

MOD FOR THE MONTH :-


March-26


Sl.	Item	Courrant Month	Previous Month
1	No. of Consumers	30,157	30,071
2	No. of Active Consumers	29,947	29,895
3	No. of Consumers Billed	29,947	29,895
4	Percentages of Consumers Billed	100.00%	100.00%
5	Net Energy Imported (Kwh)	3,875,282	2,937,066
6	Net Energy Generated (Kwh)	0	0
7	Total Import (5+6)	3,875,282	2,937,066
8	Total Energy Sold To Consumer (Kwh)	3,456,777	2,750,441
9	Energy Lost (7-8) (Kwh)	418,505	186,625
10	Overall System Loss (7/5X100) %	10.80%	6.35%
11	33KV Sold Unit	0.00	0
12	11KV Sold Unit	69,671	84600
13	System Loss Without 33KV	10.80%	6.35%
14	System Loss Without 33KV & 11KV	11.00%	6.54%
15	Net Billed Amount (Tk)	27587603.00	21876406.00
16	Total Gross Billed Amount (Tk)	28051505.00	22285269.00
17	Net Collected Amount (Tk)	23123360.43	22625230.93
18	Total Gross Collected Amount (Tk)	23587262.43	23034093.93
19	Miscellaneous Collected Amount	463902.00	408863.00
20	C/I Ratio	75.00%	96.79%
21	C/B Ratio	84.09%	103.36%
22	Billing Rate	7.98	7.95
23	A/C Receivable MTK	18430859.43	13966616.86
24	Equivalent Month	0.67	0.64

* এই ছকটি কোনক্রমে পরিবর্তন করা যাবেনা। Billing Software এর তথ্যের ভিত্তিতে ফর্মটি পূরণ করতে হবে।

Certified that the above data are true, correct & based on records.

AL
15.04.2026
(মো: আদিল হোসেন)
উপ-সহকারী প্রকৌশলী
পাংশা বিদ্যুৎ সরবরাহ
ওজোপাডিকোলি, পাংশা, রাজবাড়ী


15.04.26
(মো: সাজ্জাদ আলী শিকদার)
উপ-সহকারী প্রকৌশলী
পাংশা বিদ্যুৎ সরবরাহ
ওজোপাডিকোলি, পাংশা, রাজবাড়ী


15.04.26
(মো: রাকিব হাসান)
আবাসিক প্রকৌশলী (সঃ ঞঃ)
পাংশা বিদ্যুৎ সরবরাহ
ওজোপাডিকোলি, পাংশা, রাজবাড়ী

MOD FOR THE MONTH :- March-26

Sl.	Item	Current Month	Previous Month
1	No. of Consumers	30,157	30,071
2	No. of Active Consumers	30,157	29,895
3	No. of Consumers Billed	29,947	29,895
4	Percentages of Consumers Billed	100.00%	100.00%
5	Net Energy Imported (Kwh)	3,875,282	2,937,066
6	Net Energy Generated (Kwh)	0	0
7	Total Import (5+6)	3,875,282	2,937,066
8	Total Energy Sold To Consumer (Kwh)	3,456,777	2,750,441
9	Energy Lost (7-8) (Kwh)	418,505	186,625
10	System Loss (7/5X100) %	10.80%	6.35%
11	Net Billed Amount (Tk)	27587603.00	21876406.00
12	Total Gross Billed Amount (Tk)	28051505.00	22285269.00
13	Net Collected Amount (Tk)	23123360.43	22625230.93
14	Total Gross Collected Amount (Tk)	23587262.43	23034093.93
15	Miscellaneous Collected Amount	463902.00	408863.00
16	C/I Ratio $\{(14 \times 8) / (12 \times 7)\} \times 100 \%$	75.00%	96.79%
17	C/B Ratio $\{14 / 12\} \times 100 \%$	84.09%	103.36%
18	Billing Rate	7.98	7.95
19	A/C Receivable M Tk	18430859.43	13966616.86
20	Equivalent Month	0.67	0.64

Certified that the above data are true, correct & based on records.

AK
15.04.26
(মো: আদিল হোসেন)
উপ-সহকারী প্রকৌশলী
পাংশা বিদ্যুৎ সরবরাহ
ওজোপাড়িকোলি, পাংশা, রাজবাড়ী

AK
15.04.26
(মো: সাহজাদ আলী শিকদার)
উপ-সহকারী প্রকৌশলী
পাংশা বিদ্যুৎ সরবরাহ
ওজোপাড়িকোলি, পাংশা, রাজবাড়ী

AK
15.04.26
(মো: রাফিক হাসান)
আবাসিক প্রকৌশলী (সংঃ প্রঃ)
পাংশা বিদ্যুৎ সরবরাহ
ওজোপাড়িকোলি, পাংশা, রাজবাড়ী

CONSUMER BILLED & ENERGY SOLD :


MOD FOR THE MONTH :- March-26


Category	Previous month end Total consumer number	Newly connected consumer number	Permanently discontinued consumer number	Total number of consumer	Disconnected seasonal consumer number	Active consumer number	Number of consumer billed	Energy Sold in Kwh	
								Current month	Previous month
01	02	03	04	05 (2+3-4)	06	07 (5-6)	08	09	10
LT-A	25,056	70	-	25,126		25,126	25,043	2,511,259	2,042,822
LT-B	419	4	-	423		423	393	70,046	68,998
LT-C1	290		-	290		290	289	196,152	87,406
LT-C2	21		-	21		21	20	2,567	2,014
LT-D1	407		-	407		407	406	51,922	81,904
LT-D2	18		-	18		18	15	20,880	60,455
LT-D3	-		-	-		-			
LT-E	3,854	12	-	3,866		3,866	3,775	530,971	318,930
LT-T	1		-	1		1	1	3,309	3,312
MT-1	-		-	-		-			
MT-2	-		-	-		-			
MT-3	3		-	3		3	3	68,540	82,200
MT-4	-		-	-		-			
MT-5	2		-	2		2	2	1,131	2,400
MT-6	-		-	-		-			
MT-7	-		-	-		-			
MT-8	-		-	-		-			
HT-1	-		-	-		-			
HT-2	-		-	-		-			
HT-3	-		-	-		-			
HT-4	-		-	-		-			
EHT-1	-		-	-		-			
EHT-2	-		-	-		-			
Total 1.2	30,071	86	0	30,157	0	30,157	29,947	3,456,777	2,750,441


New Connection Information :

1	No. of Application pending at the end of previous month	0
2	(+) No. of Application received during the month	86
3	(-) Newly connected consumer during the month	86
4	No. of Application pending at the end of Current month	0

Certified that the above data are true, correct & based on records.


 (মো: আদিল হোসেন)
 উপ-সহকারী প্রকৌশলী
 পাংশা বিদ্যুৎ সরবরাহ
 ওজোপাডিকোলি, পাংশা, রাজবাড়ী


 15.09.26
 (মো: সাজ্জাদ আলী শিকদার)
 উপ-সহকারী প্রকৌশলী
 পাংশা বিদ্যুৎ সরবরাহ
 ওজোপাডিকোলি, পাংশা, রাজবাড়ী


 15.09.26
 (মো: রাকিব হোসান)
 আবাসিক প্রকৌশলী (সঃ প্রঃ)
 পাংশা বিদ্যুৎ সরবরাহ
 ওজোপাডিকোলি, পাংশা, রাজবাড়ী

BILLED AMOUNT.

3.1 Energy :


MOD FOR THE MONTH :- March-26


Type of consumer	Category	Current Month (Taka)							Previous Month (Taka)	
		Energy	Billing Rate	Demand Charged	Pre-Payment Meter Rent	Total	Vat	Grand Total	Total	Billing Rate
1	2	3	4	5	6	7=(3+5+6)	8	9=(7+8)	10	11
Residential	LT-A	14,296,932.00	6.52	2,073,960.00	-	16,370,892.00	818,256.00	17,189,148.00	13,985,440.00	6.85
Agricultural Pump	LT-B	367,747.00	5.95	48,888.00	-	416,635.00	20,831.00	437,466.00	387,412.00	5.61
Small Industry	LT-C1	2,064,621.00	11.30	152,112.00	-	2,216,733.00	110,820.00	2,327,553.00	986,466.00	11.29
Construction- LT	LT-C2	40,099.00	19.55	10,080.00	-	50,179.00	3,002.00	53,181.00	41,072.00	20.39
Edu, Reg & Wel. Org and Hospital	LT-D1	355,643.00	7.92	55,560.00	-	411,203.00	20,551.00	431,754.00	633,467.00	7.73
Street Lt & Water P	LT-D2	202,805.00	10.30	12,240.00	-	215,045.00	10,749.00	225,794.00	699,940.00	11.58
Battery Charging St	LT-D3		#DIV/0!		-	-		-	-	#DIV/0!
Commercial & Office	LT-E	6,279,368.00	13.20	727,740.00	-	7,007,108.00	270,766.00	7,277,874.00	4,082,008.00	12.80
Temporary- LT	LT-T	66,740.00	21.98	6,000.00	-	72,740.00	3,619.00	76,359.00	75,197.00	22.70
Residential- MT	MT-1		#DIV/0!		-	-		-	-	#DIV/0!
Com. & Office- MT	MT-2		#DIV/0!		-	-		-	-	#DIV/0!
Industry- MT	MT-3	692,790.00	11.58	100,800.00	-	793,590.00	39,678.00	833,268.00	936,871.00	11.40
Construction- MT	MT-4		#DIV/0!		-	-		-	-	#DIV/0!
General- MT	MT-5	11,878.00	29.60	21,600.00	-	33,478.00	2,173.00	35,651.00	48,533.00	20.22
Temporary- MT	MT-6		#DIV/0!		-	-		-	-	-
Battery Charging St	MT-7		#DIV/0!		-	-		-	-	-
Agricultural Pump	MT-8		#DIV/0!		-	-		-	-	-
General- HT	HT-1		#DIV/0!		-	-		-	-	-
Com. & Office- HT	HT-2		#DIV/0!		-	-		-	-	-
Industry- HT	HT-3		#DIV/0!		-	-		-	-	-
Construction- HT	HT-4		#DIV/0!		-	-		-	-	-
General- EHT1	EHT-1		#DIV/0!		-	-		-	-	-
General- EHT2	EHT-2		#DIV/0!		-	-		-	-	-
Sub Total 3.1		24,378,623	7.98	3,208,980	-	27,587,603	1,300,445	28,888,048	21,876,406	7.95


3.2 Miscellaneous Billed Amount :

Descriptions	Current Month	Previous Month
Application Fee	10,680.00	7,800.00
Disconnection Reconnection Fee	25,200.00	10,720.00
Late Payment Surcharge	235,502.00	247,796.00
Meter Testing Fee	0.00	0.00
Transformer Rent	0.00	0.00
Penalty for Unauthorised Connection (Magistrate Court)	0.00	0.00
Bank Interest	0.00	0.00
Others (Specify)	192,520.00	142,547.00
Sub Total 4.2	463,902.00	408,863.00
Grand Total Gross Bill (3.1+3.2)	28,051,505.00	22,285,269.00
3.3 Security		
Security Deposit Receipt	960.00	3,090.00
Bank Interest on Security Deposit	0.00	0.00

Certified that the above data are true, correct & based on records.


 15.04.26
 (মো: আদিল হোসেন)
 উপ-সহকারী প্রকৌশলী
 পাংশা বিদ্যুৎ সরবরাহ
 গুজোপাডিকোলি, পাংশা, রাজবাড়ী।


 15.04.26
 (মো: সাহাদুল আলী শিকদার)
 উপ-সহকারী প্রকৌশলী
 পাংশা বিদ্যুৎ সরবরাহ
 গুজোপাডিকোলি, পাংশা, রাজবাড়ী।


 15.04.26
 (মো: রাকিব হোসেন)
 আবাসিক প্রকৌশলী (সঃ প্রঃ)
 পাংশা বিদ্যুৎ সরবরাহ
 গুজোপাডিকোলি, পাংশা, রাজবাড়ী।

LECTED AMOUNT:

Energy :

MOD FOR THE MONTH :- March-26

Type of consumer	Category	Current Month (Taka)						Previous Month (Taka)
		Energy	Demand Charged	Pre-Payment Meter Rent	Total	Vat	Grand Total	Total Collection
1	2	3	4	5	6=(3+4+5)	7	8=(6+7)	9
Residential	LT-A	12,703,992.21	1,628,116.00	-	14,332,108.21	722,365.47	15,054,473.68	14,000,929.26
Agricultural Pump	LT-B	296,687.10	27,174.00	-	323,861.10	16,193.06	340,054.16	289,359.02
Small Industry	LT-C1	1,995,915.61	129,744.00	-	2,125,659.61	106,282.98	2,231,942.59	2,218,211.86
Construction- LT	LT-C2	40,751.18	9,600.00	-	50,351.18	2,517.56	52,868.74	80,678.02
Edu, Reg & Wel. Org and Hos.	LT-D1	297,476.24	40,800.00	-	338,276.24	16,913.81	355,190.05	319,379.43
Street Lt & Water P	LT-D2	-	-	-	-	-	-	462,661.00
Battery Charging St	LT-D3	-	-	-	-	-	-	-
Commercial & Office	LT-E	4,243,310.59	597,702.00	-	4,841,012.59	242,050.63	5,083,063.22	4,498,314.47
Temporary- LT	LT-T	66,739.50	6,000.00	-	72,739.50	3,636.98	76,376.48	60,775.87
Residential- MT	MT-1	-	-	-	-	-	-	-
Corn. & Office- MT	MT-2	-	-	-	-	-	-	-
Industry- MT	MT-3	992,552.00	46,800.00	-	1,039,352.00	51,967.60	1,091,319.60	694,922.00
Construction- MT	MT-4	-	-	-	-	-	-	-
General- MT	MT-5	-	-	-	-	-	-	-
Temporary- MT	MT-6	-	-	-	-	-	-	-
Battery Charging St	MT-7	-	-	-	-	-	-	-
Agricultural Pump	MT-8	-	-	-	-	-	-	-
General- HT	HT-1	-	-	-	-	-	-	-
Corn. & Office- HT	HT-2	-	-	-	-	-	-	-
Industry- HT	HT-3	-	-	-	-	-	-	-
Construction- HT	HT-4	-	-	-	-	-	-	-
General- EHT1	EHT-1	-	-	-	-	-	-	-
General- EHT2	EHT-2	-	-	-	-	-	-	-
Sub Total 4.1		20,637,424.43	2,485,936.00	-	23,123,360.43	1,161,928.08	24,285,288.51	22,625,230.93

4.2 Miscellaneous Collected Amount :

Descriptions	Current Month	Previous Month
Application Fee	10,680.00	7,800.00
Disconnection Reconnection Fee	25,200.00	10,720.00
Late Payment Surcharge	235,502.00	247,796.00
Meter Testing Fee	0.00	0.00
Transformer Rent	0.00	0.00
Penalty for Unauthorised Connection (Magistrate Court)	0.00	0.00
Bank Interest	0.00	0.00
Others (Specify)	192,520.00	142,547.00
Sub Total 4.2	463,902.00	408,863.00
Grand Total Gross Collection (4.1+4.2)	23,587,262.43	23,034,093.93

4.3 Security

Security Deposit Receipt	960.00	3,090.00
Bank Interest on Security Deposit	0.00	0.00

Certified that the above data are true, correct & based on records.

লেজার ক্রেডিট পোষ্টিং MOD এর সাথে সঠিক আছে।

15.04.2026

(মো: আদিল হোসেন)
উপ-সহকারী প্রকৌশলী
পাংশা বিদ্যুৎ সরবরাহ
ওজোপাউকোলি, পাংশা, রাজবাড়ী।

15.04.26

(মো: সাজ্জাদ আলী শিকদার)
উপ-সহকারী প্রকৌশলী
পাংশা বিদ্যুৎ সরবরাহ
ওজোপাউকোলি, পাংশা, রাজবাড়ী।

15.04.26

(মো: রাফিক হাসান)
আবাসিক প্রকৌশলী (সঃ ঞঃ)
পাংশা বিদ্যুৎ সরবরাহ
ওজোপাউকোলি, পাংশা, রাজবাড়ী


(মো: জাহিদ মিয়া)
ব্যবস্থাপক হিসাব
আঞ্চলিক হিসাব দপ্তর
ওজোপাউকোলি, ফরিদপুর।


MOD FOR THE MONTH :- March-26

Type of consumer	Cate-gory	Amount Receivable at the end of previous month	Amount billed for the month (current month)	Amount collected in the month (current month)	Amount Receivable at the end of current month	Equiva-lent month
01	02	03	04	05	06 (3+4-5)	07 (6/4)
Residential	LT-A	7794182.57	16,370,892.00	14,332,108.21	9,832,966.36	0.60
Agricultural Pump	LT-B	216171.27	416,635.00	323,861.10	308,945.17	0.74
Small Industry	LT-C1	134662.26	2,216,733.00	2,125,659.61	225,735.65	0.34
Construction- LT	LT-C2	4781.49	50,179.00	50,351.18	4,609.31	0.22
Edu, Relig & Wel: Org and Hosp:	LT-D1	774250.61	411,203.00	338,276.24	847,177.37	2.06
Street Lt & Water P	LT-D2	1974987.71	215,045.00	-	2,190,032.71	10.18
Battery Charging St	LT-D3	-	-	-	-	-
Commercial & Office	LT-E	270199.71	7,007,108.00	4,841,012.59	2,436,295.12	0.35
Temporary- LT	LT-T	15,178.90	72,740.00	72,739.50	15,179.40	0.21
Residential- MT	MT-1	-	-	-	-	-
Commercial & Office- MT	MT-2	-	-	-	-	-
Industry- MT	MT-3	1438208.34	793,590.00	1,039,352.00	1,192,446.34	1.50
Construction- MT	MT-4	-	-	-	-	-
General- MT	MT-5	1,343,994.00	33,478.00	-	1,377,472.00	41.15
Temporary- MT	MT-6	-	-	-	-	-
Battery Charging St	MT-7	-	-	-	-	-
Agricultural Pump	MT-8	-	-	-	-	-
General- HT	HT-1	-	-	-	-	-
Commercial & Office- HT	HT-2	-	-	-	-	-
Industry- HT	HT-3	-	-	-	-	-
Construction- HT	HT-4	-	-	-	-	-
General- EHT1	EHT-1	-	-	-	-	-
General- EHT2	EHT-2	-	-	-	-	-
Total		13,966,616.86	27,587,603.00	23,123,360.43	18,430,859.43	0.67

Type of consumer	Amount Receivable at the end of previous month	Amount billed for the month (current month)	Amount collected in the month (current month)	Amount Receivable at the end of current month	Equiva-lent month
01	02	03	04	05 (2+3-4)	06 (5/3)
Autonomous	2,456,152.00	293,906.00	69,110.00	2,680,948.00	9.12
Govt Sctor	1,109,211.30	278,485.00	133,829.00	1,253,867.30	4.50
Private Sector	10,401,253.56	27,015,212.00	22,920,421.43	14,496,044.13	0.54
Total	13,966,616.86	27,587,603.00	23,123,360.43	18,430,859.43	0.67

AM
15.04.26
(মো: আদিল হোসেন)
উপ-সহকারী প্রকৌশলী
পাংশা বিদ্যুৎ সরবরাহ
ওজোপাডিকেলি: পাংশা, রাজবাড়ী


15.04.26
(মো: সাজ্জাদ আলী শিকদার)
উপ-সহকারী প্রকৌশলী
পাংশা বিদ্যুৎ সরবরাহ
ওজোপাডিকেলি: পাংশা, রাজবাড়ী


15.04.26
(মো: রাকিব হোসান)
আবাসিক প্রকৌশলী (সঃ ঞঃ)
পাংশা বিদ্যুৎ সরবরাহ
ওজোপাডিকেলি: পাংশা, রাজবাড়ী