

Sl.	Item	MOD FOR THE MONTH :-	
		Courrent Month	February-26
1	No. of Consumers	30,071	30,018
2	No. of Active Consumers	29,895	30,018
3	No. of Consumers Billed	29,895	29,806
4	Percentages of Consumers Billed	100.00%	99.29%
5	Net Energy Imported (Kwh)	2,937,066	3,241,144
6	Net Energy Generated (Kwh)	0	0
7	Total Import (5+6)	2,937,066	3,241,144
8	Total Energy Sold To Consumer (Kwh)	2,750,441	3,063,310
9	Energy Lost (7-8) (Kwh)	186,625	177,834
10	Overall System Loss (7/5X100) %	6.35%	5.49%
11	33KV Sold Unit	0.00	0
12	11KV Sold Unit	84,600	67811
13	System Loss Without 33KV	6.35%	5.49%
14	System Loss Without 33KV & 11KV	6.54%	5.60%
15	Net Billed Amount (Tk)	21876406.00	24150830.00
16	Total Gross Billed Amount (Tk)	22285269.00	24679419.00
17	Net Collected Amount (Tk)	22625230.93	23652102.98
18	Total Gross Collected Amount (Tk)	23034093.93	24180691.98
19	Miscellaneous Collected Amount	408863.00	528589.00
20	C/I Ratio	96.79%	92.60%
21	C/B Ratio	103.36%	97.98%
22	Billing Rate	7.95	7.88
23	A/C Receivable MTK	13966616.86	14715441.79
24	Equivalent Month	0.64	0.61

\* এই ছকটি কোনক্রমে পরিবর্তন করা যাবেনা। Billing Software এর তথ্যের ভিত্তিতে ফর্মটি পূরণ করতে হবে।

Certified that the above data are true, correct & based on records.

*AK*  
14.03.2026  
(মো: আদিল হোসেন)  
উপ-সহকারী প্রকৌশলী  
পাংশা বিদ্যুৎ সরবরাহ  
ওজোপাড়িকোলি, পাংশা, রাজবাড়ী

*AK*  
14.03.26  
(মো: সাজ্জাদ আলী শিকদার)  
উপ-সহকারী প্রকৌশলী  
পাংশা বিদ্যুৎ সরবরাহ  
ওজোপাড়িকোলি, পাংশা, রাজবাড়ী

*AK*  
14.03.26  
(মো: রাফিক হাসান)  
আবাসিক প্রকৌশলী (সং প্রঃ)  
পাংশা বিদ্যুৎ সরবরাহ  
ওজোপাড়িকোলি, পাংশা, রাজবাড়ী

## MOD FOR THE MONTH :- February-26

Sl.	Item	Current Month	Previous Month
1	No. of Consumers	30,071	30,018
2	No. of Active Consumers	30,071	30,018
3	No. of Consumers Billed	29,895	29,806
4	Percentages of Consumers Billed	100.00%	99.29%
5	Net Energy Imported (Kwh)	2,937,066	3,241,144
6	Net Energy Generated (Kwh)	0	0
7	Total Import (5+6)	2,937,066	3,241,144
8	Total Energy Sold To Consumer (Kwh)	2,750,441	3,063,310
9	Energy Lost (7-8) (Kwh)	186,625	177,834
10	System Loss (7/5X100) %	6.35%	5.49%
11	Net Billed Amount (Tk)	21876406.00	24150830.00
12	Total Gross Billed Amount (Tk)	22285269.00	24679419.00
13	Net Collected Amount (Tk)	22625230.93	23652102.98
14	Total Gross Collected Amount (Tk)	23034093.93	24180691.98
15	Miscellaneous Collected Amount	408863.00	528589.00
16	C/I Ratio $\{(14 \times 8) / (12 \times 7)\} \times 100 \%$	96.79%	92.60%
17	C/B Ratio $\{ 14 / 12 \} \times 100 \%$	103.36%	97.98%
18	Billing Rate	7.95	7.88
19	A/C Receivable M Tk	13966616.86	14715441.79
20	Equivalent Month	0.64	0.61

Certified that the above data are true, correct & based on records.

*Abu*  
14.03.2026

(মোঃ আদিল হোসেন)  
উপ-সহকারী প্রকৌশলী  
পাংশা বিদ্যুৎ সরবরাহ  
ওজোপাডিকোলি, পাংশা, রাজবাড়ী

*Sham*  
19.03.26

(মোঃ সাজ্জাদ আলী শিকদার)  
উপ-সহকারী প্রকৌশলী  
পাংশা বিদ্যুৎ সরবরাহ  
ওজোপাডিকোলি, পাংশা, রাজবাড়ী

*Sham*  
14.03.26

(মোঃ মাকিব হাসান)  
আবাসিক প্রকৌশলী (সঃ প্রঃ)  
পাংশা বিদ্যুৎ সরবরাহ  
ওজোপাডিকোলি, পাংশা, রাজবাড়ী

Category	Previous month end Total consumer number	Newly connected consumer number	Permanently disconnrnted consumer number	Total number of consumer (2+3-4)	Disconnected seasonal consumer number	Active consumer number (5-6)	Number of consumer billed	Energy Sold in Kwh	
								Courrent month	Previous month
01	02	03	04	05	06	07	08	09	10
LT-A	25,014	42	-	25,056	-	25,056	25,001	2,042,822	2,299,302
LT-B	418	1	-	419	-	419	392	68,998	87,161
LT-C1	289	1	-	290	-	290	289	87,406	219,610
LT-C2	21		-	21	-	21	20	2,014	2,632
LT-D1	406	1	-	407	-	407	405	81,904	42,703
LT-D2	18		-	18	-	18	15	60,455	20,195
LT-D3	-		-	-	-	-			
LT-E	3,846	8	-	3,854	-	3,854	3,767	318,930	320,967
LT-T	1		-	1	-	1	1	3,312	2,929
MT-1	-		-	-	-	-			
MT-2	-		-	-	-	-			
MT-3	3		-	3	-	3	3	82,200	66,542
MT-4	-		-	-	-	-			
MT-5	2		-	2	-	2	2	2,400	1,269
MT-6	-		-	-	-	-			
MT-7	-		-	-	-	-			
MT-8	-		-	-	-	-			
HT-1	-		-	-	-	-			
HT-2	-		-	-	-	-			
HT-3	-		-	-	-	-			
HT-4	-		-	-	-	-			
EHT-1	-		-	-	-	-			
EHT-2	-		-	-	-	-			
Total 1.2	30,018	53	0	30,071	0	30,071	29,895	2,750,441	3,063,310

**New Connection Information :**

1	No. of Application pending at the end of previous month	0
2	(+) No. of Application received during the month	53
3	(-) Newly connected consumer during the month	53
4	No. of Application pending at the end of Current month	0

Certified that the above data are true, correct & based on records.

*Ah*  
14.03.2016  
(মো: আদিল হোসেন)  
উপ-সহকারী প্রকৌশলী  
পাংশা বিদ্যুৎ সরবরাহ  
ওজোপাড়িকেলি, পাংশা, রাজবাড়ী

*Sh*  
14.03.26  
(মো: সাজ্জাদ আলী শিকদার)  
উপ-সহকারী প্রকৌশলী  
পাংশা বিদ্যুৎ সরবরাহ  
ওজোপাড়িকেলি, পাংশা, রাজবাড়ী

*Ra*  
14.03.26  
(মো: রাফিক হাসান)  
আবাসিক প্রকৌশলী (সঃ প্রঃ)  
পাংশা বিদ্যুৎ সরবরাহ  
ওজোপাড়িকেলি, পাংশা, রাজবাড়ী

BILLED AMOUNT.

## 3.1 Energy :

MOD FOR THE MONTH :- February-26

Type of consumer	Category	Current Month (Taka)							Previous Month (Taka)	
		Energy	Billing Rate	Demand Charged	Pre-Payment Meter Rent	Total	Vat	Grand Total	Total	Billing Rate
1	2	3	4	5	6	7=(3+5+6)	8	9=(7+8)	10	11
Residential	LT-A	11,961,166.00	6.85	2,024,274.00	-	13,985,440.00	685,549.00	14,670,989.00	14,779,547.00	6.43
Agricultural Pump	LT-B	336,004.00	5.61	51,408.00	-	387,412.00	19,364.00	406,776.00	514,385.00	5.90
Small Industry	LT-C1	923,106.00	11.29	63,360.00	-	986,466.00	44,087.00	1,030,553.00	2,468,526.00	11.24
Construction- LT	LT-C2	30,512.00	20.39	10,560.00	-	41,072.00	2,546.00	43,618.00	44,766.00	17.01
Edu, Reg & Wel. Org and Hospital	LT-D1	582,587.00	7.73	50,880.00	-	633,467.00	17,674.00	651,141.00	378,691.00	8.87
Street Lt & Water P	LT-D2	687,700.00	11.58	12,240.00	-	699,940.00	34,085.00	734,025.00	208,334.00	10.32
Battery Charging St	LT-D3		#DIV/0!		-	-		-	-	#DIV/0!
Commercial & Office	LT-E	3,398,868.00	12.80	683,140.00	-	4,082,008.00	170,038.00	4,252,046.00	4,881,980.00	15.21
Temporary- LT	LT-T	66,797.00	22.70	8,400.00	-	75,197.00	3,745.00	78,942.00	65,083.00	22.22
Residential- MT	MT-1		#DIV/0!		-	-		-	-	#DIV/0!
Com. & Office- MT	MT-2		#DIV/0!		-	-		-	-	#DIV/0!
Industry- MT	MT-3	836,071.00	11.40	100,800.00	-	936,871.00	56,672.00	993,543.00	765,241.00	11.50
Construction- MT	MT-4		#DIV/0!		-	-		-	-	#DIV/0!
General- MT	MT-5	26,933.00	20.22	21,600.00	-	48,533.00	3,176.00	51,709.00	44,277.00	34.89
Temporary- MT	MT-6		#DIV/0!		-	-		-	-	-
Battery Charging St	MT-7		#DIV/0!		-	-		-	-	-
Agricultural Pump	MT-8		#DIV/0!		-	-		-	-	-
General- HT	HT-1		#DIV/0!		-	-		-	-	-
Com. & Office- HT	HT-2		#DIV/0!		-	-		-	-	-
Industry- HT	HT-3		#DIV/0!		-	-		-	-	-
Construction- HT	HT-4		#DIV/0!		-	-		-	-	-
General- EHT1	EHT-1		#DIV/0!		-	-		-	-	-
General- EHT2	EHT-2		#DIV/0!		-	-		-	-	-
<b>Sub Total 3.1</b>		<b>18,849,744</b>	<b>7.95</b>	<b>3,026,662</b>	<b>-</b>	<b>21,876,406</b>	<b>1,036,936</b>	<b>22,913,342</b>	<b>24,150,830</b>	<b>7.88</b>

## 3.2 Miscellaneous Billed Amount :

Descriptions	Current Month	Previous Month
Application Fee	7,800.00	10,560.00
Disconnection Reconnection Fee	10,720.00	12,240.00
Late Payment Surcharge	247,796.00	284,496.00
Meter Testing Fee	0.00	0.00
Transformer Rent	0.00	0.00
Penalty for Unauthorised Connection (Magistrate Court)	0.00	0.00
Bank Interest	0.00	0.00
Others (Specify)	142,547.00	221,293.00
<b>Sub Total 4.2</b>	<b>408,863.00</b>	<b>528,589.00</b>
<b>Grand Total Gross Bill (3.1+3.2)</b>	<b>22,285,269.00</b>	<b>24,679,419.00</b>
<b>3.3 Security</b>		
Security Deposit Receipt	3,090.00	10,720.00
Bank Interest on Security Deposit	0.00	0.00

Certified that the above data are true, correct &amp; based on records.

AM  
14.03.2026  
(মো: আদিল হোসেন)  
উপ-সহকারী প্রকৌশলী  
পাংশা বিদ্যুৎ সরবরাহ  
ওজোপাডিকোলি, পাংশা, রাজবাড়ী।

J  
14.03.26  
(মো: সাজ্জাদ আলী শিকদার)  
উপ-সহকারী প্রকৌশলী  
পাংশা বিদ্যুৎ সরবরাহ  
ওজোপাডিকোলি, পাংশা, রাজবাড়ী।

J  
14.03.26  
(মো: রাফিক হাসান)  
আবালিক প্রকৌশলী (সঃ প্রঃ)  
পাংশা বিদ্যুৎ সরবরাহ  
ওজোপাডিকোলি, পাংশা, রাজবাড়ী।

COLLECTED AMOUNT:

4.1 Energy :

MOD FOR THE MONTH :- February-26

Type of consumer	Category	Current Month (Taka)					Previous Month (Taka)	
		Energy	Demand Charged	Pre-Payment Meter Rent	Total	Vat	Grand Total	Total Collection
1	2	3	4	5	6=(3+4+5)	7	8=(6+7)	9
Residential	LT-A	12,412,237.26	1,588,692.00	-	14,000,929.26	304,477.83	14,305,407.09	14,325,693.70
Agricultural Pump	LT-B	262,521.02	26,838.00	-	289,359.02	14,467.95	303,826.97	891,792.81
Small Industry	LT-C1	2,092,163.86	126,048.00	-	2,218,211.86	110,910.59	2,329,122.45	2,187,287.34
Construction- LT	LT-C2	70,838.02	9,840.00	-	80,678.02	4,033.90	84,711.92	24,162.53
Edu, Reg & Wel. Org and Hos.	LT-D1	278,819.43	40,560.00	-	319,379.43	15,968.97	335,348.40	413,735.58
Street Lt & Water P	LT-D2	450,421.00	12,240.00	-	462,661.00	23,133.05	485,794.05	278,073.00
Battery Charging St	LT-D3			-				
Commercial & Office	LT-E	3,942,480.47	555,834.00	-	4,498,314.47	224,915.72	4,723,230.19	4,519,297.86
Temporary- LT	LT-T	54,775.87	6,000.00	-	60,775.87	3,038.79	63,814.66	67,682.16
Residential- MT	MT-1			-				
Com. & Office- MT	MT-2			-				
Industry- MT	MT-3	648,122.00	46,800.00	-	694,922.00	34,746.10	729,668.10	944,378.00
Construction- MT	MT-4			-				
General- MT	MT-5			-				
Temporary- MT	MT-6			-				
Battery Charging St	MT-7			-				
Agricultural Pump	MT-8			-				
General- HT	HT-1			-				
Com. & Office- HT	HT-2			-				
Industry- HT	HT-3			-				
Construction- HT	HT-4			-				
General- EHT1	EHT-1			-				
General- EHT2	EHT-2			-				
<b>Sub Total 4.1</b>		<b>20,212,378.93</b>	<b>2,412,852.00</b>	<b>-</b>	<b>22,625,230.93</b>	<b>735,692.91</b>	<b>23,360,923.84</b>	<b>23,652,102.98</b>

## 4.2 Miscellaneous Collected Amount :

Descriptions	Current Month	Previous Month
Application Fee	7,800.00	10,560.00
Disconnection Reconnection Fee	10,720.00	12,240.00
Late Payment Surcharge	247,796.00	284,496.00
Meter Testing Fee	0.00	0.00
Transformer Rent	0.00	0.00
Penalty for Unauthorised Connection (Magistrate Court)	0.00	0.00
Bank Interest	0.00	0.00
Others (Specify)	142,547.00	221,293.00
<b>Sub Total 4.2</b>	<b>408,863.00</b>	<b>528,589.00</b>
<b>Grand Total Gross Collection (4.1+4.2)</b>	<b>23,034,093.93</b>	<b>24,180,691.98</b>


## 4.3 Security


Security Deposit Receipt	3,090.00	10,720.00
Bank Interest on Security Deposit	0.00	0.00

Certified that the above data are true, correct &amp; based on records.

লেজার ক্রেডিট পোস্টিং MOD এর সাথে সঠিক আছে।

Alu  
14.03.2016  
(মো: আদিল হোসেন)  
উপ-সহকারী প্রকৌশলী  
পাংশা বিদ্যুৎ সরবরাহ  
ওজোপাডিকোলি, পাংশা, রাজবাড়ী।

  
19.03.26  
(মো: সাজ্জাদ আলী শিকদার)  
উপ-সহকারী প্রকৌশলী  
পাংশা বিদ্যুৎ সরবরাহ  
ওজোপাডিকোলি, পাংশা, রাজবাড়ী।


  
15.03.26  
(মো: রাকিব হাসান)  
আবাসিক প্রকৌশলী (সঃ ঞঃ)  
পাংশা বিদ্যুৎ সরবরাহ  
ওজোপাডিকোলি, পাংশা, রাজবাড়ী।


(মো: জাহিদ মিয়া)  
ব্যবস্থাপক হিসাব  
আঞ্চলিক হিসাব দপ্তর  
ওজোপাডিকোলি, ফরিদপুর।


## MOD FOR THE MONTH :- February-26

Type of consumer	Category	Amount Receivable at the end of previous month	Amount billed for the month (current month)	Amount collected in the month (current month)	Amount Receivable at the end of current month	Equiva-lemt month
01	02	03	04	05	06 (3+4-5)	07 (6/4)
Residential	LT-A	7809671.83	13,985,440.00	14,000,929.26	7,794,182.57	0.56
Agricultural Pump	LT-B	118118.29	387,412.00	289,359.02	216,171.27	0.56
Small Industry	LT-C1	1366408.12	986,466.00	2,218,211.86	134,662.26	0.34
Construction- LT	LT-C2	44387.51	41,072.00	80,678.02	4,781.49	0.22
Edu, Relig & Wel: Org and Hosp:	LT-D1	460163.04	633,467.00	319,379.43	774,250.61	1.22
Street Lt & Water P	LT-D2	1737708.71	699,940.00	462,661.00	1,974,987.71	2.82
Battery Charging St	LT-D3	-	-	-	-	-
Commercial & Office	LT-E	686506.18	4,082,008.00	4,498,314.47	270,199.71	0.57
Temporary- LT	LT-T	757.77	75,197.00	60,775.87	15,178.90	0.20
Residential- MT	MT-1	-	-	-	-	-
Commercial & Office- MT	MT-2	-	-	-	-	-
Industry- MT	MT-3	1196259.34	936,871.00	694,922.00	1,438,208.34	1.54
Construction- MT	MT-4	-	-	-	-	-
General- MT	MT-5	1,295,461.00	48,533.00	-	1,343,994.00	27.69
Temporary- MT	MT-6	-	-	-	-	-
Battery Charging St	MT-7	-	-	-	-	-
Agricultural Pump	MT-8	-	-	-	-	-
General- HT	HT-1	-	-	-	-	-
Commercial & Office- HT	HT-2	-	-	-	-	-
Industry- HT	HT-3	-	-	-	-	-
Construction- HT	HT-4	-	-	-	-	-
General- EHT1	EHT-1	-	-	-	-	-
General- EHT2	EHT-2	-	-	-	-	-
<b>Total</b>		<b>14,715,441.79</b>	<b>21,876,406.00</b>	<b>22,625,230.93</b>	<b>13,966,616.86</b>	<b>0.64</b>

Type of consumer	Amount Receivable at the end of previous month	Amount billed for the month (current month)	Amount collected in the month (current month)	Amount Receivable at the end of current month	Equiva-lemt month
01	02	03	04	05 (2+3-4)	06 (5/3)
Autonomous	2,710,303.00	269,621.00	523,772.00	2,456,152.00	9.11
Govt Scetor	1,027,046.30	226,041.00	143,876.00	1,109,211.30	4.91
Private Sector	10,978,092.49	21,380,744.00	21,957,582.93	10,401,253.56	0.49
<b>Total</b>	<b>14,715,441.79</b>	<b>21,876,406.00</b>	<b>22,625,230.93</b>	<b>13,966,616.86</b>	<b>0.64</b>

  
 14.03.2026  
 (মো: আদিল হোসেন)  
 উপ-সহকারী প্রকৌশলী  
 পাংশা বিদ্যুৎ সরবরাহ  
 ওজোপাডিকোলি, পাংশা, রাজবাড়ী

  
 14.03.26  
 (মো: সাফজাদ আলী শিকদার)  
 উপ-সহকারী প্রকৌশলী  
 পাংশা বিদ্যুৎ সরবরাহ  
 ওজোপাডিকোলি, পাংশা, রাজবাড়ী

  
 14.03.26  
 (মো: রাকিব হোসান)  
 আবাসিক প্রকৌশলী (সঃ প্রঃ)  
 পাংশা বিদ্যুৎ সরবরাহ  
 ওজোপাডিকোলি, পাংশা, রাজবাড়ী