

Sl.	Item	MOD FOR THE MONTH :-	
		Current Month	September-25
1	No. of Consumers	29,745	29,633
2	No. of Active Consumers	29,612	29,500
3	No. of Consumers Billed	29,612	29,383
4	Percentages of Consumers Billed	100.00%	99.60%
5	Net Energy Imported (Kwh)	5,174,509	5,137,286
6	Net Energy Generated (Kwh)	0	0
7	Total Import (5+6)	5,174,509	5,137,286
8	Total Energy Sold To Consumer (Kwh)	4,711,328	4,642,521
9	Energy Lost (7-8) (Kwh)	463,181	494,765
10	Overall System Loss (7/5X100) %	8.95%	9.63%
11	33KV Sold Unit	0.00	0
12	11KV Sold Unit	100,598	119106
13	System Loss Without 33KV	8.95%	9.63%
14	System Loss Without 33KV & 11KV	9.13%	9.86%
15	Net Billed Amount (Tk)	36410486.00	36237995.00
16	Total Gross Billed Amount (Tk)	36953012.00	36845750.00
17	Net Collected Amount (Tk)	34973685.67	35051222.60
18	Total Gross Collected Amount (Tk)	35516211.67	35658977.60
19	Miscellaneous Collected Amount	542526.00	607755.00
20	C/I Ratio	87.51%	87.46%
21	C/B Ratio	96.11%	96.78%
22	Billing Rate	7.84	7.81
23	A/C Receivable MTK	32591304.12	31154503.79
24	Equivalent Month	0.90	0.86

* এই ছকটি কোনক্রমে পরিবর্তন করা যাবেনা। Billing Software এর তথ্যের ভিত্তিতে ফর্মটি পূরণ করতে হবে।

Certified that the above data are true, correct & based on records.

Ah
14.10.25
(মো: আদিল হোসেন)
উপ-সহকারী প্রকৌশলী
পাংশা বিদ্যুৎ সরবরাহ
ওজোপাডিকোলি, পাংশা, রাজবাড়ী

Sham
14.10.25
(মো: সাজ্জাদ আলী শিকদার)
উপ-সহকারী প্রকৌশলী
পাংশা বিদ্যুৎ সরবরাহ
ওজোপাডিকোলি, পাংশা, রাজবাড়ী

Rahim
14.10.25
(মো: রাফিক হাসান)
আবাসিক প্রকৌশলী (সং গ্রঃ)
পাংশা বিদ্যুৎ সরবরাহ
ওজোপাডিকোলি, পাংশা, রাজবাড়ী

MOD FOR THE MONTH :- September-25

Sl.	Item	Current Month	Previous Month
1	No. of Consumers	29,745	29,633
2	No. of Active Consumers	29,612	29,500
3	No. of Consumers Billed	29,612	29,383
4	Percentages of Consumers Billed	100.00%	99.60%
5	Net Energy Imported (Kwh)	5,174,509	5,137,286
6	Net Energy Generated (Kwh)	0	0
7	Total Import (5+6)	5,174,509	5,137,286
8	Total Energy Sold To Consumer (Kwh)	4,711,328	4,642,521
9	Energy Lost (7-8) (Kwh)	463,181	494,765
10	System Loss (7/5X100) %	8.95%	9.63%
11	Net Billed Amount (Tk)	36410486.00	36237995.00
12	Total Gross Billed Amount (Tk)	36953012.00	36845750.00
13	Net Collected Amount (Tk)	34973685.67	35051222.60
14	Total Gross Collected Amount (Tk)	35516211.67	35658977.60
15	Miscellaneous Collected Amount	542526.00	607755.00
16	C/I Ratio $\{(14 \times 8) / (12 \times 7)\} \times 100\%$	87.51%	87.46%
17	C/B Ratio $\{ 14 / 12 \} \times 100\%$	96.11%	96.78%
18	Billing Rate	7.84	7.81
19	A/C Receivable M Tk	32591304.12	31154503.79
20	Equivalent Month	0.90	0.86

Certified that the above data are true, correct & based on records.

Atu
14.10.25
(মো: আদিল হোসেন)
উপ-সহকারী প্রকৌশলী
পাংশা বিদ্যুৎ সরবরাহ
ওজোপাড়িকোলি, পাংশা, রাজবাড়ী

Sham
14.10.25
(মো: সাজ্জাদ আলী শিকদার)
উপ-সহকারী প্রকৌশলী
পাংশা বিদ্যুৎ সরবরাহ
ওজোপাড়িকোলি, পাংশা, রাজবাড়ী

Rakib
14.10.25
(মো: রাকিব হাসান)
আবাসিক প্রকৌশলী (সঃ প্রঃ)
পাংশা বিদ্যুৎ সরবরাহ
ওজোপাড়িকোলি, পাংশা, রাজবাড়ী

1.2 CONSUMER BILLED & ENERGY SOLD :

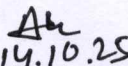
MOD FOR THE MONTH :- September-25


Category	Previous month end Total consumer number	Newly connected consumer number	Permanently discontinued consumer number	Total number of consumer	Disconnected seasonal consumer number	Active consumer number	Number of consumer billed	Energy Sold in Kwh	
								Current month	Previous month
01	02	03	04	05 (2+3-4)	06	07 (5-6)	08	09	10
LT-A	24,689	100	-	24,789	14	24,775	24,775	3,809,929	3,791,388
LT-B	406	-	-	406	25	381	381	33,947	35,341
LT-C1	288	-	-	288	-	288	288	117,683	119,223
LT-C2	21	-	-	21	1	20	20	5,450	6,138
LT-D1	395	2	-	397	-	397	397	77,112	71,716
LT-D2	18	-	-	18	3	15	15	17,710	17,125
LT-D3	-	-	-	-	-	-	-	-	-
LT-E	3,810	10	-	3,820	90	3,730	3,730	547,701	482,484
LT-T	1	-	-	1	-	1	1	1,198	-
MT-1	-	-	-	-	-	-	-	-	-
MT-2	-	-	-	-	-	-	-	-	-
MT-3	3	-	-	3	-	3	3	96,956	114,594
MT-4	-	-	-	-	-	-	-	-	-
MT-5	2	-	-	2	-	2	2	3,642	4,512
MT-6	-	-	-	-	-	-	-	-	-
MT-7	-	-	-	-	-	-	-	-	-
MT-8	-	-	-	-	-	-	-	-	-
HT-1	-	-	-	-	-	-	-	-	-
HT-2	-	-	-	-	-	-	-	-	-
HT-3	-	-	-	-	-	-	-	-	-
HT-4	-	-	-	-	-	-	-	-	-
EHT-1	-	-	-	-	-	-	-	-	-
EHT-2	-	-	-	-	-	-	-	-	-
Total 1.2	29,633	112	0	29,745	133	29,612	29,612	4,711,328	4,642,521


New Connection Information :

1	No. of Application pending at the end of previous month	0
2	(+) No. of Application received during the month	112
3	(-) Newly connected consumer during the month	112
4	No. of Application pending at the end of Current month	0

Certified that the above data are true, correct & based on records.


 14.10.25
 (মো: আদিল হোসেন)
 উপ-সহকারী প্রকৌশলী
 পাংশা বিদ্যুৎ সরবরাহ
 ওজোপাড়িকোলি, পাংশা, রাজবাড়ী


 14.10.25
 (মো: সাজ্জাদ আলী শিকদার)
 উপ-সহকারী প্রকৌশলী
 পাংশা বিদ্যুৎ সরবরাহ
 ওজোপাড়িকোলি, পাংশা, রাজবাড়ী


 14.10.25
 (মো: রাকিব হোসান)
 আবাসিক প্রকৌশলী (সঃ প্রঃ)
 পাংশা বিদ্যুৎ সরবরাহ
 ওজোপাড়িকোলি, পাংশা, রাজবাড়ী

3. BILLED AMOUNT.

3.1 Energy :

MOD FOR THE MONTH :- September-25

Type of consumer	Category	Current Month (Taka)							Previous Month (Taka)	
		Energy	Billing Rate	Demand Charged	Pre-Payment Meter Rent	Total	Vat	Grand Total	Total	Billing Rate
1	2	3	4	5	6	7=(3+5+6)	8	9=(7+8)	10	11
Residential	LT-A	23,664,451.00	6.74	2,012,514.00	-	25,676,965.00	1,263,675.00	26,940,640.00	25,587,991.00	6.75
Agricultural Pump	LT-B	178,235.00	6.77	51,660.00	-	229,895.00	11,488.00	241,383.00	236,456.00	6.69
Small Industry	LT-C1	1,238,111.00	11.84	154,992.00	-	1,393,103.00	69,639.00	1,462,742.00	1,414,965.00	11.87
Construction- LT	LT-C2	79,015.00	16.11	8,760.00	-	87,775.00	4,373.00	92,148.00	98,347.00	16.02
Edu, Reg & Wel. Org and Hospital	LT-D1	582,762.00	8.34	60,420.00	-	643,182.00	32,151.00	675,333.00	596,774.00	8.32
Street Lt & Water P	LT-D2	171,964.00	10.40	12,240.00	-	184,204.00	9,210.00	193,414.00	178,523.00	10.42
Battery Charging St	LT-D3		#DIV/0!		-	-	-	-	-	#DIV/0!
Commercial & Office	LT-E	6,321,069.00	12.81	694,710.00	-	7,015,779.00	350,704.00	7,366,483.00	6,846,475.00	14.19
Temporary- LT	LT-T	24,156.00	23.17	3,600.00	-	27,756.00	1,381.00	29,137.00	-	#DIV/0!
Residential- MT	MT-1		#DIV/0!		-	-	-	-	-	#DIV/0!
Com. & Office- MT	MT-2		#DIV/0!		-	-	-	-	-	#DIV/0!
Industry- MT	MT-3	973,708.00	11.13	105,480.00	-	1,079,188.00	53,959.00	1,133,147.00	1,189,039.00	10.38
Construction- MT	MT-4	-	#DIV/0!	-	-	-	-	-	-	#DIV/0!
General- MT	MT-5	51,039.00	19.94	21,600.00	-	72,639.00	3,631.00	76,270.00	89,425.00	19.82
Temporary- MT	MT-6	-	#DIV/0!	-	-	-	-	-	-	-
Battery Charging St	MT-7	-	#DIV/0!	-	-	-	-	-	-	-
Agricultural Pump	MT-8	-	#DIV/0!	-	-	-	-	-	-	-
General- HT	HT-1	-	#DIV/0!	-	-	-	-	-	-	-
Com. & Office- HT	HT-2	-	#DIV/0!	-	-	-	-	-	-	-
Industry- HT	HT-3	-	#DIV/0!	-	-	-	-	-	-	-
Construction- HT	HT-4	-	#DIV/0!	-	-	-	-	-	-	-
General- EHT1	EHT-1	-	#DIV/0!	-	-	-	-	-	-	-
General- EHT2	EHT-2	-	#DIV/0!	-	-	-	-	-	-	-
Sub Total 3.1		33,284,510	7.84	3,125,976	-	36,410,486	1,800,211	38,210,697	36,237,995	7.81

3.2 Miscellaneous Billed Amount :

Descriptions	Current Month	Previous Month
Application Fee	13,920.00	10,320.00
Disconnection Reconnection Fee	15,840.00	20,880.00
Late Payment Surcharge	256,024.00	274,606.00
Meter Testing Fee	0.00	0.00
Transformer Rent	0.00	0.00
Penalty for Unauthorised Connection (Magistrate Court)	0.00	0.00
Bank Interest	0.00	0.00
Others (Specify)	256,742.00	301,949.00
Sub Total 4.2	542,526.00	607,755.00
Grand Total Gross Bill (3.1+3.2)	36,953,012.00	36,845,750.00
3.3 Security		
Security Deposit Receipt	960.00	12,210.00
Bank Interest on Security Deposit	0.00	0.00

Certified that the above data are true, correct & based on records.

Am
14.10.25
(মো: আদিল হোসেন)
উপ-সহকারী প্রকৌশলী
পাংশা বিদ্যুৎ সরবরাহ
ওজোপাডিকোলি, পাংশা, রাজবাড়ী।

Sh
14.10.25
(মো: সাজ্জাদ আলী শিকদার)
উপ-সহকারী প্রকৌশলী
পাংশা বিদ্যুৎ সরবরাহ
ওজোপাডিকোলি, পাংশা, রাজবাড়ী।

Pr
14.10.25
(মো: রাফিক হাসান)
আবাসিক প্রকৌশলী (সঃ প্রঃ)
পাংশা বিদ্যুৎ সরবরাহ
ওজোপাডিকোলি, পাংশা, রাজবাড়ী।

4. COLLECTED AMOUNT:

MOD FOR THE MONTH :- September-25

4.1 Energy :

Type of consumer	Category	Current Month (Taka)					Previous Month (Taka)	
		Energy	Demand Charged	Pre-Payment Meter Rent	Total	Vat	Grand Total	Total Collection
1	2	3	4	5	6=(3+4+5)	7	8=(6+7)	9
Residential	LT-A	22,709,452.75	1,626,200.00	-	24,335,652.75	1,222,316.82	25,557,969.57	25,018,087.73
Agricultural Pump	LT-B	156,997.79	33,390.00	-	190,387.79	9,519.39	199,907.18	229,347.58
Small Industry	LT-C1	1,206,581.54	127,632.00	-	1,334,213.54	66,710.68	1,400,924.22	938,802.21
Construction- LT	LT-C2	65,683.63	8,480.00	-	74,163.63	3,708.18	77,871.81	87,855.34
Edu, Reg & Wel. Org and Hos.	LT-D1	633,220.55	45,500.00	-	678,720.55	33,936.03	712,656.58	435,656.91
Street Lt & Water P	LT-D2	537,732.00	23,040.00	-	560,772.00	28,038.60	588,810.60	807,031.00
Battery Charging St	LT-D3			-				
Commercial & Office	LT-E	5,998,381.65	552,030.00	-	6,550,411.65	327,520.58	6,877,932.23	6,432,085.83
Temporary- LT	LT-T	53,724.76	6,600.00	-	60,324.76	3,016.24	63,341.00	-
Residential- MT	MT-1			-				
Com. & Office- MT	MT-2			-				
Industry- MT	MT-3	1,141,879.00	47,160.00	-	1,189,039.00	59,451.95	1,248,490.95	1,102,356.00
Construction- MT	MT-4			-				
General- MT	MT-5			-				
Temporary- MT	MT-6			-				
Battery Charging St	MT-7			-				
Agricultural Pump	MT-8			-				
General- HT	HT-1			-				
Com. & Office- HT	HT-2			-				
Industry- HT	HT-3			-				
Construction- HT	HT-4			-				
General- EHT1	EHT-1			-				
General- EHT2	EHT-2			-				
Sub Total 4.1		32,503,653.67	2,470,032.00	-	34,973,685.67	1,754,218.47	36,727,904.14	35,051,222.60

4.2 Miscellaneous Collected Amount :

Descriptions	Current Month	Previous Month
Application Fee	13,920.00	10,320.00
Disconnection Reconnection Fee	15,840.00	20,880.00
Late Payment Surcharge	256,024.00	274,606.00
Meter Testing Fee	0.00	0.00
Transformer Rent	0.00	0.00
Penalty for Unauthorised Connection (Magistrate Court)	0.00	0.00
Bank Interest	256,742.00	301,949.00
Others (Specify)	542,526.00	607,755.00
Sub Total 4.2	35,516,211.67	35,658,977.60
Grand Total Gross Collection (4.1+4.2)		
4.3 Security		12,210.00
Security Deposit Receipt	960.00	0.00
Bank Interest on Security Deposit	0.00	0.00

Certified that the above data are true, correct & based on records.

লেজার ফ্রেজিট পোস্টিং MOD এর সাথে সঠিক আছে।

Atc
14.10.25(মো: আদিল হোসেন)
উপ-সহকারী প্রকৌশলী
পাংশা বিদ্যুৎ সরবরাহ
ওজোপাডিকোলি, পাংশা, রাজবাড়ী।

14.10.25

(মো: সাজ্জাদ আলী শিকদার)
উপ-সহকারী প্রকৌশলী
পাংশা বিদ্যুৎ সরবরাহ
ওজোপাডিকোলি, পাংশা, রাজবাড়ী।

14.10.25

(মো: রাকিব হাসান)
আবাসিক প্রকৌশলী (সঃ প্রঃ)
পাংশা বিদ্যুৎ সরবরাহ
ওজোপাডিকোলি, পাংশা, রাজবাড়ী(মো: জাহিদ মিল্লা)
ব্যবস্থাপক হিসাব
আঞ্চলিক হিসাব দপ্তর
ওজোপাডিকোলি, ফরিদপুর।


MOD FOR THE MONTH :- September-25

Type of consumer	Cate-gory	Amount Receivable at the end of previous month	Amount billed for the month (current month)	Amount collected in the month (current month)	Amount Receivable at the end of current month	Equiva-lemt month
01	02	03	04	05	06 (3+4-5)	07 (6/4)
Residential	LT-A	22563104.19	25,676,965.00	24,335,652.75	23,904,416.44	0.93
Agricultural Pump	LT-B	413144.51	229,895.00	190,387.79	452,651.72	1.97
Small Industry	LT-C1	594439.85	1,393,103.00	1,334,213.54	653,329.31	1.01
Construction- LT	LT-C2	58743.10	87,775.00	74,163.63	72,354.47	0.82
Edu, Relig & Wel: Org and Hosp:	LT-D1	655614.59	643,182.00	678,720.55	620,076.04	0.96
Street Lt & Water P	LT-D2	2111663.71	184,204.00	560,772.00	1,735,095.71	9.42
Battery Charging St	LT-D3	-	-	-	-	-
Commercial & Office	LT-E	2317696.50	7,015,779.00	6,550,411.65	2,783,063.85	1.12
Temporary- LT	LT-T	37,889.00	27,756.00	60,324.76	5,320.24	1.04
Residential- MT	MT-1	-	-	-	-	-
Commercial & Office- MT	MT-2	-	-	-	-	-
Industry- MT	MT-3	1384083.34	1,079,188.00	1,189,039.00	1,274,232.34	1.18
Construction- MT	MT-4	-	-	-	-	-
General- MT	MT-5	1,018,125.00	72,639.00	-	1,090,764.00	15.02
Temporary- MT	MT-6	-	-	-	-	-
Battery Charging St	MT-7	-	-	-	-	-
Agricultural Pump	MT-8	-	-	-	-	-
General- HT	HT-1	-	-	-	-	-
Commercial & Office- HT	HT-2	-	-	-	-	-
Industry- HT	HT-3	-	-	-	-	-
Construction- HT	HT-4	-	-	-	-	-
General- EHT1	EHT-1	-	-	-	-	-
General- EHT2	EHT-2	-	-	-	-	-
Total		31,154,503.79	36,410,486.00	34,973,685.67	32,591,304.12	0.90

Type of consumer	Amount Receivable at the end of previous month	Amount billed for the month (current month)	Amount collected in the month (current month)	Amount Receivable at the end of current month	Equiva-lemt month
01	02	03	04	05 (2+3-4)	06 (5/3)
Autonomous	3,098,455.00	281,775.00	546,183.00	2,834,047.00	10.06
Govt Sctor	1,098,659.30	329,982.00	364,715.00	1,063,926.30	3.22
Private Sector	26,957,389.49	35,798,729.00	34,062,787.67	28,693,330.82	0.89
Total	31,154,503.79	36,410,486.00	34,973,685.67	32,591,304.12	0.90

AK
14.10.25

(মো: আদিল হোসেন)
উপ-সহকারী প্রকৌশলী
পাংশা বিদ্যুৎ সরবরাহ
ওজোপাডিকোলি: পাংশা, রাজবাড়ী


14.10.25

(মো: সাজ্জাদ আলী শিকদার)
উপ-সহকারী প্রকৌশলী
পাংশা বিদ্যুৎ সরবরাহ
ওজোপাডিকোলি: পাংশা, রাজবাড়ী


14.10.25

(মো: রাকিব হাসান)
আবাসিক প্রকৌশলী (সঃ প্রঃ)
পাংশা বিদ্যুৎ সরবরাহ
ওজোপাডিকোলি: পাংশা, রাজবাড়ী