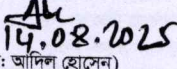
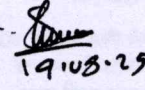



Sl.	Item	MOD FOR THE MONTH :-	
		Courrent Month	July-25 Previous Month
1	No. of Consumers	29,547	29,476
2	No. of Active Consumers	29,414	29,343
3	No. of Consumers Billed	29,414	29,343
4	Percentages of Consumers Billed	100.00%	100.00%
5	Net Energy Imported (Kwh)	5,034,218	5,197,020
6	Net Energy Generated (Kwh)	0	0
7	Total Import (5+6)	5,034,218	5,197,020
8	Total Energy Sold To Consumer (Kwh)	4,463,090	4,586,372
9	Energy Lost (7-8) (Kwh)	571,128	610,648
10	Overall System Loss (7/5X100) %	11.34%	11.75%
11	33KV Sold Unit	0.00	0
12	11KV Sold Unit	108,789	116106
13	System Loss Without 33KV	11.34%	11.75%
14	System Loss Without 33KV & 11KV	11.60%	12.02%
15	Net Billed Amount (Tk)	34987627.00	36159107.00
16	Total Gross Billed Amount (Tk)	35375831.00	36781894.15
17	Net Collected Amount (Tk)	33872449.31	38873279.04
18	Total Gross Collected Amount (Tk)	34260653.31	39496066.19
19	Miscellaneous Collected Amount	388204.00	622787.15
20	C/I Ratio	85.86%	94.76%
21	C/B Ratio	96.85%	107.38%
22	Billing Rate	7.84	7.88
23	A/C Receivable MTK	29967731.39	28852553.70
24	Equivalent Month	0.86	0.80

* এই ছকটি কোনক্রমে পরিবর্তন করা যাবেনা। Billing Software এর তথ্যের ভিত্তিতে ফর্মটি পূরণ করতে হবে।

Certified that the above data are true, correct & based on records.



14.08.2025
(মো: আদিল হোসেন)
উপ-সহকারী প্রকৌশলী
পাংশা বিদ্যুৎ সরবরাহ
ওজোপাডিকোলি, পাংশা, রাজবাড়ী



14.08.25
(মো: সাজ্জাদ আলী শিকদার)
উপ-সহকারী প্রকৌশলী
পাংশা বিদ্যুৎ সরবরাহ
ওজোপাডিকোলি, পাংশা, রাজবাড়ী



14.08.25
(মো: রাকিব হাসান)
আবাসিক প্রকৌশলী (সঃ গঃ)
পাংশা বিদ্যুৎ সরবরাহ
ওজোপাডিকোলি, পাংশা, রাজবাড়ী

Sl.	Item	Current Month	Previous Month
1	No. of Consumers	29,547	29,476
2	No. of Active Consumers	29,414	29,343
3	No. of Consumers Billed	29,414	29,343
4	Percentages of Consumers Billed	100.00%	100.00%
5	Net Energy Imported (Kwh)	5,034,218	5,197,020
6	Net Energy Generated (Kwh)	0	0
7	Total Import (5+6)	5,034,218	5,197,020
8	Total Energy Sold To Consumer (Kwh)	4,463,090	4,586,372
9	Energy Lost (7-8) (Kwh)	571,128	610,648
10	System Loss (7/5X100) %	11.34%	11.75%
11	Net Billed Amount (Tk)	34987627.00	36159107.00
12	Total Gross Billed Amount (Tk)	35375831.00	36781894.15
13	Net Collected Amount (Tk)	33872449.31	38873279.04
14	Total Gross Collected Amount (Tk)	34260653.31	39496066.19
15	Miscellaneous Collected Amount	388204.00	622787.15
16	C/I Ratio $\{(14 \times 8) / (12 \times 7)\} \times 100 \%$	85.86%	94.76%
17	C/B Ratio $\{14 / 12\} \times 100 \%$	96.85%	107.38%
18	Billing Rate	7.84	7.88
19	A/C Receivable M Tk	29967731.39	28852553.70
20	Equivalent Month	0.86	0.80

Certified that the above data are true, correct & based on records.


 14.08.25
 (মো: আদিল হোসেন)
 উপ-সহকারী প্রকৌশলী
 পাংশা বিদ্যুৎ সরবরাহ
 ওজোপাড়িকোলি, পাংশা, রাজবাড়ী


 14.08.25
 (মো: সাজ্জাদ আলী শিকদার)
 উপ-সহকারী প্রকৌশলী
 পাংশা বিদ্যুৎ সরবরাহ
 ওজোপাড়িকোলি, পাংশা, রাজবাড়ী


 14.08.25
 (মো: রাকিব হোসেন)
 আবাসিক প্রকৌশলী (সঃ প্রঃ)
 পাংশা বিদ্যুৎ সরবরাহ
 ওজোপাড়িকোলি, পাংশা, রাজবাড়ী

CONSUMER BILLED & ENERGY SOLD :

Category	Previous month end Total consumer number	Newly connected consumer number	Permanently disconncted consumer number	Total number of consumer	Disconnected seasonal consumer number	Active consumer number	Number of consumer billed	Energy Sold in Kwh	
								Courrent month	Previoue month
01	02	03	04	05 (2+3-4)	06	07 (5-6)	08	09	10
LT-A	24,563	56	-	24,619	14	24,605	24,605	3,615,922	3,691,734
LT-B	404	-	-	404	25	379	379	31,025	32,950
LT-C1	288	-	-	288	-	288	288	118,747	164,338
LT-C2	21	-	-	21	1	20	20	3,661	1,708
LT-D1	395	-	-	395	-	395	395	72,250	68,345
LT-D2	18	-	-	18	3	15	15	11,470	14,600
LT-D3	-	-	-	-	-	-	-	-	-
LT-E	3,781	15	-	3,796	90	3,706	3,706	499,760	493,131
LT-T	1	-	-	1	-	1	1	1,466	3,460
MT-1	-	-	-	-	-	-	-	-	-
MT-2	-	-	-	-	-	-	-	-	-
MT-3	3	-	-	3	-	3	3	105,960	113,340
MT-4	-	-	-	-	-	-	-	-	-
MT-5	2	-	-	2	-	2	2	2,829	2,766
MT-6	-	-	-	-	-	-	-	-	-
MT-7	-	-	-	-	-	-	-	-	-
MT-8	-	-	-	-	-	-	-	-	-
HT-1	-	-	-	-	-	-	-	-	-
HT-2	-	-	-	-	-	-	-	-	-
HT-3	-	-	-	-	-	-	-	-	-
HT-4	-	-	-	-	-	-	-	-	-
EHT-1	-	-	-	-	-	-	-	-	-
EHT-2	-	-	-	-	-	-	-	-	-
Total 1.2	29,476	71	0	29,547	133	29,414	29,414	4,463,090	4,586,372

New Connection Information :

1	No. of Application pending at the end of previous month	0
2	(+) No. of Application received during the month	71
3	(-) Newly connected consumer during the month	71
4	No. of Application pending at the end of Current month	0

Certified that the above data are true, correct & based on records.

Al
14.08.2025
(মো: আদিল হোসেন)
উপ-সহকারী প্রকৌশলী
পাংশা বিদ্যুৎ সরবরাহ
ওজোপাডিকোলি, পাংশা, রাজবাড়ী

S
14.08.25
(মো: সাজ্জাদ আলী শিকদার)
উপ-সহকারী প্রকৌশলী
পাংশা বিদ্যুৎ সরবরাহ
ওজোপাডিকোলি, পাংশা, রাজবাড়ী

R
14.08.25
(মো: রাকিব হাসান)
আবাসিক প্রকৌশলী (সংঃ পঃ)
পাংশা বিদ্যুৎ সরবরাহ
ওজোপাডিকোলি, পাংশা, রাজবাড়ী

BILLED AMOUNT.

MOD FOR THE MONTH :- July-25

3.1 Energy :


Type of consumer	Category	Current Month (Taka)							Previous Month (Taka)	
		Energy	Billing Rate	Demand Charged	Pre-Payment Meter Rent	Total	Vat	Grand Total	Total	Billing Rate
1	2	3	4	5	6	7=(3+5+6)	8	9=(7+8)	10	11
Residential	LT-A	22,666,292.00	6.81	1,946,196.00	-	24,614,488.00	1,230,543.00	25,845,031.00	24,755,413.00	
Agricultural Pump	LT-B	162,898.00	6.85	49,518.00	-	212,416.00	10,619.00	223,035.00	219,914.00	
Small Industry	LT-C1	1,248,215.00	11.81	154,560.00	-	1,402,775.00	70,136.00	1,472,911.00	1,889,268.00	
Construction- LT	LT-C2	51,681.00	17.36	11,880.00	-	63,561.00	3,168.00	66,729.00	24,846.00	
Edu, Reg & Wel. Org and Hospital	LT-D1	546,870.00	8.33	54,840.00	-	601,710.00	30,083.00	631,793.00	671,758.00	
Street Lt & Water P	LT-D2	111,374.00	10.89	13,590.00	-	124,964.00	6,249.00	131,213.00	155,965.00	
Battery Charging St	LT-D3		#DIV/0!		-					
Commercial & Office	LT-E	6,084,353.00	13.55	685,980.00	-	6,770,333.00	338,448.00	7,108,779.00	7,089,447.00	
Temporary- LT	LT-T	29,569.00	22.22	3,000.00	-	32,569.00	1,628.00	34,197.00	72,788.00	
Residential- MT	MT-1		#DIV/0!		-					
Com. & Office- MT	MT-2		#DIV/0!		-					
Industry- MT	MT-3	1,053,036.00	10.40	49,320.00	-	1,102,356.00	55,117.00	1,157,473.00	1,222,024.00	
Construction- MT	MT-4		#DIV/0!		-					
General- MT	MT-5	40,855.00	22.08	21,600.00	-	62,455.00	3,122.00	65,577.00	57,684.00	
Temporary- MT	MT-6		#DIV/0!		-					
Battery Charging St	MT-7		#DIV/0!		-					
Agricultural Pump	MT-8		#DIV/0!		-					
General- HT	HT-1		#DIV/0!		-					
Com. & Office- HT	HT-2		#DIV/0!		-					
Industry- HT	HT-3		#DIV/0!		-					
Construction- HT	HT-4		#DIV/0!		-					
General- EHT1	EHT-1		#DIV/0!		-					
General- EHT2	EHT-2		#DIV/0!		-					
Sub Total 3.1		31,997,143	7.84	2,990,484	-	34,987,627	1,749,111	36,736,738	36,159,107	7.88


3.2 Miscellaneous Billed Amount :

Descriptions	Current Month	Previous Month
Application Fee	9,000.00	6,360.00
Disconnection Reconnection Fee	20,880.00	89,620.00
Late Payment Surcharge	174,538.00	391,615.00
Meter Testing Fee	0.00	0.00
Transformer Rent	0.00	0.00
Penalty for Unauthorised Connection (Magistrate Court)	0.00	9,223.15
Bank Interest	183,786.00	125,969.00
Others (Specify)	388,204.00	622,787.15
Sub Total 4.2	35,375,831.00	36,781,894.15
Grand Total Gross Bill (3.1+3.2)	35,375,831.00	36,781,894.15
3.3 Security		
Security Deposit Receipt	4,800.00	4,000.00
Bank interest on Security Deposit	0.00	0.00

Certified that the above data are true, correct & based on records.

Atc
14.08.2025
(মো: আদিল হোসেন)
উপ-সহকারী প্রকৌশলী
পাংশা বিদ্যুৎ সরবরাহ
ওজোপাডিকোলি, পাংশা, রাজবাড়ী।


14.08.25
(মো: সাজ্জাদ আলী শিকদার)
উপ-সহকারী প্রকৌশলী
পাংশা বিদ্যুৎ সরবরাহ
ওজোপাডিকোলি, পাংশা, রাজবাড়ী।


14.08.25
(মো: রাকিব হাসান)
আবাসিক প্রকৌশলী (সঃ প্রঃ)
পাংশা বিদ্যুৎ সরবরাহ
ওজোপাডিকোলি, পাংশা, রাজবাড়ী।

COLLECTED AMOUNT:

MOD FOR THE MONTH :- July-25

Type of consumer	Category	Current Month (Taka)						Previous Month (Taka)
		Energy	Demand Charged	Pre-Payment Meter Rent	Total	Vat	Grand Total	Total Collection
1	2	3	4	5	6=(3+4+5)	7	8=(6+7)	9
Residential	LT-A	22,353,180.72	1,658,342.00	-	24,011,522.72	1,207,286.51	25,218,809.23	24,024,283.73
Agricultural Pump	LT-B	165,772.57	22,974.00	-	188,746.57	9,437.33	198,183.90	771,208.51
Small Industry	LT-C1	1,375,908.38	122,208.00	-	1,498,116.38	74,905.82	1,573,022.20	3,257,962.00
Construction- LT	LT-C2	38,741.01	11,400.00	-	50,141.01	2,507.05	52,648.06	56,091.82
Edu, Reg & Wel. Org and Hos.	LT-D1	417,022.44	40,440.00	-	457,462.44	22,873.12	480,335.56	681,230.99
Street Lt & Water P	LT-D2	5,826.00	720.00	-	6,546.00	327.30	6,873.30	751,592.00
Battery Charging St	LT-D3			-				
Commercial & Office	LT-E	5,881,090.19	556,800.00	-	6,437,890.19	321,894.51	6,759,784.70	7,912,122.99
Temporary- LT	LT-T			-				72,788.00
Residential- MT	MT-1			-				
Com. & Office- MT	MT-2			-				
Industry- MT	MT-3	1,170,544.00	51,480.00	-	1,222,024.00	61,101.20	1,283,125.20	1,345,999.00
Construction- MT	MT-4			-				
General- MT	MT-5			-				
Temporary- MT	MT-6			-				
Battery Charging St	MT-7			-				
Agricultural Pump	MT-8			-				
General- HT	HT-1			-				
Com. & Office- HT	HT-2			-				
Industry- HT	HT-3			-				
Construction- HT	HT-4			-				
General- EHT1	EHT-1			-				
General- EHT2	EHT-2			-				
Sub Total 4.1		31,408,085.31	2,464,364.00	-	33,872,449.31	1,700,332.84	35,572,782.15	38,873,279.04

4.2 Miscellaneous Collected Amount :

Descriptions	Current Month	Previous Month
Application Fee	9,000.00	6,360.00
Disconnection Reconnection Fee	20,880.00	89,620.00
Late Payment Surcharge	174,538.00	391,615.00
Meter Testing Fee	0.00	0.00
Transformer Rent	0.00	0.00
Penalty for Unauthorised Connection (Magistrate Court)	0.00	9,223.15
Bank Interest	183,786.00	125,969.00
Others (Specify)	388,204.00	622,787.15
Sub Total 4.2	34,260,653.31	39,496,066.19
Grand Total Gross Collection (4.1+4.2)		
4.3 Security		
Security Deposit Receipt	4,800.00	4,000.00
Bank Interest on Security Deposit	0.00	0.00

Certified that the above data are true, correct & based on records.

লেজার ক্রেডিট পোস্টিং MOD এর সাথে সঠিক আছে।

At
14.08.25

(মো: আদিল হোসেন)
উপ-সহকারী প্রকৌশলী
পাংশা বিদ্যুৎ সরবরাহ
ওজোপাডিকোলি, পাংশা, রাজবাড়ী।

14.08.25

(মো: সাজ্জাদ আলী শিকদার)
উপ-সহকারী প্রকৌশলী
পাংশা বিদ্যুৎ সরবরাহ
ওজোপাডিকোলি, পাংশা, রাজবাড়ী।

14.08.25

(মো: রাফিক হাসান)
আবাসিক প্রকৌশলী (সঃ পঃ)
পাংশা বিদ্যুৎ সরবরাহ
ওজোপাডিকোলি, পাংশা, রাজবাড়ী


(মো: জাহিদ মিয়া)
ব্যবস্থাপক হিসাব
আঞ্চলিক হিসাব দপ্তর
ওজোপাডিকোলি, ফরিদপুর।


MOD FOR THE MONTH :- July-25

Type of consumer	Cate-gory	Amount Receivable at the end of previous month	Amount billed for the month (current month)	Amount collected in the month (current month)	Amount Receivable at the end of current month	Equiva-lent month
01	02	03	04	05	06 (3+4-5)	07 (6/4)
Residential	LT-A	21390235.64	24,614,488.00	24,011,522.72	21,993,200.92	0.89
Agricultural Pump	LT-B	382366.66	212,416.00	188,746.57	406,036.09	1.91
Small Industry	LT-C1	-136381.56	1,402,775.00	1,498,116.38	(231,722.94)	(0.17)
Construction- LT	LT-C2	34831.45	63,561.00	50,141.01	48,251.44	0.76
Edu, Relig & Wel: Org and Hosp:	LT-D1	550249.94	601,710.00	457,462.44	694,497.50	1.15
Street Lt & Water P	LT-D2	2621753.71	124,964.00	6,546.00	2,740,171.71	21.93
Battery Charging St	LT-D3	-	-	-	-	-
Commercial & Office	LT-E	1720864.52	6,770,333.00	6,437,890.19	2,053,307.33	0.30
Temporary- LT	LT-T	5,320.00	32,569.00	-	37,889.00	1.16
Residential- MT	MT-1	-	-	-	-	-
Commercial & Office- MT	MT-2	-	-	-	-	-
Industry- MT	MT-3	1417068.34	1,102,356.00	1,222,024.00	1,297,400.34	1.18
Construction- MT	MT-4	-	-	-	-	-
General- MT	MT-5	866,245.00	62,455.00	-	928,700.00	14.87
Temporary- MT	MT-6	-	-	-	-	-
Battery Charging St	MT-7	-	-	-	-	-
Agricultural Pump	MT-8	-	-	-	-	-
General- HT	HT-1	-	-	-	-	-
Commercial & Office- HT	HT-2	-	-	-	-	-
Industry- HT	HT-3	-	-	-	-	-
Construction- HT	HT-4	-	-	-	-	-
General- EHT1	EHT-1	-	-	-	-	-
General- EHT2	EHT-2	-	-	-	-	-
Total		28,852,553.70	34,987,627.00	33,872,449.31	29,967,731.39	0.86

Type of consumer	Amount Receivable at the end of previous month	Amount billed for the month (current month)	Amount collected in the month (current month)	Amount Receivable at the end of current month	Equiva-lent month
01	02	03	04	05 (2+3-4)	06 (5/3)
Autonomous	2,896,000.00	259,106.00	84,129.00	3,070,977.00	11.85
Govt Sctor	1,035,590.30	309,794.00	392,000.00	953,384.30	3.08
Private Sector	24,920,963.40	34,418,727.00	33,396,320.31	25,943,370.09	0.75
Total	28,852,553.70	34,987,627.00	33,872,449.31	29,967,731.39	0.86

AL
14.08.25
(মো: আদিশ হোসেন)
উপ-সহকারী প্রকৌশলী
পাংশা বিদ্যুৎ সরবরাহ
ওজোপাড়িকোলি: পাংশা, রাজবাড়ী


14.08.25
(মো: সাজ্জাদ আলী শিকদার)
উপ-সহকারী প্রকৌশলী
পাংশা বিদ্যুৎ সরবরাহ
ওজোপাড়িকোলি: পাংশা, রাজবাড়ী


14.08.25
(মো: রাকিব হাসান)
আবাসিক প্রকৌশলী (সঃ প্রঃ)
পাংশা বিদ্যুৎ সরবরাহ
ওজোপাড়িকোলি: পাংশা, রাজবাড়ী