

Student`s Feedback and Review of Lectures

Presented by
Prof. Dr. Sheikh Md Rezaul Karim
Principal
Govt. Teachers` Training College, Khulna

Learning Outcomes of this Session:

The trainees will be able to-

- To define what is feedback
- To mention how many types of feedback
- To describe the characteristics of good feedback
- To analyze the organizational & flowchart feedback
- To explain Feedback Sandwich Technique
- To review of lecture

What is Feedback?

Definition:

A two-way process in which specific information is exchanged about the comparison between students' observed performance and a standard, given with the intention of encourage students improve their performance.

What is Feedback?

Definition:

Feedback is information:

- for the learner and teacher about the learner`s performance.
- about performance relative to learning goals.
- based on evidence of learning.
- from the teacher, the students or peers.

Characteristics of Feedback:

- always be positive
- make the feedback specific
- make it timely
- give independence
- be prompt
- be descriptive
- build team morale
- explain impact
- praise everyone
- in an appropriate setting
- it develops self assessment
- it encourage dialogue
- it encourages self belief

Types of Feedback

- Formal Feedback
- Informal Feedback
- Evaluative Feedback:
 - a) Formative Test
 - b) Summative Test
- Positive Feedback
- Negative Feedback
- Non-verbal Feedback
- Verbal Feedback
- Quantitative Feedback
- Qualitative Feedback
- Oral & Written Feedback

Student Feedback Form (Sample)

I enjoyed the last few weeks	I loved it	I liked it	It was ok	Not really	I hated it
I understood the material	All of it	Most of it	Half of it	Only a little	Not at all
The level of difficulty was	Too hard for me	A bit hard	Just right	A bit too easy	Way way too easy
Do you have any comments					

OBSERVATION & FEEDBACK

1. Intimate the teachers that observation will be made any day during school hours.
2. Make the teachers understand and make them agreeing a purpose
3. Follow different methods that would help you to give positive feedback.
4. It helps the teachers to take things in a positive way

OBSERVATION & FEEDBACK

4. Give feedback both written and orally
5. Never use personal grievance when feedback is given
6. Make the teacher to work in workable atmosphere
7. Never criticize them in the presence of the staff or students



Let us now see the Classroom
Observation Sheet

Education Institute Observation Checklist

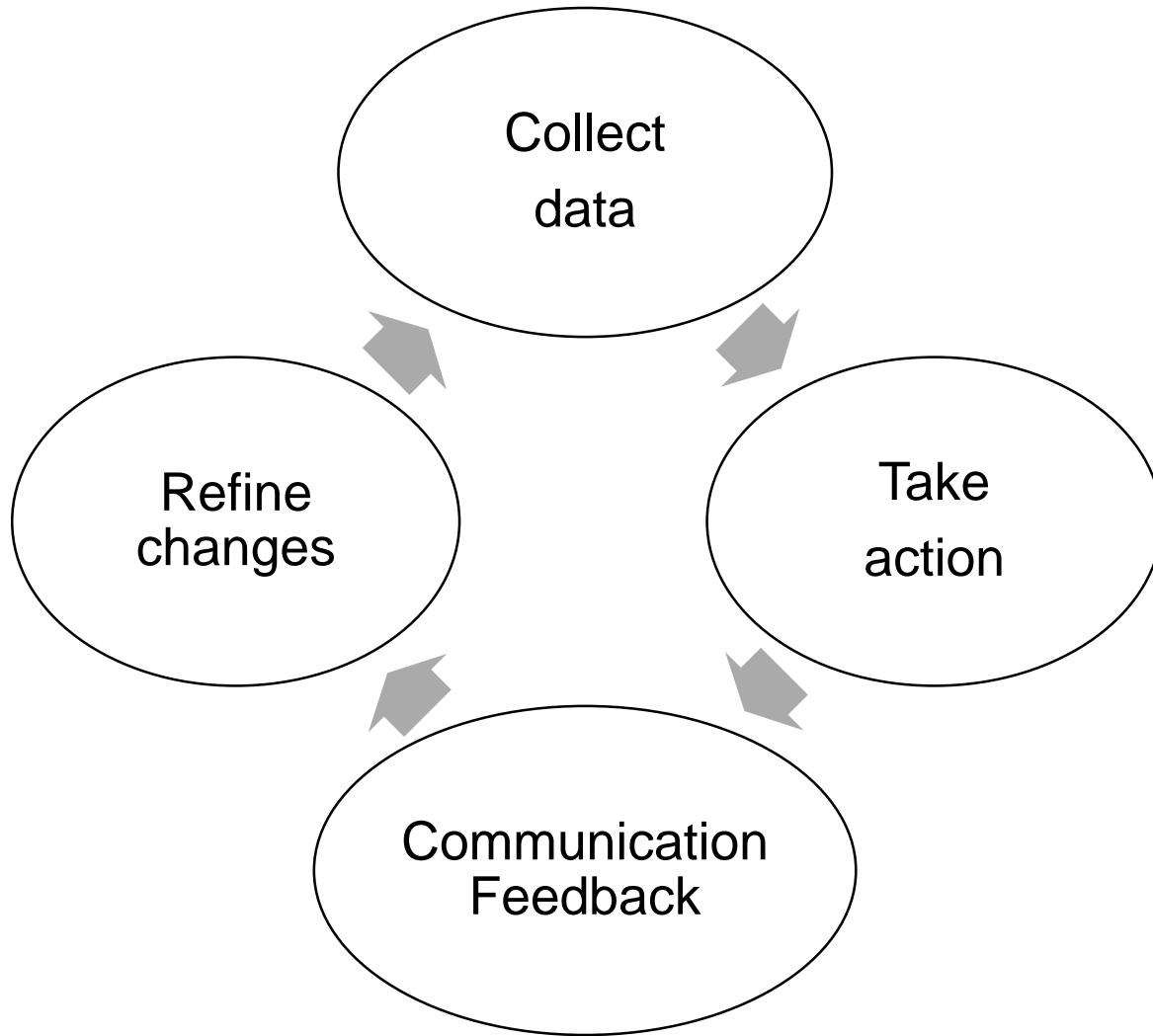



Fig: Organizational Feedback

Sender

Message

Receiver

Feedback




Input

Process

Output



Feedback



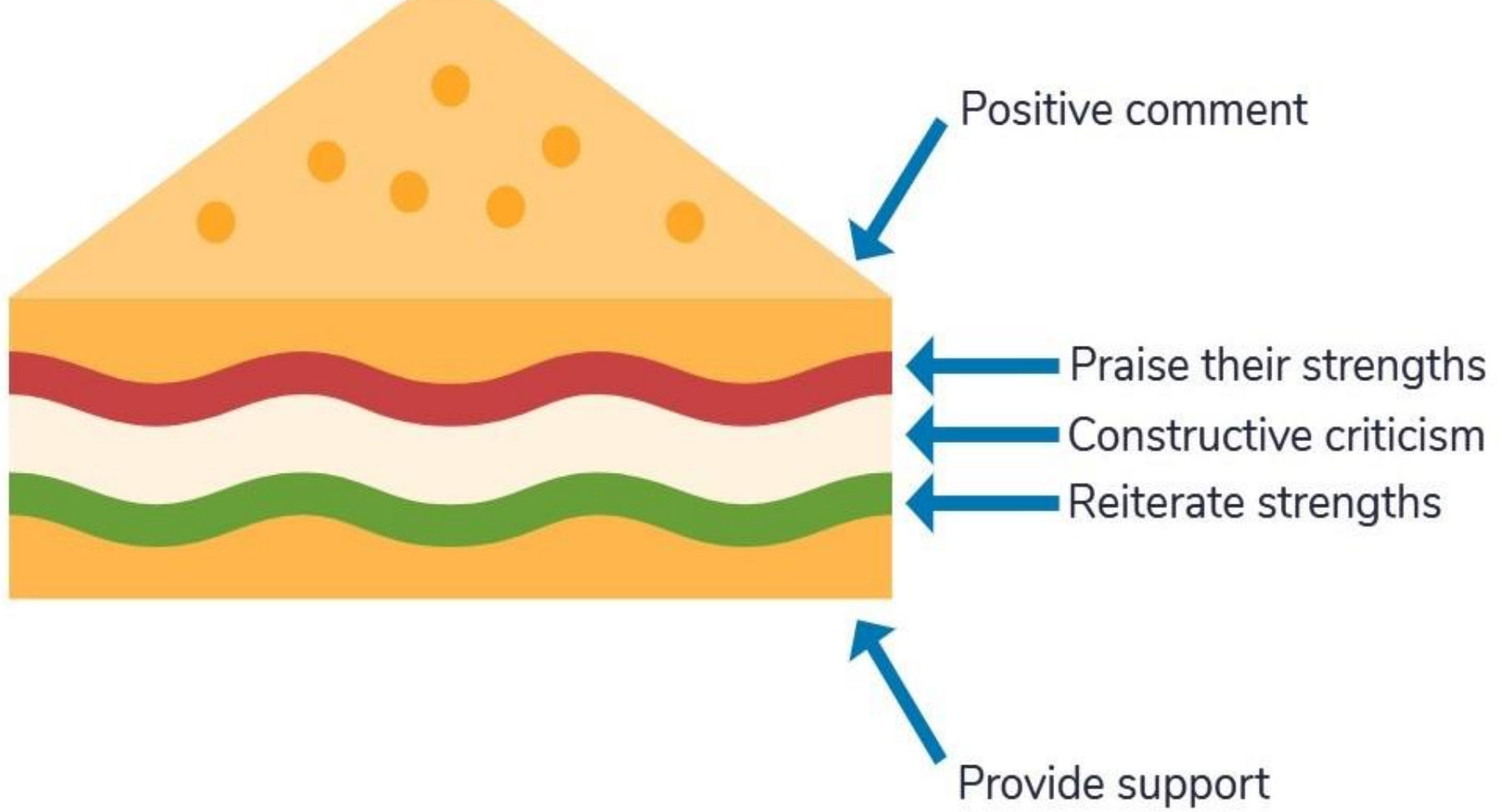


Fig: Feedback Sandwich Technique



Praise

Criticism

Praise

Review of Lecture

- after class or session to analyze the teacher preparation
- lesson plan reflects the teacher preparation
- a clear and explicit presentation of aims and the procedure by which he/she is achieved
- preparing a checklist: what and where to teach
- time line for each stage (3p`s)
- a record for future reference and re-use
- aids, anticipated problem, concept, procedure

Thanks all