




Shahjalal Fertilizer Company Limited (SFCL)			
Statement of Financial Position			
As at 30 June 2021			
Particulars	Notes	Amount in Taka	
		30-06-2021	30-06-2020
<b>Assets:</b>			
<b>A. Non-current Assets:</b>			
		43,265,468,252	43,416,627,309
Property Plant & Equipment	4.00	37,528,663,679	38,852,319,158
Intangible Assets	5.00	-	719,361,329
Investment in FDR	6.00	5,694,151,823	3,844,946,822
House Building Loan	7.00	42,652,750	-
<b>B. Current Assets:</b>			
		6,708,797,444	8,070,220,968
Stocks & Stores	8.00	3,874,668,345	4,172,338,215
Current Account with Enterprises (Fertilizer)	9.00	158,620,850	322,896,365
Other Receivable		-	3,700
Current Account with Enterprises (SFP-ADP)	10.00	2,134,107,265	2,950,864,054
Current Account with Enterprises	11.00	23,526,028	6,120,373
Advance, Deposits & Prepayments	12.00	106,638,280	77,454,679
Advance Income Tax	13.00	87,573,802	72,367,405
Cash & Cash Equivalents	14.00	323,662,873	468,176,177
<b>Total Assets (A+B)</b>		<b>49,974,265,696</b>	<b>51,486,848,277</b>
<b>Equity &amp; Liabilities:</b>			
<b>C. Equity:</b>			
		8,430,853,933	10,749,301,262
Issued, Subscribed & Paid-up Capital	15.00	10,000	10,000
Govt. Equity & Contribution	16.00	21,350,756,400	21,335,756,400
Retained Earnings	17.00	(12,919,912,467)	(10,586,465,138)
<b>D. Liabilities:</b>			
<b>i. Non-current Liabilities:</b>			
		39,974,524,899	39,071,181,927
Foreign Currency Loan/ Credit	18.00	25,474,206,338	25,974,206,338
Government Loan (ADP)	19.00	4,576,924,600	4,544,334,600
Interest on Foreign/ Govt. Loan	20.00	9,923,393,961	8,552,640,989
<b>ii. Current Liabilities:</b>			
		1,568,886,864	1,666,365,088
Current Account with Enterprises	21.00	486,522,404	580,214,089
Creditors for Expenses	22.00	362,162,982	541,458,503
Creditors for Other Finance	23.00	283,961,913	131,564,924
Creditors for Goods Supplied	24.00	2,187,219	7,491,800
BCIC Current Account	25.00	391,856,989	373,268,367
Provision for Income Tax	26.00	42,195,357	32,367,405
<b>Total Liabilities (i+ii):</b>		<b>41,543,411,763</b>	<b>40,737,547,015</b>
<b>Total Equity &amp; Liabilities (C+D):</b>		<b>49,974,265,696</b>	<b>51,486,848,277</b>

The accompanying notes form an integral part of these financial statements.


  
Company Secretary

Signed in terms of the report of even date annexed.  
অতিরিক্ত প্রধান হিসাবরক্ষক  
বঙ্গদেশ ফার্টাইলাইজার কোম্পানী লিমিটেড

Dated, Dhaka, 21 November 2021

  
Managing Director  
(মোঃ তোহা খান ফারুক)  
বরহাঙ্গা পরিচালক (চলতি দায়িত্ব)  
শাহজালাল ফার্টাইলাইজার কোম্পানী লিমিটেড  
বরহাঙ্গা, সিলেট  
(Toha Khan Zaman & Co.)  
Chartered Accountants  
(DVC: 2201050264AS797700)



  
Director  
(Habib Sarwar Bhuiyan & Co.)  
Chartered Accountants





<b>Shahjalal Fertilizer Company Limited (SFCL)</b>			
<b>Statement of Profit or Loss &amp; Other Comprehensive Income</b>			
For the year ended 30 June 2021			
Particulars	Notes	Amount in Taka	
		30-06-2021	30-06-2020
Turnover (Sales)	27.00	6,743,122,674	4,660,929,874
Less: Cost of Goods Sold	28.00	5,781,116,472	4,151,460,831
<b>Gross Profit</b>		<b>962,006,202</b>	<b>509,469,043</b>
<b>Less: Operating Expenses:</b>			
Salary and Allowances (Adm.)		108,347,634	95,863,923
Salary and Allowances (Sales)		32,159,762	40,446,283
General and Administrative Overhead	29.00	1,095,867,242	1,306,492,302
Audit Fees		150,000	480,000
Head Office Management Expenses (Levy)		185,097,000	216,223,000
Selling & Distribution Overhead	30.00	746,419,031	590,748,069
		<b>2,168,040,669</b>	<b>2,250,253,577</b>
<b>Profit/(Loss) from Operation</b>		<b>(1,206,034,467)</b>	<b>(1,740,784,534)</b>
Add: Non-operating Income	31.00	289,436,811	331,246,362
<b>Profit/ (Loss) before Financial Expenses</b>		<b>(916,597,656)</b>	<b>(1,409,538,172)</b>
Less: Financial Expenses	32.00	1,374,654,317	1,398,796,234
<b>Net Profit/ (Loss) before Tax</b>		<b>(2,291,251,973)</b>	<b>(2,808,334,406)</b>
Less: Provision for Income Tax	26.00	42,195,357	32,367,405
<b>Net Profit/ (Loss) after Tax</b>		<b>(2,333,447,330)</b>	<b>(2,840,701,811)</b>
<b>Profit/ (Loss) Transferred to Retained Earnings</b>	17.00	<b>(2,333,447,330)</b>	<b>(2,840,701,811)</b>


The accompanying notes form an integral part of these financial statements.


  
\_\_\_\_\_  
Company Secretary

(স.ম. আব্দুল্লাহ মুন্সীর)  
স্বাক্ষরিত।  
শাহজালাল ফার্টিলাইজার কোম্পানী লিমিটেড  
১ ফেব্রুয়ারি ২০২১

Dated, Dhaka  
21 November 2021

  
\_\_\_\_\_  
Managing Director  
(মোঃ ওমর ফারুক)  
স্বাক্ষরিত।  
শাহজালাল ফার্টিলাইজার কোম্পানী লিমিটেড  
ফেব্রুয়ারি ২০২১  
  
(Toha Khan Zaman & Co.)  
Chartered Accountants  
(DVC: 2201050264AS797700)

\_\_\_\_\_  
Director  
  
(Habib Sarwar Bhuiyan & Co.)  
Chartered Accountants





**Toha Khan Zaman & Co.**  
Chartered Accountants

**Shahjalal Fertilizer Company Limited (SFCL)**  
**Statement of Changes in Equity**  
For the year ended 30 June 2021

Particulars	Paid -up Capital	Equity Contribution		Retained Earnings	Total
		Government Equity	Foreign Equity		
Balance as on 1st July, 2020	10,000	5,387,956,400	15,947,800,000	(10,586,465,137)	10,749,301,263
Add: Addition during the year	-	15,000,000	-	-	15,000,000
Add: Adjustment of Govt. Loan	-	-	-	-	-
Add: Net Profit/ (Loss)	-	-	-	(2,333,447,330)	(2,333,447,330)
<b>Balance as on 30 June, 2021</b>	<b>10,000</b>	<b>5,402,956,400</b>	<b>15,947,800,000</b>	<b>(12,919,912,466)</b>	<b>8,430,853,934</b>

**Statement of Changes in Equity**  
For the year ended 30 June 2020

Particulars	Paid -up Capital	Equity Contribution		Retain Earnings	Total
		Government Equity	Foreign Equity		
Balance as on 1st July, 2019	10,000	5,331,384,400	15,947,800,000	(7,745,763,327)	13,533,431,073
Add: Addition during the year	-	56,572,000	-	-	56,572,000
Add: Adjustment of Govt. Loan	-	-	-	-	-
Add: Net Profit/ (Loss)	-	-	-	(2,840,701,810)	(2,840,701,810)
<b>Balance as on 30 June, 2020</b>	<b>10,000</b>	<b>5,387,956,400</b>	<b>15,947,800,000</b>	<b>(10,586,465,137)</b>	<b>10,749,301,263</b>

Company Secretary

(স.ম আব্দুল বারিক)

অতিরিক্ত প্রধান হিসাবরক্ষক  
স্বাক্ষরিত প্রতিবেদন  
মেম্বারশিপ, সিলেট

Dated, Dhaka  
21 November 2021

Managing Director

(মোঃ ওমর ফারুক)

ব্যবস্থাপনা পরিচালক (সেলি মারিট)  
শাহজালাল ফার্টাইজার কোম্পানী লিমিটেড  
কেম্পার, সিলেট।

(Toha Khan Zaman & Co.)  
Chartered Accountants  
(DVC: 2201050264AS797700)

Director

(Habib Sarwar Bhuiyan & Co.)  
Chartered Accountants





**Toha Khan Zaman & Co.**  
Chartered Accountants

Shahjalal Fertilizer Company Limited (SFCL)		
Statement of Cash Flows		
For the year ended 30 June 2021		
Particulars	Amount in Taka	
	30-06-2021	30-06-2020

**A. Cash Flows from Operating Activities:**

Net Profit/ (Loss) after Tax for the year	(2,333,447,330)	(2,840,701,811)
Depreciation	3,017,880,841	3,152,480,960
Income Tax (Provision)	42,195,357	32,367,405
Income Tax Adjustment made during the year	(32,367,405)	(119,607,309)
<b>Add: Adjustments to Net Cash Provided by Operating Activities :</b>		
Increase in Stock & Stores	297,669,870	(1,757,384,409)
(Increase) / Decrease in Current account with Enterprises (Fertilizer)	164,275,515	(196,505,720)
Increase in Current Account with Enterprises (SFP-ADP)	816,756,789	1,790,798,585
(Increase) / Decrease in Current Account with Enterprises	(17,405,655)	(4,518,751)
(Increase) / Decrease in Advance, Deposits and Prepayments	(29,183,601)	(14,438,479)
(Increase) / Decrease in Advance Income Tax	(15,206,397)	(63,358)
(Increase) / Decrease/Increase in Other Receivable	3,700	(3,700)
(Increase) / Decrease in Current Account with Enterprises	(93,691,685)	(118,413,531)
(Increase) / Decrease in Creditors for Expenses	(179,295,521)	358,970,344
(Increase) / Decrease Creditors for Other Finance	152,396,989	30,090,472
(Increase) / Decrease Creditors for Goods Supplied	(5,304,581)	3,537,077
(Increase) / Decrease in BCIC Current Account	18,588,622	101,716,043
<b>Net Cash Flows from Operating Activities (A):</b>	<b>1,803,865,509</b>	<b>418,323,818</b>

**B. Cash Flows from Investing Activities:**

Fixed Assets	(974,864,034)	(2,136,446,588)
Capital Working in Progress	-	-
Investment of FDR	(1,849,205,001)	1,070,182,453
House Building Loan	(42,652,750)	-
<b>Net Cash Flows from Investing Activities (B):</b>	<b>(2,866,721,785)</b>	<b>(1,066,264,135)</b>

**C. Cash Flows from Financing Activities:**

Government & Foreign Equity Fund	15,000,000	56,572,000
Foreign currency loan/credit	(500,000,000)	(858,754,482)
Government loan (ADP)	32,590,000	84,858,000
Interest on foreign/govt.loan	1,370,752,972	1,394,933,896
<b>Net Cash Flows from Financing Activities (C):</b>	<b>918,342,972</b>	<b>677,609,414</b>

Increase/(Decrease) in cash and cash equivalent (A +B+C)	(144,513,305)	29,669,096
Add: Cash & cash equivalents at the beginning of the year	468,176,177	438,507,081
<b>Cash and Cash Equivalents at the end of the year:</b>	<b>323,662,873</b>	<b>468,176,177</b>

Company Secretary

(স ম আব্দুল বারিক)  
Signed in terms of our separate report of even date appended  
অতিরিক্ত প্রধান হিসাবরক্ষক  
শাহজালাল ফার্টিলাইজার কোম্পানী লিমিটেড  
ফেঞ্চুগঞ্জ, সিলেট

Dated, Dhaka  
21 November 2021



Managing Director

(মোঃ ওমর ফারুক)  
কবিরামী পরিচালক (চলতি বার্ষিক)  
শাহজালাল ফার্টিলাইজার কোম্পানী লিমিটেড  
ফেঞ্চুগঞ্জ, সিলেট

(Toha Khan Zaman & Co.)  
Chartered Accountants  
DVC: 2201050264AS797700

Director

(Habib Sarwar Bhuiyan & Co.)  
Chartered Accountants



Shahjalal Fertilizer Company Limited (SFCL)			
Statement of Fund Flow			
For the year ended 30 June 2021			
Sl. No.	Particulars	Amount in Taka	
		30-06-2021	30-06-2020
<b>01</b>	<b>Internal Sources:</b>	<b>8,475,003,319</b>	<b>7,139,178,164</b>
	a. Operating Surplus/ (Deficit)	(12,919,912,467)	(10,586,465,137)
	b. Depreciation	11,471,521,825	9,173,002,312
	c. Interest on Long Term Debt. charged	9,923,393,961	8,552,640,989
<b>02</b>	<b>External Sources :</b>	<b>51,401,897,338</b>	<b>51,854,307,338</b>
	a. Government Equity/ Contribution (ADP)	21,350,756,400	21,335,756,400
	b. Share Deposit Money	10,000	10,000
	c. Foreign Currency Loan (ADP)	25,474,206,338	25,974,206,338
	d. Government Loan (ADP)	4,576,924,600	4,544,334,600
	<b>Total Sources (1 + 2):</b>	<b>59,876,900,657</b>	<b>58,993,485,502</b>
	<b>APPLICATIONS:</b>		
<b>01</b>	<b>Allocation of Fund:</b>	<b>54,736,990,077</b>	<b>52,589,629,621</b>
	1. Investment on FDR	5,694,151,823	3,844,946,822
	2. Intangible Assets (Net)	-	719,361,329
	3. Non- Current Assets	49,000,185,504	48,025,321,470
	4. House Building Loan	42,652,750	-
	<b>Increase/(Decrease) in Working Capital:</b>		
<b>02</b>	<b>Net Change in Working Capital:</b>	<b>5,139,910,580</b>	<b>6,403,855,881</b>
	1. Change in Cash	323,662,873	468,176,177
	2. Change in Non-Cash Working Capital	4,816,247,707	5,935,679,703
	<b>TOTAL APPLICATION (1+2):</b>	<b>59,876,900,657</b>	<b>58,993,485,502</b>
	<b>Computation of Changes in Working Capital:</b>		
	<b>Current Assets:</b>	<b>6,385,134,571</b>	<b>7,602,044,791</b>
	Stocks & Stores	3,874,668,345	4,172,338,214
	Current Account with Enterprises (Fertilizer)	158,620,850	322,896,365
	Current Account with Enterprises (SFP-ADP)	2,134,107,265	2,950,864,054
	Current Account with Enterprises	23,526,028	6,120,373
	Advance, Deposits & Prepayments	106,638,280	77,454,679
	Advance Income Tax	87,573,802	72,367,405
	Other Receivable	-	3,700
	<b>Current Liabilities:</b>	<b>1,568,886,863</b>	<b>1,666,365,088</b>
	Current Account with Enterprises	486,522,404	580,214,089
	Creditors for Expenses	362,162,982	541,458,503
	Creditors for Other Finance	283,961,913	131,564,924
	Creditors for Goods Supplied	2,187,219	7,491,800
	BCIC Current Account	391,856,989	373,268,367
	Provision for Income Tax	42,195,357	32,367,405
	<b>Net Changes in Working Capital:</b>	<b>4,816,247,707</b>	<b>5,935,679,703</b>


Company Secretary

স্বাক্ষরিত হিসাব

Signed in terms of our separate report of even date annexed.

Dated, Dhaka

21 November 2021



Managing Director

(Toha Khan Zaman & Co.)  
Chartered Accountants  
DVC: 2201050264AS797700

Director

(Habib Sarwar Bhuiyan & Co.)  
Chartered Accountants



Shahjalal Fertilizer Company Limited (SFCL)		
Statement of Cost of Goods Sold		
For the year ended 30 June 2021		
Particulars	Amount in Taka	
	30-06-2021	30-06-2020
<b>Variable Cost:</b>		
<b>A. Direct Material Cost:</b>		
Raw Material Consumed (NG)	1,487,973,182	1,432,341,663
Chemical Consumed	192,917,547	246,421,790
Packing Material Consumed	230,479,218	272,550,390
<b>Total Material Cost:</b>	<b>1,911,369,947</b>	<b>1,951,313,842</b>
<b>B. Direct/ Contract Labour:</b>		
	<b>38,832,943</b>	<b>39,860,809</b>
<b>C. Factory Overhead (Variable):</b>		
Gas for Fuel	444,459,520	427,842,314
Electricity PDB	2,512,944	18,557,420
Oil & Lubricants	2,963,506	6,135,063
Spares & Accessories	6,138,269	16,740,840
Stores Materials Consumed	738,266	150,374
Repairs & Maintenance	33,893,221	163,154,730
Other Factory Overhead	-	253,229
<b>Total Variable Factory Overhead:</b>	<b>490,705,727</b>	<b>632,833,970</b>
<b>Total Variable Cost (A+B+C):</b>	<b>2,440,908,616</b>	<b>2,624,008,621</b>
<b>Fixed Cost:</b>		
<b>A. Direct Factory Salary:</b>		
	<b>155,963,334</b>	<b>158,346,081</b>
<b>B. Factory Overhead (Fixed):</b>		
Indirect Factory Salary and Wages	211,610,812	210,299,472
Repairs & Maintenance	24,940	2,559,750
Factory Insurance Premium	40,445,880	44,201,888
Factory Depreciation	1,953,741,585	1,907,834,627
Annual Overhauling	5,298,939	161,960,762
Other Factory Overhead	54,971,635	51,399,023
<b>Total Fixed Factory Overhead:</b>	<b>2,266,093,791</b>	<b>2,378,255,523</b>
<b>Total Fixed Cost (A+B):</b>	<b>2,422,057,125</b>	<b>2,536,601,604</b>
<b>Total Manufacturing Cost (Variable + Fixed):</b>	<b>4,862,965,741</b>	<b>5,160,610,225</b>
Add: Opening Work-in-Progress	29,605,520	26,804,120
<b>Total Goods in Process:</b>	<b>4,892,571,261</b>	<b>5,187,414,345</b>
Less: Closing Work-in-Progress	18,546,080	29,605,520
<b>Cost of Goods Manufactured:</b>	<b>4,874,025,181</b>	<b>5,157,808,825</b>
Add: Opening Stock of Finished Goods	2,844,197,630	1,837,849,636
<b>Cost of Goods available for Sales:</b>	<b>7,718,222,811</b>	<b>6,995,658,461</b>
Less: Closing Stock of Finished Goods	1,937,106,339	2,844,197,630
<b>Cost of Goods Sold:</b>	<b>5,781,116,472</b>	<b>4,151,460,831</b>

Signed in terms of our separate report of even date annexed.

(স.ম আব্দুল বারিক)

অতিরিক্ত প্রধান হিসাবরক্ষক

শাহজালাল ফার্টিলাইজার কোম্পানী লিমিটেড

Dated, Dhaka

21 November 2021



Managing Director

(মোঃ ওয়াল ফারুক)

বরিশাল, পটুয়াখালী (সেলফি হার্বিড)

শাহজালাল ফার্টিলাইজার কোম্পানী লিমিটেড

(Toha Khan Zaman & Co.)

Chartered Accountants

(DVC: 2201050264AS797700)

Director

(Habib Sarwar Bhuiyan & Co.)

Chartered Accountants

