

AUDITOR'S REPORT
And
AUDITED FINANCIAL STATEMENTS
Of
RAJDHANI UNNAYAN KATRIPAKKHA
RAJUK
As at 30th June 2024



Corporate Office:

House #07, 3rd Floor (Lift-3), Road # 2/1, Block-L Chairman Bari,, Banani, Dhaka-1213, Bangladesh
E-mail: artisancainfo2012@gmail.com | www.artisan-ca.net

Table of Content

Sl. #	Particulars	Page #
1	Independent Auditor's Report	i-iii
2	Statement of Financial Position	1
3	Statement of Income & Expenditure-Revenue Fund	2-3
4	Statement of Income & Expenditure-Capital Fund	4
5	Statement of Receipts & Payment-Revenue Fund	5-6
6	Statement of Receipts & Payment-Capital Fund	7
7	Fund Flow Statement-Revenue Fund	8
8	Fund Flow Statement-Capital Fund	9
9	Notes to the Financial Statement	10-18
10	Schedule of Fixed Assets	19
11	Statement of FDR-Capital Fund	20-27
12	Statement of FDR-Revenue Fund	28-31
13	Scheme-Own Finance	32-33
14	Scheme-Govt. Finance & Scheme-PPP Project	34
15	Schedule of Advances & Deposits	35-38
16	Statement of Bank Balance-Capital Fund	39-41
17	Statement of Bank Balance-Revenue Fund	42-44
18	Statement of Rent Receivable	45
19	Statement of Bills Payable to Others	46
20	Statement of Earnest Money	46
20	Statement of Security Deposit-Capital Fund	47-53
21	Statement of Security Deposit-Revenue Fund	54-57
22	Statement of Others Fund & Liabilities	57
23	Statement of Contractors/ Suppliers Bills Payable-Cap. Fund	58
24	Statement of Contractors/ Suppliers Bills Payable-Rev. Fund	59

INDEPENDENT AUDITOR'S REPORT

to

The Rajdhani Unnayan Katripakkha (RAJUK)

Opinion

We have audited the financial statements of **Rajdhani Unnayan Katripakkha**, which comprise the Balance Sheet, Income & Expenditure Statement, Receipts & Payment Accounts and Fund Flow Statement for the year ended 30th June 2024 and Notes to the financial statements, including a summary of significant accounting policies and other explanatory information disclosed in notes.

In our opinion, except for the effect of the matter described in the basis for Qualified Opinion section of our report, the accompanying financial statements present fairly, in all material respects, the financial position of the Organization as at 30th June 2024, and its financial performance and its cash flows for the year then ended in accordance with applicable laws and regulations.

Basis for Qualified Opinion

In Note 12 to the financial statements, the Capital Fund includes premium amounts received during the year from land and flat allotments totaling BDT 12,495,328,685 and BDT 4,741,793,119 respectively. These amounts represent receipts against leasehold land and flats allotted to the public, where the total lease consideration is payable over the years in accordance with the respective lease terms. However, RAJUK has recognized only the amounts received during the year and directly credited them to the Capital Fund without recognizing any outstanding lease receivable balance from the allottees. Furthermore, despite our request, adequate supporting documentation and lease files were not made available for verification by state section. Consequently, we were unable to obtain sufficient and appropriate audit evidence to verify the accuracy and completeness of the recorded premium amounts.

RAJUK leases flats, land and other infrastructure to the public, and this lease require government registration through different sub registered office. As per section 53H Income Tax Ordinance 1984, the tax on property registration supposed to be paid by the developers. However, in the case of the RAJUK, this property registration tax imposed on the public which is the noncompliance with the regulation. A huge amount of Advance Income Tax is deposited in the name of RAJUK from collection this amount from the public. But the entity didn't recognize this significant amount of advance income tax in their financial statement as asset. Based on our audit procedures, we have concluded that the possible effects of these unaccounted amounts on the financial statements could be material.

We conducted our audit in accordance with **International Standards on Auditing (ISAs)**. Our responsibilities under those standards are further described in the auditor's responsibilities for the Audit of the Financial Statements section of our report. We are independent of the entity in accordance with the International Ethics Standards Board for Accountants, Code of Ethics for Professional Accountants (IESBA Code) together with the ethical requirements that are relevant to our audit of the financial statements, and we have fulfilled our other ethical responsibilities in accordance with these requirements and the IESBA Code. We believe that the audit evidence we have obtained is sufficient and appropriate to provide a basis for our qualified opinion.

Emphasis of Matter

We draw attention to the fact that, under the head "*Bills Receivable from Others*" in Note 8, an amount of BDT 3,237,451,793 has been reported as receivable from Dhaka South City Corporation and Dhaka North City Corporation. For verification purposes, third-party confirmation letters were sent to both entities; however, no confirmation responses were received as of the date of this report.



Responsibilities of Management for the Financial Statements

Management is responsible for the preparation and fair presentation of the financial statements in accordance with applicable laws and regulations and for such internal control as management determines is necessary to enable the preparation of financial statements that are free from material misstatement, whether due to fraud or error.

In preparing the financial statements, management is responsible for assessing the Organization's ability to continue as a going concern, disclosing, as applicable, matters related to going concern and using the going concern basis of accounting unless management either intends to liquidate or to cease operations, or has no realistic alternative but to do so.

Those charged with governance are responsible for overseeing the financial reporting process.

Auditor's responsibilities for the Audit of the Financial Statements

Our objectives are to obtain reasonable assurance about whether the financial statements as a whole are free from material misstatement, whether due to fraud or error, and to issue an auditor's report that includes our opinion. Reasonable assurance is a high level of assurance, but is not a guarantee that an audit conducted in accordance with ISAs will always detect a material misstatement when it exists. Misstatements can arise from fraud or error and are considered material if, individually or in the aggregate, they could reasonably be expected to influence the economic decisions of users taken on the basis of these financial statements.

As part of an audit in accordance with ISAs, we exercise professional judgment and maintain professional skepticism throughout the audit. We also:

- Identify and assess the risks of material misstatement of the financial statements, whether due to fraud or error, design and perform audit procedures responsive to those risks, and obtain audit evidence that is sufficient and appropriate to provide a basis for our opinion. This risk of not detecting a material misstatement resulting from fraud is higher than for one resulting from error, as fraud may involve collusion, forgery, intentional omissions, misrepresentations, or the override of internal control.
- Obtain an understanding of internal control relevant to the audit in order to design audit procedures that are appropriate in the circumstances, but not for the purpose of expressing an opinion on the effectiveness of the Organization's internal control.
- Evaluate the appropriateness of accounting policies used and the reasonableness of accounting estimates and related disclosure made by management.
- Conclude on the appropriateness of management's use of the going concern basis of accounting and, based on the audit evidence obtained, whether a material uncertainty exists related to events or conditions that may cast significant doubt on the Organization's ability to continue as a going concern. If we conclude that a material uncertainty exists, we are required to draw attention in our auditors report to the related disclosure in the financial statements or, if such disclosure are inadequate, to modify our opinion. Our conclusions are based on the audit evidence obtained up to the date of our auditor's report. However, future events or conditions may cause the Organization's to cease to continue as a going concern.
- Evaluate the overall presentation, structure and content of the financial statements, including the disclosures, and whether the financial statements represent the underlying transactions and events in a manner that achieves fair presentation.

We also provide those charged with governance with a statement that we have complied with relevant ethical requirements regarding independence, and to communicate with them all relationships and other matters that may reasonably be thought to bear on our independence, and where applicable, related safeguards.

Limitations of our procedures

Our tests were limited to document reviews and interviews with office employees and staff. Within the scope of work covered by this report, we have participated in limited activities with external stakeholders and have only conducted limited testing aimed at verifying the validity of information provided by the entity.

Other Matter

RAJUK is currently involved in several lawsuits, which are still pending before the courts. As of the reporting date, no disclosure has been made in the financial statements regarding the nature, status, or potential financial impact of these legal proceedings.

Report on other Legal and Regulatory Requirements

- (a) We have obtained all the information and explanation which to best of our knowledge and belief were necessary for the purposes of our audit and made due verification thereof;
- (b) In our opinion, books of account as required by law have been kept by the entity so far as it appeared from our examination of those books;
- (c) The entity's Balance Sheet, Income & Expenditure Statement, Receipts & Payment Accounts and Fund Flow Statement dealt with by the report is in agreement with the books of account; and
- (d) The expenditure incurred was for the purpose of entity's operation.

Date: 25th January 2026
Place: Dhaka.



Dr. ASM Hossain Tayiab FCA, FIPA, FFA, CISA

Partner

Enrl. No. 0977

ARTISAN

Chartered Accountants

DVC:- 2601250977A5568358



RAJDHANI UNNAYAN KARTRIPAKHA
Statement of Financial Position
For the year ended 30th June 2024

Particulars	NOTES	Amount in BDT	
		30-Jun-24	30-Jun-23
ASSETS:			
FIXED ASSETS(WDV)	1.00	1,448,086,549	690,802,327
Fixed Assets at Cost		2,252,823,227	1,426,854,927
Less: Accumulated Depreciation		(804,736,678)	(736,052,599)
INVESTMENT IN FIXED DEPOSITS	2.00	59,860,279,060	41,460,282,290
CAPITAL LEASES:		274,265,216,048	262,702,960,256
Schemes- Own Finance	3.00	130,143,870,534	126,860,767,457
Schemes-Govt. Finance	4.00	143,504,424,398	135,232,530,647
Scheme-Public Private Partnership Project	5.00	616,921,116	609,662,152
CURRENT ASSETS:		15,978,001,197	15,843,548,652
Advances and Deposits	6.00	301,501,815	214,501,827
Bank Balance	7.00	1,311,855,776	2,594,869,970
Bills Receivable From Others	8.00	3,237,451,793	3,202,329,562
ESCROW & P/L Account	9.00	982,402,960	971,364,648
Rent Receivable	10.00	18,841,951	18,992,008
I T Deducted at Source & AIT	11.00	10,125,946,902	8,841,490,638
TOTAL ASSETS		351,551,582,853	320,697,593,526
FUND:			
CAPITAL ACCOUNT:		345,343,141,381	315,201,925,627
Capital Fund	12.00	181,537,357,907	161,819,430,285
Revenue Fund	13.00	17,956,050,215	15,782,200,505
Grant from Govt.	14.00	145,849,733,260	137,600,294,838
CURRENT LIABILITIES:		6,208,441,472	5,495,667,899
Bills Payable to Others	15.00	42,215,330	43,379,276
Earnest Money	16.00	1,279,451,193	1,164,991,293
Income Tax Payable	17.00	2,774,308,706	1,955,883,250
Liability for Stale Cheques	18.00	17,866,029	17,866,029
Provident Fund	19.00	619,062,478	555,049,549
Security Deposit	20.00	1,265,045,881	1,379,917,685
Value Added Tax Payable	21.00	6,084,029	13,820,245
Others Fund & Liabilities	22.00	20,445,285	16,793,389
Contractors / Suppliers Bill Payable	23.00	63,444,843	125,390,704
Collection of VAT against Fees	24.00	97,045,733	38,747,922
Utilities Bills Payable	25.00	3,028,256	163,748,039
Salary Tax Payable	26.00	34,272	40,254
Salary Payable	27.00	6,449,528	5,908,922
Sundry Creditors	28.00	13,959,909	14,131,341
TOTAL FUND & LIABILITIES		351,551,582,853	320,697,593,526

The annexed notes are integral part of these Financial Statements.


Md. Abu Kausar Mallik
Director (Finance & Accounts)


মোঃ আবু কাওসার মল্লিক
 পরিচালক (আর্থিক বিষয়)
 রাজধানী উন্নয়ন কর্তৃপক্ষ

This is the Statements of Financial Position referred to in our report of even date.


Nadimul Islam

Deputy Director (Accounts)

নাদিমুল ইসলাম
 উপ-পরিচালক (হিসাব)
 রাজধানী উন্নয়ন কর্তৃপক্ষ, ঢাকা।*



Dr. ASM Hossain Tayiab FCA, FIPA, FFA, CISA

Partner

Enrol. No. 0977

ARTISAN

Chartered Accountants

Place : Dhaka

Dated : 25th January 2026

DVC:- 2601250977AS568358



Rajdhani Unnayan Karttripakkha
Statement of Income & Expenditure (Revenue Fund)
For the year ended 30th June 2024

Sl. No.	Particulars	Notes	Amount in BDT	
			30-Jun-24	30-Jun-23
A. Revenue				
	Application Form Sale		5,012,125	2,922,000
	Compensation for Road Cutting		8,809,001	-
	Conversion Fees		1,799,325,575	645,824,238
	Documentation Fees		44,073,848	50,254,905
	Electricity Charges Received		2,900,614	2,503,749
	Eviction Charge Realized		2,338,343	2,764,273
	Fine for Late Construction		12,521,915	16,639,147
	Fine for Unauthorized Construction		246,914,294	343,111,201
	Gas Charges Deduction		3,890,160	3,974,675
	Ground Rent / Service Charges		10,765,241	32,025,219
	Heavy Vehicle Hire Charge		4,693,609	3,222,622
	Hire Charges		176,000	-
	House Rent Deduct		1,265,892	1,404,380
	Income From Hatirjheel		14,242,741	124,821,893
	Interest Income	29	908,454,458	844,762,326
	Misc. Income		20,514,386	2,838,384
	Mutation Fees		76,016,156	53,546,369
	Others Income-Vatable		12,624,925	3,159,000
	Overhead Income		86,793,048	60,154,780
	Plan/Land Use/ NOC Fees		113,415,054	141,161,049
	Plot Accumulation Fees		84,128,783	125,480,326
	Power of Attorney Fees		35,062,660	34,484,146
	Project Approval Fees		2,184,041	-
	Registration & Renewals Income		7,599,300	8,286,100
	Rental Income		55,829,314	71,397,386
	Royalty on Earth/sand		1,697,915	156,677
	Tender Schedule Sale		5,483,363	5,412,000
	Transfer Fees		1,230,226,599	1,431,399,861
	Vehicle Rent Deduct From Salary		507,177	569,705
	Water Bill Deduct		200,370	201,860
	Total Income		4,797,666,906	4,012,478,271
B. Expenditure				
	Advertisement & Publicity		22,460,322	10,976,335
	Audit Fees		182,720	80,000
	Bank Charges & VAT		90,361	85,138
	Books & Periodicals		508,230	205,951
	Consultancy Fees		632,500	423,000
	Contribution to CPF		30,240	1,857,861
	Depreciation	Annex-A/1	68,684,078	45,346,033
	Design Approval & Clearance Exp.		238,000	519,000
	Donation & Subscription		60,000	360,000
	Donation to Staff Due to Death & Disability in Serv		9,600,000	4,800,000
	Electricity Bill		15,519,266	14,608,124
	Entertainment		1,891,101	1,449,435
	Eviction Charges		16,522,780	16,160,920
	Excise Duty & Stamp		8,050,400	6,913,400
	Festival Allowance		56,690,793	50,912,982
	Fuel & Lubricant	30	16,200,623	15,949,334
	Gas Bill		1,067,392	8,408,371
	Gratuity		4,902,743	-
	Group Insurance Premium		287	-
	Monarium		2,683,850	3,912,525
	Interest Expenses-GPF		73,057,523	63,801,873



Rajdhani Unnayan Kartripakkha
Statement of Income & Expenditure (Revenue Fund)
For the year ended 30th June 2024


SL No.	Particulars	Notes	Amount in BDT	
			30-Jun-24	30-Jun-23
	Internet, Lan, Wan & Maint.		7,262,779	5,352,409
	Leave Left Over		17,883,041	10,410,454
	Legal Exp. & Arbitration Case Expenses		11,987,717	8,667,794
	Lighting for Festival, Special Day Celebrate & Mela.		9,727,347	13,911,557
	Manpower Recruitment Exp.		11,253,904	23,616,204
	Medical Expenses		30,000	94,874
	Membership Fee		1,078,000	1,528,949
	Misc. Exp.		292,881	196,283
	Non Tax Revenue		100,000,000	40,000,000
	Pension Expenses		150,507,530	123,178,379
	Printing & Stationary		6,885,179	7,332,335
	Rajuk Wealth Guarding Expenses		36,900,269	30,261,028
	Repair & Maint.- Hatirheef-Rev		178,047,513	63,658,738
	Repairing & Maint.	31	141,119,146	106,839,435
	Rest and Recreation Allowance		9,082,670	1,287,900
	Salary & Allowances	32	581,253,226	496,583,638
	Scheme Expenses-Revenue Fund	33	191,138,643	55,211,514
	Survey & Feasibility Study		3,323,905	
	Telephone, Telegraph & Postage		1,796,519	1,717,669
	Training Expenses		10,441,196	29,433,021
	Traveling Exp.		241,385	59,635
	Vehicle Rent (Monitoring Team, Evlcion & Sp. Work)		9,533,250	3,558,700
	Virtuousness/Morality Expense		1,566,253	991,899
	Wasa Bill		17,747,950	13,972,518
	Zonal Office Rent		1,080,000	1,028,000
			1,799,253,513	1,285,663,214
C.	Income Over / (Under) Expenditure before tax : (A-B)		2,998,413,393	2,726,815,057
D.	Less-Provision for Tax		824,563,683	749,870,241
	Income Over / (Under) Expenditure after tax : (C-D)		2,173,849,710	1,976,944,816

The annexed notes are Integral part of these Financial Statements.


Md. Abu Kauser Mallik
Director (Finance & Accounts)

মোঃ আবু কাউছার মল্লিক
পরিচালক (অর্থ ও হিসাব)

This is the Statement of Financial Position referred to in our report of even date.


Nadimul Islam
Deputy Director (Accounts)

নাদিমুল ইসলাম
উপ-পরিচালক (হিসাব)
কুমিল্লা জিলা কার্যালয়, ঢাকা।


Dr. ASM Hossain Taylab FCA, FIPA, FFA, CISA
Partner
Enrol. No. 0977
ARTISAN
Chartered Accountants

Place : Dhaka
Dated : 25th January 2026
DVC- 2601250977A5568358




Rajdhani Unnayan Kartripakkha
Statement of Income & Expenditure (Capital Fund)
For the year ended 30th June 2024

SL No.	Particulars	Notes	Amount in BDT	
			30-Jun-24	30-Jun-23
A.	Revenue			
	Compensation for Road Cutting		23,448,992	729,473
	Forfeited Income		5,017,288	6,167,263
	Gain for FC Rate Fluctuation		31,475,978	33,224,788
	Gas Bill deduct From salary-Cap.		11,880	-
	Income From Water Project		235,170	-
	Interest Income	34.00	2,500,215,671	2,208,447,501
	Misc. Income		914,485	930,248
	Royalty on Earth/Sand Etc.		3,920,696	715,661
	Vehicle Rent Deduct From Salary		14,968	-
	Water Bill Deduct From salary-Cap		550	-
	Total Income		2,565,255,679	2,250,214,934
B.	Expenditure			
	Bank Charges & VAT		65,386	62,526
	Excise Duty		12,425,106	12,669,523
	Misc. Exp.			72,050
	Overhead Charge		86,793,048	60,154,780
	PWSP-Operation & Maint.		20,055,000	-
	Total Expenditure		119,338,540	72,958,879
	Income Over / (Under) Expenditure : (A-B)		2,445,917,139	2,177,256,056

The annexed notes are integral part of these Financial Statements.


Md. Abu Kauser Mallik
Director (Finance & Accounts)

মোঃ আবু কাওছার মল্লিক
পরিচালক (অর্থ ও হিসাব)


Nadimul Islam
Deputy Director (Accounts)

নাদিমুল ইসলাম
উপ-পরিচালক (হিসাব)
* বাংলাদেশী সনাক্তকৃত, UAT । *

This is the Statements of Financial Position referred to in our report of even date.



Dr. ASM Hossain Taylab FCA, FIPA, FFA, CISA
Partner
Enrol. No. 0977
ARTISAN
Chartered Accountants

Place : Dhaka
Dated : 25th January 2026
DVC:- 2601250977AS568358



Rajdhani Unnayan Karttripakkha
Statement of Receipts & Payments (Revenue Fund)
For the year ended 30th June 2024

SI No.	Particulars	Notes	Amount in BDT	
			30-Jun-24	30-Jun-23
A Receipts:				
A.1	Opening Balance		639,874,032	237,238,062
A.2	Received During the Year		5,424,740,346	6,389,790,533
	Advances and Deposit		24,106,446	21,184,917
	Application Form Sale		5,038,025	2,956,000
	Collection of VAT Against Fees		558,880,829	377,391,235
	Compensation for Road Cutting		8,809,001	-
	Conversion Fees		1,799,325,575	645,824,238
	Documentation Fees		44,227,613	51,338,431
	Electricity Charges Received		2,882,374	2,485,396
	Eviction Charge Realized		2,338,343	2,764,273
	FDR at Govt. Bank-Rev.		-	1,580,000,000
	FDR at Pvt. Bank-Rev.		-	250,000,000
	Fine for Late Construction		12,521,915	16,639,147
	Fine for Unauthorized Construction		247,059,294	347,513,005
	Gas Charges Deduction		-	7,560
	Ground Rent / Service Charges		10,772,041	32,046,041
	Heavy Vehicle Hire Charge		4,713,242	3,222,622
	House Rent Deduct		-	273,000
	Income From Hatirheel		14,242,741	124,821,893
	Interest Income		904,625,186	844,782,799
	Misc. Income		20,353,793	2,688,620
	Mutation Fees		76,018,256	53,548,919
	Others Fund & Liabilities		-	60,000
	Others Income-Vatable		12,658,595	3,209,000
	Pension Expenses		19,099	-
	Plan/Land Use/ NOC Fees		113,488,908	141,483,056
	Plot Accumulation Fees		84,335,783	126,185,326
	Power of Attorney Fees		35,116,184	34,484,146
	Project Approval Fees		2,184,041	-
	Rajuk Capital Fund		127,873,651	102,280,853
	Registration & Renewals Income		7,609,400	8,302,650
	Rent Receivable		150,057	300,000
	Rental Income		55,489,637	61,447,122
	Security Deposit		8,859,001	115,024,368
	Tender Schedule Sale		5,655,863	5,423,000
	Training Expenses		584,648	-
	Transfer Fees		1,234,800,807	1,432,102,427
	Water Bill Deduct		-	490
Total Receipts A=(A.1+A.2)			6,064,614,378.51	6,627,028,594.74
B Payments (B.1+B.2+B.3)				
B.1	Payments on Revenue Expenditures			
	Advances and Deposit		70,683,191	60,563,328
	AJT & Tax Deducted at Source		774,391,792	839,829,161
	Application Form Sale		25,900	34,000
	Bank Charges & VAT		82,029	77,161
	Bills Payable to Others		29,358,774	15,158,433
	Books & Periodicals		451,652	-
	Collection of VAT Against Fees		500,583,018	386,370,911
	Consultancy Fees		-	78,000
	Contractors/Suppliers Bill Payable-Rev		573,990,735	249,661,625
	Contribution to CPF		30,240	1,857,861
	Deposit to GOB		-	1,850,000,000
	Design Approval & Clearance Exp.		238,000	519,000
	Documentation Fees		153,765	1,083,526
	Donation & Subscription		60,000	360,000
	Donation to Staff Due to Death & Disability in Serv		9,600,000	4,800,000
	Entertainment		656,497	371,543



Rajdhani Unnayan Karttripakkha
Statement of Receipts & Payments (Revenue Fund)
For the year ended 30th June 2024

Sl No.	Particulars	Notes	Amount in BDT	
			30-Jun-24	30-Jun-23
	Eviction Charges		1,620,000	977,129
	Excise Duty & Stamp		8,000,400	6,913,400
	FDR at Govt. Bank-Rev.		1,050,000,000	200,000,000
	FDR at Pvt. Bank-Rev.		1,050,000,000	200,000,000
	Festival Allowance		-	21,983,327
	Fine for Unauthorized Construction		145,000	4,401,804
	Fixed Assets at Cost		-	102,793
	Gratuity		4,894,743	-
	Ground Rent / Service Charges		6,800	20,822
	Group Insurance Premium		287	-
	Heavy Vehicle Hire Charge		19,633	-
	Honarium		2,207,850	2,829,725
	Income Tax Payable		41,457,901	12,345,723
	Interest Income		-	109,688
	Leave Left Over		17,883,041	10,145,494
	Legal Exp. & Arbitration Case Expenses		40,000	177,250
	Lighting for Festival, Special Day Celebrate & Mela		1,184,609	1,889,030
	Manpower Recruitment Exp.		3,170,464	3,899,383
	Medical Expenses		-	94,874
	Misc. Exp.		-	9,039
	Misc. Income		6,470	-
	Mutation Fees		2,100	2,550
	Non Tax Revenue		100,000,000	40,000,000
	Others Fund & Liabilities		2,515,142	6,533,583
	Others Income-Vatable		33,670	50,000
	P L Account-131008700		20,000,000	15,000,000
	Payable Salary (Arrear)		-	12,347,614
	Pension Expenses		150,526,629	123,208,929
	Plan/Land Use/ NOC Fees		73,854	322,007
	Plot Accumulation Fees		207,000	705,000
	Power of Attorney Fees		53,524	-
	Printing & Stationary		587,315	384,856
	Provident Fund		59,482,212	47,207,501
	Rajuk Capital Fund		309,431,102	1,250,000,000
	Rajuk Wealth Guarding Expenses		12,809,048	13,167,284
	Registration & Renewals Income		10,100	16,550
	Rental Income		-	137,256
	Repair & Maint.- Hatirjheel-Rev.		5,983,314	-
	Repairing & Maint.		76,046	831,380
	Rest and Recreatin Allownce		202,260	-
	Revenue Fund		3,955,906	-
	Salary & Allowances		10,001,566	10,337,147
	Salary Payable-Out Sourcing		-	31,619,881
	Salary Payable-Rev		570,655,216	416,429,648
	Salary Tax Payable		1,793,022	2,538,602
	Scheme Expenses-Revenue Fund		-	527,239
	Security Deposit		115,849,490	32,733,673
	Sundry Creditors		2,211,286	23,110,149
	Telephone, Telegraph & Postage		16,759	40,909
	Tender Schedule Sale		172,500	11,000
	Training Expenses		6,029,679	7,110,968
	Transfer Fees		4,574,208	702,566
	Traveling Exp.		176,670	17,125
	Utilities Bills Payable		46,514,204	46,485,892
	Value Added Tax Payable		67,036,754	28,167,334
	Virtuousness/Morality Expense		1,369,827	733,899
	Total Payments on Revenue Expenditures (B.1)		5,633,293,193	5,987,154,563
B.2	Closing Balance	Annex-H	431,321,186	639,874,032
	Total Payments B=(B.1+B.2)		6,064,614,379	6,627,028,595



Rajdhani Unnayan Kartripakkha
Statement of Receipts & Payments (Capital Fund)
For the year ended 30th June 2024

Sl No.	Particulars	Notes	Amount in BDT	
			30-Jun-24	30-Jun-23
A	Receipts:			
A.1	Opening Balance		1,954,995,937	731,907,798
A.2	Received During the Year		32,757,108,198	33,159,532,672
	Advances and Deposit		138,500	506,766
	AIT & Tax Deducted at Source		-	600,000
	Bank Charges & VAT		25	-
	Compensation for Road Cutting		-	729,473
	Contractors/Suppliers Bill Payable-Cap.		300	-
	Earnest Money-Capital		771,591,082	231,400,000
	FDR at Govt. Bank-Cap.		-	3,500,000,000
	FDR at Pvt. Bank-Cap.		-	550,000,000
	Gain for FC Rate Fluctuation		31,475,978	33,224,788
	Grant From Govt.		8,293,319,000	10,991,895,000
	Interest Income		2,452,511,429	2,176,378,127
	Misc. Income		916,485	937,562
	Premium Against Flat		4,134,368,332	4,300,569,913
	Premium Against Plot		12,728,545,523	10,065,510,276
	Rajuk Revenue Fund		312,671,228	1,250,127,540
	Scheme-Govt Finance		4,029,250,858	-
	Scheme-Own Finance		-	54,964,751
	Security Deposit		-	369,020
	Sundry Creditors		2,319,457	2,319,457
	Total Receipts A=(A.1+A.2)		34,712,104,135	33,891,440,470
B	Payments (B.1+B.2+B.3)			
B.1	Payments on Capital Expenditures			
	Advances and Deposit		273,359,726	3,927,109
	AIT & Tax Deducted at Source		490,466,273	318,112,588
	Bank Charges & VAT		65,181	62,296
	Bills Payable to Others		3,274,701	1,181,540
	Bills Receivable from Others		233,552	-
	Contractors/Suppliers Bill Payable-Cap.		2,353,531,428	3,427,025,674
	Deposit to GOB		-	13,150,000,000
	Earnest Money-Capital		689,720,022	234,168,373
	ESCROW Account		-	935,423,198
	Excise Duty		12,307,106	12,601,523
	FDR at Govt. Bank-Cap.		8,150,000,000	600,000,000
	FDR at Pvt. Bank-Cap.		8,150,000,000	600,000,000
	Grant From Govt.		43,880,578	9,681,480
	Income Tax Payable		202,154,007	294,406,055
	Liability for Stale Cheques		-	100,000
	Misc. Income		2,000	7,315
	Premium Against Flat		96,979,385	99,745,993
	Premium Against Plot		200,099,338	49,327,581
	Rajuk Revenue Fund		101,086,333	101,536,926
	Salary Payable-Cap.		-	41,046,274
	Salary Payable-Outsourcing		86,418,236	-
	Salary Tax Payable		54,767	138,957
	Scheme-Govt Finance		12,111,604,945	10,940,365,222
	Scheme-Own Finance		306,442,799	496,392,764
	Security Deposit		172,874,356	296,818,798
	Sundry Creditors		965,550	15,970
	Utilities Bills Payable		160,700,000	11,626
	Value Added Tax Payable		225,349,264	324,347,272
	Total Payments on Capital Expenditures (B.1)		33,831,569,545	31,936,444,533
B.2	Closing Balance	Annex-G	880,534,589	1,954,995,937
	Total Payments B=(B.1+B.2)		34,712,104,134	33,891,440,470



Rajdhani Unnayan Kartripakkha
Fund Flow Statement-Revenue Fund
For the year ended 30th June 2024

Sources of Funds	Amount in BDT	
	30-Jun-24	30-Jun-23
Excess of Income over expenditure	2,173,849,710.00	1,976,944,816.00
Raiuk Capital Fund	438,357,405.65	
Fixed Assets at WDV	-	621,112.18
Fixed Assets at Cost	-	(44,724,921.00)
Charged during the year	-	45,346,033.18
Investment in Fixed Deposits	-	1,430,000,000.00
FDR at Govt. Bank-Rev.	-	1,380,000,000.00
FDR at pvt. Bank-Rev.	-	50,000,000.00
Total	<u>2,612,207,115.65</u>	<u>3,407,565,928.18</u>
Application of Funds:		
Revenue Fund		
Fixed Assets at WDV	757,284,221.67	-
Fixed Assets at Cost	825,968,300.00	-
Charged during the year	(68,684,078.33)	-
Investment in Fixed Deposits	2,100,000,000.00	-
FDR at Govt. Bank-Rev.	1,050,000,000.00	-
FDR at Pvt. Bank-Rev.	1,050,000,000.00	-
Deposit to GOB	-	1,850,000,000.00
Rajuk Capital Fund	-	1,206,681,413.41
Total	<u>2,857,284,221.67</u>	<u>3,056,681,413.41</u>
Working Capital Details :		
Changes in Current Assets	585,286,193.88	1,247,242,492.22
Opening Balance	7,099,771,318.56	5,852,540,222.34
Closing Balance	7,685,057,512.44	7,099,782,714.56
Changes in Current Liabilities	(830,363,299.90)	(896,357,977.45)
Opening Balance	2,783,671,401.70	693,035,900.07
Closing Balance	3,614,034,701.60	1,589,393,877.52
Changes in Working Capital	(245,077,106.02)	350,884,514.77
Opening Balance	4,316,099,916.86	5,159,504,322.27
Closing Balance	4,071,022,810.84	5,510,388,837.04



Rajdhani Unnayan Kartripakkha
Fund Flow Statement-Capital Fund
For the year ended 30th June 2024

Sources of Funds	Amount in BDT	
	30-Jun-24	30-Jun-23
Capital Account	25,521,448,905	11,969,275,052
Capital Fund	34,888,679	33,325,526
Deposit to GOB	-	(13,150,000,000)
Grant From Govt.	8,249,438,422	10,982,213,520
Premium Against Flat	4,741,793,119	4,148,503,473
Premium Against Plot	12,495,328,685	9,955,232,534
Investment in Fixed Deposits	-	2,850,003,230
FDR at Govt. Bank-Cap.	-	2,900,000,000
FDR at Pvt. Bank-Cap.	-	(49,996,770)
Rajuk Revenue Fund	-	1,206,681,413
Excess of income over expenditure	2,445,917,139	2,177,256,056
Total	27,967,366,044	18,203,215,751
Application of Funds:		
Investment in Fixed Deposits	16,299,996,770	-
FDR at Govt. Bank-Cap.	8,150,000,000	-
FDR at Pvt. Bank-Cap.	8,149,996,770	-
Capital Leases	11,562,255,791	15,722,261,228
Scheme-Govt Finance	8,271,893,751	10,963,192,330
Scheme-Own Finance	3,283,103,077	4,154,327,271
Scheme-Public Private Partnership Project (PPP)	7,258,964	604,741,627
Rajuk Revenue Fund	438,357,406	-
Total	28,300,609,967	15,722,261,228
Working Capital Details :		
Changes in Current Assets	(450,833,650)	1,548,361,332
Opening Balance	8,743,777,334	7,195,416,001
Closing Balance	8,292,943,684	8,743,777,334
Changes in Current Liabilities	117,589,727	932,593,191
Opening Balance	2,711,996,497	3,644,589,688
Closing Balance	2,594,406,770	2,711,996,497
Changes in Working Capital	(333,243,923)	2,480,954,524
Opening Balance	6,031,780,837	3,550,826,313
Closing Balance	5,698,536,914	6,031,780,837



Rajdhani Unnayan Kartripakkha (RAJUK)
Notes to the Financial Statements
For the year ended 30 June 2024

A. Background and Objectives:

Rajdhani Unnayan Kartripakkha (RAJUK) a service oriented statutory body under the ministry of Housing and public works, Govt. of Bangladesh was created as per provision of the town Improvement Act of 1953 (as amended up to June 1991). At present it's area of jurisdiction is 1528 sq. km. Rajuk is involved with the task of planning, development and development control for the area of its jurisdiction.

B. Basis of Preparation:

i) Basis of Accounting:

These financial statements have been prepared in accordance with Generally Accepted Accounting Principles (GAAP), and The Town Improvement Act' 1953 (as amended up to June 1991).

ii) Basis of Measurement:

These financial statements have been prepared on going concern basis under historical cost convention.

iii) Functional and Presentation Currency:

These financial statements are presented in BDT, which is the Authority's functional currency. All financial information presented in BOT has been rounded off to nearest Taka.

iv) Use of Estimates and Judgments:

The presentation of financial statement requires managements to make judgments, estimates and assumptions that affect the application of accounting policies and the reported amounts of assets, liabilities, income and expenses. Actual results may differ from these estimates. Estimates and assumptions are reviewed on an ongoing basis.

C. Significant Accounting policies:

i) Recognition of Fixed Assets:

Property, Plant & Equipment are accounted for according to IAS 16 "Property, Plant & Equipment" at Historical cost less cumulative depreciation. The cost of self-constructed/installed assets includes the cost of materials, direct labor and any other costs directly attributable to bringing the assets to the working condition for its intended use and the cost of dismantling and removing the items and restoring the site on which they are located.

ii) Depreciation of Fixed Assets:

Depreciation has been charged on addition from the date of acquisition & revaluation date and no depreciation is provided on retirement/disposal of assets. Depreciation was computed using the diminishing balance method. The cost and accumulated depreciation of depreciable assets retired or otherwise disposed of are climate from the assets and accumulated depreciation:

As a government body, RAJUK follows the rules and policies set by the government. RAJUK maintains two types of funds, namely revenue fund and capital fund. With these funds, RAJUK develops various types of apartments, shops, and undertakes different projects for the betterment of the public at large. Although these investments have a definite useful life, RAJUK does not allocate the cost of these assets over their useful life or charge depreciation, as per past practice and the government system. The government has not yet come to a conclusion on how to adjust these types of projects and RAJUK continues to follow the same system.



Category	Rate
Building & Building Alteration & Modification	2.5%
Multistoried Green Building at Mohakhali	0%
Regional Office Building	2.5%
Staff Quarter	5%
Furniture & Fixture	6%
Heavy Vehicles	25%
Light Vehicles	20%
Office Equipment & Computer	15%
Boundary Wall	5%
Machinery	10%
Electric Sub-station	15%
Electro Mechanical Equipment	15%
Lift for RAJUK's Bhaban	15%
CCTV, Solar & PABX System	20%
Software Purchase & Renewals	20%

iii) **Fixed Deposit:**

(a) This represents 402 numbers of FDRs made on different dates with different scheduled banks for the tenure of six month to one year. Total FDR includes the deposit of balance in different funds such as Capital Fund and Revenue Fund.

(b) Interests accrued on Fixed Deposits are not added with deposits i.e. the amount of Fixed Deposits shown on Balance Sheet is the amount of aggregate face value of those Fixed Deposits only.

iv) **Employee Benefit Schemes:**

The authority has constituted two un-recognized provident funds namely General Provident Fund and Contributory Provident Fund as per the rules of Govt. of Bangladesh. The authority makes contributions to provident fund as per rule.

v) **Revenue Recognition:**

Revenue is recognized as and when services are rendered.

vi) **Debtors:**

No provision against debts specifically considered irrecoverable has been made in the accounts.

vii) **Interest Income:**

FDR has been maintained separately by capital fund and revenue fund and requirement has been shown as fund wise income statement. Interests accrued on FDR are recognized on cash basis.

viii) **Reporting Period:**

The financial period of the Authority covers the activities from 01 July 2023 to 30 June 2024.

ix) **General:**

The figures in these accounts have been rounded off to the nearest Taka. Previous year's figures have been rearranged, wherever necessary, to conform to current year's presentation.



Rajdhani Unnayan Karttripakkha
Notes to the Financial Statement
For the year ended 30th June 2024

Note No.	Particulars	Amount in BDT	
		30-Jun-24	30-Jun-23
1.00	FIXED ASSETS(WDV)	1,448,086,549	690,802,327
	Opening Balance	1,426,854,927	1,382,130,006
	Add: Addition during the year	825,968,300	44,724,921
	Less: Accumulated Depreciation	(804,736,678)	(736,052,599)
	Details shown in Annexure - A		
2.00	INVESTMENT IN FIXED DEPOSITS (2.01+2.02)	59,860,279,060	41,460,282,290
2.01	Capital Fund:(Details In Annex-B)	46,863,724,060	30,563,727,290
	Opening Balance	30,563,727,290	33,413,730,520
	Add: Investment during the year	16,300,000,000	1,200,000,000
	Less: Encashment during the year	(3,230)	(4,050,003,230)
2.02	Revenue Fund: (Details Annex-C)	12,996,555,000	10,896,555,000
	Opening Balance	10,896,555,000	12,326,555,000
	Add: Investment during the year	2,100,000,000	400,000,000
	Less: Encashment during the year	-	(1,830,000,000)
	CAPITAL LEASES: (3.00+4.00+5.00)	274,265,216,048	262,702,960,256
3.00	Schemes- Own Finance (Details Annex-D)	130,143,870,534	126,860,767,457
	Opening Balance	126,860,767,457	122,706,440,186
	Add: Addition during the year	3,283,103,077	4,154,327,271
4.00	Schemes-Govt. Finance (Details Annex-E)	143,504,424,398	135,232,530,647
	Opening balance	135,232,530,647	124,269,338,318
	Add: Addition during the year	8,271,893,751	10,963,192,330
5.00	Schemes-PPP Project(Details Annex-E/1)	616,921,116	609,662,152
	Opening balance	609,662,152	4,920,525
	Add: Addition during the year	7,258,964	604,741,627
6.00	Advances :(6.01+6.02+ 6.03+6.04+6.05+6.06)(Annex-F)	301,501,815	214,501,827
6.01	Revolving Advance (Imprest)	768,000	708,000
	Revolving Advance(Imprest)-Cap.	165,000	165,000
	Opening Balance	165,000	145,000
	Add : Paid during the year	622,861	465,747
	Less: adjustment during the year	(622,861)	(445,747)
	Revolving Advance(Imprest)-Rev.	603,000	543,000
	Opening Balance	543,000	533,000
	Add : Paid during the year	2,989,868	2,160,665
	Less: adjustment during the year	(2,929,868)	(2,150,665)
6.02	Advance to Rajuk Employees	4,221,497	4,432,444
	House Building Advance	4,039,021	4,230,283
	Opening Balance	4,230,283	4,600,750
	Add : Paid during the year	74,956	84,900
	Less: adjustment during the year	(266,218)	(455,367)
	House Repairing Advance	182,475	202,160
	Opening Balance	202,160	233,845
	Add : Paid during the year	4,315	4,315
	Less: adjustment during the year	(24,000)	(36,000)



Note No.	Particulars	Amount in BDT	
		30-Jun-24	30-Jun-23
6.03	Others Advance	26,449,598	17,658,200
	Others Advance-Cap.	16,681,860	16,681,860
	Opening Balance	16,681,860	16,681,860
	Add : Paid during the year	-	-
	Less: adjustment during the year	-	-
	Others Advance-Rev.	9,767,738	976,340
	Opening Balance	976,340	18,007
	Add : Paid during the year	9,291,402	1,000,000
	Less: adjustment during the year	(500,004)	(41,667)
6.04	Advance against Expenses	267,287,462	188,716,647
	Advance against Expenses-Cap.	249,140,287	174,459,004
	Opening Balance	174,459,004	567,163,651
	Add : Paid during the year	272,770,530	3,675,364
	Less: adjustment during the year	(198,089,247)	(396,380,011)
	Advance against Expenses-Rev.	18,147,176	14,257,643
	Opening Balance	14,257,643	10,080,396
	Add : Paid during the year	58,401,922	57,402,680
	Less: adjustment during the year	(54,512,389)	(53,225,433)
6.05	Deposits	1,809,739	1,809,739
	Deposit To DCC-North	343,739	343,739
	Deposit To DPDC	1,466,000	1,466,000
6.06	Advance for Training	965,519	1,176,798
	Opening Balance	1,176,798	1,404,067
	Add : Paid during the year	-	-
	Less: adjustment during the year	(211,279)	(227,269)
7.00	Bank Balance (7.01+7.02)	1,311,855,776	2,594,869,970
7.01	Bank Balance - Cap. Fund (Details Annex-G)	880,534,590	1,954,995,937
	Bangladesh Bank	38,491,329	103,485,062
	Current A/C with Bank (GOB)	645,242	22,650,107
	F/C Account with Bank	352,102,328	262,843,210
	STD A/C with Bank	489,295,692	1,566,017,559
7.02	Bank Balance - Rev. Fund (Details Annex-H)	431,321,186	639,874,033
	Bangladesh Bank	191,805,864	129,862,975
	Savings A/C with Bank	14,022,238	9,844,298
	Current A/C with Bank (VAT)	96,997,534	38,702,538
	STD A/C with Bank	128,495,530	461,464,221
8.00	Bills Receivable From Others	3,237,451,793	3,202,329,562
	Opening Balance	3,202,329,562	3,167,440,882
	Add: Addition during the year	35,122,231	34,888,679
	Less: Adjustment during the year	-	-
9.00	ESCROW & P/L Account (9.01+9.02)	982,402,960	971,364,648
9.01	ESCROW Account-Cap	980,783,614	971,038,725
	Opening Balance	971,038,725	613,353,625
	Add: Addition during the year	42,541,912	964,822,572
	Less: Adjustment during the year	(32,797,022)	(607,137,472)



Note No.	Particulars	Amount in BDT	
		30-Jun-24	30-Jun-23
9.02	<u>P/L Account-Rev</u>	1,619,347	325,923
	Opening Balance	325,923	1,668,222
	Add: Addition during the year	20,000,000	15,000,000
	Less: Adjustment during the year	(18,706,577)	(16,342,299)
10.00	<u>Rent Receivable(Details Annex-I)</u>	18,841,951	18,992,008
	Opening Balance	18,992,008	19,292,008
	Add: Addition during the year	-	-
	Less: Realized during the year	(150,057)	(300,000)
11.00	<u>IT Deducted at Source & AIT (11.01+11.02+11.03+11.04)</u>	10,125,946,902	8,841,490,638
11.01	<u>Income Tax Deducted at Source-Rev. Fund</u>	1,128,110,314	952,968,522
	Opening Balance	952,968,522	816,554,282
	Add: Addition during the year	175,141,792	136,414,240
	Less: Adjustment during the year	-	-
11.02	<u>Tax Deducted at Source(Others)-Rev. Fund</u>	55,701,010	50,465,833
	Opening Balance	50,465,833	45,338,313
	Add: Addition during the year	5,235,177	5,127,520
	Less: Adjustment during the year	-	-
11.03	<u>Advance Income Tax Paid- Rev.</u>	5,812,580,787	5,212,580,787
	Opening Balance	5,212,580,787	4,512,389,866
	Add: Addition during the year	600,000,000	700,190,921
	Less: Adjustment during the year	-	-
11.04	<u>Income Tax Deducted at Source-Cap. Fund</u>	3,129,554,792	2,625,475,497
	Opening Balance	2,625,475,497	2,300,091,436
	Add: Addition during the year	504,079,295	325,984,060
	Less: Adjustment during the year	-	(600,000)
12.00	<u>Capital Fund</u>	181,537,357,907	161,819,430,285
	Sub Total	194,687,357,907	174,969,430,285
	Opening Balance	174,969,430,285	158,655,112,697
	Add : Land premium during the year	12,495,328,685	9,955,232,534
	Add : Flat premium during the year	4,741,793,119	4,148,503,473
	Add : Excess of income over expenditure	2,445,917,139	2,177,256,056
	Add : Prior Year Adjustment & DCC	34,888,679	33,325,526
12.01	<u>Deposit to GOB</u>	13,150,000,000	13,150,000,000
	Opening Balance	13,150,000,000	-
	Add : Deposit to BOB	-	13,150,000,000
	Add : Adjustment during the year	-	-
13.00	<u>Revenue Fund</u>	17,956,050,215	15,782,200,505
	Sub Total	30,306,050,215	28,132,200,505
	Opening Balance	28,132,200,505	26,155,255,689
	Add : Excess of income over expenditure	2,173,849,710	1,976,944,816
	Add : Adjustment during the year	-	-
13.01	<u>Deposit to GOB</u>	12,350,000,000	12,350,000,000
	Opening Balance	12,350,000,000	10,500,000,000
	Add : Deposit to BOB	-	1,850,000,000
	Add : Adjustment during the year	-	-



Note No.	Particulars	Amount in BOT	
		30 Jun 24	30 Jun 23
14.00	Grant from Govt.	149,849,733,260	137,600,294,838
	Opening Balance	137,600,294,838	126,618,081,318
	Add: Addition during the year Cap.	8,293,319,000	10,991,895,000
	Less: Adjustment during the year	(13,000,578)	(9,681,480)
15.00	Bills Payable to Others (Details Annex-J)	42,218,230	43,379,276
	Opening Balance	41,379,276	42,968,890
	Add: Addition during the year	31,500,631	16,750,359
	Less: Adjustment during the year	(32,664,577)	(16,339,973)
16.00	Earnest Money (Details Annex-K)	1,279,451,193	1,164,991,293
	Opening Balance	1,164,991,293	1,060,656,320
	Add: Earnest money received	806,898,582	340,467,000
	Less: Earnest money refunded & adjusted	(692,438,681)	(236,132,028)
17.00	Income Tax Payable (17.01+17.02+17.03)	2,774,308,706	1,955,883,250
17.01	Tax Deducted at Source- Cap. Fund	2,433,271	5,376,805
	Opening Balance	5,376,805	82,848,993
	Add: Tax deducted during the year	199,213,755	216,933,867
	Less: Tax deposited to Govt. Eschequer	(202,157,289)	(294,406,055)
17.02	Tax Deducted at Source- Rev. Fund	1,711,653	4,906,346
	Opening Balance	4,906,346	2,736,685
	Add: Tax deducted during the year	38,263,208	14,515,304
	Less: Tax deposited to Govt. Eschequer	(41,457,901)	(12,345,723)
17.03	Income Tax Provision - Rev. Fund	2,770,163,782	1,945,600,099
	Opening Balance	1,945,600,099	1,195,729,858
	Add: Provision during the year	824,563,683	749,870,241
	Less: Adjustment during the year	-	-
18.00	Liability for State Cheques (18.01 + 18.02)	17,866,029	17,866,029
18.01	Liability for State Cheques-Cap	15,896,870	15,896,870
	Opening Balance	15,896,870	15,996,870
	Add: Addition during the year	-	-
	Less: Paid during the year	-	(100,000)
18.02	Liability for State Cheques-Rev.	1,969,159	1,969,159
	Opening Balance	1,969,159	1,969,159
	Add: Addition during the year	-	1
	Less: Paid during the year	-	-
19.00	Provident Fund (19.01+19.02-19.03)	619,062,478	555,049,549
19.01	Opening Balance	555,049,549	490,155,759
19.02	Add: Addition during the year:	123,644,203	112,221,370
	CPF-Employees Contribution	30,240	57,861
	GPF Advance Deduction	1,104,468	1,211,996
	GPF-General Provident Fund	49,442,900	47,141,000
	GPF-Interest	73,057,523	63,801,873
	PVT-Prodeyo Vobishat Tahabil	9,072	8,640
19.03	Less: Adjusted during the year:	59,631,275	47,327,580
	CPF-Employees Contribution	30,240	57,861
	GPF-General Provident Fund	59,591,963	47,261,079
	PVT-Prodeyo Vobishat Tahabil	9,072	8,640



Note No.	Particulars	Amount in BDT	
		30-Jun-24	30-Jun-23
20.00	Security Deposit (20.01+20.02)	1,265,045,891	1,379,917,685
20.01	Security Deposit :Cap. Fund(Details Annex-L)	1,196,007,122	1,228,452,548
	Opening Balance	1,228,452,548	1,357,623,584
	Add: SD deducted from contractors bill	140,428,930	168,664,301
	Less: SD refunded to contractors	(172,874,356)	(297,835,337)
20.02	Security Deposit :Rev.Fund(Details Annex-M)	69,038,759	151,465,137
	Opening Balance	151,465,137	69,483,352
	Add: SD deducted from contractors bill	33,423,112	124,795,458
	Less: SD refunded to contractors	(115,849,490)	(42,813,673)
21.00	Value Added Tax Payable (21.01+21.02)	6,084,029	13,820,245
21.01	Value Added Tax Payable Cap. Fund	3,791,371	6,892,251
	Opening Balance	6,892,251	92,165,699
	Add: VAT deducted from contractors bill	222,248,384	239,073,824
	Less : VAT deposited to Govt. Exchequer	(225,349,264)	(324,347,272)
21.02	Value Added Tax Payable Rev. Fund	2,292,658	6,927,994
	Opening Balance	6,927,994	4,559,515
	Add: VAT deducted from contractors bill	62,401,418	30,535,813
	Less : VAT deposited to Govt. Exchequer	(67,036,754)	(28,167,334)
22.00	Others Fund & Liabilities(Details Annex-N)	20,445,285	16,793,389
	Opening Balance	16,793,389	13,887,924
	Add: Addition during the year	6,167,038	9,439,049
	Less : Adjustment during the year	(2,515,142)	(6,533,583)
23.00	Contractors/Suppliers Bill Payable (23.01+23.02)	63,444,843	125,390,704
23.01	Contractors/Suppliers Bill Payable Cap.(Details Annex-O)	54,577,547	88,717,674
	Opening Balance	88,717,674	991,416,976
	Add: Bill charged for the year	2,319,391,301	2,524,561,372
	Less : Bill paid for during the year	(2,353,531,428)	(3,427,260,674)
23.02	Contractors/Suppliers Bill Payable-Rev.(Details Annex-P)	8,867,296	36,673,030
	Opening Balance	36,673,030	29,166,864
	Add: Bill charged for the year	546,185,001	257,167,791
	Less : Bill paid for during the year	(573,990,735)	(249,661,625)
24.00	Collection of VAT against Fees	97,045,733	38,747,922
	Opening Balance	38,747,922	47,727,598
	Add: Addition during the year	558,880,829	377,391,235
	Less : Adjustment during the year	(500,583,018)	(386,370,911)
25.00	Utilities Bills Payable	3,028,256	163,748,039
	Opening Balance	163,748,039	1,918,352
	Add: Bill charged for the year	46,494,420	208,327,205
	Less : Bill paid for during the year	(207,214,204)	(46,497,518)
26.00	Salary Tax Payable	34,272	40,254
	Opening Balance	40,254	51,360
	Add: Addition during the year	1,841,807	2,666,453
	Less : Adjustment during the year	(1,847,789)	(2,677,559)



Note No.	Particulars	Amount in BDT	
		30-Jun-24	30-Jun-23
27.00	Salary Payable (27.01+27.02)	6,449,528	5,908,922
27.01	Salary Payable-Rev.	4,392,227	5,147,018
	Opening Balance	5,147,018	13,143,743
	Add: Bill charged for the year	569,900,425	452,430,968
	Less : Bill paid for during the year	(570,655,216)	(460,427,693)
27.02	Salary Payable-Cap.	2,057,301	761,904
	Opening Balance	761,904	3,734,757
	Add: Bill charged for the year	87,713,633	38,073,421
	Less : Bill paid for during the year	(86,418,236)	(41,046,274)
28.00	Sundry Creditors	13,959,909	14,131,341
	Accounts Officer, National Identity Reg. Division	5,120	4,379
	Bangladesh-China Friendship Exhibition Center-DW	10,000,000	10,000,000
	Dhaka North City Corporation	651,636	651,636
	Dr.Md. Sariful Islam	3,600	3,600
	E M From M/S Alam & Co	58,000	58,000
	E M From M/S Salam & Brothers	1,700,000	1,700,000
	Earnest Money From Impress Telefilm Ltd	1,000,220	1,000,220
	Haji Hashem Trade Center, N. Gonj (Zonal Office Rent)	-	129,200
	M.M.Ahasan Jamil	1,800	1,800
	Major Eng.Sumshuddin Ahmed Chowdhury	3,600	3,600
	Md. Asraful Islam	3,600	3,600
	Md. Mojahidul Islam	3,600	3,600
	Md. Mozaffor Uddin	5,400	5,400
	Md. Shahjahan-Executive Engineer	514,031	514,031
	Mokbul Hasan, N Gonj(Zonal Office Rent)	-	43,833
	Mr. Uzzal Mollik	3,600	3,600
	Mr.A S M Raihanul Ferdous	5,400	5,400
	Stamp Duty (1162101)	300	(560)
	United Delcot Water Ltd	2	2
29.00	Interest Income-Rev. Rund	908,454,458	844,762,326
	Interest Income (FDR)-Rev.	900,223,430	829,132,325
	Interest on House Building Loan	74,956	84,900
	Interest on House Repairing Loan	4,315	4,315
	Interest on STD Account	8,151,757	15,540,786
30.00	Fuel & Lubricant	16,200,623	15,949,334
	Fuel & Lubricant-Light Vehicle	15,250,398	14,817,522
	Fuel & Lubricant-Motor Cycle	950,225	1,131,812
31.00	Repairing & Maint.	141,119,146	106,839,435
	Repair & Maint.-Light Vehicle	8,033,370	10,328,421
	Repair& Maint. of Building	60,667,048	68,842,230
	Repair& Maint. of Lift & Electrical Equipment	3,057,727	4,381,474
	Repair. & Maint.- Heavy Vehicle & Equipments	21,379,756	17,861,437
	Repair. & Maint.-Office Equipment & computer	2,473,330	1,046,410
	Repair. & Maint.-Road & Construction	45,507,915	4,379,463



Note No.	Particulars	Amount in BDT	
		30-Jun-24	30-Jun-23
32.00	Salary & Allownces	581,253,226	496,583,638
	Banqla New Year Festival Allowance	5,487,042	5,275,745
	Basic Salary-Grade-10	68,482,022	55,892,040
	Basic Salary-Grade-11-20	156,545,432	158,384,895
	Basic Salary-Grade-1-5	36,410,223	32,502,533
	Basic Salary-Grade-6-9	79,214,891	57,201,729
	Car Maint.Allownce (Deputation Officer)	3,750,000	4,861,290
	Charge Allowance	1,208,950	1,074,238
	Conveyance Allowance	2,499,064	2,583,496
	Dearness Allowance	124,590	59,478
	Educational Allowance	7,687,700	7,442,280
	Entertainment Allowance	41,400	47,800
	House Rent-Rajuk Employee	143,192,272	126,353,914
	Medical Allownce-Rajuk Employee	22,676,713	20,358,815
	Overtime	9,994,457	10,283,467
	Salary & Allownces- Arrear-Officer	1,290,042	734,000
	Salary-Out Sourcing	22,119,047	11,398,919
	Salary-Rental Basis	18,488,639	-
	Tiffin Allowance	1,674,218	1,739,463
	Traveling Allowance	5,700	2,400
	Washing Allowance	360,824	387,136
33.00	Scheme Expenses-Revenue Fund	191,138,643	55,211,514
	Bldg. Road & Infr. Within Rajuk Area	-	27,712,799
	Detailed Area Plan- DAP-2016-2035	35,343,130	25,372,314
	Feasibility Study, Survey, Drawing Design & Planning	5,480,144	1,668,634
	Gulshan Banani Baridhara Lake Dev. Project	495,074	457,767
	Park/Playground prepare & Maint.	149,820,295	-
34.00	Interest Income-Cap. Fund	2,500,215,671	2,208,447,501
	Interest on ESCROW A/C-Cap.	42,306,742	29,399,374
	Interest on F/C A/C	8,429	-
	Interest on FDR-Cap.	2,426,620,778	2,148,452,057
	Interest on STD-Cap.	31,279,723	30,596,069



RAJDHANI UNNAYAN KATRIPAKKHA
SCHEDULE OF FIXED ASSETS
 For the year end 30 June, 2024

Sl. No.	Particulars	Balance as on 01.07. 2023		COST		Total as on 30th June 2024	Depreciation Rate	As on 01 July 2023	DEPRECIATION		Total as on 30th June 2024	Written Down Value as at 30th June 2024
		Disposed during the year	Addition during the year	Charged during the year	As on 30th June 2024							
1	Building & Building Alteration & Modification	289,721,919	15,176,553	-	304,898,472	104,877,564	2.50	4,810,816	109,688,379	0	195,210,092	
2	Maintained Green Building at Mohalibail	55,386,607	-	-	55,386,607	0	-	0	0	0	55,386,607	
3	Regional Office Building	32,284,622	15,358,045	-	47,642,667	7,777,655	2.50	1,166,090,771	29,191,803	8,582,305	905,000,654	
4	Staff Quarters	375,480,428	798,892,800	-	1,094,373,228	48,675,815	5.00	4,199,972	52,875,787	73,125,685	2,995,400	
5	Furniture & Fixture	111,349,231	14,652,241	-	126,001,472	24,286,899	6.00	6,087,305	154,324,209	31,562,970	1,088,064	
6	Heavy Vehicles	76,862,765	-	-	76,862,765	148,256,903	20.00	10,248,203	134,749,271	68,942,365	71,586	
7	Light Vehicles	171,299,679	14,587,500	-	185,887,179	124,700,518	5.00	421,144	37,055,242	1,088,064	1,088,064	
8	Office Equipment & Computer	179,792,151	23,799,434	-	203,591,585	30,934,346	10.00	2,194,878	12,653,144	1,504,442	1,504,442	
9	Boundary Wall	496,497	-	-	496,497	12,187,054	15.00	283,493	17,790,725	12,437,639	2,531,663	
10	Mechinery	38,143,306	-	-	38,143,306	15,600,847	15.00	6,482,858	8,832,953	2,531,663	2,531,663	
11	Electric Sub-station	14,157,586	-	-	14,157,586	2,336,764	20.00	7,443,061	3,180,894	8,220,815	8,220,815	
12	Electrical Mechanical Equipment	30,233,364	-	-	30,233,364	68,052,499	20.00	7,443,061	16,425,971	51,838,205	51,838,205	
13	LIFT for RAJUR's Bhudan	9,484,614	-	-	9,484,614	68,052,499	20.00	7,443,061	16,425,971	51,838,205	51,838,205	
14	CCTV, Solar & PABX System	5,713,117	1,060,532	-	6,773,649	68,052,499	20.00	7,443,061	16,425,971	51,838,205	51,838,205	
15	Software Purchase & Renewal	36,451,041	31,813,135	-	68,264,176	68,052,499	20.00	7,443,061	16,425,971	51,838,205	51,838,205	
	Total Totals	1,426,954,937	825,908,300	-	2,252,823,237	736,052,499		68,052,499	804,738,678	1,448,085,559		



Rajdhani Unnayan Karttripakkha
Statement of FDR-Capital Fund
As on 30 June 2024

Annexure-B

Name of Bank, Branch & FDR No.	Opening Balance	Investment During the Year	Encashment During the Year	Closing Balance
A. FDR at Govt. Bank-Cap				
FDR at Agrani Bank, Islampur Road Branch	250,000,000.00	-	-	250,000,000.00
FD No. 0082461-ABL	250,000,000.00	-	-	250,000,000.00
FDR at Agrani Bank Ltd, Nawabpur Br.	200,000,000.00	-	-	200,000,000.00
FD No. 0510990-ABL	200,000,000.00	-	-	200,000,000.00
FDR at Agrani Bank Ltd, Rampura Br.	100,000,000.00	100,000,000.00	-	200,000,000.00
FD No. 0174519-ABL	-	100,000,000.00	-	100,000,000.00
FD No. 0994166-ABL	100,000,000.00	-	-	100,000,000.00
FDR at Agrani Bank, Mouchak Branch	200,000,000.00	-	-	200,000,000.00
FD No. 0576893-ABL	200,000,000.00	-	-	200,000,000.00
FDR at Agrani Bank, Rajuk Bhaban Branch	4,050,000,000.00	1,750,000,000.00	-	5,800,000,000.00
FD No. 0003026-ABL	50,000,000.00	-	-	50,000,000.00
FD No. 0003049-ABL	100,000,000.00	-	-	100,000,000.00
FD No. 0003083-ABL	-	300,000,000.00	-	300,000,000.00
FD No. 0003091-ABL	-	300,000,000.00	-	300,000,000.00
FD No. 0003096-ABL	-	250,000,000.00	-	250,000,000.00
FD No. 0003099-ABL	-	100,000,000.00	-	100,000,000.00
FD No. 0067932-ABL	400,000,000.00	-	-	400,000,000.00
FD No. 0067957-ABL	100,000,000.00	-	-	100,000,000.00
FD No. 0163208-ABL	150,000,000.00	-	-	150,000,000.00
FD No. 0163222-ABL	150,000,000.00	-	-	150,000,000.00
FD No. 0163257-ABL	100,000,000.00	-	-	100,000,000.00
FD No. 0163258-ABL	200,000,000.00	-	-	200,000,000.00
FD No. 0163259-ABL	300,000,000.00	-	-	300,000,000.00
FD No. 0163296-ABL	1,000,000,000.00	-	-	1,000,000,000.00
FD No. 0163297-ABL	1,000,000,000.00	-	-	1,000,000,000.00
FD No. 0163300-ABL	500,000,000.00	-	-	500,000,000.00
FD No. 0281904-ABL	-	800,000,000.00	-	800,000,000.00
FDR at Bangladesh Development Bank Ltd, Principal B	-	100,000,000.00	-	100,000,000.00
FD No. 0017513-BOBL	-	50,000,000.00	-	50,000,000.00
FD No. 0015787-BOBL	-	50,000,000.00	-	50,000,000.00
FDR at BASIC Bank, Babu Bazar Branch	285,000,000.00	-	-	285,000,000.00
FD No. 031380-BASIC	5,000,000.00	-	-	5,000,000.00
FD No. 031477-BASIC	30,000,000.00	-	-	30,000,000.00
FD No. 031492-BBL	100,000,000.00	-	-	100,000,000.00
FD No. 031495-BBL	50,000,000.00	-	-	50,000,000.00
FD No. 052048-BASIC	50,000,000.00	-	-	50,000,000.00
FD No. 117183-BASIC	50,000,000.00	-	-	50,000,000.00
FDR at BASIC Bank, Banani Branch	100,000,000.00	-	-	100,000,000.00
FD No. 062900-BASIC	20,000,000.00	-	-	20,000,000.00
FD No. 062936-BBL	80,000,000.00	-	-	80,000,000.00
FDR at BASIC Bank, Bangshal Branch	150,000,000.00	-	-	150,000,000.00
FD No. 022950-BASIC	100,000,000.00	-	-	100,000,000.00
FD No. 085026-BASIC	50,000,000.00	-	-	50,000,000.00
FDR at BASIC Bank, Basundhara Branch	600,000,000.00	-	-	600,000,000.00
FD No. 094580-BASIC	150,000,000.00	-	-	150,000,000.00
FD No. 094656-BASIC	50,000,000.00	-	-	50,000,000.00
FD No. 095816-BASIC	150,000,000.00	-	-	150,000,000.00
FD No. 095895-BASIC	250,000,000.00	-	-	250,000,000.00
FDR at BASIC Bank, Dhanmondi Branch	400,000,000.00	-	-	400,000,000.00
FD No. 055599-BASIC	200,000,000.00	-	-	200,000,000.00
FD No. 055847-BASIC	200,000,000.00	-	-	200,000,000.00
FDR at Basic Bank, Dilkusha Branch	150,000,000.00	-	-	150,000,000.00
FD No. 018706-BBL	100,000,000.00	-	-	100,000,000.00
FD No. 087197-BASIC	50,000,000.00	-	-	50,000,000.00
FDR at BASIC Bank, Gulshan Branch	300,000,000.00	-	-	300,000,000.00
FD No. 060189-BASIC	100,000,000.00	-	-	100,000,000.00
FD No. 082210-BASIC	200,000,000.00	-	-	200,000,000.00
FDR at BASIC Bank, Kawran Bazar Branch	480,000,000.00	-	-	480,000,000.00
FD No. 041440-BBL	80,000,000.00	-	-	80,000,000.00
FD No. 058601-BASIC	150,000,000.00	-	-	150,000,000.00
FD No. 058747-BASIC	250,000,000.00	-	-	250,000,000.00
FDR at Basic Bank Ltd, Shamoli Br.	230,000,000.00	-	-	230,000,000.00
FD No. 041884-BBL	80,000,000.00	-	-	80,000,000.00
FD No. 094982-BASIC	150,000,000.00	-	-	150,000,000.00
FDR at Basic Bank, Mirpur Br.	50,000,000.00	-	-	50,000,000.00
FD No. 079569-BASIC	50,000,000.00	-	-	50,000,000.00
FDR at BASIC Bank, Motijheel Main Branch	50,000,000.00	-	-	50,000,000.00
FD No. 204043-BASIC	50,000,000.00	-	-	50,000,000.00
FDR at BASIC Bank, Moulavi Bazar Branch	200,000,000.00	-	-	200,000,000.00
FD No. 006414-BBL	100,000,000.00	-	-	100,000,000.00
FD No. 006416-BBL	50,000,000.00	-	-	50,000,000.00
FD No. 006493-BBL	50,000,000.00	-	-	50,000,000.00
FDR at BASIC Bank, Shantinagar Branch	400,000,000.00	-	-	400,000,000.00
FD No. 029578-BBL	100,000,000.00	-	-	100,000,000.00
FD No. 110383-BASIC	200,000,000.00	-	-	200,000,000.00
FD No. 209783-BASIC	100,000,000.00	-	-	100,000,000.00



Name of Bank, Branch & FDR No.	Opening Balance	Investment During the Year	Encashment During the Year	Closing Balance
FDR at BKB, Badda Branch	50,000,000.00	-	-	50,000,000.00
FD No. 583546-BKB	20,000,000.00	-	-	20,000,000.00
FD No. 583556-BKB	30,000,000.00	-	-	30,000,000.00
FDR at BKB, Banani Branch	30,000,000.00	-	-	30,000,000.00
FD No. 609009-BKB	30,000,000.00	-	-	30,000,000.00
FDR at BKB, Chalk Bazar Branch	30,000,000.00	-	-	30,000,000.00
FD No. 509661-BKB	30,000,000.00	-	-	30,000,000.00
FDR at BKB, Forashgonj Branch	95,000,000.00	-	-	95,000,000.00
FD No. 566912-BKB	25,000,000.00	-	-	25,000,000.00
FD No. 566982-BKB	50,000,000.00	-	-	50,000,000.00
FD No. 630856-BKB	20,000,000.00	-	-	20,000,000.00
FDR at BKB, Khamar Bari Branch	30,000,000.00	-	-	30,000,000.00
FD No. 584445-BKB	30,000,000.00	-	-	30,000,000.00
FDR at BKB, Local Office	130,000,000.00	150,000,000.00	-	280,000,000.00
FD No. 514182-BKB	30,000,000.00	-	-	30,000,000.00
FD No. 675807-BKB	100,000,000.00	-	-	100,000,000.00
FD No. 710294-BKB	-	150,000,000.00	-	150,000,000.00
FDR at BKB, Mirpur Branch	50,000,000.00	-	-	50,000,000.00
FD No. 583958-BKB	50,000,000.00	-	-	50,000,000.00
FDR at BKB, Shamoli Branch	40,000,000.00	-	-	40,000,000.00
FD No. 584972-BKB	40,000,000.00	-	-	40,000,000.00
FDR at BKB, Training Institute Branch	100,000,000.00	-	-	100,000,000.00
FD No. 584151-BKB	50,000,000.00	-	-	50,000,000.00
FD No. 610753-BKB	50,000,000.00	-	-	50,000,000.00
FDR at BKB-Uttara Branch	100,000,000.00	-	-	100,000,000.00
FD No. 438815-BKB	100,000,000.00	-	-	100,000,000.00
FDR at Janata Bank, Alu Bazar Br.	-	50,000,000.00	-	50,000,000.00
FD No. 0931025-JBL	-	50,000,000.00	-	50,000,000.00
FDR at Janata Bank, Dilikusha Corp. Branch	70,000,000.00	-	-	70,000,000.00
FD No. 313488-JBL	70,000,000.00	-	-	70,000,000.00
FDR at Janata Bank, English Road Br.	-	50,000,000.00	-	50,000,000.00
FD No. 0937757-JBL	-	50,000,000.00	-	50,000,000.00
FDR at Janata Bank, Green Road Branch	70,000,000.00	-	-	70,000,000.00
FD No. 233134-JBL	70,000,000.00	-	-	70,000,000.00
FDR at Janata Bank, Islampur Br.	-	50,000,000.00	-	50,000,000.00
FD No. 0871030-JBL	-	50,000,000.00	-	50,000,000.00
FDR at Janata Bank, Kamlapur Branch	50,000,000.00	-	-	50,000,000.00
FD No. 291166-JBL	50,000,000.00	-	-	50,000,000.00
FDR at Janata Bank Ltd, Kaptan Bazar Br.	50,000,000.00	-	-	50,000,000.00
FD No. 0864346-JBL	50,000,000.00	-	-	50,000,000.00
FDR at Janata Bank Ltd, Local Office	450,000,000.00	-	-	450,000,000.00
FD No. 0660158-JBL	300,000,000.00	-	-	300,000,000.00
FD No. 0660408-JBL	150,000,000.00	-	-	150,000,000.00
FDR at Janata Bank, Mohakhali Branch	150,000,000.00	-	-	150,000,000.00
FD No. 283713-JBL	50,000,000.00	-	-	50,000,000.00
FD No. 283985-JBL	50,000,000.00	-	-	50,000,000.00
FD No. 284125-JBL	50,000,000.00	-	-	50,000,000.00
FDR at Janata Bank, Motijheel Corp. Branch	40,000,000.00	-	-	40,000,000.00
FD No. 386326-JBL	40,000,000.00	-	-	40,000,000.00
FDR at Janata Bank, New Market Branch	70,000,000.00	-	-	70,000,000.00
FD No. 332123-JBL	70,000,000.00	-	-	70,000,000.00
FDR at Janata Bank, Rajuk Bhaban Branch	7,790,000,000.00	4,050,000,000.00	-	11,840,000,000.00
FD No. 0050600-JBL	200,000,000.00	-	-	200,000,000.00
FD No. 0550517-JBL	250,000,000.00	-	-	250,000,000.00
FD No. 0550536-JBL	500,000,000.00	-	-	500,000,000.00
FD No. 0550599-JBL	200,000,000.00	-	-	200,000,000.00
FD No. 0550603-JBL	300,000,000.00	-	-	300,000,000.00
FD No. 0550614-JBL	400,000,000.00	-	-	400,000,000.00
FD No. 0550615-JBL	400,000,000.00	-	-	400,000,000.00
FD No. 0550618-JBL	450,000,000.00	-	-	450,000,000.00
FD No. 0550638-JBL	1,000,000,000.00	-	-	1,000,000,000.00
FD No. 0550639-JBL	1,000,000,000.00	-	-	1,000,000,000.00
FD No. 0550640-JBL	500,000,000.00	-	-	500,000,000.00
FD No. 0550658-JBL	200,000,000.00	-	-	200,000,000.00
FD No. 0550699-JBL	400,000,000.00	-	-	400,000,000.00
FD No. 0997077-JBL	-	500,000,000.00	-	500,000,000.00
FD No. 1000211-JBL	-	700,000,000.00	-	700,000,000.00
FD No. 1000236-JBL	-	650,000,000.00	-	650,000,000.00
FD No. 1000238-JBL	-	200,000,000.00	-	200,000,000.00
FD No. 1000260-JBL	-	2,000,000,000.00	-	2,000,000,000.00
FD No. 127113-JBL	60,000,000.00	-	-	60,000,000.00
FD No. 127114-JBL	50,000,000.00	-	-	50,000,000.00
FD No. 127202-JBL	100,000,000.00	-	-	100,000,000.00
FD No. 127203-JBL	200,000,000.00	-	-	200,000,000.00
FD No. 127204-JBL	50,000,000.00	-	-	50,000,000.00
FD No. 127356-JBL	50,000,000.00	-	-	50,000,000.00
FD No. 127358-JBL	200,000,000.00	-	-	200,000,000.00
FD No. 127429-JBL	160,000,000.00	-	-	160,000,000.00
FD No. 127468-JBL	140,000,000.00	-	-	140,000,000.00



Name of Bank, Branch & FDR No.	Opening Balance	Investment During the Year	Encashment During the Year	Closing Balance
FD No. 347066-JBL	500,000,000.00	-	-	500,000,000.00
FD No. 347112-JBL	100,000,000.00	-	-	100,000,000.00
FD No. 347218-JBL	80,000,000.00	-	-	80,000,000.00
FD No. 347256-JBL	50,000,000.00	-	-	50,000,000.00
FD No. 55009417-JBL	250,000,000.00	-	-	250,000,000.00
FDR at Janata Bank, Ramna Corp. Branch	350,000,000.00	-	-	350,000,000.00
FD No. 386969-JBL	350,000,000.00	-	-	350,000,000.00
FDR at Janata Bank, Shamoli Branch	70,000,000.00	-	-	70,000,000.00
FD No. 330389-JBL	70,000,000.00	-	-	70,000,000.00
FDR at Janata Bank, Sher E Bangla Nagar Branch	100,000,000.00	-	-	100,000,000.00
FD No. 0669332-JBL	100,000,000.00	-	-	100,000,000.00
FDR at Janata Bank, Uttara Model Town Branch	-	50,000,000.00	-	50,000,000.00
FD No. 1107744-JBL	-	50,000,000.00	-	50,000,000.00
FDR at Janata Bank, Zero Point Branch	20,000,000.00	-	-	20,000,000.00
FD No. 213217-JBL	20,000,000.00	-	-	20,000,000.00
FDR at RAKUB, Motijheel Branch	180,000,000.00	150,000,000.00	-	330,000,000.00
FD No. 070540-RKBL	50,000,000.00	-	-	50,000,000.00
FD No. 070601-RAKUB	30,000,000.00	-	-	30,000,000.00
FD No. 161223-RAKUB	100,000,000.00	-	-	100,000,000.00
FD No. 161686-RAKUB	-	100,000,000.00	-	100,000,000.00
FD No. 161693-RAKUB	-	50,000,000.00	-	50,000,000.00
FDR at Rupali Bank, B B Avenue Br.	300,000,000.00	250,000,000.00	-	550,000,000.00
FD No. 0375632-RBL	-	250,000,000.00	-	250,000,000.00
FD No. 472832-RBL	100,000,000.00	-	-	100,000,000.00
FD No. 472841-RBL	200,000,000.00	-	-	200,000,000.00
FDR at Rupali Bank-Islampur Br.	-	100,000,000.00	-	100,000,000.00
FD No. 0423926-RBL	-	100,000,000.00	-	100,000,000.00
FDR at Rupali Bank, Local Office, Dilkusha	200,000,000.00	-	-	200,000,000.00
FD No. 003688-RBL	200,000,000.00	-	-	200,000,000.00
FDR at Rupali Bank Ltd, Chalkbazar Br.	200,000,000.00	-	-	200,000,000.00
FD No. 039362-RBL	200,000,000.00	-	-	200,000,000.00
FDR at Rupali Bank Ltd, Naya Palton Br.	400,000,000.00	-	-	400,000,000.00
FD No. 006353-RBL	150,000,000.00	-	-	150,000,000.00
FD No. 006384-RBL	250,000,000.00	-	-	250,000,000.00
FDR at Rupali Bank, Mitfort Branch	220,000,000.00	-	-	220,000,000.00
FD No. 035347-RBL	200,000,000.00	-	-	200,000,000.00
FD No. 311881-RBL	20,000,000.00	-	-	20,000,000.00
FDR at Rupali Bank, Mohila Branch	700,000,000.00	200,000,000.00	-	900,000,000.00
FD No. 007238-RBL	50,000,000.00	-	-	50,000,000.00
FD No. 007338-RBL	400,000,000.00	-	-	400,000,000.00
FD No. 007428-RBL	250,000,000.00	-	-	250,000,000.00
FD No. 0426869-RBL	-	200,000,000.00	-	200,000,000.00
FDR at Sonali Bank, Rajuk Bhaban Branch	1,600,000,000.00	1,120,000,000.00	-	2,720,000,000.00
FD No. 0031025-SBL	100,000,000.00	-	-	100,000,000.00
FD No. 0031048-SBL	300,000,000.00	-	-	300,000,000.00
FD No. 0031180-SBL	100,000,000.00	-	-	100,000,000.00
FD No. 0164078-SBL	100,000,000.00	-	-	100,000,000.00
FD No. 0759017-SBL	300,000,000.00	-	-	300,000,000.00
FD No. 0759061-SBL	200,000,000.00	-	-	200,000,000.00
FD No. 0759062-SBL	200,000,000.00	-	-	200,000,000.00
FD No. 0919922-SBL	200,000,000.00	-	-	200,000,000.00
FD No. 0919947-SBL	50,000,000.00	-	-	50,000,000.00
FD No. 1069336-SBL	-	300,000,000.00	-	300,000,000.00
FD No. 1069345-SBL	-	800,000,000.00	-	800,000,000.00
FD No. 1091769-SBL	50,000,000.00	-	-	50,000,000.00
FDR at Sonali Bank, Wage Earners Branch	50,000,000.00	-	-	50,000,000.00
FD No. 0311508-SBL	50,000,000.00	-	-	50,000,000.00
A. Total	21,980,000,000.00	8,150,000,000.00	-	30,130,000,000.00
B. FDR at Pvt. Bank-Cap.				
FDR at AB Bank Ltd, Elephant Road Branch	50,000,000.00	-	-	50,000,000.00
FD No. 3472597-ABBL	50,000,000.00	-	-	50,000,000.00
FDR at A B Bank Ltd, Imamgonj Br	50,000,000.00	-	-	50,000,000.00
FD No. 3428447-ABBL	50,000,000.00	-	-	50,000,000.00
FDR at Al Arafah Islami Bank, HO Corp. Br.	-	50,000,000.00	-	50,000,000.00
FD No. 1069344-AAIBL	-	50,000,000.00	-	50,000,000.00
FDR at Al Arafah Islami Bank, Gulshan Link Rd. Br.	-	100,000,000.00	-	100,000,000.00
FD No. 1311016-AAIBL	-	50,000,000.00	-	50,000,000.00
FD No. 1311075-AAIBL	-	50,000,000.00	-	50,000,000.00
FDR at Al-Arafah Islami Bank Ltd, Motijheel Branch	-	50,000,000.00	-	50,000,000.00
FD No. 1292438-AAIBL	-	50,000,000.00	-	50,000,000.00
FDR at Bank Al-Falah, Motijheel Branch	-	100,000,000.00	-	100,000,000.00
FD No. 0016758-BAFL	-	50,000,000.00	-	50,000,000.00
FD No. 016340-BAFL	-	50,000,000.00	-	50,000,000.00
FDR at Brac Bank Ltd, Dhanmondi Br.	-	50,000,000.00	-	50,000,000.00
FD No. 3013756780007-BBL	-	50,000,000.00	-	50,000,000.00
FDR at Brac Bank Ltd, Gulistan Branch	-	50,000,000.00	-	50,000,000.00
FD No. 3013756780004-BBL	-	50,000,000.00	-	50,000,000.00



Name of Bank, Branch & FDR No.	Opening Balance	Investment During the Year	Encashment During the Year	Closing Balance
FDR at Brac Bank Ltd, Head Office	-	50,000,000.00	-	50,000,000.00
FD No. 3013756980011-BRAC	-	50,000,000.00	-	50,000,000.00
FDR at Brac Bank Ltd, Motijheel Branch	-	50,000,000.00	-	50,000,000.00
FD No. 3013756780006-BBL	-	50,000,000.00	-	50,000,000.00
FDR at Brac Bank Ltd, Tongi Br.	-	100,000,000.00	-	100,000,000.00
FD No. 3013756780005-BBL	-	50,000,000.00	-	50,000,000.00
FD No. 3013756780009-Brac	-	50,000,000.00	-	50,000,000.00
FDR at Brac Bank, R K Missin Road Br	-	100,000,000.00	-	100,000,000.00
FD No. 3013756780013-BRAC	-	100,000,000.00	-	100,000,000.00
FDR at Brac Bank, Satmosjid Road Br.	-	150,000,000.00	-	150,000,000.00
FD No. 089078-Brac	-	50,000,000.00	-	50,000,000.00
FD No. 3013756780012-BRAC	-	100,000,000.00	-	100,000,000.00
FDR at Brac Bank, Shantinagar Br.	-	100,000,000.00	-	100,000,000.00
FD No. 089102-BRAC	-	100,000,000.00	-	100,000,000.00
FDR at City Bank Ltd, Imamgonj Br.	-	50,000,000.00	-	50,000,000.00
FD No. 4301340032001-TCBL	-	50,000,000.00	-	50,000,000.00
FDR at Eastern Bank, Dhanmondi Br.	-	100,000,000.00	-	100,000,000.00
FD No. 0001395-EBL	-	100,000,000.00	-	100,000,000.00
FDR at Exim Bank-Dhanmondi Br.	-	50,000,000.00	-	50,000,000.00
FD No. 1240820-Exim	-	50,000,000.00	-	50,000,000.00
FDR at Exim Bank Ltd, Banani Br.	-	150,000,000.00	-	150,000,000.00
FD No. 1275322-Exim	-	50,000,000.00	-	50,000,000.00
FD No. 1275511-Exim	-	100,000,000.00	-	100,000,000.00
FDR at Exim Bank Ltd, Imamgong Branch	50,000,000.00	-	-	50,000,000.00
FD No. 0702882-EXIM	50,000,000.00	-	-	50,000,000.00
FDR at Exim Bank Ltd, Kawran Bazar Br.	150,000,000.00	100,000,000.00	-	250,000,000.00
FD No. 0851408-EXIM	150,000,000.00	-	-	150,000,000.00
FD No. 1321245-Exim	-	100,000,000.00	-	100,000,000.00
FDR at EXIM Bank Ltd, Keranigonj Br.	50,000,000.00	-	-	50,000,000.00
FD No. 0701454-EXIM	50,000,000.00	-	-	50,000,000.00
FDR at Exim Bank Ltd, Mirpur Branch	50,000,000.00	-	-	50,000,000.00
FD No. 1129137-Exim	50,000,000.00	-	-	50,000,000.00
FDR at Exim Bank Ltd, Motijheel Branch	100,000,000.00	100,000,000.00	-	200,000,000.00
FD No. 0535937-EBL	50,000,000.00	-	-	50,000,000.00
FD No. 0612229-EXIM	50,000,000.00	-	-	50,000,000.00
FD No. 1218159-Exim	-	100,000,000.00	-	100,000,000.00
FDR at Exim Bank Ltd, Palton Branch	120,000,000.00	150,000,000.00	-	270,000,000.00
FD No. 0513445-EBL	50,000,000.00	-	-	50,000,000.00
FD No. 083549-EBL	20,000,000.00	-	-	20,000,000.00
FD No. 1043567-Exim	50,000,000.00	-	-	50,000,000.00
FD No. 1260084-EXIM	-	100,000,000.00	-	100,000,000.00
FD No. 1260413-Exim	-	50,000,000.00	-	50,000,000.00
FDR at Exim Bank Ltd, Rajuk Avenue Branch	-	50,000,000.00	-	50,000,000.00
FD No. 1204774-EXIM	-	50,000,000.00	-	50,000,000.00
FDR at Exim Bank Ltd, Ring Road Br.	50,000,000.00	-	-	50,000,000.00
FD No. 0617638-EXIM	50,000,000.00	-	-	50,000,000.00
FDR at Exim Bank Ltd, Satarkul Branch	50,000,000.00	50,000,000.00	-	100,000,000.00
FD No. 1121373-Exim	50,000,000.00	-	-	50,000,000.00
FD No. 1158541-Exim	-	50,000,000.00	-	50,000,000.00
FDR at Exim Bank Ltd, Satmosjid Road, Dhanmondi Br	50,000,000.00	-	-	50,000,000.00
FD No. 1075627-Exim	50,000,000.00	-	-	50,000,000.00
FDR at First Security Bank, Bangshal Branch	50,000,000.00	-	-	50,000,000.00
FD No. 1227716-FSIBL	50,000,000.00	-	-	50,000,000.00
FDR at First Security Bank, Basaboo Branch	50,000,000.00	-	-	50,000,000.00
FD No. 0884489-FSIBL	50,000,000.00	-	-	50,000,000.00
FDR at First Security Bank, Dilkusha Branch	250,000,000.00	-	-	250,000,000.00
FD No. 0781399-FSIBL	100,000,000.00	-	-	100,000,000.00
FD No. 1387523-FSIBL	150,000,000.00	-	-	150,000,000.00
FDR at First Security Bank, Gulshan Branch	100,000,000.00	50,000,000.00	-	150,000,000.00
FD No. 1400909-FSIBL	100,000,000.00	-	-	100,000,000.00
FD No. 2142118-FSIBL	-	50,000,000.00	-	50,000,000.00
FDR at First Security Bank, Malibag Branch	350,000,000.00	-	-	350,000,000.00
FD No. 0833477-FSIBL	50,000,000.00	-	-	50,000,000.00
FD No. 0936680-FSIBL	50,000,000.00	-	-	50,000,000.00
FD No. 0937184-FSIBL	50,000,000.00	-	-	50,000,000.00
FD No. 1056201-FSIBL	50,000,000.00	-	-	50,000,000.00
FD No. 1189009-FSIBL	50,000,000.00	-	-	50,000,000.00
FD No. 1513724-FSIBL	100,000,000.00	-	-	100,000,000.00
FDR at First Security Bank, Mirpur Branch	-	50,000,000.00	-	50,000,000.00
FD No. 2132595-FSIBL	-	50,000,000.00	-	50,000,000.00
FDR at First Security Bank, Shamoli Br.	80,000,000.00	-	-	80,000,000.00
FD No. 0868088-FSIBL	80,000,000.00	-	-	80,000,000.00
FDR at First Security Bank, Tophkana Road Branch	50,000,000.00	50,000,000.00	-	100,000,000.00
FD No. 1333350-FSIBL	50,000,000.00	-	-	50,000,000.00
FD No. 2156588-FSIBL	-	50,000,000.00	-	50,000,000.00
FDR at First Security Islami Bak Ltd, Banasree Br.	-	150,000,000.00	-	150,000,000.00
FD No. 2165842-FSIBL	-	50,000,000.00	-	50,000,000.00
FD No. 2290349-FSIBL	-	50,000,000.00	-	50,000,000.00
FD No. 2290870-FSIBL	-	50,000,000.00	-	50,000,000.00



Name of Bank, Branch & FDR No.	Opening Balance	Investment During the Year	Encashment During the Year	Closing Balance
FDR at First Security Islami Bank, Dhanmodi Br. FD No. 2344631-FSIBL	-	50,000,000.00	-	50,000,000.00
FDR at First Security Islami Bank, Dhonia Br. FD No. 0921393-FSIBL	50,000,000.00	-	-	50,000,000.00
FDR at First Security Islami Bank, Dilkusha Branch FD No. 0781052-FSIBL	100,000,000.00	-	-	100,000,000.00
FDR at First Security Islami Bank, Joynai Market, Ut FD No. 0959501-FSIBL	50,000,000.00	-	-	50,000,000.00
FDR at First Security Islami Bank, Kawran Bazar Br. FD No. 0834764-FSIBL	100,000,000.00	-	-	100,000,000.00
FDR at First Security Islami Bank, Konapara Br. FD No. 0848029-FSIBL	50,000,000.00	-	-	50,000,000.00
FDR at First Security Islami Bank Ltd, Azampur Br. FD No. 1432245-FSIBL	100,000,000.00	50,000,000.00	-	100,000,000.00
FDR at First Security Islami Bank Ltd, Cantt. Br. FD No. 0929805-FSIBL	50,000,000.00	-	-	50,000,000.00
FDR at First Security Islami Bank Ltd, Corp. Br. FD No. 1767411-FSIBL	100,000,000.00	-	-	100,000,000.00
FDR at First Security Islami Bank Ltd, Islampur Br. FD No. 0819383-FSIBL	150,000,000.00	-	-	150,000,000.00
FDR at First Security Islami Bank Ltd, Kakrail Br. FD No. 2123542-FSIBL	100,000,000.00	50,000,000.00	-	50,000,000.00
FDR at First Security Islami Bank Ltd, Postagola Br FD No. 0923022-FSIBL	50,000,000.00	-	-	50,000,000.00
FDR at First Security Islami Bank Ltd, Ranavota Br. FD No. 1948424-FSIBL	-	50,000,000.00	-	50,000,000.00
FDR at First Security Islami Bank Ltd, Rupnagar Br. FD No. 0912454-FSIBL	150,000,000.00	100,000,000.00	-	250,000,000.00
FDR at First Security Islami Bank, Md. Pur Branch FD No. 1046162-FSIBL	50,000,000.00	-	-	50,000,000.00
FDR at First Security Islami Bank, Mohakhali Branch FD No. 0784021-FSIBL	50,000,000.00	-	-	50,000,000.00
FDR at First Security Islami Bank, Motijheel Br. FD No. 0802781-FSIBL	200,000,000.00	50,000,000.00	-	250,000,000.00
FDR at First Security Islami Bank, Topkhana Road Br FD No. 0919152-FSIBL	50,000,000.00	50,000,000.00	-	100,000,000.00
FDR at Global Islami Bank Ltd, Mohakhali Br. FD No. 0068127-GIBL	50,000,000.00	-	-	50,000,000.00
FDR at Global Islami Bank Ltd, Nawabpur Br. FD No. 0032312-GIBL	50,000,000.00	-	-	50,000,000.00
FDR at I F I C Bank, Federation Branch FD No. 1427031-IFIC	100,000,000.00	50,000,000.00	-	150,000,000.00
FDR at I F I C Bank, Gulshan Branch FD No. 1378588-IFIC	-	50,000,000.00	-	50,000,000.00
FDR at I F I C Bank, Lalmatia Branch FD No. 1444803-IFIC	-	100,000,000.00	-	100,000,000.00
FDR at IFIC Bank Ltd, Board Bazar Br. Gazipur FD No. 1449209-IFIC	-	50,000,000.00	-	50,000,000.00
FDR at I F I C Bank, Principal Branch FD No. 1440370-IFIC	100,000,000.00	-	-	100,000,000.00
FDR at I F I C Bank, Tongi SME Branch FD No. 1457702-IFIC	-	150,000,000.00	-	150,000,000.00
FDR at Jamuna Bank Ltd, Dilkusha Branch FD No. 0892988-FSIBL	50,000,000.00	-	-	50,000,000.00
FDR at Jamuna Bank Ltd, Mohakhali Branch FD No. 0497116-Jamuna	-	100,000,000.00	-	100,000,000.00
FDR at Jamuna Bank Ltd, Uttara Branch FD No. 0472802-Jamuna	-	50,000,000.00	-	50,000,000.00
FDR at Meghna Bank, Banani Br. FD No. 11202860000013-MBL	-	50,000,000.00	-	50,000,000.00



Name of Bank, Branch & FDR No.	Opening Balance	Investment During the Year	Encashment During the Year	Closing Balance
FDR at Meghna Bank, Bandura Br.	-	50,000,000.00	-	50,000,000.00
FD No. 11082860000001-MBL	-	50,000,000.00	-	50,000,000.00
FDR at Meghna Bank Ltd, Dhanmondi Br.	50,000,000.00	-	-	50,000,000.00
FD No. 111128600000001	50,000,000.00	-	-	50,000,000.00
FDR at Meghna Bank Ltd, Motijheel Br.	50,000,000.00	50,000,000.00	-	100,000,000.00
FD No. 110328600000013-MBL	50,000,000.00	-	-	50,000,000.00
FD No. 1103286000000641-MBL	-	50,000,000.00	-	50,000,000.00
FDR at Meghna Bank Ltd, Principal Br.	150,000,000.00	250,000,000.00	-	400,000,000.00
FD No. 0032713-MBL	150,000,000.00	-	-	150,000,000.00
FD No. 110128600000115-MBL	-	100,000,000.00	-	100,000,000.00
FD No. 110128600000131-Meghna	-	100,000,000.00	-	100,000,000.00
FD No. 110828600000121-MBL	-	50,000,000.00	-	50,000,000.00
FDR at Meghna Bank Ltd, Principal Br. Gulshan	200,000,000.00	-	-	200,000,000.00
FD No. 0029555-MBL	100,000,000.00	-	-	100,000,000.00
FD No. 0029556-MBL	100,000,000.00	-	-	100,000,000.00
FDR at Meghna Bank Ltd, Sonargaon Road, Br.	50,000,000.00	-	-	50,000,000.00
FD No. 111828600000014-MBL	50,000,000.00	-	-	50,000,000.00
FDR at Meghna Bank, Pagla Br.	-	50,000,000.00	-	50,000,000.00
FD No. 112128600000001-Meghna	-	50,000,000.00	-	50,000,000.00
FDR at Merchantile Bank, Patuatuli Upa Shakha	-	100,000,000.00	-	100,000,000.00
FD No. 0483639-Mercantile	-	100,000,000.00	-	100,000,000.00
FDR at Midland Bank, Dilkusha Br.	-	100,000,000.00	-	100,000,000.00
FD No. 00011710000923-Midland	-	100,000,000.00	-	100,000,000.00
FDR at Midland Bank, Madani Avenue Br.	-	50,000,000.00	-	50,000,000.00
FD No. 20245519000017-Midland	-	50,000,000.00	-	50,000,000.00
FDR at Midland Bank, Motijheel Br.	-	100,000,000.00	-	100,000,000.00
FD No. 55041710000318-Midland	-	100,000,000.00	-	100,000,000.00
FDR at Mutual Trust Bank, Dhanla Br.	-	50,000,000.00	-	50,000,000.00
FD No. 1306010810720-MTBL	-	50,000,000.00	-	50,000,000.00
FDR at Modhumoti Bank Ltd, Aganagor Br.	800,000,000.00	-	-	800,000,000.00
FD No. 0003514-MBL	50,000,000.00	-	-	50,000,000.00
FD No. 0003515-MBL	50,000,000.00	-	-	50,000,000.00
FD No. 0003516-MBL	100,000,000.00	-	-	100,000,000.00
FD No. 0003518-MBL	100,000,000.00	-	-	100,000,000.00
FD No. 0003519-MBL	100,000,000.00	-	-	100,000,000.00
FD No. 0003520-MBL	200,000,000.00	-	-	200,000,000.00
FD No. 0003570-MBL	100,000,000.00	-	-	100,000,000.00
FD No. 0014160-MBL	100,000,000.00	-	-	100,000,000.00
FDR at Mutual Trust Bank, MTB Tower Br.	-	50,000,000.00	-	50,000,000.00
FD No. 1306010554329-MTBL	-	50,000,000.00	-	50,000,000.00
FDR at National Bank, Dikusha Branch	50,000,000.00	-	-	50,000,000.00
FD No. 0479549-NBL	50,000,000.00	-	-	50,000,000.00
FDR at National Bank, Foreign Exchange Branch	50,000,000.00	-	-	50,000,000.00
FD No. 0331964-NBL	50,000,000.00	-	-	50,000,000.00
FDR at National Bank, Motijheel Branch	100,000,000.00	-	-	100,000,000.00
FD No. 0337922-NBL	100,000,000.00	-	-	100,000,000.00
FDR at National Bank, Rifal Square Branch	130,000,000.00	-	-	130,000,000.00
FD No. 0291079-NBL	30,000,000.00	-	-	30,000,000.00
FD No. 0291262-NBL	30,000,000.00	-	-	30,000,000.00
FD No. 0291265-NBL	20,000,000.00	-	-	20,000,000.00
FD No. 0430159-NBL	50,000,000.00	-	-	50,000,000.00
FDR at NCC Bank, Mohakhali Br.	-	100,000,000.00	-	100,000,000.00
FD No. 0301130-NCCBL	-	100,000,000.00	-	100,000,000.00
FDR at NCC Bank, Shamoli Br.	-	50,000,000.00	-	50,000,000.00
FD No. 0293317-NCCB	-	50,000,000.00	-	50,000,000.00
FDR at NRB Bank, Dilkusha Br.	-	50,000,000.00	-	50,000,000.00
FD No. 0006532-NRB	-	50,000,000.00	-	50,000,000.00
FDR at NRB Bank, Principal Br.	-	100,000,000.00	-	100,000,000.00
FD No. 0006545-NRB	-	100,000,000.00	-	100,000,000.00
FDR at NRBC Bank, Basundhara Br.	-	50,000,000.00	-	50,000,000.00
FD No. 0282830-NRBC	-	50,000,000.00	-	50,000,000.00
FDR at NRBC Bank Ltd, Gulshan Br.	100,000,000.00	-	-	100,000,000.00
FD No. 0054126-NRBCBL	50,000,000.00	-	-	50,000,000.00
FD No. 0054127-NRBCBL	50,000,000.00	-	-	50,000,000.00
FDR at NRBC Bank, Mohakhali Br.	-	50,000,000.00	-	50,000,000.00
FD No. 0302030-NRBC	-	50,000,000.00	-	50,000,000.00
FDR at NRBC Bank, Principal Br.	-	50,000,000.00	-	50,000,000.00
FD No. 0276000-NRBC	-	50,000,000.00	-	50,000,000.00
FDR at NRB Global Bank Ltd, Banani Br.	500,000,000.00	-	-	500,000,000.00
FD No. 0552165-NRBGL	250,000,000.00	-	-	250,000,000.00
FD No. 0552166-NRBGL	250,000,000.00	-	-	250,000,000.00
FDR at NRB Global Bank Ltd, Gulshan Br.	50,000,000.00	-	-	50,000,000.00
FD No. 0562797-NRBGL	50,000,000.00	-	-	50,000,000.00
FDR at NRB Global Bank Ltd, Nawabpur Br.	100,000,000.00	-	-	100,000,000.00
FD No. 0569209-NRBGL	100,000,000.00	-	-	100,000,000.00
FDR at NRB Global Bank Ltd, Noyapollen Br.	250,000,000.00	-	-	250,000,000.00
FD No. 0535203-NRBGL	250,000,000.00	-	-	250,000,000.00



Name of Bank, Branch & FDR No.	Opening Balance	Investment During the Year	Encashment During the Year	Closing Balance
FDR at Oriental Bank (ICB), Kawran Bazar Branch	6,227,390.00	-	3,230.00	6,224,160.00
FD No. 128174-OB	6,227,390.00	-	3,230.00	6,224,160.00
FDR at Premier Bank, Banani Br.	100,000,000.00	-	-	100,000,000.00
FD No. 0200200-PBL	100,000,000.00	-	-	100,000,000.00
FDR at Premier Bank Dhanmondi Br.	-	150,000,000.00	-	150,000,000.00
FD No. 0498836-Premier	-	150,000,000.00	-	150,000,000.00
FDR at Premier Bank, Jincira Br.	-	100,000,000.00	-	100,000,000.00
FD No. 0466257-Premier	-	100,000,000.00	-	100,000,000.00
FDR at Premier Bank Ltd, Bangabazar Br.	-	50,000,000.00	-	50,000,000.00
FD No. 0425697-PBL	-	50,000,000.00	-	50,000,000.00
FDR at Premier Bank Ltd, Baridhara Br.	50,000,000.00	50,000,000.00	-	100,000,000.00
FD No. 0180168-PBL	50,000,000.00	-	-	50,000,000.00
FD No. 0468791-Premier	-	50,000,000.00	-	50,000,000.00
FDR at Premier Bank Ltd, Dilkusha Branch	50,000,000.00	350,000,000.00	-	400,000,000.00
FD No. 0308846-PBL	50,000,000.00	-	-	50,000,000.00
FD No. 0480301-Premier	-	50,000,000.00	-	50,000,000.00
FD No. 0480437-Premier	-	300,000,000.00	-	300,000,000.00
FDR at Premier Bank Ltd, Elephant Road Br.	50,000,000.00	-	-	50,000,000.00
FD No. 0203113-PBL	50,000,000.00	-	-	50,000,000.00
FDR at Premier Bank Ltd, Gulshan Branch	-	50,000,000.00	-	50,000,000.00
FD No. 0470721-Premier	-	50,000,000.00	-	50,000,000.00
FDR at Premier Bank Ltd, Kakrail Branch	-	50,000,000.00	-	50,000,000.00
FD No. 0442261-PBL	-	50,000,000.00	-	50,000,000.00
FDR at Premier Bank Ltd, Kawran Bazar Branch	100,000,000.00	100,000,000.00	-	200,000,000.00
FD No. 0186992-PBL	50,000,000.00	-	-	50,000,000.00
FD No. 0263453-PBL	50,000,000.00	-	-	50,000,000.00
FD No. 0486789-Premier	-	100,000,000.00	-	100,000,000.00
FDR at Premier Bank Ltd, Motijheel Branch	250,000,000.00	50,000,000.00	-	300,000,000.00
FD No. 0049502-Premier	-	50,000,000.00	-	50,000,000.00
FD No. 0212605-PBL	50,000,000.00	-	-	50,000,000.00
FD No. 0274661-PBL	100,000,000.00	-	-	100,000,000.00
FD No. 0296847-PBL	100,000,000.00	-	-	100,000,000.00
FDR at Premier Bank Ltd, Nawabpur Branch	20,000,000.00	-	-	20,000,000.00
FD No. 0314147-PBL	20,000,000.00	-	-	20,000,000.00
FDR at Premier Bank Ltd, Saterkul Br.	50,000,000.00	-	-	50,000,000.00
FD No. 0165280-PBL	50,000,000.00	-	-	50,000,000.00
FDR at Premier Bank Ltd, SME Br. Banani	50,000,000.00	-	-	50,000,000.00
FD No. 0288940-PBL	50,000,000.00	-	-	50,000,000.00
FDR at Premier Bank Ltd, Shamoli Br.	50,000,000.00	-	-	50,000,000.00
FD No. 0176995-PBL	50,000,000.00	-	-	50,000,000.00
FDR at Premier Bank, Mohakhali Br.	-	50,000,000.00	-	50,000,000.00
FD No. 0046525-Premier	-	50,000,000.00	-	50,000,000.00
FDR at Pubali Bank Ltd, Principal Branch	-	100,000,000.00	-	100,000,000.00
FD No. 0003177-Premier	-	100,000,000.00	-	100,000,000.00
FDR at Shimanta Bank, Motijheel Br.	-	100,000,000.00	-	100,000,000.00
FD No. 1002343000126-Shimanta	-	100,000,000.00	-	100,000,000.00
FDR at SIBL, Basundhara Br.	-	50,000,000.00	-	50,000,000.00
FD No. 10661874-SIBL	-	50,000,000.00	-	50,000,000.00
FDR at SIBL, Corporate Br.	-	50,000,000.00	-	50,000,000.00
FD No. 10866763-SIBL	-	50,000,000.00	-	50,000,000.00
FDR at SIBL, Mouchak Br.	-	150,000,000.00	-	150,000,000.00
FD No. 10841578-SIBL	-	50,000,000.00	-	50,000,000.00
FD No. 38652-SIBL	-	100,000,000.00	-	100,000,000.00
FDR at SIBL, Mouchak Br. (Khilgoan Agent)	50,000,000.00	-	-	50,000,000.00
FD No. 0006063-SIBL	50,000,000.00	-	-	50,000,000.00
FDR at SIBL, Principal Br, Dilkusha	50,000,000.00	100,000,000.00	-	150,000,000.00
FD No. 10276739-SIBL	50,000,000.00	-	-	50,000,000.00
FD No. 10889673-SIBL	-	50,000,000.00	-	50,000,000.00
FD No. 10890282-SIBL	-	100,000,000.00	-	100,000,000.00
FDR at SIBL, Vatara Br.	-	100,000,000.00	-	100,000,000.00
FD No. 31603-SIBL	-	50,000,000.00	-	50,000,000.00
FDR at Social Islami Bank Ltd, Bangshal Br.	-	50,000,000.00	-	50,000,000.00
FD No. 10650132-SIBL	-	50,000,000.00	-	50,000,000.00
FDR at Social Islami Bank Ltd, Dania Br.	50,000,000.00	-	-	50,000,000.00
FD No. 10543356-SIBL	50,000,000.00	-	-	50,000,000.00
FDR at Social Islami Bank Ltd, Foreign Exchange Br.	100,000,000.00	-	-	100,000,000.00
FD No. 10642314-SIBL	100,000,000.00	-	-	100,000,000.00
FDR at Social Islami Bank Ltd, Gauchia Br.	50,000,000.00	-	-	50,000,000.00
FD No. 10225860-SIBL	50,000,000.00	-	-	50,000,000.00
FDR at Social Islami Bank Ltd, Mouchak Br.	150,000,000.00	-	-	150,000,000.00
FD No. 10214026-SIBL	50,000,000.00	-	-	50,000,000.00
FD No. 10214093-SIBL	50,000,000.00	-	-	50,000,000.00
FD No. 10271404-SIBL	50,000,000.00	-	-	50,000,000.00
FDR at Social Islami Bank Ltd, New Eskaton Branch	50,000,000.00	-	-	50,000,000.00
FD No. 10204729-SIBL	50,000,000.00	-	-	50,000,000.00
FDR at Social Islami Bank Ltd, Principal Branch	50,000,000.00	50,000,000.00	-	100,000,000.00
FD No. 10537332-SIBL	50,000,000.00	-	-	50,000,000.00
FD No. 10822566-SIBL	-	50,000,000.00	-	50,000,000.00



Name of Bank, Branch & FDR No.	Opening Balance	Investment During the Year	Encashment During the Year	Closing Balance
FDR at Social Islami Bank Ltd, Progati Sharani Br.	-	50,000,000.00	-	50,000,000.00
FD No. 10784954-SIBL	-	50,000,000.00	-	50,000,000.00
FDR at Social Islami Bank Ltd, Rampura Branch	150,000,000.00	-	-	150,000,000.00
FD No. 10149556-SIBL	50,000,000.00	-	-	50,000,000.00
FD No. 10246825-SIBL	50,000,000.00	-	-	50,000,000.00
FD No. 10528490-SIBL	50,000,000.00	-	-	50,000,000.00
FDR at Social Islami Bank, South Banasree Br.	100,000,000.00	-	-	100,000,000.00
FD No. 10580879-SIBL	100,000,000.00	-	-	100,000,000.00
FDR at Social Islami Bank Ltd, Islampur Br.	100,000,000.00	-	-	100,000,000.00
FD No. 10076584-SIBL	50,000,000.00	-	-	50,000,000.00
FD No. 10076900-SIBL	50,000,000.00	-	-	50,000,000.00
FDR at South Bangla Ag. & Com. Bank, Banani Br.	-	50,000,000.00	-	50,000,000.00
FD No. 00152201-SBAC	-	50,000,000.00	-	50,000,000.00
FDR at South Bangla Agr. & Com. Bank Ltd, Panthapat	50,000,000.00	50,000,000.00	-	100,000,000.00
FD No. 00129707-SBACBL	-	50,000,000.00	-	50,000,000.00
FD No. 0085174-SBACBL	50,000,000.00	-	-	50,000,000.00
FDR at South East Bank, Bangshal Br.	-	100,000,000.00	-	100,000,000.00
FD No. 7563536-SEBL	-	100,000,000.00	-	100,000,000.00
FDR at South East Bank, Rokeya Sharani Br.	-	100,000,000.00	-	100,000,000.00
FD No. 7706068-SEBL	-	100,000,000.00	-	100,000,000.00
FDR at Standard Bank, Foreign Exchange Branch	-	100,000,000.00	-	100,000,000.00
FD No. 358632-STBL	-	100,000,000.00	-	100,000,000.00
FDR at Standard Bank Ltd, Imamgonj Branch	70,000,000.00	-	-	70,000,000.00
FD No. 030302-SBL	50,000,000.00	-	-	50,000,000.00
FD No. 030364-SBL	20,000,000.00	-	-	20,000,000.00
FDR at Standard Bank, Northbrook Hall Road Br.	-	50,000,000.00	-	50,000,000.00
FD No. 329295-STBL	-	50,000,000.00	-	50,000,000.00
FDR at Standard Bank, Principal Branch	-	50,000,000.00	-	50,000,000.00
FD No. 374132-STBL	-	50,000,000.00	-	50,000,000.00
FDR at The City Bank Ltd, Gulshan Branch	-	50,000,000.00	-	50,000,000.00
FD No. 4631340032002-TCBL	-	50,000,000.00	-	50,000,000.00
FDR at the City Bank Ltd, H.O Br.	-	250,000,000.00	-	250,000,000.00
FD No. 4581340032001-TCBL	-	200,000,000.00	-	200,000,000.00
FD No. 4631340032001-TCBL	-	50,000,000.00	-	50,000,000.00
FDR at the City Bank Ltd, Urdu Road Br.	-	50,000,000.00	-	50,000,000.00
FD No. 4431340032001-TCBL	-	50,000,000.00	-	50,000,000.00
FDR at Union Bank, Banani Br.	-	50,000,000.00	-	50,000,000.00
FD No. 0312837-Union	-	50,000,000.00	-	50,000,000.00
FDR at Union Bank, Dhanmondi Br.	-	50,000,000.00	-	50,000,000.00
FD No. 0293868-Union	-	50,000,000.00	-	50,000,000.00
FDR at Union Bank, Dilkusha Br.	-	250,000,000.00	-	250,000,000.00
FD No. 0312813-Union	-	50,000,000.00	-	50,000,000.00
FD No. 0312839-Union	-	50,000,000.00	-	50,000,000.00
FD No. 0312940-Union	-	100,000,000.00	-	100,000,000.00
FD No. 0312941-Union	-	50,000,000.00	-	50,000,000.00
FDR at Union Bank, Gulshan Br.	-	100,000,000.00	-	100,000,000.00
FD No. 0245438-Union	-	50,000,000.00	-	50,000,000.00
FD No. 0245825-Union	-	50,000,000.00	-	50,000,000.00
FDR at Union Bank, Hatkhola Br.	-	50,000,000.00	-	50,000,000.00
FD No. 0231548-Union	-	50,000,000.00	-	50,000,000.00
FDR at Union Bank, Islampur Br.	-	100,000,000.00	-	100,000,000.00
FD No. 0296381-Union	-	50,000,000.00	-	50,000,000.00
FD No. 0297806-Union	-	50,000,000.00	-	50,000,000.00
FDR at Union Bank Ltd, Jamuna Future Park Br.	50,000,000.00	50,000,000.00	-	100,000,000.00
FD No. 0075247-UBL	50,000,000.00	-	-	50,000,000.00
FD No. 0222367-Union	-	50,000,000.00	-	50,000,000.00
FDR at Union Bank Ltd, Keranigonj Br.	-	100,000,000.00	-	100,000,000.00
FD No. 0274582-Union	-	50,000,000.00	-	50,000,000.00
FD No. 0274671-UBL	-	50,000,000.00	-	50,000,000.00
FDR at Union Bank Ltd, Main Branch	-	50,000,000.00	-	50,000,000.00
FD No. 0274672-UBL	-	50,000,000.00	-	50,000,000.00
FDR at Union Bank Ltd, Principal Branch	500,000,000.00	-	-	500,000,000.00
FD No. 0123574-UBL	250,000,000.00	-	-	250,000,000.00
FD No. 0123575-UBL	250,000,000.00	-	-	250,000,000.00
FDR at Union Bank, Nawabpur Br.	-	50,000,000.00	-	50,000,000.00
FD No. 0297903-Union	-	50,000,000.00	-	50,000,000.00
FDR at Union Bank Ranavola Br.	-	50,000,000.00	-	50,000,000.00
FD No. 0339439-Union	-	50,000,000.00	-	50,000,000.00
FDR at Union Bank, Tajmohal Road Br.	-	100,000,000.00	-	100,000,000.00
FD No. 0395294-Union	-	50,000,000.00	-	50,000,000.00
FD No. 0399349-Union	-	50,000,000.00	-	50,000,000.00
FDR at Union Bank, Uttara Br.	-	100,000,000.00	-	100,000,000.00
FD No. 0290522-Union	-	50,000,000.00	-	50,000,000.00
FD No. 0290677-Union	-	50,000,000.00	-	50,000,000.00
B. Total	8,576,227,290.00	8,150,000,000.00	3,230.00	16,726,224,060.00
C. B.O A/C No. 1204090019385151				
Share of ICB Islami Bank, Kawran Bazar Br.	5,000,000.00	-	-	5,000,000.00
Share of ICB Islami Bank, Mirpur Road Branch	2,500,000.00	-	-	2,500,000.00
C. Total	7,500,000.00			7,500,000.00
Grand Total(A+B+C)	30,563,727,290.00	16,300,000,000.00	3,230.00	46,863,724,060.00



Rajdhani Unnayan Karttripakkha
Statement of FDR-Revenue Fund
 As on 30 June 2024

Annexure-C

Name of Bank, Branch & FDR No.	Opening Balance	Investment During the Year	Encashment During the Year	Closing Balance
A. FDR at Govt. Bank-Rev.				
FDR at Agrani Bank Ltd, Ramna Corp. Br.	-	100,000,000.00	-	100,000,000.00
FD No. 0174585-ABL	-	100,000,000.00	-	100,000,000.00
FDR at Agrani Bank Ltd, Hotel Intercontinental Br.	-	100,000,000.00	-	100,000,000.00
FD No. 0588823-ABL	-	100,000,000.00	-	100,000,000.00
FDR at Agrani Bank Ltd, Kamalapur Branch.	50,000,000.00	-	-	50,000,000.00
FD No. 0171519-ABL	50,000,000.00	-	-	50,000,000.00
FDR at Agrani Bank, Rajuk Bhaban Branch	1,390,000,000.00	-	-	1,390,000,000.00
FD No. 0047678-ABL	100,000,000.00	-	-	100,000,000.00
FD No. 0067925-ABL	250,000,000.00	-	-	250,000,000.00
FD No. 0067942-ABL	120,000,000.00	-	-	120,000,000.00
FD No. 0067975-ABL	120,000,000.00	-	-	120,000,000.00
FD No. 0163210-ABL	100,000,000.00	-	-	100,000,000.00
FD No. 0163212-ABL	300,000,000.00	-	-	300,000,000.00
FD No. 0163261-AB	200,000,000.00	-	-	200,000,000.00
FD No. 0163263-AB	200,000,000.00	-	-	200,000,000.00
FDR at Bangladesh Development Bank, Motijheel Br.	-	150,000,000.00	-	150,000,000.00
FD No. 0017586-BDBL	-	50,000,000.00	-	50,000,000.00
FD No. 0019031-BDBL	-	50,000,000.00	-	50,000,000.00
FD No. 0033688-DBBL	-	50,000,000.00	-	50,000,000.00
FDR at Bangladesh Development Bank Ltd, Principal Br	50,000,000.00	-	-	50,000,000.00
FD No. 0022165-BDBL	50,000,000.00	-	-	50,000,000.00
FDR at BASIC Bank, Babu Bazar Branch	100,000,000.00	-	-	100,000,000.00
FD No. 031416-BASIC	10,000,000.00	-	-	10,000,000.00
FD No. 031462-BASIC	30,000,000.00	-	-	30,000,000.00
FD No. 031596-BBL	60,000,000.00	-	-	60,000,000.00
FDR at BASIC Bank, Dhanmondi Branch	50,000,000.00	-	-	50,000,000.00
FD No. 055731-BASIC	50,000,000.00	-	-	50,000,000.00
FDR at BASIC Bank, Islampur Branch	200,000,000.00	-	-	200,000,000.00
FD No. 044498-BASIC	100,000,000.00	-	-	100,000,000.00
FD No. 078558-BASIC	100,000,000.00	-	-	100,000,000.00
FDR at BASIC Bank, Kawran Bazar Branch	1,230,000,000.00	-	-	1,230,000,000.00
FD No. 040137-BBL	40,000,000.00	-	-	40,000,000.00
FD No. 040183-BBL	60,000,000.00	-	-	60,000,000.00
FD No. 045185-BBL	80,000,000.00	-	-	80,000,000.00
FD No. 058652-BBL	100,000,000.00	-	-	100,000,000.00
FD No. 092002-BBL	200,000,000.00	-	-	200,000,000.00
FD No. 092107-BASIC	400,000,000.00	-	-	400,000,000.00
FD No. 092162-BASIC	200,000,000.00	-	-	200,000,000.00
FD No. 093723-BBL	150,000,000.00	-	-	150,000,000.00
FDR at BASIC Bank, Keranigonj Br.	100,000,000.00	-	-	100,000,000.00
FD No. 109529-BASIC	100,000,000.00	-	-	100,000,000.00
FDR at BASIC Bank Ltd, Bashunhdhara Br.	200,000,000.00	-	-	200,000,000.00
FD No. 122347-BASIC	200,000,000.00	-	-	200,000,000.00
FDR at BASIC Bank Ltd, Basunhdhara Br.	150,000,000.00	-	-	150,000,000.00
FD No. 094666-BASIC	100,000,000.00	-	-	100,000,000.00
FD No. 211022-Basic	50,000,000.00	-	-	50,000,000.00
FDR at BASIC Bank Ltd, Diluksha Br.	100,000,000.00	-	-	100,000,000.00
FD No. 018859-BASIC	100,000,000.00	-	-	100,000,000.00
FDR at Basic Bank Ltd, Shamoli Branch	300,000,000.00	-	-	300,000,000.00
FD No. 094775-BASIC	150,000,000.00	-	-	150,000,000.00
FD No. 100668-BASIC	150,000,000.00	-	-	150,000,000.00
FDR at Basic Bank Ltd, Shantinagar Branch	50,000,000.00	-	-	50,000,000.00
FD No. 029896-BBL	50,000,000.00	-	-	50,000,000.00
FDR at BASIC Bank, Main Br. Motijheel	200,000,000.00	-	-	200,000,000.00
FD No. 125373-BASIC	200,000,000.00	-	-	200,000,000.00
FDR at BASIC Bank, Moulavi Bazar Branch	280,000,000.00	-	-	280,000,000.00
FD No. 006379-BASIC	10,000,000.00	-	-	10,000,000.00
FD No. 006406-BASIC	20,000,000.00	-	-	20,000,000.00
FD No. 042883-BASIC	100,000,000.00	-	-	100,000,000.00
FD No. 0429906-BASIC	150,000,000.00	-	-	150,000,000.00
FDR at BKB, Chalk Bazar Branch	20,000,000.00	-	-	20,000,000.00
FD No. 509616-BKB	20,000,000.00	-	-	20,000,000.00
FDR at BKB, Farash Gonj Branch	37,500,000.00	-	-	37,500,000.00
FD No. 566916-BKB	37,500,000.00	-	-	37,500,000.00
FDR at BKB, Local Office	170,000,000.00	200,000,000.00	-	370,000,000.00
FD No. 590994-BKB	50,000,000.00	-	-	50,000,000.00
FD No. 591243-BKB	70,000,000.00	-	-	70,000,000.00
FD No. 636388-BKB	-	100,000,000.00	-	100,000,000.00
FD No. 674382-BKB	50,000,000.00	-	-	50,000,000.00
FD No. 710820-BKB	-	100,000,000.00	-	100,000,000.00
FDR at BKB, Nandipara Br.	-	50,000,000.00	-	50,000,000.00
FD No. 716282-BKB	-	50,000,000.00	-	50,000,000.00
FDR at BKB-Uttara Branch	-	50,000,000.00	-	50,000,000.00
FD No. 439151-BKB	-	50,000,000.00	-	50,000,000.00



Annexure-C

Name of Bank, Branch & FDR No.	Opening Balance	Investment During the Year	Encashment During the Year	Closing Balance
FDR at Janata Bank, Bangshal Branch	10,000,000.00	-	-	10,000,000.00
FD No. 122173-JBL	10,000,000.00	-	-	10,000,000.00
FDR at Janata Bank, Dilkusha Branch	50,000,000.00	-	-	50,000,000.00
FD No. 0544568-JBL	50,000,000.00	-	-	50,000,000.00
FDR at Janata Bank Ltd, Islampur Br.	-	50,000,000.00	-	50,000,000.00
FD No. 0871015-JBL	-	50,000,000.00	-	50,000,000.00
FDR at Janata Bank, Rajuk Bhaban Branch	1,510,000,000.00	-	-	1,510,000,000.00
FD No. 0550502-JBL	100,000,000.00	-	-	100,000,000.00
FD No. 0550530-JBL	200,000,000.00	-	-	200,000,000.00
FD No. 0550558-JBL	200,000,000.00	-	-	200,000,000.00
FD No. 0550610-JBL	200,000,000.00	-	-	200,000,000.00
FD No. 0550671-JBL	400,000,000.00	-	-	400,000,000.00
FD No. 127233-JBL	100,000,000.00	-	-	100,000,000.00
FD No. 127254-JBL	100,000,000.00	-	-	100,000,000.00
FD No. 127308-JBL	100,000,000.00	-	-	100,000,000.00
FD No. 127391-JBL	60,000,000.00	-	-	60,000,000.00
FD No. 127399-JBL	50,000,000.00	-	-	50,000,000.00
FDR at Janata Bank, Ramna Corp. Branch	150,000,000.00	-	-	150,000,000.00
FD No. 0552912-JBL	150,000,000.00	-	-	150,000,000.00
FDR at Janata Bank, Shampur Branch	20,000,000.00	-	-	20,000,000.00
FD No. 211273-JBL	20,000,000.00	-	-	20,000,000.00
FDR at Janata Bank, Zero Point Branch	50,000,000.00	-	-	50,000,000.00
FD No. 0842339-JBL	50,000,000.00	-	-	50,000,000.00
FDR at Rupali Bank Ltd, Mohila Br.	150,000,000.00	-	-	150,000,000.00
FD No. 007324-RBL	150,000,000.00	-	-	150,000,000.00
FDR at Rupali Bank Ltd, Motijheel Corp. Br.	-	50,000,000.00	-	50,000,000.00
FD No. 0485118-RBL	-	50,000,000.00	-	50,000,000.00
FDR at Rupali Bank Ltd, Purana Palton Br.	-	50,000,000.00	-	50,000,000.00
FD No. 0309376-RBL	-	50,000,000.00	-	50,000,000.00
FDR at Rupali Bank, Palton Br.	100,000,000.00	-	-	100,000,000.00
FD No. 0374970-RBL	100,000,000.00	-	-	100,000,000.00
FDR at Sonali Bank, Rajuk Bhaban Branch	660,000,000.00	250,000,000.00	-	910,000,000.00
FD No. 0164007-SBL	70,000,000.00	-	-	70,000,000.00
FD No. 0759067-SB	200,000,000.00	-	-	200,000,000.00
FD No. 0759072-SBL	200,000,000.00	-	-	200,000,000.00
FD No. 1069308-SBL	-	50,000,000.00	-	50,000,000.00
FD No. 1069319-SBL	-	200,000,000.00	-	200,000,000.00
FD No. 1091702-SBL	40,000,000.00	-	-	40,000,000.00
FD No. 1091773-SBL	50,000,000.00	-	-	50,000,000.00
FD No. 1091778-SBL	50,000,000.00	-	-	50,000,000.00
FD No. 1091789-SBL	50,000,000.00	-	-	50,000,000.00
FDR at Sonali Bank, Wage Earners Corp. Branch	50,000,000.00	-	-	50,000,000.00
FD No. 0391270-SBL	50,000,000.00	-	-	50,000,000.00
A. Total	7,427,500,000.00	1,050,000,000.00	-	8,477,500,000.00
B. FDR at Pvt. Bank-Rev.				
FDR at AB Bank Ltd, Nawabpur Br.	20,000,000.00	-	-	20,000,000.00
FD No. 3540925-ABBL	20,000,000.00	-	-	20,000,000.00
FDR at Al-Arafa Bank Ltd, Motijheel Branch	-	100,000,000.00	-	100,000,000.00
FD No. 1337867-AAIBL	-	100,000,000.00	-	100,000,000.00
FDR at Al-Arafa Islami Bank, Dhanmondi Br.	-	100,000,000.00	-	100,000,000.00
FD No. 1369371-AAIBL	-	100,000,000.00	-	100,000,000.00
FDR at Bank Al Faiah Ltd, Gulshan Branch	-	50,000,000.00	-	50,000,000.00
FD No. 0016839-BAF	-	50,000,000.00	-	50,000,000.00
FDR at Exim Bank Ltd, Motijheel Branch	50,000,000.00	-	-	50,000,000.00
FD No. 0566570-EBL	50,000,000.00	-	-	50,000,000.00
FDR at Exim Bank Ltd, Palton Branch	50,000,000.00	-	-	50,000,000.00
FD No. 0814749-EXIM	50,000,000.00	-	-	50,000,000.00
FDR at First Security Bank Ltd, Banasree Branch	30,000,000.00	-	-	30,000,000.00
FD No. 0151147-FSBL	30,000,000.00	-	-	30,000,000.00
FDR at First Security Bank Ltd, Bangshal Branch	50,000,000.00	-	-	50,000,000.00
FD No. 1227876-FSIBL	50,000,000.00	-	-	50,000,000.00
FDR at First Security Bank Ltd, Dhanmondi Br.	50,000,000.00	-	-	50,000,000.00
FD No. 0777727-FSIBL	50,000,000.00	-	-	50,000,000.00
FDR at First Security Bank Ltd, Dilkusha Branch	145,000,000.00	-	-	145,000,000.00
FD No. 0108552-FSBL	50,000,000.00	-	-	50,000,000.00
FD No. 0954642-FSBL	45,000,000.00	-	-	45,000,000.00
FD No. 1066351-FSIBL	50,000,000.00	-	-	50,000,000.00
FDR at First Security Islami Bank, Islampur Br.	50,000,000.00	-	-	50,000,000.00
FD No. 1221500-FSIBL	50,000,000.00	-	-	50,000,000.00
FDR at First Security Islami Bank Ltd, Dhani Br.	150,000,000.00	-	-	150,000,000.00
FD No. 0920396-FSIBL	50,000,000.00	-	-	50,000,000.00
FD No. 0920552-FSIBL	50,000,000.00	-	-	50,000,000.00
FD No. 1500013-FSIBL	50,000,000.00	-	-	50,000,000.00
FDR at First Security Islami Bank Ltd, Gulshan Br.	100,000,000.00	-	-	100,000,000.00
FD No. 0792453-FSIBL	100,000,000.00	-	-	100,000,000.00
FDR at First Security Islami Bank Ltd, Kawran Bazar	100,000,000.00	-	-	100,000,000.00
FD No. 0835385-FSIBL	50,000,000.00	-	-	50,000,000.00
FD No. 0939777-FSIBL	50,000,000.00	-	-	50,000,000.00
FDR at First Security Islami Bank Ltd, Malibg Br.	50,000,000.00	-	-	50,000,000.00



Annexure-C

Name of Bank, Branch & FDR No.	Opening Balance	Investment During the Year	Encashment During the Year	Closing Balance
FD No. 0936626-FSIBL	50,000,000.00	-	-	50,000,000.00
FDR at First Security Islami Bank Ltd, Mohakhail Br	50,000,000.00	-	-	50,000,000.00
FD No.0898418-FSIBL	50,000,000.00	-	-	50,000,000.00
FDR at First Security Islami Bank Ltd, Motijheel Br	50,000,000.00	-	-	50,000,000.00
FD No.1041395-FSIBL	50,000,000.00	-	-	50,000,000.00
FDR at First Security Islami Bank Ltd, Postogola Br	50,000,000.00	-	-	50,000,000.00
FD No.0923657-FSIBL	50,000,000.00	-	-	50,000,000.00
FDR at First Security Islami Bank Ltd, Topkhana Br.	100,000,000.00	-	-	100,000,000.00
FD No. 0919498-FSIBL	100,000,000.00	-	-	100,000,000.00
FDR at First Security Islami Bank , Mohammadpur Br.	50,000,000.00	-	-	50,000,000.00
FD No. 0926019-FSIBL	50,000,000.00	-	-	50,000,000.00
FDR at Modhumoti Bank Ltd, Aganagar Br.	150,000,000.00	-	-	150,000,000.00
FD No. 0014144-MBL	150,000,000.00	-	-	150,000,000.00
FDR at N R B Global Bank Ltd, Mohakhail Br.	100,000,000.00	-	-	100,000,000.00
FD No. 0508591-NRBGBL	100,000,000.00	-	-	100,000,000.00
FDR at Premier Bank, Banani Br.	50,000,000.00	-	-	50,000,000.00
FD No. 0388417-PBL	50,000,000.00	-	-	50,000,000.00
FDR at Premier Bank Ltd, Bashundhara Branch	150,000,000.00	50,000,000.00	-	200,000,000.00
FD No. 0146761-PBL	100,000,000.00	-	-	100,000,000.00
FD No. 0272785-PBL	50,000,000.00	-	-	50,000,000.00
FD No. 0423525-PBL	-	50,000,000.00	-	50,000,000.00
FDR at Premier Bank Ltd, Kalabagan Br.	100,000,000.00	-	-	100,000,000.00
FD No. 0289399-PBL	100,000,000.00	-	-	100,000,000.00
FDR at Premier Bank Ltd, Kawran Bazar Branch	20,000,000.00	-	-	20,000,000.00
FD No. 0030889-PBL	20,000,000.00	-	-	20,000,000.00
FDR at Premier Bank Ltd, Motijheel Branch	50,000,000.00	50,000,000.00	-	100,000,000.00
FD No. 0379766-PBL	50,000,000.00	-	-	50,000,000.00
FD No. 0472515-PBL	-	50,000,000.00	-	50,000,000.00
FDR at Premier Bank Ltd, Nawabpur Br.	50,000,000.00	-	-	50,000,000.00
FD No. 0365531-PBL	50,000,000.00	-	-	50,000,000.00
FDR at Social Investment Bank Ltd, Principal Office	50,000,000.00	50,000,000.00	-	100,000,000.00
FD No. 10224890-SIBL	50,000,000.00	-	-	50,000,000.00
FD No. 108427944-SIBL	-	50,000,000.00	-	50,000,000.00
FDR at Social Islami Bank Ltd, Bangshal Br.	50,000,000.00	-	-	50,000,000.00
FD No. 10547340-SIBL	50,000,000.00	-	-	50,000,000.00
FDR at Social Islami Bank Ltd, Foreign Exc. Br.	50,000,000.00	-	-	50,000,000.00
FD No. 10214474-SIBL	50,000,000.00	-	-	50,000,000.00
FDR at Social Islami Bank Ltd, Islampur Br.	50,000,000.00	-	-	50,000,000.00
FD No. 10076521-SIBL	50,000,000.00	-	-	50,000,000.00
FDR at Social Islami Bank Ltd, Mouchak Br.	100,000,000.00	50,000,000.00	-	150,000,000.00
FD No. 10656169	100,000,000.00	-	-	100,000,000.00
FD No. 10841462-SIBL	-	50,000,000.00	-	50,000,000.00
FDR at Social Islami Bank Ltd, New Eskaton Br.	50,000,000.00	-	-	50,000,000.00
FD No. 10168067-SIBL	50,000,000.00	-	-	50,000,000.00
FDR at Social Islami Bank Ltd, Rampura Br.	100,000,000.00	-	-	100,000,000.00
FD No. 10508279-SIBL	100,000,000.00	-	-	100,000,000.00
FDR at Social Islami Bank, Mouchak(Khilgoan Agent)	200,000,000.00	-	-	200,000,000.00
FD No. 006058-SIBL	200,000,000.00	-	-	200,000,000.00
FDR at South Bangla Agr.Bank, Tejgoan Link Road Br	50,000,000.00	-	-	50,000,000.00
FD No. 00121691-ABACBL	50,000,000.00	-	-	50,000,000.00
FDR at South Bangla Agricultural Bank , Principal B	250,000,000.00	-	-	250,000,000.00
FD No. 0070459-SBABL	150,000,000.00	-	-	150,000,000.00
FD No. 0070651-SBACBL	100,000,000.00	-	-	100,000,000.00
FDR at Standard Bank Ltd, Foreign Ex. Br.	-	50,000,000.00	-	50,000,000.00
FD No. 358457-SBL	-	50,000,000.00	-	50,000,000.00
FDR at Standard Bank Ltd, Principal Br	50,000,000.00	50,000,000.00	-	100,000,000.00
FD No. 158061-SBL	50,000,000.00	-	-	50,000,000.00
FD No. 348368-SBL	-	50,000,000.00	-	50,000,000.00
FDR at Unin Bank Ltd, Tajmohal Road Br.	-	50,000,000.00	-	50,000,000.00
FD No. 0326161-UBL	-	50,000,000.00	-	50,000,000.00
FDR at Union Bank Ltd, Bijoy Sharani Br.	-	50,000,000.00	-	50,000,000.00
FD No. 0271101-UBL	-	50,000,000.00	-	50,000,000.00
FDR at Union Bank Ltd, Dhanmondi. Br.	-	100,000,000.00	-	100,000,000.00
FD No. 0217547-UBL	-	50,000,000.00	-	50,000,000.00
FD No. 0217548-UBL	-	50,000,000.00	-	50,000,000.00
FDR at Union Bank Ltd, Dilkusha Br.	100,000,000.00	100,000,000.00	-	200,000,000.00
FD No. 0131802-UBL	100,000,000.00	-	-	100,000,000.00
FD No. 0229788-UBL	-	50,000,000.00	-	50,000,000.00
FD No. 0310841-UBL	-	50,000,000.00	-	50,000,000.00
FDR at Union Bank Ltd-Elephant Road Br.	-	50,000,000.00	-	50,000,000.00
FD No. 0272373-UBL	-	50,000,000.00	-	50,000,000.00
FDR at Union Bank Ltd, Gulshan. Br.	-	50,000,000.00	-	50,000,000.00
FD No. 0244770-UBL	-	50,000,000.00	-	50,000,000.00
FDR at Union Bank Ltd, Head Office	100,000,000.00	-	-	100,000,000.00
FD No. 0128482-UBL	100,000,000.00	-	-	100,000,000.00
FDR at Union Bank Ltd, Nawabpur Br.	-	50,000,000.00	-	50,000,000.00
FD No. 0280422-UBL	-	50,000,000.00	-	50,000,000.00
FDR at Union Bank Ltd, Uttara Br.	-	50,000,000.00	-	50,000,000.00
FD No. 0261758-UBL	-	50,000,000.00	-	50,000,000.00



Annexure C

Name of Bank, Branch & FDR No.	Opening Balance	Investment During the Year	Encashment During the Year	Closing Balance
FDR Meghna Bank Ltd, Principal Br.	250,000,000.00	-	-	250,000,000.00
FD No. 0029871-MINL	100,000,000.00	-	-	100,000,000.00
FD No. 0029872-MINL	50,000,000.00	-	-	50,000,000.00
FD No. 0044011-MINL	100,000,000.00	-	-	100,000,000.00
South Bania Agri. & Com. Bank Ltd, Banani Br.	100,000,000.00	-	-	100,000,000.00
FD No. 0062729-SBACBL	50,000,000.00	-	-	50,000,000.00
FD No. 0062730-SBACBL	50,000,000.00	-	-	50,000,000.00
South Bania Agri. & Com. Bank Ltd, Nawabpur Br.	50,000,000.00	-	-	50,000,000.00
FD No. 0077664-SBACBL	50,000,000.00	-	-	50,000,000.00
South Bania Agri. & Com. Bank Ltd, Progati Sharani	50,000,000.00	-	-	50,000,000.00
FD No. 0061981-SBACBL	50,000,000.00	-	-	50,000,000.00
B. Total	3,465,000,000.00	1,050,000,000.00	-	4,515,000,000.00
C. B O A/C No. 1204090019385151				
Share of ICB Islami Bank, Babu Bazar Branch	485,000.00	-	-	485,000.00
Share of ICB Islami Bank, Mirpur Road Branch	2,570,000.00	-	-	2,570,000.00
Share of ICB Islami Bank, Principal Branch	1,000,000.00	-	-	1,000,000.00
C. Total	4,055,000.00	-	-	4,055,000.00
Grand Total(A+B+C)	10,896,555,000.00	2,100,000,000.00	-	12,996,555,000.00



Rajdhani Unnayan Karttripakkhad
Scheme-Own Finance
1-Jul-2023 to 30-Jun-2024

Annexure-D

Sl.	Particulars	Opening Balance	Addition	Closing Balance
A	Apartment Project	47,300,923,432.51	1,166,529,083.75	48,466,765,199.26
	9 Multistored Building at Md. Pur, Lalnaba & Dh	1,854,875,852.43	386,952,372.35	2,242,515,541.78
	Apartment Building Project at Own Land	991,588,850.00	-	991,588,850.00
	Uttara Apartment Project	44,454,458,730.08	778,202,077.40	45,232,660,807.48
B	Commercial Area	571,724,887.94	-	571,724,887.94
	200 Acre Land Development	549,887,384.94	-	549,887,384.94
	Bangla Motor Baponon Area	21,837,503.00	-	21,837,503.00
C	Industrial Zone	480,228,186.77	-	480,228,186.77
	Narayanganj Industrial Area	3,820,084.00	-	3,820,084.00
	Postogola Industrial Area	4,689,252.00	-	4,689,252.00
	Shampur Kodomtoli I/A (Dhaka - N. Gorj)	369,431,817.77	-	369,431,817.77
	Tongi Industrial Area	102,287,033.00	-	102,287,033.00
D	Management Information System	18,684,455.10	-	18,684,455.10
	Management Information System(MIS)	18,684,455.10	-	18,684,455.10
E	Market for 100 Shops	443,620.00	-	443,620.00
	Market for 100 Shops	343,527.00	-	343,527.00
	Steamer Ghat	100,093.00	-	100,093.00
F	Others-OF	443,338,965.00	5,474,000.00	448,812,965.00
	Multi Storied Car Parking	366,171,051.00	-	366,171,051.00
	Shekh Russel Park Project	-	5,474,000.00	5,474,000.00
	2000 Acre	27,327.00	-	27,327.00
	50 Acre Land Development - N.Gorj	21,814.00	-	21,814.00
	Advance for Land to D C Office	21,948,962.00	-	21,948,962.00
	Area Development	9,951,855.00	-	9,951,855.00
	Control & Proceeding for Dhaka	339,032.00	-	339,032.00
	Development in Savar Area	2,872,300.00	-	2,872,300.00
	Development of Park and Play Ground	5,144,167.00	-	5,144,167.00
	Development Between Zohura Market to Airport Road	1,394,359.00	-	1,394,359.00
	Feasibility Stusurvey, Planning, Design for Project	4,972,556.00	-	4,972,556.00
	Flyover From Shantinagar to Dhaka-Mawa Road	29,806,509.00	-	29,806,509.00
	Regional Office Building	689,033.00	-	689,033.00
G	Rehabilitation Zone	498,253,816.15	-	498,253,816.15
	Badda	308,415,310.45	-	308,415,310.45
	Gandaria	2,820,511.00	-	2,820,511.00
	Joarshahara	76,254,093.75	-	76,254,093.75
	Malibag	919,956.00	-	919,956.00
	X5000 Displaced Family (Combind)	109,843,944.95	-	109,843,944.95
H	Residential Area	74,453,265,892.90	2,111,787,309.80	76,565,053,202.70
	1000 Acre Land Development	1,077,391,004.08	-	1,077,391,004.08
	Jhilmil	2,964,600,774.69	-	2,964,600,774.69
	Kamrangirchar Satelite Town Project	1,722,700.00	-	1,722,700.00
	Purbachal New Town Project	44,607,887,662.32	1,999,993,209.80	46,607,880,872.12
	Res. & Com. Infrastructure Dev at Jhilmil	1,040,597,813.40	111,794,100.00	1,152,391,913.40
	Uttara 3rd Phase	20,450,178,382.01	-	20,450,178,382.01
	500 Acre Land Development(Gulshan Model Town)	268,363,986.70	-	268,363,986.70
	Nam Vila / Village	1,115,136,324.48	-	1,115,136,324.48
	Thikana	6,556,666.00	-	6,556,666.00
	Uttara Model Town (1st & 2nd Phase)	2,920,830,579.22	-	2,920,830,579.22
I	Roads	2,924,229,877.34	-	2,924,229,877.34
	Airport to Shiera Bangla Nagar Link Road	17,417,481.00	-	17,417,481.00
	Airport to Sonargoan Road Construction	2,057,562.00	-	2,057,562.00
	Airport to Zohura Market Road	28,486,517.00	-	28,486,517.00
	Bijoy Sharani	1,235,654,479.00	-	1,235,654,479.00
	Development of Central Road Under the Scheme of DCFP	3,400,395.00	-	3,400,395.00
	Dhaka to Narayanganj Road Construction	33,129,683.00	-	33,129,683.00
	Green Road to Mipur Road-OF	10,660,913.69	-	10,660,913.69
	Gulshan Badda Progobi Sharani Link Road-OF	15,799,925.00	-	15,799,925.00
	Hatirheel Dev. Project-OF	307,375,492.00	-	307,375,492.00
	Indiar Road to Panthapath Road Connection	24,535.00	-	24,535.00
	Janapath (Saidabad to Kamlapur)	353,385,567.00	-	353,385,567.00
	Lane, Bi-Lane of Rajuk Area	5,270,000.00	-	5,270,000.00
	Malibag to Janapath	7,458,453.00	-	7,458,453.00



Annexure-D

Sl.	Particulars	Opening Balance	Addition	Closing Balance
	North South Road	4,498,082.00	-	4,498,082.00
	Purbachal Link Road-Individual Budget	812,555,096.00	-	812,555,096.00
	Road Construction of Sonargoan	384,105.00	-	384,105.00
	Saidabad to Mirpur Road Construction	200,000.00	-	200,000.00
	Sonargoan Hotel to Mohakhali Rail Crossing Bypass	659,133.00	-	659,133.00
	Sonargoan Road to Green Road-OF	3,849,520.00	-	3,849,520.00
	Sonargoan to Airport Road	3,189,124.65	-	3,189,124.65
	Starjet to Notordem College	48,029,034.00	-	48,029,034.00
	Tongi Diversion Road	30,744,780.00	-	30,744,780.00
J	Structure Plan Master Plan & Detailed Area Plan	169,674,323.43	-	169,674,323.43
	Detailed Area Plan for Dhaka (DAP)	136,329,508.43	-	136,329,508.43
	Structure Plan for Dhaka City	25,295,177.00	-	25,295,177.00
	Survey & Others-DAP	259,935.00	-	259,935.00
	Zonal Plan	7,789,703.00	-	7,789,703.00
	Grand Total (A+B+C+D+E+F+G+H+I+J)	126,860,767,457.14	3,283,790,393.55	130,143,870,533.69



Rajdhani Unnayan Kartripakkhad
Scheme-Govt. Finance
1-Jul-2023 to 30-Jun-2024

Annexure-E

Sl.	Particulars	Opening Balance	Addition	Closing Balance
A	Major Road-GF	16,175,032,342.93	381,754,000.00	16,556,786,342.93
	Madani Avenue Extension to East	4,189,011,175.10	-	4,189,011,175.10
	Madani Avenue Extention 5 & 5A	11,731,485,346.61	381,754,000.00	12,113,239,346.61
	Airport to Shera Bangla Nagar Link Road-GF	5,281,958.69	-	5,281,958.69
	Doyagonj to Jurain Connecting Road-GF	16,613,888.56	-	16,613,888.56
	Green Road to Mipur Road-GF	139,422,911.48	-	139,422,911.48
	Sonargoan Road to Green Road-GF	52,474,544.22	-	52,474,544.22
	Uttar Badda to Joarshahara(PS)	40,742,518.27	-	40,742,518.27
B	Others-GF	119,057,498,304.30	7,890,139,750.60	126,947,638,054.90
	Canal From Kuril to Balu River	94,875,828,699.02	7,700,599,486.60	102,576,428,185.62
	Gulshan Banani Baridhara Lake Development-GF	2,279,750,515.38	-	2,279,750,515.38
	Hatirjheel Development Project-GF	20,915,140,189.61	-	20,915,140,189.61
	Hatirjheel Dirty Water Purifying Project	554,635,000.00	-	554,635,000.00
	Urban Rglance Project	122,487,789.00	189,540,264.00	312,028,053.00
	Uttara Lake Dev.Roject-GF	118,800,000.00	-	118,800,000.00
	Development of N.Gonj Town(I/E)-GF	51,323,283.89	-	51,323,283.89
	Dev. of Shirnertak to Mirpur Mazar	40,856,204.22	-	40,856,204.22
	Flood Control Barage	30,021,351.38	-	30,021,351.38
	Progoti Sharani	24,460,005.00	-	24,460,005.00
	Rampura Bridge	44,195,266.80	-	44,195,266.80
	Grand Total (A+B)	135,232,530,647.23	8,271,893,750.60	143,504,424,397.83

Rajdhani Unnayan Kartripakkhad
Scheme-Public Private Partnership Project
1-Jul-2023 to 30-Jun-2024

Annexure-E/1

Sl.	Particulars	Opening Balance	Addition	Closing Balance
1	Jhilmil Residential Park Project	482,744.00	97,859.00	580,603.00
2	Purbachal Water Supply Project	609,179,408.00	7,161,105.00	616,340,513.00
	Grand Total (A+B)	609,662,152.00	7,258,964.00	616,921,116.00



**Rajdhani Unnayan Kartripakkha
Schedule of Advances and Deposit
As on 30 June 2024**

Annexure-F

Sl. No.	Particulars	Amount in BDT
A	Advance for Training	965,519.25
	Advance-Eng.Mosharraf Hossain, MP,Ho'ble Minister	426,660.00
	Advance to Abu Saleh Md. Syeed(Dulal), MOHPW	110,401.00
	Advance to Emrul Chowdhury Add.Sec.Mohp)	143,693.25
	Advance to Md Afzal Hossain,Additional Sec.MOHP	142,382.50
	Advance to Md MozammelHossain Khan,D.S.MOHP	142,382.50
B	Deposits	1,809,739.00
	Deposit to DCC-North	343,739.00
	Deposit to DPDC	1,466,000.00
C	Imprest Account-Cap.	165,000.00
	Imprest to P.D 9 Building Project	20,000.00
	Imprest to PD-Flyover From Shatinagar to Jhilmil	10,000.00
	Imprest to PD (Inf.of Jhilmil Res. & Comm)	15,000.00
	Imprest to Pd.Jhilmil Residential Park.	10,000.00
	Imprest to PD, Kuril Cannel Project	20,000.00
	Imprest to P.D Purbachal	25,000.00
	Imprest to Pd Purbachal Water Supply PPP Project	10,000.00
	Imprest to P.D Uttara 3rd Phase	25,000.00
	Imprest to P.D Uttara Appt. Project	15,000.00
	Imprest to XEN (Mechanical)-Cap.	15,000.00
D	Imprest Account-Rev.	603,000.00
	Imprest to Deputy Director(Admin-2)	25,000.00
	Imprest to Deputy Director(Estate-1)	5,000.00
	Imprest to Deputy Director(Estate-2)	5,000.00
	Imprest to Deputy Director(Estate-3)	5,000.00
	Imprest to Deputy Director(Estate-Jhilmil)	10,000.00
	Imprest to Deputy Director(Estate) Uttara Apartment	5,000.00
	Imprest to Director (Admin)-Rev.	10,000.00
	Imprest to Director (Audit & Budget)-Rev.	5,000.00
	Imprest to Director (Dev. Control)-1	5,000.00
	Imprest to Director (Dev. Control)-2	5,000.00
	Imprest to Director (Estate)	5,000.00
	Imprest to Director (F & A)	25,000.00
	Imprest to Director (Land)	5,000.00
	Imprest to Director (Law)-Rev.	30,000.00
	Imprest to Director- Zone-1	5,000.00
	Imprest to Director- Zone-2	5,000.00
	Imprest to Director- Zone-3	5,000.00
	Imprest to Director- Zone-5	5,000.00
	Imprest to Director- Zone-8	5,000.00
	Imprest to Liasion Officer	20,000.00
	Imprest to Member(Admin)-Rev.	10,000.00
	Imprest to Member(Dev.Cont.)-Rev.	10,000.00
	Imprest to Member(Devlopment)-Rev.	10,000.00
	Imprest to Member(Estate)-Rev.	5,000.00
	Imprest to Member(Planning)-Rev.	5,000.00
	Imprest to Nagor Sthapoti - Rev.	10,000.00
	Imprest to PD(Green Building Project)	25,000.00
	Imprest to P.D - Gulshan Lake Dev. Project	10,000.00
	Imprest to P.D- Uttara Lake Dev. Project	10,000.00
	Imprest to Project Director (DAP)	5,000.00
	Imprest to Project Director (MIS)	10,000.00



Annexure-F

Sl. No.	Particulars	Amount in BDT
	Imprest to Secretary- Office	5,000.00
	Imprest to Superintendent Engineer (Mechanical)-Rev.	45,000.00
	Imprest to Town Planner (Plan Preparation)	10,000.00
	Imprest to Town Planner(Town Planning & Imp.)	10,000.00
	Imprest to XEN (Central/ Imp.-4)	20,000.00
	Imprest to XEN (Design)	3,000.00
	Imprest to XEN (Electrical-1)	20,000.00
	Imprest to XEN (Electrical-2)	15,000.00
	Imprest to XEN (Impletation-1)	15,000.00
	Imprest to XEN (Mechanical-1)	45,000.00
	Imprest to XEN (Mechanical)-Heavy Vehicle	20,000.00
	Imprest to XEN (Mechanical)-Light Vehicle	30,000.00
	Imprest to XEN (North/ Imp.6)	20,000.00
	Imprest to XEN (Project)	5,000.00
	Imprest to XEN (Resource)	10,000.00
	Imprest to XEN (South)	30,000.00
E	House Building Loan to Employees	4,039,021.40
	HBL-Abul Hossain-LDA	192,776.82
	HBL-Abu Sayed -Bldg. Ins.	141,697.90
	HBL-Akidur Rahman-Helper	43,940.00
	HBL-Alauddin-LDA	167,988.31
	HBL-Amir Khasru-Sub. Ins. Bldg.	21,077.00
	HBL-Anowar Hossain-Guard	115,596.20
	HBL-Anwar Hossain-Cleaner Helper	79,918.75
	HBL-Arif Molla-Survey mate	327,258.60
	HBL-Asaduzzaman-LDA	125,675.00
	HBL-Bellal Hossain Chowdhury-LDA	1,290.00
	HBL-Emdadul Haque Chowdhury-Massanger	23,554.00
	HBL-Gias Uddin-MLSS	61,928.75
	HBL-Gias Uddin-Survey mate	85,958.55
	HBL-Hassan Ali-MLSS	5,572.00
	HBL-Hossain Shahid Solaiman-Bldg. Ins.	227,662.00
	HBL-Jalal Uddin-Work Asst. -1	192,990.70
	HBL-Jamal Uddin-2-Sr. Accts. Assistant	343,829.80
	HBL-Mizanur Rahman-Bldg. Ins.	(1,050.00)
	HBL-Mizanur Rahman-Driver	64,034.47
	HBL-Mohsin Khondaker-Guard	68,512.00
	HBL-Mollah Sohel Ahmed-Sweeper	61,034.88
	HBL-Monir Hossain-MLSS	204,519.92
	HBL- Monirul Islam-Electric Helper	67,725.00
	HBL-Monjur Alam-LDA	2,911.00
	HBL-Musa Miah-Guard	150,348.20
	HBL-Nazma Begum-Cleaner	63,595.00
	HBL-Prokash Dewan-Sr. Accts. Asst.	204,006.60
	HBL-Sha Alam Mollah-Mechanic	43,725.00
	HBL- Shahalam-Helper (Mechanical)	88,150.00
	HBL-Sree Apel Sumi-Swiper	73,250.00
	HBL-Sree Gobinda Chandra Mondal-Surveyor	50,734.75
	HBL-Sree Nikhil Chandra Das-Kanongo	176,095.00
	HBL-Sree Raju-Swiper	66,088.75
	HBL-Tarikul Islam-Survey mate	10,744.20
	HBL-Toyeb Ali Bepari-Swiper	107,523.25
	HBL-Uzzal Hossain-Electrical Helper	84,602.50
	HBL-Zahir Uddin Khan Pintu-Driver	131,200.00
	HBL- Ziaul Haque- S.A.A	162,556.50



Annexure-F

Sl. No.	Particulars	Amount in BDT
F	House Repairing Loan to Employees	182,475.30
	HRL-Abu Salek Sikder-MLSS	(703.85)
	HRL-Emdadul Haque Chowdhury-Messenger	134,917.97
	HRL-Nur Hossain-Guard	29,371.40
	HRL-Shamim Sikder-Guard	4,392.78
	HRL-Yakub Ali-Driver	14,497.00
G	Others Advance-Revenue	9,767,738.00
	Advance to Bangladesh Chemi. Inds. Corp. (BCIC)	9,291,402.00
	Advance to Mayor, DNCC	18,007.00
	Advance to Mokbul Hasan, N.Gonj	458,329.00
H	Temporary Advance-Capital	265,822,146.22
	Advance for Uttara Apartment Project	170,374,326.85
	Advance Refund-Capital	702,439.44
	Advance to Ctg. Dry Dock Ltd-Cap	73,615,275.00
	Advance to District Adjutant, Ansar & VDP, Dhaka	2,208,789.35
	Advance to Pd.9 Nos of Abandoned Building Project	206,712.00
	Advance to PD (Infra. Dev. of Jhilmil Res. & Comm.)	79,648.00
	Advance to Pd Jhilmil Res. Park	25,692.00
	Advance to P D-Purbachal	721,271.00
	Advance to Pd Purbachal Water Supply(PPP) Project	96,000.00
	Advance to PD- Shekh Russel Park	139,456.00
	Advance to P D - Uttara Appt. Project	640,677.00
	Advance to XEN (North Dhaka)-Cap	330,000.00
	Others Advance-Cap.	16,681,859.58
I	Temporary Advance-Revenue	18,147,175.50
	Advance Refund-Rev.	(2,188,996.00)
	Advance to Authorised Officer 5/3	420,000.00
	Advance to Authorised Officer, Zone 1	60,000.00
	Advance to Authorise Officer 1/3	420,000.00
	Advance to Authorise Officer-1B-Rev.	180,000.00
	Advance to Authorise Officer 3/3-Rev.	120,000.00
	Advance to Authorise Officer-3A-Rev.	600,000.00
	Advance to Authorise Officer-3B-Rev.	240,000.00
	Advance to Authorise Officer-4/1-Rev.	540,000.00
	Advance to Authorise Officer 4/2	60,000.00
	Advance to Authorise Officer-5/1-Rev.	300,000.00
	Advance to Authorise Officer 5/2	840,000.00
	Advance to Authorise Officer-6/1-Rev.	240,000.00
	Advance to Authorise Officer 6/2	120,000.00
	Advance to Authorise Officer 6/3	240,000.00
	Advance to Authorise Officer-7/1-Rev.	240,000.00
	Advance to Authorise Officer 7/2	300,000.00
	Advance to Authorise Officer-8/1-Rev.	300,000.00
	Advance to Authorise Officer 8/2	240,000.00
	Advance to Authorise Officer 8/3	60,000.00
	Advance to Chief Naqor Sthapoti	499,055.00
	Advance to DD (Accounts)-Rev.	34,100.00
	Advance to DD (Admin-1)-Rev.	7,795,625.00
	Advance to D D (Estate-2) - Rev.	142,000.00
	Advance to D D (Purchase, Service & Transport)-Rev.	54,390.00
	Advance to Director (Admin) - Rev.	79,000.00
	Advance to Director(Board, Leajon & Protocol)	440,000.00
	Advance to Director (Dev. Control) - 1	260,000.00
	Advance to Director (F & A) - Rev.	161,357.50
	Advance to Director (Law) - Rev.	97,500.00
	Advance to Director-Zone-8	73,000.00



Annexure-F

Sl. No.	Particulars	Amount in BDT
	Advance to Law Officer-Rev.	833,400.00
	Advance to P.D - Gulshan Lake Dev.	43,505.00
	Advance to Pd Sk.Rashel Water Base Park Project	21,362.00
	Advance to P.D - Uttara Lake Dev.	67,000.00
	Advance to Project Director (DCQR) - Rev.	307,000.00
	Advance to Senior System Enalyst-Rev.	166,000.00
	Advance to Sup.Engr.(Mechanical)-Rev	3,203,566.00
	Advance to Xen(Impletation-4)	249,375.00
	Advance to XEN,Sadar Doptar	288,936.00
	Grand Total (A+B+C+D+E+F+G+H+I)	301,501,814.67



Rajdhani Unnayan Kartripakkha
Statement of Bank Balance-Capital Fund
As on 30 June 2024

Annexure-G

Sl. No.	Bank A/C Type, Bank name & A/C No.	Amount in BDT
A	FC Account in Euro	27,190,639.97
	Agrani Bank Euro A/c No. 001-Uttara Apartment	6,877,862.34
	Janata Bank Euro A/c No. 42080024-Uttara Apartment	14,320,034.10
	Sonali Bank Euro A/c No. 1070-Uttara Apartment	5,992,743.53
B	FC Account in GBP	15,121,227.96
	Agrani Bank - GBP A/C No. 001- Premium-Nikunja R/A	5,415,223.46
	Janata Bank - GBP A/C No. 44044472-Uttara Appartme	724,405.66
	Sonali Bank - GBP A/C No. 6535- Premium-Purbachal	8,981,598.84
C	FC Account in US\$	309,790,459.84
	Agrani Bank - US\$ A/C No. 002- Premium-Jhilmil	3,865,857.00
	Agrani Bank - US\$ A/C No. 002- Premium-Uttara R/A	858,236.42
	Agrani Bank - US\$ A/C No. 003- Premium-Nikunja R/A	21,972,820.12
	Agrani Bank - US\$ A/C No. 003- Premium-Purbach R/A	762,049.90
	Agrani Bank - US\$ A/C No. 004- Uttara Apartment Pr	21,075,964.66
	Eastern Bank - US\$ A/C No. 1013050433211- UAP	8,485,113.32
	Janata Bank - US\$ A/C No. 42033709-Purbachal	49,937,883.20
	Janata Bank - US\$ A/C No. 42033717-Uttara 3rd Phas	2,862,110.06
	Janata Bank - US\$ A/C No. 42071254-Uttara Apt. Pro	69,086,197.50
	Sonali Bank - US\$ A/C No. 161012- Premium-Purbacha	8,719,102.60
	Sonali Bank - US\$ A/C No. 216869-Uttara Apartment	122,165,125.06
D	Current Account-GOB Finance	645,241.55
	Sonali Bank- # 33010379-Gulshan Banani Baridhara La	207.19
	Sonali Bank C/A # 1604802001051-Madani Ave-5& 5A	365,853.39
	Sonali Bank-C/A A/C # 2001011-Canel From Kuril to B	789.38
	Sonali Bank-C/A A/C # 33010387-Madani Avenue	162,971.90
	Sonali Bank-C/A A/C # 33010395-Hatirjheel	3,580.69
	Sonali Bank-C/A A/C # 36000749-SD(GOB Fund)	111,839.00
E	Agrani Bank, Rajuk Bhaban Corp. Branch-Cap.	111,784,380.06
	Agrani Bank- A/C # 33001436-E M Disburse	24,621,587.20
	Agrani Bank- A/C # 33001444-Uttara	1,585.00
	Agrani Bank STD A/C # 0200013852274-9 Bldg. Project	61,224,427.05
	Agrani Bank-STD A/C # 36000022/22-Shampur Kadamtoli	67,302.73
	Agrani Bank-STD A/C # 36000055/36-Kawran Bazar	61,271.06
	Agrani Bank-STD A/C # 36000063/37-Mallbag to Motijh	30,484.10
	Agrani Bank-STD A/C # 36000071/38-Postogola Gandari	2.35
	Agrani Bank-STD A/C # 36000088/39-N.Gonj C/A	64,050.65
	Agrani Bank-STD A/C # 36000121/44-Uttara R/A	39,310.56
	Agrani Bank-STD A/C # 36000138/45-Nikunja R/A	84,748.41
	Agrani Bank-STD A/C # 36000204/54-Purbachal	6,959,568.49
	Agrani Bank-STD A/C # 36000311-Uttara 3rd Phase	48,686.54
	Agrani Bank-STD A/C # 36000328-Jhilmil	105,464.79



Annexure-G

Sl. No.	Bank A/C Type, Bank name & A/C No.	Amount in BDT
	Agrani Bank-STD A/C # 36000336-Uttara Apartment Pro	18,253,117.69
	Agrani Bank STD A/c # 0200011547302-Hatirjheel Apa	222,773.44
F	Bank Asla Ltd, Principal Office, Motijheel	13,195.05
	Bank Asla Ltd # 336000974-Uttara Apartment Project	13,195.05
G	Export Import Bank of Bangladesh Ltd, Paltan Branch	1,381,350.82
	Exlm Bank Ltd # 13100024205-Uttara Apartment Projec	1,381,350.82
H	Janata Bank, Mohakhali Corp. Branch-Cap.	2,903,172.14
	Janata Bank-A/C # 001100407-E M Disburse	20,435.00
	Janata Bank-A/C # 001100419-Disburse-Uttara	17,772.00
	Janata Bank-STD A/C # 4000676-Baridhara R/A	64,676.03
	Janata Bank-STD A/C # 4000688-Gulshan R/A	30,946.53
	Janata Bank-STD A/C # 4000803-Purbachal	19,577.61
	Janata Bank-STD A/C # 4000827-Uttara 3rd Phase	106,158.29
	Janata Bank-STD A/C # 4000928-Jhilmilal	11,962.97
	Janata Bank-STD A/C # 4000979-Uttara Apartment Proj	2,631,643.71
I	Janata Bank, Rajuk Bhaban Corp. Branch-Cap.	279,083,730.58
	Eastern Bank-STD A/C # 360426308-Uttara Apartment	111,467.75
	Janata Bank-A/C # 33009819-E M Disburse/Gulshan Apt	69,666.00
	Janata Bank-A/C # 33009868-Disburse-Uttara	8,967.50
	Jantata Bank-STD A/C # 36000114-Baridhara R/A	104,469.10
	Jantata Bank-STD A/C # 36000122-Gulshan R/A	46,403.85
	Jantata Bank-STD A/C # 36000163-Banani R/A	26,379.31
	Jantata Bank-STD A/C # 36000171-Banani C/A	51,802.27
	Jantata Bank-STD A/C # 36000188-Gulshan C/A	93,691.45
	Jantata Bank-STD A/C # 36000196-Badda C/A	52,732.56
	Jantata Bank-STD A/C # 36000205-Mohakhali C/A	10,638.92
	Jantata Bank-STD A/C # 36000213-Uttara R/A	104,627.23
	Jantata Bank-STD A/C # 36000394-Nam Apt.(PWD)	6,768.90
	Jantata Bank-STD A/C # 36000403-Jhilmil R/A	266,353.17
	Jantata Bank-STD A/C # 36000411-Nam Villa	5,895.31
	Jantata Bank-STD A/C # 36000428-Purbachal	229,709,537.67
	Jantata Bank-STD A/C # 36000452-Uttara 3rd Phase	4,700,217.79
	Jantata Bank-STD A/C # 36000485-Misc.	76,016.82
	Jantata Bank-STD A/C # 36000502-Uttara Apartment Pr	32,720,782.38
	Jantata Bank-STD A/C # 36000527-Gulshan Apart. Proj	10,879,275.72
	Jantata Bank-STD A/C # 36000543-Advance Refund-Cap.	38,036.88
J	Janata Bank, Ramna Corp. Branch-Cap.	233,184.90
	Janata Bank-STD A/C # 36000407-Jhilmil	95,280.17
	Janata Bank-STD A/C # 36000423-Uttara Apartment Pro	53,256.06
	Janata Bank-STD A/C # 36000431-EM Refund	84,648.67
K	Janata Bank, Uttara Model Town Corp. Branch-Cap.	56,287,304.39
	Janata Bank-STD A/C # 4000704-Uttara R/A/3rd Phase	52,533,532.90
	Janata Bank-STD A/C # 4000839-E.M Purbachal	21,908.80
	Janata Bank-STD A/C # 4000841-E.M Uttara	26,958.85
	Janata Bank-STD A/C # 4000896-Jhilmil	27,085.60



Annexure-G

Sl. No.	Bank A/C Type, Bank name & A/C No.	Amount in BDT
	Janata Bank-STD A/C # 4000908-Uttara Apartment Proj	2,265,888.24
	Jantata Bank-STD A/C # 001022806-E M Disburse	744,385.00
	Jantata Bank-STD A/C # 001022817-Disb-A/C Uttara	667,545.00
L	Sonali Bank, Rajuk Bhaban Corp. Branch-Cap.	37,609,373.80
	Sonali Bank - A/C No. 33009917-Disburse-Uttara	85,645.00
	Sonali Bank -A/C No. 33009925-E M Disburse	364,982.00
	Sonali Bank-STD A/C # 36000022-Uttara R/A	82,511.33
	Sonali Bank-STD A/C # 36000039-Nikunja Uttar-R/A	15,761.73
	Sonali Bank-STD A/C # 36000047-Uttara C/A	86,866.95
	Sonali Bank-STD A/C # 36000055-Tongi I/A	81,292.14
	Sonali Bank-STD A/C # 36000063-Panthapath C/A	36,209.61
	Sonali Bank-STD A/C # 36000071-Joarshahara C/A	23,941.30
	Sonali Bank-STD A/C # 36000088-Outer Circular	1,078.06
	Sonali Bank-STD A/C # 36000303-Purbachal	1,696,879.02
	Sonali Bank-STD A/C # 36000311-Nam Vila	38,785.00
	Sonali Bank-STD A/C # 36000699-Uttara 3rd Phase	2,567,481.26
	Sonali Bank-STD A/C # 36000716-Jhilmil	36,333.98
	Sonali Bank-STD A/C # 36000732-Uttara Apartment Pro	32,491,606.42
M	Bangladesh Bank-Cap. A/C	38,491,328.74
	Grand Total (A+B+C+D+E+F+G+H+I+L+M)	880,534,589.80



Rajdhani Unnayan Kartripakkha
Statement of Bank Balance-Revenue Fund
As on 30 June 2024

Annexure-H

Sl. No.	Bank A/C Type, Bank name & A/C No.	Amount in BDT
A	Current A/C	96,997,534.05
	Agrani Bank-CA/C # 0200007650417 VATCollect-RAJUK B	1,918,115.00
	Agrani Bank -VAT Collection-N.Gonj -0200011495990	723.00
	City Bank SND A/C # 1101967145001-GazipurVAT Colle	180.00
	Janata Bank-CA/C # 001027037-VAT Collect-Uttara	7,209,868.00
	Janata Bank-CA/C # 33011139-VAT Collect-RAJUK Br.	85,080,839.85
	MTBL-CA/C # 1301000199700 VATCollection	971,411.20
	Sonali Bank-CA/C # 1604802001001-VAT Collect-RAJUK	1,816,397.00
B	Savings Account	14,022,238.25
	Sonali Bank-Savings A/C #34003729-Pension Fund	13,926,115.15
	Sonali Bank Savings A/C-1604834064135-Group Insu.	96,123.10
C	Agrani Bank, Rajuk Bhaban Corp. Branch-Rev.	27,763,787.71
	Agrani Bank-STD A/C # 0200002033054-Project Approva	83,100.74
	Agrani Bank-STD A/C # 02000022073977-POA Fees	80,546.96
	Agrani Bank-STD A/C # 0200007647889-H. Vehicle Hire	383,296.32
	Agrani Bank STD A/C # 0200011201129-Mutation Fees	354,338.48
	Agrani Bank-STD A/C # 0200011913723-Other Inc.Vatab	138,660.12
	Agrani Bank STD A/C # 11201226-Documentation Fees	191,444.63
	Agrani Bank-STD A/C # 36000014-Plan / App./ NOC Fee	1,074,965.01
	Agrani Bank-STD A/C # 36000039-Evltion Charge	146,852.89
	Agrani Bank-STD A/C # 36000047-Fine for Unauth. Bid	1,813,761.96
	Agrani Bank-STD A/C # 36000096-Ground Rent/ Ser. Ch	44,632.96
	Agrani Bank-STD A/C # 36000105-Rent Collection	328,961.57
	Agrani Bank-STD A/C # 36000154-Tender Schedule Sale	85,119.59
	Agrani Bank-STD A/C # 36000179-Transfer Fees	4,805,343.79
	Agrani Bank-STD A/C # 36000187-Conversion Fees	578,015.14
	Agrani Bank-STD A/C # 36000278-Misc. Income	13,535,857.36
	Agrani Bank-STD A/C # 36000303-App. Form Sale	64,546.61
	Agrani Bank-STD A/C # 8901288-Registration & Renewa	282,171.97
	Agrani Bank-STD A/C # -8901382-Plot Accumu. Fees	3,772,171.61
D	Agrani Bank, Tanbazar Br. N.Gonj	88,854.50
	Agrani Bank-0200011444430-Plan / App / NOC Fees	52,312.03
	Agrani Bank-0200011444698-Eviction Charges	36,542.47



Annexure-H

Sl. No.	Bank A/C Type, Bank name & A/C No.	Amount in BDT
E	Bank Asia Ltd, Principal Office, Motijheel	6.61
	Bank Asia Ltd # 336000975-Application Form	6.61
F	City Bank Ltd, Gazipur Brach	48,745.00
	City Bank SND A/C # 3101967141001-Plan// Land Use /	48,745.00
G	Eastern Bank Ltd, Principal Branch	92,756.32
	Easter Bank-STD A/C # 360426319-App. Form Sale	92,756.32
H	Export Import Bank of Bangladesh Ltd, Palton Branch	73,327.06
	Exim Bank Ltd # 13100024197-Application Form	73,327.06
I	Janata Bank, Mohakhali Corporate Branch-Rev.	461,506.49
	Janata Bank-STD A/C # 4000575-Ground Rent / Ser. Ch	14,694.36
	Janata Bank-STD A/C # 4000587-Transfer Fees	34,341.72
	Janata Bank-STD A/C # 4000601-Plan / Land Use Fees	154,547.55
	Janata Bank-STD A/C # 4000613-Eviction Charged Real	59,960.60
	Janata Bank-STD A/C # 4000625-Fine for Unauth. Bld.	66,845.86
	Janata Bank-STD A/C # 4000637-Coverision Fees	23,346.45
	Janata Bank-STD A/C # 4000649-Misc. Income	85,103.84
	Janata Bank-STD A/C # 4000652-Documentation Fees	15,908.88
	Janata Bank-STD A/C # 4000815-App. Form Sale	6,757.23
J	Janata Bank, Rajuk Bhaban Corp. Bhaban Branch-Rev.	60,702,074.50
	Janata Bank-STD A/C # 255456771-Mutation Fees	3,366,811.76
	Janata Bank-STD A/C # 255457840-Fine for Unauthoris	40,104,706.32
	Janata Bank-STD A/C # 36000015-Ground Rent/service	52,205.43
	Janata Bank-STD A/C # 36000048-Rent Collection	330,897.13
	Janata Bank-STD A/C # 36000246-Electricity Bill	370,534.38
	Janata Bank-STD A/C # 36000304-Tender Schedule Sale	91,489.19
	Janata Bank-STD A/C # 36000353-Transfer Fees	12,184,169.69
	Janata Bank-STD A/C # 36000444-App. Form Sale	119,122.76
	Janata Bank-STD A/C # 36000469-Documentation Fees	832,579.88
	Janata Bank-STD A/C # 36000477-Power of Attorney Fe	336,002.68
	Janata Bank-STD A/C # 36000535-Advance Refund-Rev.	952,596.81
	Janata Bank-STD A/C # 36000551-Hatirjheel Income	1,556,785.32
	Janata Bank-STD A/C # 53373598-Conversion Fees	404,173.15
K	Janata Bank, Ramna Corporate Branch-Rev.	80,960.27
	Janata Bank-STD A/C # 36000398-App. Form Sale	80,960.27



Annexure-H

Sl. No.	Bank A/C Type, Bank name & A/C No.	Amount in BDT
L	Janata Bank, Uttara Model Town Corp. Branch-Rev.	16,244,045.11
	Janata Bank-STD A/C # 20113606-Plot Accumulation Fe	659,156.46
	Janata Bank-STD A/C # 2012090-Power of Attorney Fee	141,003.37
	Janata Bank-STD A/C # 2014157- Fin for Late Constuc	503,658.31
	Janata Bank-STD A/C # 2015170-Conversion Fees	370,317.41
	Janata Bank-STD A/C # 4000602-Ground Rent / Ser. Ch	144,819.31
	Janata Bank-STD A/C # 4000613-Transfer Fees	12,232,307.85
	Janata Bank-STD A/C # 4000624-Mutation Fees	1,132,356.31
	Janata Bank-STD A/C # 4000635-Plan/land Use/NOC Fee	93,639.68
	Janata Bank-STD A/C # 4000657-Fine for Unauth. Bid.	40,257.03
	Janata Bank-STD A/C # 4000668-Conversion Fees	19,821.70
	Janata Bank-STD A/C # 4000679-Misc.	215,969.92
	Janata Bank-STD A/C # 4000772-Documentation Fees	562,450.57
	Janata Bank-STD A/C # 4000828-App.Form Sale-Uttara	101,574.13
	Janata Bank-STD A/C # 4000885-Appli.Form-Jhilmil	26,713.06
M	Mutual Trust Bank Ltd, Dilkusha Branch-Rev.	14,687,058.14
	MTB A/C#1310000102152-Plan/ App / NOC Fees(Online)	14,687,058.14
N	Sonali Bank, Rajuk Bhaban Corp. Branch-Rev.	8,252,407.83
	Sonali Bank A/C-# 1604803000083 (Plan,LU,NOC)Online	18,113.00
	Sonali Bank-STD A/C # 36000014-Ground Rent/service	355,930.42
	Sonali Bank-STD A/C # 36000096-Tender Schedule Sale	62,124.11
	Sonali Bank-STD A/C # 36000105-Transfer Fees	7,026,124.24
	Sonali Bank-STD A/C # 36000113-Mutation Fees	722,090.69
	Sonali Bank-STD A/C # 36000682-App.Form Sale	68,025.37
O	Bangladesh Bank - Rev. A/C	191,805,883.90
Grand Total (A+B+C+D+E+F+G+H+I+L+M+N+O)		431,321,185.74



Rajdhani Unnayan Karttripakkha
Statement of Rent Receivable
As on 30 June 2024

Annexure-I

Sl. No.	Particulars	Amount in BDT
1	A B International	58,391.00
2	Bangla Process Industries Ltd	1,175,557.00
3	Continental Contracting Co.	257,596.00
4	Falcon Travels Ltd	63,146.00
5	Golden Fish Bangladesh Ltd	299,288.00
6	Gulf Bangladesh Associates Ltd(Floor Rent & Electr)	7,952,022.43
7	International Power Engineering	389,892.00
8	Judge Distilleries Ltd	1,574,634.00
9	Khan Trading Co.	1,408,599.00
10	Khan Trading Co. Ltd.	1,264,537.00
11	Land Mark Bangladesh Ltd	923,839.00
12	Mazal Development	1,632,338.00
13	Poly Overseas Pvt. Ltd	570,958.00
14	Potuakhali Jute Mills Ltd	341,140.00
15	Ramboler Overseas Ltd	533,720.00
16	Rowshan Travels Ltd	148,757.00
17	Urban Resilience Project (Rent)	247,536.40
Total		18,841,950.83



Rajdhani Unnayan Karttripakkha
Statement of Bills payable to Others
As on 30 June 2024

Annexure-J

Sl. No.	Particulars	Amount in BDT
A	Revenue Fund	12,360,536.97
	Advocate Abdus Satter	18,750.00
	Advocate Khalequjjaman Bhuiyan	42,652.00
	Advocate Md. Kamrul Islam	30,000.00
	Advocate Md. Abdul Halim	27,093.00
	Advocate Md. Mizanur Rahman	11,250.00
	Advocate Tamanna Afrin	22,500.00
	Bishawbiddalya Campus	567,000.00
	Dhaka City Corporation-Rev.	11,030,104.97
	Ekattor TV	14,390.00
	Impress Telefilm Ltd. (Channel -I)	19,190.00
	Independent Television Ltd.	14,390.00
	Jamuna Television Ltd.	14,390.00
	Maasranga Television.	11,515.00
	Multi Media Production Co.Ltd(ATN Bangla).	14,390.00
	Payable to National Exchequer	106,845.00
	Somoy Media & Publication	14,390.00
	The Daily Jugantor	401,687.00
B	Capital Fund	29,854,792.90
	Advocate Md. Imam Hassan	59,077.00
	Advocate Mohammad Mehedi Hasan Chowdhury	75,000.00
	Public Works Department (PWD)	29,720,715.90
	Total (A+B)	42,215,329.87

Statement of Earnest Money

Annexure-K

Sl. No.	Particulars	Amount in BDT
1	E M From 9 Bldg.Flat Applicant-BDT	147,791,081.80
2	EM From Hatirheel Flat Applicant	6,160,000.00
3	Spice Cattering Ltd	100,000.00
4	E.M From Plot Applicant-BDT	1,123,823,097.69
5	E.M From Plot Applicant-FC	1,577,013.48
	Total	1,279,451,192.97



Rajdhani Unnayan Kartripakkha
Statement of Security Depsit-Cap. Fund
As on 30 June 2024

		Annexure-L
Sl. No.	Particulars	Amount in BDT
A	Bill Retained From Contractors	8,884,180.00
	Ena Dong AH Construction Firm (20% Bill Retained)	8,884,180.00
B	Performance Guarantee From Contractors	60,000.00
	Dhola Enterprise-PG	60,000.00
C	Security From Contractors -Cap.	1,170,857,633.46
	A Ahmed & Sons-SD	444,108.00
	Abdullah Enterprise-SD	124,448.00
	Abdul Mannan & Sons-SD	998,155.00
	Abdul Momen Ltd-SD	6,930,250.00
	Abdul Monem Ltd-SD	1,401,128.00
	Abedin Taders-SD	55,982.00
	ABT-EG JV-SD	4,455,805.00
	Akbar Enterprise-SD	396,884.00
	Aliza Enterprise-SD	1,002,040.00
	Al-Rahman Enterprise-SD	407,900.00
	Al-Rahman Traders-SD	407,900.00
	Alvi Enterprise-SD	507,947.00
	Ami Enterprise-SD	545,155.00
	Amin Trading Corporation-SD	2,274,512.00
	Amoy Enterprise-SD	109,442.00
	Anable Development for The Poor-SD	5,920.00
	Anamika-SD	95,985.00
	Anam Traders- SD	18,971,515.00
	Ananda Computers-SD	4,900.00
	Anas Trading International-SD	14,735.00
	Anita Enterprise-SD	560,796.00
	Anonnya Traders-SD	2,691,701.00
	A. R Enterprise-SD	1,520,505.00
	Arif Traders-SD	760,239.00
	A.R.Trading-SD	262,291.00
	Asa Engineering & Media Center Ltd-SD	18,405.00
	Ataur Rahman Khan -SD	1.00
	Atco S S E C L JV-SD	4,327,619.00
	Atco S T C JV-SD	5,040,614.00
	Auto Power (Pvt) Ltd-SD	7,388,013.00
	Averest Computers Ltd-SD	12,300.00
	Avi International (Pvt) Ltd. SD	5,133.00
	A Wadud Trade Center-SD	13,190.00
	Awlad & Co-SD	9,678.00



Annexure-L

Sl. No.	Particulars	Amount in BDT
	Babul Construction Ltd. - SD	1,406,329.00
	Bashundhara LP Gas Limited-SD	7,162,726.00
	BFL-HCL-JV-SD	22,619,775.00
	Bhawaliapara Traders-Sd	10,283.00
	Bhulyan Enterprise-SD	1,850.00
	Bismillah Enterprise-SD	167,296.00
	Bonus International-SD	7,006.00
	Britto Construction-SD	36,428.00
	Commando Guards Ltd-SD	132,235.00
	Concept Elevators & Engineering Ltd-SD	5,930,810.00
	Consortium of RUL Mahabubur Rahman Mukul-SD	1,173,482.00
	Daffodil Electric Co.-SD	235,318.00
	Data Expert-SD	662,195.00
	Data Soft System Bangladesh Ltd-SD	13,150.00
	Data Solutions Ltd-SD	224,010.00
	Desh Unnayan Ltd & the Builders Engineers-JV-SD	2,000,000.00
	Design Solution Center-SD	115,792.00
	Dhola Enterprise-SD	116,609.00
	Director, BRTC (BUET)-SD	136,250.00
	Dockyard and Engineering Works Ltd-SD	403,569,490.00
	Dredge Bangla(Pvt.) LTD-SD	6,637,476.00
	Dumo Con & Dredging-SD	19,150.00
	Elite Construction-SD	411,383.00
	Ena DDJ Construction Firm-SD	1,152,933.00
	Ena Dong AH Construction Firm-SD	13,187,959.00
	Eng. & Planning Consultant Ltd. Farm Asso. Ltd-SD	450,283.00
	Eva Overseas Corporation-SD	6,312,937.00
	Fahim Enterprise-SD	427,100.00
	Faruque Enterprise-SD	890,408.00
	Fatin & Tashin Enterprise-SD	20,771.00
	Feroza Associates-SD	46,708.00
	Gess Bangladesh-SD	848,939.00
	Global Brand Pvt. Ltd-SD	283,996.00
	Haider Construction (Pvt.) Ltd-SD	677,705.00
	Haider & Co. - SD	1,672,117.00
	Hatil Complex LTD-SD	26,540.00
	H.K International-SD	24,386.00
	Hossain Electrical Co. - SD	12,215.00
	H Rahman Enterprise-SD	485,712.00
	HSL-RE-JV-SD	19,867,356.00
	I C C L- A A H & Sons Jv-SD	914,840.00
	I C C Ltd-SD	5,694,990.00



Annexure-L

Sl. No.	Particulars	Amount in BDT
	Information Servies Network Ltd. -SD	3,000.00
	Janani Enterprise-SD	27,886.00
	Janx Power Engineering Ltd-SD	18,901.00
	Joss Builders-SD	92,190.00
	JPZ Consulting Bangladesh Ltd-SD	253,431.00
	KB IRC JV-SD	413,534.00
	K B R C JV-SD	305,936.00
	Khan Construction-SD	1,616,134.00
	Khan Enterprise-SD	7,086.00
	Khokan Construction & Engineering Ltd -SD	235,937.00
	Kushali Nirmata Ltd-SD	821,389.00
	Land Fall Construction-SD	49,827.00
	Land Fall Construction & Suppliers-SD	25,749.00
	Lemon Enterprise-SD	260,922.00
	L Islam & Co.-SD	22,307.00
	Maan Bangladesh Ltd-SD	971,965.00
	Mahabub Brothers (Pvt) Limited-SD	10,827,728.00
	Mahmud Masum-SD	91,379.00
	Maliha Enterprise-SD	341,222.00
	Mars Syndicate MPE JV-SD	13,276,825.00
	Mars Syndicate-SD	585,484.00
	Mars Syndicate Venus Trading JV-SD	3,270,430.00
	M A S Enterprise-SD	127,253.00
	M A S I JV-SD	1,543,441.00
	Matco International-SD	249,175.00
	Matco-SD	1,028,570.00
	M A Tonny JV-SD	9,220,043.00
	Mazid Sons-Sunny Con JV-SD	1,354,865.00
	Md. Anwar Hossain-SD	735,304.00
	Meco International-SD	1,041,333.00
	Meghna Village Holding Resort-SD	40,000.00
	MEP Engineering Point-SD	3,198,263.00
	Miah Mohammad Enterprise-SD	31,330.00
	Mirza Construction-SD	305,620.00
	Mizi Trading Agency-SD	25,863.00
	M M Builders & Engineers Ltd-SD	2,371,217.00
	Mohammad Tokuddin-SD	854,007.00
	Moklesur Rahman (Pvt.) Ltd-SD	13,084,829.00
	Momotaj Engineers Ltd-SD	10,934,492.00
	Monico CPC-JV- SD	31,655,506.00
	Monowara & Sons-SD	38,046.00
	Mozahar Enterprise-SD	2,107,348.00



Annexure-L

Sl. No.	Particulars	Amount in BDT
	M.R Cons. the Builders Engineers Ass. Ltd-Jv- SD	9,565,168.00
	M.R Construction S A JV-SD	316,238.00
	M. R Construction-SD	1,539,935.00
	MRC-SA-PE-JV-SD	2,415,071.00
	M/S Asia Khalil Traders-SD	90,451.00
	M/s Chowdhury Enterprise-SD	2,122,575.00
	M/S Ismail Hosain-SD	1,151,538.00
	M/s-Professional Elevator & Escalator Ltd. SD	1,280,100.00
	M/S Sharif & Sons-SD	2,262,894.00
	M/S, Udayan Builders -M/S, Tanni Enterprise JV-SD	2,037,623.00
	Multitrade Internation-SD	451,242.00
	Murad Brothers-SD	18,300.00
	Murshed Khan & Co.-SD	41,827.00
	Nabila Enterprise-SD	228,898.00
	Naqib Technology-SD	1,010,279.00
	National Civil Engineers Ltd-SD	3,616,658.00
	National Development Engineers Ltd-SD	1,952,504.00
	Navana Construction Ltd -SD	38,242,964.00
	Navana Interlinks Ltd-SD	868,071.00
	NCL-NREL-JV -SD	73,434,452.00
	NDE-NT-JV-SD	8,084,977.00
	NDE-UCC-SC-JV-SD	2,442,870.00
	Niaz-Tanni-Raju Jv-SD.	1,782,889.00
	Niaz Traders-SD	6,312,611.00
	Nipun Builders & Developers-SD	5,426.00
	NJK IH JV-SD	2,327,866.00
	N N Consortium-SD	52,760.00
	Noona Traders-SD	6,415,708.00
	NT-AE-JV-SD	539,502.00
	NT-AE-NT-JV-SD	2,391,694.00
	N T S E JV-SD	5,075,388.00
	Nurshat Construction-SD	72,363.00
	Nur Traders-SD	421,295.00
	Nuruzzaman Khan-SD	21,381,374.00
	Overseas Marketing Corporation (Pvt) Ltd-Sd	172,880.00
	Padma Enterprise -SD	834,845.00
	Panel Enterprise-SD	71,500.00
	Papri Enterprise-SD	115,805.00
	Parisa Trade Syatem Ltd.-SD	384,260.00
	Prodhan Enterprise-SD	441,069.00
	Prokriti O Jibon Foundation-SD	42,206.00
	Promi Enterprise-SD	48,181.76



Annexure-L

Sl. No.	Particulars	Amount in BDT
	Prosoil Foundation Consultant-SD	6,461.00
	Pubali & Co. -SD	24,610.00
	Q Z Islam Enterprise-SD	111,597.00
	Rafique Construction Co.(Pvt) Ltd-SD	11,935,851.00
	Rafique Construction Co.& Shafique & Sons Cons.-SD	7,889,057.00
	Rahim Afroz CNG Ltd-SD	9,040.00
	Rahman Engineering-Tanni Enterprise-Jv-SD	1,677,597.00
	Raju International-SD	812,082.00
	RanaBuilders Ltd-MRC-JV-SD	4,177,688.00
	Rana Builders (Pvt)Ltd M/S Shafique and Sons(JV)-SD	5,242,164.00
	Reza Enterprise-SD	4,788.00
	Riajul Enterprise-SD	148,265.00
	RIRB Join Venture-SD	3,000.00
	Rising Construction-SD	7,342,718.00
	Rising Enterprise-SD	14,780.00
	R P Construction (Pvt.) Ltd-SD	12,360,669.00
	R P Udayon JV-SD	23,553,238.00
	Sabs Syndicate-SD	5,328,873.00
	S A E L E JV-SD	5,586,904.00
	S A Enterprise-SD	273,943.00
	Safia Enterprise Corporation-SD	154,146.00
	Samar Enterprise - SD	667,552.00
	Sapna Construction-SD	1,243,147.00
	S A S I JV-SD	3,330,576.00
	S A Tonny JV-SD	10,437,336.90
	S A Trading Corporation-SD	43,339.00
	S D L Consultant-SD	879,341.00
	Selim & Sons Engineers-SD	113,488.00
	Selim Traders-SD	392,054.00
	Sena Kalayan Sangstha-SD	3,003,123.00
	Shafique & Sons-SD	3,016,712.00
	Shahabuddin Trading Co.-SD	18,121,405.00
	Shahida Traders-SD	1,109,462.00
	Shahria Enterpruse -SD	115,756.00
	Shajahan & Co.-SD	199,122.80
	Shamoli Enterprise-SD	40,370.00
	Sherpa Power Engineering Ltd-SD	3,388,849.00
	Siddique & Co.-SD	12,907,416.00
	Sigma Associates-SD	114,856.00
	Soft Corn International-SD	2,045.00
	Sohel Engineering & Co.-SD	29,003,007.00



		Annexure-L
Sl. No.	Particulars	Amount in BDT
	Sohel Enterprise-SD	435,490.00
	Sonali Construction Co.-SD	3,000.00
	S. Prokoshali-SD	5,702.00
	SSL- Convoy- Jv-SD	262,830.00
	SS & MT-JV-SD	20,316,753.00
	SS-RC-JV- SD	1,608,723.00
	SS-RI-JV-SD	2,138,231.00
	Starlite Services Limited-SD	4,773,032.00
	Star Technovision-Sd	27,400.00
	Sumon Enterprise - SD	129,638.00
	Sunny Construction-SD*	1,170,815.00
	Super Star Renewable Energy Ltd-SD	1,174,518.00
	Surma International-SD	2,301,525.00
	Tafura Enterprise-SD	298,097.00
	Techno SDL JV-SD	7,291,052.00
	Techno Trade International-SD	850,738.00
	The Continental Builders-SD	803,195.00
	The Dress Man-SD	278,860.00
	The Stone Steel Farazi Brothers JV-SD	26,546,766.00
	The Stone Steel-SD	8,027,995.00
	The Trades Man-SD	139,361.00
	The United Construction Co.-SD	3,823,577.00
	T. N. International-SD	11,000.00
	Tofura Enterprise-SD	298,097.00
	Toma Construction & Co Ltd - SD	3,000,002.00
	Tonny Enterprise-SD	584,735.00
	Tonoy Construction-SD	1,296,972.00
	Tori Builders-SD	94,158.00
	Trade Linkers Office Automation Ltd-SD	10,000.00
	T.S Enterprise-SD	63,082.00
	Turtle-SD	6,000.00
	Twin Picks Construction-SD	99,944.00
	UCC-SC-JV-SD	615,630.00
	Udayan Builders-SD	7,657,963.00
	Udayan-Convoy Jv-SD	5,607,254.00
	Udayan Lemon-JV-SD	2,038,598.00
	Udayan Starlite Convoy JV-SD	6,000,821.00
	Union & Babul Construction Ltd-SD	2,349,124.00
	Vision Engineers-SD	91,259.00
	Wanur International-SD	148,317.00
	White Product & Electronic Ltd. SD	22,050.00
	Younus & Brothers (Pvt.) Ltd-SD	586,742.00



Annexure-L		
Sl. No.	Particulars	Amount in BDT
D	Security From Contractors (Fixed)-Cap.	2,200,000.00
	Azahar & Co.-FD	100,000.00
	Babul Construction-FD	100,000.00
	Chowdhury International-FD	100,000.00
	Fare Construction-FD	100,000.00
	Ismail Hossain-FD	100,000.00
	Khaled Brothers & Co.-FD	50,000.00
	Mahtab Traders Ltd-FD	100,000.00
	Masum Enterprise-FD	100,000.00
	Megnam Corporation Ltd-FD	100,000.00
	Milki Traders & Const.-FD	100,000.00
	Monsur Brothers & Co.-FD	100,000.00
	Padma Enterprise-FD	100,000.00
	Parisa Trade Systems Ltd-FD	100,000.00
	Rana Traders-FD	50,000.00
	Rising Construction-FD	100,000.00
	Rupayan Prokoushali-FD	100,000.00
	Shaheda Enterprise-FD	100,000.00
	Sigma Associates-FD	100,000.00
	S.S Engineering and Construction Ltd-FD	100,000.00
	The Bhuyan Engineers-FD	100,000.00
	The United Construction Co.-FD	100,000.00
	Tonny Enterprise-FD	100,000.00
	Udayan Builders-FD	100,000.00
E	Security From Contractors-GOB Finance	342,300.00
	National Civil Engineers Ltd (GOB)-SD -Tree Maint	342,300.00
F	Security From Others	13,663,009.00
	Grameen Caladonian College of Nursing	438,150.00
	Security From DMRIDP	13,224,859.00
Total (A+B+C+D+E+F)		1,196,007,122.46



Rajdhani Unnayan Karttripakkha
Statement of Security Depsit-Rev. Fund
As on 30 June 2024

		Annexure-M
Sl. No.	Particulars	Amount in BDT
A	Performance Gurantee	96,600.00
	Modern Engineers Plannere& Consultants Ltd-PG	96,600.00
B	Security for Shop and Others	17,210,432.75
	Atish Dipankar University (Security for Road Cut)	140,630.00
	Bengal Media Corp. Ltd (SD for MP Theatre)	1,951,500.00
	Deep Trade International (Security for Shop)	100,000.00
	Desco (Security for Road Cutting)	254,457.00
	EDOTCO (Security for BTS)	50,000.00
	M/S Amity Int. Corp. (SD for Ground Rent)	5,000,000.00
	M/S Elite Construction (Security for Shop)	1,000,000.00
	M/S Harun Enterprise (Security for Shop)	100,000.00
	PD, DESWSP, DWASA (Security for Road Cutting)	7,554,279.75
	Sheltech Pvt. Ltd (Security for Road Cutting)	59,302.00
	Summit Comm. Ltd (Security for Road Cutting)	1,000,264.00
C	Security From Contractors-Rev.	51,731,726.00
	A. Akther Enterprise-SD	36,594.00
	Abacus Technologies & Softwire Solution-SD	26,730.00
	Adfair Design & Supply-SD	49,453.00
	Akkharika Mudran-SD	4,680.00
	Alam & Co.-SD	2,269,667.00
	Al-Arafat Services (PVT.) Limited-SD	1,827,456.00
	Al-Hera Engineering-SD	44,237.00
	Aliza Enterprise-SD	253,231.00
	Al-Yakub Press-SD	31,050.00
	Amin Trading Corporation-SD	1,060,151.00
	Anamika-SD	31,577.00
	A. R Enterprise-SD	84,670.00
	Arti Fact-SD	11,910.00
	Ask International-SD	108,922.00
	A Wadud Trade Center-SD	58,083.00
	Ayesha Enterprise-SD	1,280,000.00
	Bandatech-SD	26,423.00
	Bangladesh Computer Land-SD	51,031.00
	Bikrampur Business Center-SD	21,500.00
	BISG Ltd-SD	1,190.00
	Britto Construction-SD	53,261.00
	Business Machine Company-SD	34,828.00
	Chowdhury Auto Mobiles-SD	13,995.00
	Chowdhury Trading Corporation -SD	13,269.00
	Computer Source Ltd-SD	21,440.00
	Crest Lifts Limited-SD	65,859.00
	Daffodil Electric Co.-SD	65,976.00
	Data Age Ltd-SD	13,591.00
	Deep International-SD	44,643.00



		Annexure-M
Sl. No.	Particulars	Amount in BDT
	Die Bestenn-SD	13,550.00
	Digitron-SD	39,100.00
	Dola Enterprise-SD	26,352.00
	Donatien International-SD	575,419.00
	E-Base IT-SD	11,093.00
	Elite Construction-SD	173,504.00
	Everest Computers Ltd-SD	43,410.00
	Fahim Construction-SD	301,093.00
	Flora Ltd-SD	15,034.00
	Gulf Bangladesh Associates Ltd-SD	165,301.00
	Gulf Bangladesh Services-SD	7,650.00
	Haider & Co. - SD	400,423.00
	H. M Enterprise-SD	51,192.00
	Hossain Electrical Co. - SD	10,330.00
	Howlader Trading International-SD	192,884.00
	Hubho Art & Technology-SD	39,890.00
	Ideal Business Center - SD	19,870.00
	Invent Point Computer -SD	16,400.00
	Jahangir Alam-SD	29,770.00
	Jalal-SD	355,000.00
	Jam Jam Enterprise-SD	721,500.00
	Jamuna Traders-SD	29,844.00
	J.N Construction-SD	221,192.00
	Kazi Enterprise - SD	49,436.00
	Khan Business Center-SD	7,488.00
	Khan Enterprise-SD	112,709.00
	K. M Zaman Enterprise-SD	54,516.00
	Kostori Trading Co.-SD	333,333.00
	LID Design & Engineers-SD	79,830.00
	Maan Bangladesh Ltd-SD	301,520.00
	Mahmudunnabi Murad-SD	92,805.00
	Major Golam Haider-SD	25,000.00
	Maliha Enterprise-SD	812,132.00
	Margina Enterprise-SD	33,371.00
	Margina Enterprise-SD	64,600.00
	M A S Enterprise-SD	32,500.00
	Matco-SD	224,975.00
	Md Alamgir Hossain-SD	9,100.00
	Md. Obaidullah-SD	9,000.00
	Md. Rezaul Karim-SD	14,277.00
	Meghna Automation System & Engineering Ltd-SD	760,650.00
	Mehezabin Enterprise-SD	45,195.00
	Mehnaaz Enterprise-SD	39,556.00
	M. H Brothers-SD	111,196.00
	M.H Khan-SD	4,588.00
	Miah Mohammad Enterprise-SD	57,000.00
	Millat Ali-SD	22,993.00
	Mithila Enterprise-SD	



		Annexure-M
Sl. No.	Particulars	Amount in BDT
	Mizi Trading Agency-SD	30,486.00
	M.M International-SD	288,190.00
	Model Electric-SD	12,455.00
	Mohona Construction -SD.	153,420.00
	Momotaj Engineers Ltd-SD	5,689,129.00
	Monalisa-SD	14,715.00
	Mostafiz Trade International-SD	52,706.00
	M. R Construction-SD	454,768.00
	M/S Aatur Rahman Khan-SD	3,685,699.00
	M/s Bhuiyan Associates-SD	55,742.00
	M/S Manik & Brothers-SD	66,896.00
	M/S Powercell Engineering Ltd-SD	11,811.00
	M/S Sk Enterprise-SD	16,824.00
	M/S Tamim Trade International-SD	47,398.00
	Multi Trade International-SD	162,060.00
	Munsi Enterprise-SD	56,408.00
	Nazrul Islam-SD	175,900.00
	Niaz Traders-SD	336,549.00
	Nipun Builders & Developers-SD	5,330.00
	Nurjahan Enterprise-SD	206,174.00
	Nur Traders-SD	465,759.00
	Oxford Engineering-SD	10,555.00
	Panel Enterprise-SD	108,633.00
	Pappu Enterprise - SD	893.00
	Planet Com. Techonology-SD	39,500.00
	Power Sonic Trade International - SD	5,500.00
	Promi Enterprise-SD	7,623.00
	Q Z Islam Enterprise-SD	339,662.00
	Raj Development Construction-SD	256,582.00
	Ranu Eaterprise-SD	57,180.00
	Reza Enterprise-SD	37,703.00
	Rifat Enterprise-SD	56,023.00
	Rising Sun-SD	32,630.00
	Rony Enterprise - SD	43,994.00
	Sabit Enterprise -SD	81,819.00
	Sabs Syndicate-SD	30,526.00
	S A Enterprise-SD	44,296.00
	Saif & Sons-SD	132,276.00
	Salam Construction-SD	110,415.00
	Samar Enterprise - SD	205,970.00
	Sapna Construction-SD	168,102.00
	Sapna Construction-SD	15,909.00
	Sarina Corporation-SD	405,000.00
	Shamima Enterprise-SD	767,903.00
	Sharif & Sons-SD	350,000.00
	Shifa Ayon Traders-SD	4,159,237.00
	Siddique & Company Ltd-SD	207,007.00
	Sigma Associates-SD	20,994.00
	Sikder Constraction-SD	107,567.00
	Silver Sun Electronics-SD	107,567.00



		Annexure-M
Sl. No.	Particulars	Amount in BDT
	SIMPLEX -SD	28,197.00
	Six Star Corporation-SD	5,704,480.00
	S Rahman & Brothers-SD	13,806.00
	S. S International Trading-SD	19,800.00
	Starlite Services Ltd-SD	1,725,374.00
	Star Tech & Engineering Ltd-SD	1,054,078.00
	Sunny Construction-SD	37,217.00
	Taif Enterprise -SD	43,971.00
	Tailors & Cloth Store-SD	23,641.00
	Tanin Enterprise-SD	593,536.00
	Techno Trade International-SD	52,433.00
	The Continantal Builders-SD	140,159.00
	The United Construction Co.-SD	9,100.00
	Trade Linkers Office Automotion Ltd-SD	22,130.00
	T.S Enterprise-SD	400,468.00
	Udayan Builders-SD	7,546,772.00
	Univision Construction-SD	56,598.00
	Wanur International-SD	99,330.00
	Yamin Electronics-SD	5,730.00
Total (A+B+C)		69,038,758.75

**Statement of Others Fund & liabilities
As on 30 June 2024**

		Annexure-N
Sl. No.	Particulars	Amount in BDT
1	Deduction From Dptn Officers Salary & H. R	329,528.80
2	Group Insurence Fund	6,962,378.02
3	Welfare Fund	13,153,378.31
Total		20,445,285.13



Rajdhani Unnayan Karttripakkha
Statement of Contractors/Suppliers Bills Payable-Cap. Fund
As on 30 June 2024

		Annexure-O
Sl. No.	Particulars	Amount in BDT
A	Contractors	53,745,531.00
	Amin Trading Corporation	9,902,500.00
	Auto Power (Pvt) Ltd	6,302,400.00
	Center for Envir: & Geogra: Infor: Services (CEGIS)	1,559,600.00
	Chairman BRTC Central Repairing Workshop,Dhaka	687,009.00
	Concept Elevators & Engineering Ltd	3,286,000.00
	Dockyard and Enginnering Works Ltd, BD Navy, N Gonj	8,033,600.00
	Joss Builders	732,500.00
	MKH Trading	882,500.00
	Momotaj Engineers Ltd	9,054,000.00
	M/S Sharif & Sons	1,431,000.00
	Niaz- Tanni-Raju -Jv.	527,622.00
	NT-AE-NT-JV	710,000.00
	UCC-SC-JV	9,911,500.00
	Vision Engineers	725,300.00
B	Suppliers	832,015.80
	Binimoy Service Station	378,126.00
	Khan Enterprise	56,200.00
	M/S Israil Talukder	9,512.00
	Navana CNG Ltd	388,177.80
Total (A+B)		54,577,546.80



Rajdhani Unnayan Kartripakkha
Statement of Contractors/Suppliers Bills Payable-Rev. Fund
As on 30 June 2024

Annexure-P

Sl. No.	Particulars	Amount in BDT
A	Contractors	3,563,604.00
	Bdcom Online Ltd	346,800.00
	Britto Construction	423,000.00
	Design Touch.	449,600.00
	M/s -Mehezabin Enterprise.	195,700.00
	Nabil Builders	29,683.00
	Rifat Enterprise	438,500.00
	Sikder Trading International	14,990.00
	Smart Technologies(Bd) Ltd.	1,088,222.00
	Strategic Business Solutions Ltd.	350,388.00
	Tanin Enterprise	78,966.00
	Turtle	147,755.00
B	Suppliers	5,303,692.00
	Basoti Logistics Security Services Ltd	373,776.00
	Binimoy Service Station	133,770.00
	Flora Ltd	355,194.00
	Global View	760,240.00
	Gulshan Service Station	1,668,854.00
	Jalalabad Enterprise	411,080.00
	M/S Israil Talukder	33,262.00
	Navana CNG Ltd	921,811.00
	Printoline	645,705.00
Total (A+B)		8,867,296.00

