

**Bangladesh Oil, Gas and Mineral Corporation (Petrobangla)**

Independent Auditor's Report and Audited Financial Statements  
For the year ended June 30, 2021

Contents	Page No.
* Independent Auditors' Report	i-iv
* Statement of Financial Position	1
* Statement of Profit or Loss and Other Comprehensive Income	2-3
* Statement of Changes in Equity	4
* Statement of Cash Flows	5
* Notes to the Financial Statements	6-26
* Annexure - A	27
* Annexure - B	28-36



**Khan Wahab Shafique Rahman & Co.**

Chartered Accountants

Rupali Bima Bhaban (5<sup>th</sup> & 6<sup>th</sup> Floor)

7, Rajuk Avenue, Motijheel,

Dhaka-1000.

Email: kwsr@dhaka.net

Web: www.kwsr.com

**M. J. Abedin & Co.**

Chartered Accountants

National Plaza, 3<sup>rd</sup> Floor,

109 Bir Uttam CR Datta Road

Dhaka-1205.

Email: audit@mjabedin.com

Web: www.mjabedin.com

**Independent Auditor's Report**

To the Shareholders

of

**Bangladesh Oil, Gas and Mineral Corporation (Petrobangla)**

**Report on the Audit of the Financial Statements**

**Qualified Opinion**

We have audited the accompanying financial statements of Bangladesh Oil, Gas and Mineral Corporation (Petrobangla) which comprise the statements of financial position as at 30 June 2021, and the Statement of profit or loss and other comprehensive income, statements of changes in equity and statements of cash flows for the year then ended, and a summary of significant accounting policies and other explanatory information.

In our opinion, except for the effects of the matter described in the Basis for Qualified Opinion section of our report, the accompanying financial statements present fairly, in all material respects, the financial position of the Company as at June 30, 2021, and its financial performance and its cash flows for the year then ended in accordance with International Financial Reporting Standards (IFRSs), and Bangladesh Energy Regulatory Act, 2003 and other applicable laws & regulations.

**Basis for qualified Opinion**

- a) As disclosed in note # 11 to the financial statements, some items under **Other Receivables Control a/c** aggregating Tk. 40,676,938 have been carried forward since long without any recovery but no provision for irrecoverable amount, if any, has been made. This has resulted in overstatement of asset by same amount.
- b) Bank Balance with Oriental Bank (Now ICB Islami Bank Ltd.), STD-037, amounting Tk. 46,589,420 has been carried forward since long without recovery but provision against deposits with doubtful recovery has not been made. This has resulted in overstatement of asset by same amount.
- c) Production Sharing Contract Operation (PSC) and Liquefied Natural Gas (LNG) are core department of Petrobangla but no accounting software is maintained for recording transaction at PSC and LNG



department, moreover these two departments do not maintain ledger properly. It indicates weakness in recording of transactions at those department.

- d) 'Group current account' under Current Assets (Note – 10.00) Tk. 14,756,738,432 as at June 30, 2021, was not supported by confirmation by the concerned parties. In absence of confirmation, we were unable to determine if any adjustments to the balance is necessary.
- e) As disclosed in note # 20 to the financial statements, Interest has not been charged since inception on Loan amounting Tk. 39,275,956 received from World Bank. Also, there is no repayment against the loan since inception.
- f) Petrobangla has several funds against which the entity maintains SND accounts & FD accounts as monetary assets, whereas we found some differences between the amounts disclosed in financial statements and the aforesaid accounts which was not reconciled. Details are given below:

Particulars	As per Accounts	Amounts in SND accounts	Amounts in FDR	Total	(Excess) / Shortfall
Gas Development fund	61,701,766,232	16,348,969,207	41,960,259,232	58,309,228,439	3,392,537,793
Energy security fund	35,310,072,957	14,035,562,766	20,329,825,965	34,365,388,731	944,684,226
Training fund	1,617,110,205	500,727,978	1,166,950,214	1,667,678,192	(50,567,987)
Abandonment fund	233,202,284	231,652,001	-	231,652,001	1,550,283
<b>Total</b>	<b>98,862,151,678</b>	<b>31,116,911,952</b>	<b>63,457,035,411</b>	<b>94,573,947,363</b>	<b>4,288,204,315</b>

We conducted our audit in accordance with International Standards on Auditing (IASs). Our responsibilities under those standards are further described in the Auditors' Responsibilities for the Audit of the Financial Statements section of our report. We are independent of the Corporation in accordance with the International Ethics Standards Board for Accountants' Code of Ethics for Professional Accountants (IESBA Code) together with the ethical requirements that are relevant to our audit of the financial statements in Bangladesh, and we have fulfilled our other ethical responsibilities in accordance with the IESBA Code. We believe that the audit evidence we have obtained is sufficient and appropriate to provide a basis for our qualified opinion.

#### Reporting on Other Information

Management is responsible for the other information. The other information comprises all of the information in the Annual report other than the financial statements and our auditors' report thereon.

Our opinion on the financial statements does not cover the other information and we do not express any form of assurance conclusion thereon.



In connection with our audit of the financial statements, our responsibility is to read the other information and, in doing so, consider whether the other information is materially inconsistent with the financial statements or our knowledge obtained in the audit or otherwise appears to be materially misstated. If, based on the work we have performed, we conclude that there is a material misstatement of this other information, we are required to report the fact. We have nothing to report in this regard.

### **Responsibilities of Management and Those Charged with Governance for the Financial Statements and Internal Controls**

Management is responsible for the preparation and fair presentation of financial statements of the Corporation in accordance with International Financial Reporting Standards (IFRS), Bangladesh Energy Regulatory Act, 2003, and other applicable laws and regulations and for such internal control as management determines is necessary to enable the preparation of financial statements of the corporation that are free from material misstatement, whether due to fraud or error.

In preparing the financial statements, management is responsible for assessing the Corporation's ability to continue as a going concern, disclosing, as applicable, matters related to going concern and using the going concern basis of accounting unless management either intends to liquidate the Corporation or to cease operations, or has no realistic alternative but to do so.

Those charged with governance are responsible for overseeing the Corporation's financial reporting process.

### **Auditor's Responsibilities for the Audit of the Financial Statements**

Our objectives are to obtain reasonable assurance about whether the financial statements of the Corporation as a whole are free from material misstatement, whether due to fraud or error, and to issue an auditor's report that includes our opinion. Reasonable assurance is a high level of assurance, but is not a guarantee that an audit conducted in accordance with ISAs will always detect a material misstatement when it exists. Misstatements can arise from fraud or error and are considered material if, individually or in the aggregate, they could reasonably be expected to influence the economic decisions of users taken on the basis of these financial statements.

As part of an audit in accordance with ISAs, we exercise professional judgment and maintain professional skepticism throughout the audit. We also:

- Identify and assess the risks of material misstatement of the financial statements, whether due to fraud or error, design and perform audit procedures responsive to those risks, and obtain audit evidence that is sufficient and appropriate to provide a basis for our opinion. The risk of not detecting a material misstatement resulting from fraud is higher than for one resulting from error, as fraud may involve collusion, forgery, intentional omissions, misrepresentations, or the override of internal control.
- Obtain an understanding of internal control relevant to the audit in order to design audit procedures that are appropriate in the circumstances.



- Evaluate the appropriateness of accounting policies used and the reasonableness of accounting estimates and related disclosures made by management.
- Conclude on the appropriateness of management's use of the going concern basis of accounting and, based on the audit evidence obtained, whether a material uncertainty exists related to events or conditions that may cast significant doubt on the Corporation's ability to continue as a going concern. If we conclude that a material uncertainty exists, we are required to draw attention in our auditor's report to the related disclosures in the financial statements or, if such disclosures are inadequate, to modify our opinion. Our conclusions are based on the audit evidence obtained up to the date of our auditor's report. However, future events or conditions may cause the Corporation to cease to continue as a going concern.
- Evaluate the overall presentation, structure and content of the financial statements, including the disclosures, and whether the financial statements represent the underlying transactions and events in a manner that achieves fair presentation.

We communicate with those charged with governance regarding, among other matters, the planned scope and timing of the audit and significant audit findings, including any significant deficiencies in internal control that we identify during our audit.

#### Report on other Legal and Regulatory Requirements

we also report the following:

- a) We have obtained all the information and explanations which to the best of our knowledge and belief where necessary for the purpose of our audit and made due verification thereof;
- b) In our opinion, proper books of accounts, records and other statutory books are required by law have been kept by the Corporation so far as it appeared from our examinations of those books; and
- c) the statements of financial position and statements of profit or loss and other comprehensive income dealt with by the report are in agreement with the books of accounts and returns.

  
KHAN WAHAB SHAFIQUE RAHMAN & CO.

Chartered Accountants

Firm's Reg. No.- 11970 E. P.

Faruk Ahmed FCA

Partner


Enrollment No.- 1591

DVC: 2301081591AS456880

Place: Dhaka

Dated: 08 JAN 2023





M. J. ABEDIN & CO.

Chartered Accountants

Firm's Reg. No.- N/A

Kamrul Abedin FCA

Partner

Enrollment No.- 527

2301080527AS115453



**Bangladesh Oil, Gas and Mineral Corporation (Petrobangla)**  
Statement of Financial Position  
As at June 30, 2021


Particulars	Notes	Amount in Taka	
		30.06.2021	30.06.2020
<b>Assets</b>			
<b>Non-current assets</b>			
Property, plant and equipment	4.	275,598,881	300,236,901
Minor capital project (Capital work-in-progress)	5.	96,095,217	5,983,309
Assets held under SPMC project	6.	-	-
		<b>371,694,098</b>	<b>306,220,210</b>
<b>Investments:</b>			
Investment in Subsidiaries	7.	4,196,580	4,196,580
Investment in FD accounts	8.	89,698,803,303	71,116,736,109
Investment in shares	9.	7,577,620	18,482,000
		<b>89,710,577,503</b>	<b>71,139,414,689</b>
<b>Current assets</b>			
Group current account	10.	14,756,738,432	16,063,426,991
Accounts receivable	11.	66,208,714,835	79,037,201,326
Advances, deposits and prepayments	12.	1,004,267,692	1,753,870,294
Loans to employees	13.	426,326,334	415,343,637
Current Tax Assets	14.	16,283,726,177	7,141,648,353
Cash and cash equivalents	15.	106,735,332,883	104,281,727,706
		<b>205,415,106,354</b>	<b>208,693,218,307</b>
<b>Total assets</b>		<b>295,497,377,954</b>	<b>280,138,853,206</b>
<b>Equity and liabilities</b>			
<b>Capital and reserves</b>			
Paid-up capital	16.	1,500,000	1,500,000
Capital reserve	17.	1,324,172,884	1,324,172,884
Unrealised gain/ (Loss) on Investment		(10,904,380)	
Revenue reserve	18.	27,931,634,054	62,409,666,732
		<b>29,246,402,558</b>	<b>63,735,339,615</b>
<b>Funds for specific use</b>			
Gas development fund	19.	61,701,766,232	46,886,947,160
Energy security fund	20.	35,310,072,957	18,766,960,888
Other funds	21.	1,850,312,489	1,710,685,239
		<b>98,862,151,679</b>	<b>67,364,593,287</b>
<b>Long term liabilities</b>			
Long-term borrowings	22.	39,275,956	39,275,956
Other long-term liabilities	23.	129,126,398	125,961,514
Deferred tax liabilities	24.	47,679,149	57,431,369
		<b>216,081,504</b>	<b>222,668,839</b>
<b>Current liabilities</b>			
Accounts Payables	25.	167,087,527,720	148,803,193,904
Accruals and provisions	26.	85,214,493	13,057,560
		<b>167,172,742,214</b>	<b>148,816,251,464</b>
<b>Total equity and liabilities</b>		<b>295,497,377,954</b>	<b>280,138,853,206</b>
<b>Off Balance Sheet Item (LNG)</b>			
Contingent liability (Letter of Credit)		-	-


The annexed notes form an integral part of these financial statements.

  
\_\_\_\_\_  
Director

  
\_\_\_\_\_  
Director

Signed in terms of our separate report of even date annexed.

  
Khan Wahab Shafique Rahman & Co.  
Chartered Accountants  
Firm's Reg. No.- 11970 E. P.  
Faruk Ahmed FCA  
Partner  
Enrollment No.- 1591

  
M. J. Abedin & Co.  
Chartered Accountants  
Firm's Reg. No.- N/A  
Kamrul Abedin FCA  
Partner  
Enrollment No.- 527

Place: Dhaka

Dated: 08 JAN 2021


DVC: 2301081591AS456880

2301080527AS115453



**Bangladesh Oil, Gas and Mineral Corporation (Petrobangla)**  
**Statement of Profit or Loss and Other Comprehensive Income**  
**For the year ended June 30, 2021**


Particulars	Notes	2020-2021	2019-2020
<b>Income</b>			
Sales proceeds from IOC gas and condensate	27.	50,931,478,278	70,887,509,227
Sales Proceeds of LNG	28.	155,450,530,195	148,864,742,326
Other operating Income from LNG operation		2,013,839,605	2,057,801,211
Petrobangla Charge		1,585,935,914	1,554,262,600
Transport fare recovery		695,171	623,529
Miscellaneous income	29.	1,600,000	3,347,533
		<b>209,984,079,163</b>	<b>223,368,286,427</b>
<b>Expenditure</b>			
Cost of sales of gas and condensate	30.	62,903,882,905	78,440,354,795
Cost of LNG Cargo and Re-gasification	31.	165,059,660,884	175,029,862,214
Personnel expense	32.	1,004,377,492	1,022,853,921
Professional services	33.	4,034,925	3,911,755
Promotional expense	34.	4,957,951	5,787,025
Power expense	35.	2,644,096	8,338,542
Communication expense	36.	1,371,085	652,810
Transport expense	37.	32,015,649	30,401,519
Occupancy expense	38.	38,419,471	33,463,054
Administrative expense	39.	4,103,682	5,455,668
Depreciation	40.	32,241,456	32,511,901
Miscellaneous expense	41.	3,406,842	5,423,390
<b>Sub-Total Expenditure</b>		<b>229,091,116,438</b>	<b>254,619,016,595</b>
Petrobangla actual cost recovery	42.	(170,000,000)	(180,000,000)
<b>Total Expenditure</b>		<b>228,921,116,438</b>	<b>254,439,016,595</b>
<b>Operating profit/(loss)</b>		<b>(18,937,037,275)</b>	<b>(31,070,730,168)</b>
Subsidy received from govt. for LNG operation		24,000,000,000	35,000,000,000
Fund transfer to govt.		-	(10,000,000,000)
<b>Operating Profit/Loss after subsidy</b>		<b>5,062,962,725</b>	<b>(6,070,730,167)</b>
<b>Non-operating income</b>			
Finance income/ (expenses)	43.	5,555,759,135	5,082,069,163
Rental income	44.	29,854,734	38,020,123
Other Non-Operating Income of PSC		2,870,650,092	1,950,801,439
Capital gain from sale of assets		180,635,000	-
<b>Total Non-Operating Income</b>		<b>8,636,898,961</b>	<b>7,070,890,725</b>
<b>Profit/(Loss) before Tax</b>		<b>13,699,861,685</b>	<b>1,000,160,558</b>
<b>Income Tax Expenses:</b>			
Current Tax	45.	(4,088,856,141)	(1,400,415,771)
Deferred tax Income/(Expense)	24.	9,752,219	8,726,935
<b>Net surplus/(deficit)</b>		<b>9,620,757,764</b>	<b>(391,528,277)</b>
<b>Other Comprehensive Income:</b>			
Unrealised Gain/(Loss) on Investment in Share		(10,904,380)	-
<b>Total Comprehensive Income/ (Loss) for the year</b>		<b>9,609,853,384</b>	<b>(391,528,277)</b>



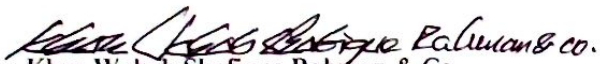
Particulars	Notes	2020-2021	2019-2020
<b>Appropriation account</b>			
Un-appropriated surplus brought forward		(80,184,265,170)	(85,784,993,583)
Prior year's Adjustment		148,187	(377,584,992)
Prior year Adjustments Accumulated Dep. on SPMC Project		-	1,885,955
Prior year Adjustments of LNG		1,261,680	(2,588,970,655)
Prior year's adjustment for PSC		(3,998,342,207)	8,956,926,384
Support for shortfall fund (Transferred from Revenue Reserve)		5,239,638,316	-
Adjustment of PDF (Transferred from Revenue Reserve)		109,987,501,789	-
Subsidy received from govt. for SD VAT payment (Transferred from Revenue Reserve)		25,000,000,000	-
Net profit/(loss) after tax for the year		9,620,757,764	(391,528,278)
		<b>65,666,700,359</b>	<b>(80,184,265,170)</b>
Fund transfer to govt.		<b>(40,000,000,000)</b>	-
		<b>25,666,700,359</b>	<b>(80,184,265,170)</b>

The annexed notes form an integral part of these financial statements.

  
 \_\_\_\_\_  
 Director


  
 \_\_\_\_\_  
 Director

Signed in terms of our separate report of even date annexed.

  
 Khan Wahab Shafique Rahman & Co.  
 Chartered Accountants  
 Firm's Reg. No.- 11970 E. P.  
 Faruk Ahmed FCA  
 Partner  
 Enrollment No.- 1591  
 DVC: 2301081591AS456880

Place: Dhaka  
 Dated: 08 JAN 2023



  
 M. J. Abedin & Co.  
 Chartered Accountants  
 Firm's Reg. No.- N/A  
 Kamrul Abedin FCA  
 Partner  
 Enrollment No.- 527

2301080527AS115453

**Bangladesh Oil, Gas and Mineral Corporation (Petrobangla)**  
**Statement of Changes in Equity**  
**For the year ended June 30, 2021**

Particulars	Paid-up capital	Capital reserve	Unrealised gain / (Loss) on Investment	Revenue reserve	Total
Balance at 01 July 2020	1,500,000	1,324,172,884		62,409,666,731	63,735,339,615
Transferred to/ Used from general reserve (PSC)	-	-		(186,743,563)	(186,743,563)
Contribution towards research and development	-	-		71,349,319	71,349,319
Support for shortfall	-	-		24,704,516	24,704,516
Subsidy received from govt. for SD VAT payment	-	-		-	-
Surplus for the year	-	-		-	-
Prior year's adjustment	-	-		148,187	148,187
Prior year's adjustment for PSC	-	-		(3,998,342,207)	(3,998,342,207)
Prior year's adjustment for LNG	-	-		1,261,680	1,261,680
Unrealized Gain/ (Loss) on investment in share	-	-	(10,904,380)		(10,904,380)
Fund Transfer from SFSF to IOC SD/VAT Payment	-	-		-	-
Prior year Adjustments for SPMC Project	-	-		-	-
Contribution towards price deficit fund	-	-		(11,168,373)	(11,168,373)
Fund transfer to govt.	-	-		(40,000,000,000)	(40,000,000,000)
Net profit/(loss) after tax for the year	-	-		9,620,757,764	9,620,757,764
<b>Balance at 30 June 2021</b>	<b>1,500,000</b>	<b>1,324,172,884</b>	<b>(10,904,380)</b>	<b>27,931,634,054</b>	<b>29,246,402,558</b>

**Statement of Changes in Equity**  
**For the year ended 30 June 2020**

Particulars	Paid-up capital	Capital reserve	Revenue reserve	Total
Balance at 01 July 2019	1,500,000	1,324,172,884	56,434,896,890	57,760,569,774
Transferred to general reserve (PSC)	-	-	29,710,812	29,710,812
Contribution towards research and development	-	-	60,175,070	60,175,070
Support for shortfall	-	-	(382,583,941)	(382,583,941)
Subsidy received from govt. for SD VAT payment	-	-	-	-
Net profit/(loss) after tax for the year	-	-	(391,528,278)	(391,528,278)
Prior year's adjustment	-	-	(377,584,992)	(377,584,992)
Prior year's adjustment for PSC	-	-	8,956,926,384	8,956,926,384
Prior year's adjustment for LNG	-	-	(2,588,970,656)	(2,588,970,656)
Fund Transfer from SFSF to IOC SD/VAT Payment	-	-	-	-
Prior year Adjustments for SPMC Project	-	-	1,885,954	1,885,954
Contribution towards price deficit fund	-	-	666,739,489	666,739,489
<b>Balance at 30 June 2020</b>	<b>1,500,000</b>	<b>1,324,172,884</b>	<b>62,409,666,731</b>	<b>63,735,339,615</b>

The annexed notes form an integral part of these financial statements.

Director

Director

Signed in terms of our separate report of even date annexed.

*Khan Wahab Shafique Rahman & Co.*  
 Khan Wahab Shafique Rahman & Co  
 Chartered Accountants  
 Firm's Reg. No.- 11970 E. P.  
 Faruk Ahmed FCA  
 Partner

Enrollment No.- 1591  
 DVC: 2301081591AS456880

Place: Dhaka  
 Dated: 08 JAN 2023

*M. J. Abedin & Co.*  
 M. J. Abedin & Co.  
 Chartered Accountants  
 Firm's Reg. No.- N/A  
 Kamrul Abedin FCA  
 Partner  
 Enrollment No.- 527


2301080527AS 115453




**Bangladesh Oil, Gas and Mineral Corporation (Petrobangla)**  
Statement of Cash Flows  
For the year ended June 30, 2021


Particulars	Amount in Taka	
	2020-2021	2019-2020
<b>A. Cash flows from operating activities</b>		
Operating profit/(loss)	5,062,962,725	(6,070,730,168)
<i>Adjustment for non-cash item:</i>		
Depreciation	32,241,456	32,511,901
Adjustment in Revenue reserves	(44,098,790,443)	6,364,412,165
<i>Changes in working capital:</i>		
Increase/Decrease in Accounts receivables	12,828,486,491	(17,738,023,456)
Increase/Decrease in Advances, deposits and prepayments	749,602,602	1,223,678,186
Increase/Decrease in Loans and advances to employees	(10,982,697)	(32,686,692)
Increase/Decrease in Accounts Payable	18,284,333,816	49,675,528,774
Increase/Decrease in Accruals and provisions	72,156,933	2,454,440
Increase/Decrease in Other long-term liabilities	3,164,884	7,713,644
Income tax paid	(13,230,933,965)	(8,535,581,049)
<b>Net cash used in operating activities (A)</b>	<b>(20,307,758,198)</b>	<b>24,929,277,746</b>
<b>B. Cash flows from investing activities</b>		
Acquisition of property, plant and equipment	(99,080,344)	(9,189,430)
Sell of Land	1,365,000	
Investment in FDR	(18,582,067,194)	43,324,759,310
Non-operating income	8,636,898,961	7,070,890,725
<b>Net cash provided by investing activities (B)</b>	<b>(10,042,883,576)</b>	<b>50,386,460,606</b>
<b>C. Cash flows from financing activities</b>		
Funds for specific use	31,497,558,392	(60,283,719,915)
Group current account	1,306,688,559	2,548,215,654
<b>Net cash provided by financing activities (C)</b>	<b>32,804,246,951</b>	<b>(57,735,504,261)</b>
<b>D. Net changes in cash and cash equivalents (A+B+C)</b>	<b>2,453,605,177</b>	<b>17,580,234,091</b>
<b>E. Opening cash and cash equivalents</b>	<b>104,281,727,706</b>	<b>86,701,493,614</b>
<b>F. Closing cash and cash equivalents</b>	<b>106,735,332,883</b>	<b>104,281,727,706</b>


The annexed notes form an integral part of these financial statements.

  
\_\_\_\_\_  
Director

  
\_\_\_\_\_  
Director

Signed in terms of our separate report of even date annexed.

  
Khan Wahab Shafique Rahman & Co.  
Chartered Accountants  
Firm's Reg. No.- 11970 E. P.  
Faruk Ahmed FCA  
Partner  
Enrollment No.- 1591  
DVC: **2301081591AS456880**  
Place: Dhaka  
Dated: **08 JAN 2023**

  
M. J. Abedin & Co.  
Chartered Accountants  
Firm's Reg. No.- N/A  
Kamrul Abedin FCA  
Partner  
Enrollment No.- 527  
**2301080527AS115453**



# Bangladesh Oil, Gas and Mineral Corporation (Petrobangla)

## Notes to financial statements

As at and for the year ended June 30, 2021

### 1. Background and nature of business of the corporation

Bangladesh Minerals, Oil, Gas and Corporation (BMOGC) was established pursuant to the Presidential Order # 27 on 26 March 1972 for dealing with the exploration and development of oil, gas and mineral resources of the country. The minerals related activities of the corporation was segregated and placed under newly formed organization established as Bangladesh Mineral Exploration and Development Corporation (BMEDC) by the President order # 120 of 27 September 1972. The reconstituted Bangladesh Oil and Gas Corporation (BOGC) was short-named as “Petrobangla” vide Ordinance # 15 of 22 August 1974. Through the repeal of Ordinance # LXX of 1974, Oil and Gas Development Corporation was abolished and all of its assets and liabilities were vested with Petrobangla on 13 November 1976 by promulgation of the Ordinance # 88, the importation, refining and marketing of crude and petroleum products was separated and vested with the newly formed Bangladesh Petroleum Corporation (BPC).

BOGC and BMEDC were merged into a single entity under the name “Bangladesh Oil, Gas and Mineral Corporation (BOGMC)” by the Ordinance # 21 of 11 April, 1985. The Corporation was short named “Petrobangla” and given the power to hold the shares or interest in any company formed for the purpose of exploration and exploitation of oil, gas and mineral resources by the Act # 11 of February 1989.

#### 1.1 Activity of Petrobangla

Bangladesh Oil, Gas and Mineral Corporation (Petrobangla) is a statutory body (corporation) which carries out gas, oil and mineral exploration activities together with its thirteen specialized companies. It conducts geological and geophysical exploration by its own crew, drills, exploration and development of wells by its own rig of hired contractors, processes raw gas to pipeline specification, transports them through an increasing network of high pressure transmission lines and distributes the processed gas to customers, be it a large power plant or fertilizer factory or a single household. Value added LPG and liquid fuel such as Motor Spirit, Diesel, Kerosene etc. are extracted from NGL and condensate which are by-products of gas. Compressed Natural Gas (CNG) is extensively used in vehicles substituting for imported liquid fuels. Furthermore, extraction of coal and granite are also conducted by Petrobangla.

#### 1.2 Petrobangla companies

Government has created specialized companies under supervision of Petrobangla to perform specific operation share of which are held by Petrobangla on behalf of Government. In the financial year 2020-2021, there are thirteen companies operating under Petrobangla, dealing in oil and gas exploration, production, transmission, distribution, conversion as well as development and marketing of coal and hard rock. The companies under Petrobangla are as follows :

Serial no.	Name	Share holding in percentage (%)
1	Bangladesh Petroleum Exploration and Production (BAPEX)	100
2	Bangladesh Gas Fields Company Limited (BGFCL)	100
3	Sylhet Gas Fields Limited (SGFL)	100
4	Gas Transmission Company Limited (GTCL)	100



5	Titas Gas Transmission and Distribution Company (TGTDCCL)	75
6	Bakhrabad Gas Distribution Company Limited (BGDCL)	100
7	Jalalabad Gas Transmission and Distribution Systems Limited (JGT)	100
8	Pashchimanchal Gas Company Limited (PGCL)	100
9	Rupantorito Prakritik Gas Company Limited (RPGCL)	100
10	Barapukuria Coal Mining Company Limited (BCMCL)	100
11	Maddhapara Granite Mining Company Limited (MGMCL)	100
12	Karnaphuli Gas Distribution Company Limited (KGDCL)	100
13	Sundarban Gas Company Ltd (SGCL)	100

## 2. Basis of preparation and presentation of financial statements

### 2.1 Statement on compliance

The following underlying assumptions, measurement bases, laws, rules, regulations and accounting pronouncements have been considered in preparing and presenting the financial statements:

- i. International Financial Reporting Standards (IFRS)
- ii. Bangladesh Oil, Gas and Mineral Corporation (Amendment) Act, 1989
- iii. Bangladesh Energy Regulatory Act, 2003
- iv. Going concern
- v. Consistency
- vi. Accrual Basis
- vii. Historical cost convention
- viii. Other rules and regulations as applicable

Foreign currencies are recorded at the exchange rates on the dates of transactions, unless there is a control of using a Forward Exchange Rate. Monetary assets and Liabilities denominated in foreign currencies are translated at closing rate and the resulting exchange gains and losses are recognized in the statement of profit or loss and other comprehensive income except for gains and losses arising from loans directly related to capital work in progress up to the date of commissioning of the assets concerned.

### 2.2 Grants

Grants received from the Government and donor agencies relating to extension of the gas production and infrastructure are taken into the statement of profit or loss and other comprehensive income and unspent amount, if any, is transferred to deferred income account.



## 2.3 Group company account

Petrobangla is authorized to hold shares of the companies dealing with oil, gas and mineral exploration and development by the Act # 11 as of February 1989 by the amendment of Ordinance # 21 as of 11 April 1985 to manage its chain of activities. It has formed specialized companies to perform specific operations. Currently there are thirteen companies operating under Petrobangla, dealing in oil and gas exploration production, transmission, distribution, conversion, as well as development and marketing of coal and hard rock. These Companies are BAPEX, GTCL, TGTDC, LPGCL, BCMCL, BGFCL, BGDCL, MGMCL, SGFL, JGTDSL, PGCL, KGDCL and SGCL.

## 3. Significant accounting policies

The accounting policies set out below have been applied consistently (otherwise as stated) to all periods presented in the financial statements.

### 3.1 Advance, deposit and prepayments

Advances are initially measured at cost. After initial recognition advances are carried at cost less deductions, adjustments or charges to other account heads such as property, plant and equipment or Deposits are measured at actual value.

Prepayments are initially measured at cost. After initial recognition prepayments are carried at cost less charges to the statement of profit or loss and other comprehensive income.

### 3.2 Cash and cash equivalents

Cash and cash equivalents include cash in hand, collection in hand and cash at banks which are held and available for use by the corporation without any restriction.

### 3.3 Statement of Cash Flows

Statement of Cash Flows is prepared principally in accordance with IAS 7 "Statement of Cash Flows" and the cash flow from the operating activities have been presented under indirect method.

### 3.4 Property, plant and equipment

Building, machinery and equipment are stated at cost less accumulated depreciation, amortization and adjustment for any impairment in value. The initial cost of property, plant and equipment comprises its purchase price, import duties, taxes and any directly attributable costs of bringing the assets to its working condition and location for its intended use.

Depreciation is calculated under straight-line method on a quarterly basis over the estimated useful life of the assets. Freehold land is not depreciated. Other tangible assets are depreciated on a straight-line basis at rates sufficient to write-off their costs over their estimated useful life.

Rates of depreciation of the principal categories of assets are as follows:

<u>Asset category</u>	<u>Rate (%) 2019-20</u>	<u>Rate (%) 2018-19</u>
Land	-	-
Freehold contract/brick	2.5	2.5
Sheds and temporary structure	10	10
Walls and store yards	5	5
Furniture and fixtures	10	10
Other assets	10	10
Office equipment	15	15
Telecom/computer equipment	15	15
Electrical installation	15	15



Other equipment (lift and air coolers)	15	15
Heavy vehicles	20	20
Light vehicles	20	20

In case of addition, charging of depreciation commences from the first date of the following quarter in which addition took place and depreciation is charged up to the quarter of disposal as per policy of

Assets amounting to less than BDT 5,001 are treated as non-capitalized assets and charged in the statement of profit or loss and other comprehensive income under occupancy costs.

### 3.5 Revenue recognition

In compliance with the requirements of IFRS-15 (Revenue from Contracts with Customers), Petrobangla's revenue is recognized when the related management services are rendered. Sales are recognized when invoices are raised. Interest income on investments is accounted for at rates

### 3.6 Employee retirement benefit

Petrobangla makes a provision for gratuity and charges to the statement of profit or loss and other comprehensive income each year on the basis of two months' basic pay for its employees including those who are deputed in its enterprises.

Contribution to pension fund :

Petrobangla contributes 20.83% of total basic pay of all the employees to the pension fund, which is treated as an expense and transferred to the said fund.

### 3.7 Provision for income tax

Petrobangla files income tax return as per requirement of Income Tax Ordinance 1984 and recovers its management expenses from its enterprises. Both management cost recovery and actual management expenses are taken into the statement of profit or loss and other comprehensive income. While accumulated loss is brought forward in the statement of profit or loss and other comprehensive income, as such Net surplus for the year under audit would be set off with accumulated loss.

Deferred tax has been accounted for in accordance with International Accounting Standards (IAS)-12: Income Taxes.

### 3.8 Revenue Reserves (Note- 18)

#### General Reserve (PSC):

'It is mentioned in the Article no. 19.6 of PSC of Block 9 that, "During the term of the Contract, Contractor shall pay to Petrobangla on each anniversary of the commencement of the initial Exploration Period a contract service fee of one hundred and fifty thousand Dollars \$150,000. This fee shall be recoverable as an operating cost under Article 13.4."

#### Research and Development Fund:

It is mentioned in the Article no. 19.4 of PSC of Block 9 that, "Contractor shall, subject to adjustment at the end of each Calendar Year, pay to Petrobangla at the rate of US Cents 3 (three) per barrel of Contractor's Profit Oil and Profit Condensate and/or NGL and US cents 0.4 (Point four) per MCF of their Profit Gas received pursuant to Article 13.6 hereof towards contribution to research and development activities related to Petroleum or any other activities as may be determined by Petrobangla." Research and Development Fund is determined according to this clause of PSC.



### **Support for Shortfall Fund:**

This fund has been formed as per Bangladesh Energy Regulatory Commission (BERC) order no.2017/02 date: February 23, 2017 in order to pay IOC gas and condensate bill and meet up revenue deficit of production, transmission and distribution companies to break-even point. This fund has been abolished by BERC order no.2018/03 date: October 16, 2018.

### **Price Deficit Fund:**

As per order no. 330, dated: 29-08-1999 of Energy and Mineral Resources Division of Power, Energy and Mineral Resource Ministry PDF was created at 29-08-1999. This fund was created to cover the deficit in pricing of IOC Gas.

This fund was also abolished by BERC order no. 2018/03, date: 16-10-2018, effective from 18 September, 2018. This fund was solely used by Petrobangla to set off the price gap of IOC gas. The accumulated amount showed in this fund should have been set off with the Profit & loss accounts of 2020-21 financial year.

## **3.9 Funds and Other Reserves (Note - 19)**

### **Gas Development Fund(GDF):**

GDF has been created as per Bangladesh Energy Regulatory Commission (BERC) order no. 2009/8 date: July 30, 2009 for funding in various projects taken by national companies to promote exploration, development, production, transmission and distribution of oil and gas around the country. This fund is operated as per GDF policy, 2012 of govt. where petrobangla is playing a role of custodian only. Govt. may take partial or whole fund from petrobangla in any time if wishes.

### **Energy Security Fund (ESF):**

ESF has been formed as per Bangladesh Energy Regulatory Commission (BERC) order no.2015/09 date: August 27, 2015 to consider gas as a asset and determine a price of itself. It has been formed to ensure energy security for future generation. This fund is operated as per ESF policy, 2018 of govt. where Petrobangla is playing a role of custodian of it.

### **Abandonment Fund:**

It is mentioned in the PSC article no. 20.5.2 of Block 9 that, “ Following its receipt of the Abandonment Plan, the JMC shall determine a fair procedure, in accordance with internationally accepted practices and procedures, for the setting up by Petrobangla and the Contractor of a jointly operated sinking fund to meet in due course the likely costs of implementing the Abandonment Plan, which procedure shall also provide a mechanism for the Contractor to recover its share of such costs from Cost Recovery Petroleum.”

### **Training Fund:**

It is mentioned in the PSC article no. 24.6 of Block 9 that, “Contractor shall make within the first month of a Contract Year, a grant to Petrobangla of one hundred and fifty thousand United States Dollars (\$150,000) per Contract Year or part of the Year to be used for Petrobangla’s own training program. This amount shall not be subject to Cost Recovery and Petrobangla cannot use the fund for any other purpose.”



### **Reserve Capital- sale of share (TGTDCL):**

The amount represents the amount of offloading 25% of TGTDCL shares through Dhaka Stock Exchange Ltd. and Chittagong Stock Exchange Ltd. This fund is maintained by Petrobangla as a custodian but wholly owned by the related Ministry of Govt. of the People's Republic of Bangladesh. Meanwhile, the amount of the whole fund has returned to Govt. of the People's Republic of Bangladesh through the related Ministry.

### **3.10 Income Tax Expenses**

#### **(a) Current Tax**

Current tax is the expected tax payable on the taxable income for the year, and any adjustment to tax payable in respect of previous years. Applicable rate of income tax for the corporation is 30.00%.

Petrobangla is paying a minimum tax U/S 84C (4a) @0.60% on its gross receipt as its regular tax is lower than the tax calculated U/S 84c(4a). Details are given on Note 44.

#### **(b) Deferred Tax**

Deferred Tax has been computed and accounted for in compliance with IAS 12 : Income Taxes. The Corporation's policy of recognition of deferred tax assets/liabilities is based on temporary differences (Taxable or deductible) between the carrying amount (Book value) of assets and liabilities for financial reporting purposes and its tax base, and accordingly, deferred tax income/expenses has been considered to determine net profit after tax.



Notes	Particular	Amount in Taka	
		30.06.2021	30.06.2020

4. **Property, plant and equipment**

This is made up as follows:

Opening balance	773,633,250	766,990,320
Add: Assets held under SPMC project	26,041,845	26,041,845
Addition during the year	8,968,436	6,642,930
	808,643,531	799,675,095
Adjustment/Sale during the year	1,365,000	-
Closing balance	807,278,531	799,675,095
Accumulated depreciation	(506,266,642)	(474,606,805)
Accumulated depreciation on Assets held under SPMC project	(25,413,009)	(24,831,389)
<b>Written down value</b>	<b>275,598,881</b>	<b>300,236,901</b>

Details are in Annexure-A.

5. **Minor capital project (capital work-in-progress)**

This is made up as follows:

Opening balance	5,983,309	3,436,809
Addition during the year	92,658,408	2,546,500
	98,641,717	5,983,309
Transfer to Property, Plant & Equipment	2,546,500	-
Closing balance	96,095,217	5,983,309

Details are in Annexure-A.

6. **Assets held under SPMC project**

This is made up as follows:

Opening balance	-	26,041,845
Addition during the year	-	-
	-	26,041,845
Adjustment (Transfer to PPE)	-	26,041,845
Closing balance	-	-

Details are in Annexure-A.

This amount represents assets received as grant from World Bank for the purpose of technical assistance for Strengthening Planning and Management Capacity (SPMC) project. All assets were transferred to Property, Plant & Equipments as per decision of the management.

7. **Investment in subsidiaries**

Gas Transmission Company Limited (GTCL)	1,100,000	1,100,000
Rupantorito Prakritik Gas Company Limited (RPGCL)	1,595,880	1,595,880
Pashchimanchal Gas Company Limited (PGCL)	1,500,700	1,500,700
	4,196,580	4,196,580

8. **Investment in FD accounts**

This represents investment in FD account as detailed in Annexure - B.	89,698,803,303	71,116,736,109
---	----------------	----------------

9. **Investment in shares**

ICB Islamic Bank (1,848,200 shares of BDT 10 each)	18,482,000	18,482,000
Provision for unrealised gain/(loss) on fair value measurement	(10,904,380)	-
	7,577,620	-

It is observed that the fair value of the shares has fallen down to BDT 7,577,620 as at 30 June 2021 resulting in a loss of BDT 10,904,380 which has been provided in the accounts in compliance with IFRS 9: Financial Instrument.



Notes	Particular	Amount in Taka	
		30.06.2021	30.06.2020

#### 10. Group current account

This is made up as follows:

Bangladesh Petroleum Exploration and Production Company Ltd.	729,149,472	836,176,827
Bangladesh Gas Fields Company Ltd.	(155,259,507)	12,049,940
Barapukuria Coal Mining Company Ltd	481,210,184	491,285,970
Bakhrabad Gas Distribution Company Ltd.	(96,912,148)	(94,177,652)
Dhakin-Pachmanchal Gas Distribution Project	440,896,299	449,745,761
Gas Transmission Company Ltd.	2,849,322,362	3,468,909,441
Jalalabad Gas Transmission and Distribution System Ltd.	(202,881,838)	(197,377,234)
Joypurhat Limestone Project	284,843,227	272,981,227
Karnaphuli Gas Distribution Company Ltd.	310,061,587	309,796,165
Maddhapara Granite Mining Company Ltd.	9,258,009,616	9,124,486,588
Pashchimanchal Gas Company Ltd.	(474,435,867)	(497,341,868)
Rupantorito Praktirik Gas Company Ltd.	1,357,233,281	1,357,307,490
Sylhet Gas Fields Company Ltd.	558,821,628	321,207,692
Titas Gas Transmission and Distribution Company Ltd.	498,234,164	497,476,644
Project Accounts:		
Consultancy Services for Implementing the Automation of Gas T&D Pipeline Networks ---of PB	(26,900,000)	(29,100,000)
Techno-Eco. Feas. Study, Eng. Serv. and Tender Man Serv....LNG Term. at Matarbari, Coxsbazar	(408,454,028)	(260,000,000)
Techno-Eco. Feas...Eng...LNG Term. at Moheshkhali and Kutubdia, C.bazar and Payra, Patuakhali	(646,200,000)	-
	<u>14,756,738,432</u>	<u>16,063,426,991</u>

#### 11. Accounts receivable

This is made up as follows:

Gas purchase and sales clearing (PSC)	(69,230,087,064)	(51,516,879,564)
LNG Purchase and sales clearing Account	(32,011,164,892)	(61,717,110,744)
Other receivables	41,224,597	41,224,597
Petrobangla Charge Receivable	591,271,073	770,356,174
	<u>(100,608,756,286)</u>	<u>(112,422,409,537)</u>


#### For Product Sharing Contract (PSC) operation :

Receivable-Gas purchase and sales clearing (PB)	69,230,087,064	51,516,879,563
Accounts receivable from LNG	1,763,363,135	1,763,363,135
Receivable-Gas (Note-11.1)	14,229,783,171	23,939,010,313
Receivable-Condensate (Note-11.2)	4,958,164,535	11,451,212,603
Receivable from KAFCO	8,639,961,931	9,933,817,146
Receivable Against TM of GF	61,599,783	83,868,711
Receivable-Price Deficit Fund (PDF) (Note-11.3)	333,754,555	425,096,812
	<u>99,216,714,174</u>	<u>99,113,248,283</u>

#### For LNG Operation:

LNG Current Account	32,011,164,892	61,717,110,744
Payable to PSC Accounts	(1,763,363,135)	(1,763,363,135)
LNG Margin Receivable	28,798,294,243	25,300,290,997
Port Service Receivable	195,344,000	169,983,000
LNG VAT Receivable	2,654,359,863	3,180,440,324
10%(Now 20%) margin against SBLC	5,334,768,392	2,871,242,482
RPGCL C/A	190,818,067	717,359,206
LNG VAT (GDF Portion) Receivable	179,370,625	153,298,963
	<u>67,600,756,947</u>	<u>92,346,362,580</u>
	<u>66,208,714,835</u>	<u>79,037,201,326</u>

Total receivables



Notes	Particular	Amount in Taka	
		30.06.2021	30.06.2020
<b>11.1 Receivable-Gas</b>			
	This consists of as follows:		
	Karnaphuli Gas Distribution Company Ltd.	1,506,382,277	2,166,563,094
	Jalalabad Gas Transition and Distribution System Ltd.	1,719,792,778	1,990,159,016
	Titas Gas Transition and Distribution System Ltd.	8,731,621,196	17,515,118,639
	Bakhrabad Gas Distribution Company Ltd.	1,597,257,845	1,344,473,681
	Pashchimanchal Gas Company Ltd.	674,729,075	922,695,882
		<u>14,229,783,171</u>	<u>23,939,010,313</u>
<b>11.2 Receivable-Condensate</b>			
	This consists of as follows:		
	Bangladesh Petroleum Company Ltd.	617,826,539	833,543,788
	Rupantorito Prakritik Gas Company Limited-Private Companies(TP)	1,093,177,453	665,322,769
	Sylhet Gas Transmission Company Limited-Fractionation Plant(FP)	(899,558,387)	173,412,149
	Rupantorito Prakritik Gas Company Ltd.	677,541,851	969,940,788
	Sylhet Gas Transmission Company Limited-Private Companies(TP)	3,227,490,266	8,520,749,062
	Bangladesh Gas Fields Company Ltd.	79,654,683	77,826,628
	Bangladesh Gas Fields Company Ltd.(TP)	162,032,130	210,417,419
		<u>4,958,164,535</u>	<u>11,451,212,603</u>
<b>11.3 Receivable-Price Deficit Fund (PDF)</b>			
	This consists of as follows:		
	Karnaphuli Gas Distribution Company Ltd.	-	78,749,467
	Titas Gas Transmission and Distribution Company Ltd.	330,977,146	342,145,520
	Bakhrabad Gas Distribution Company Ltd.	1,424,417	1,424,417
	Jalalabad Gas Transmission and Distribution System Ltd.	(6,340)	(6,340)
	Sundarban Gas Company Ltd.	1,359,331	2,783,748
		<u>333,754,555</u>	<u>425,096,812</u>
<b>12. Advances, deposits and prepayments</b>			
	This consists of as follows:		
	Advance against purchase/expenses	1,607,454	1,221,489
	Advance against salary	(57,600)	400
	Advance against TA/DA	9,250,501	9,350,368
	Employee Modified National Scale of Pay (MNSP) salary advance	361,345	390,268
	Incentive bonus recoverable account	79,130	79,130
	Other employee recoverable account	347,269	682,279
	Other Advances (Note - 12.1)	992,679,594	1,742,146,361
		<u>1,004,267,692</u>	<u>1,753,870,294</u>
<b>12.1 Other Advances</b>			
	Govt. Treasury Bill	1,098,390	229,471
	Dhaka University Treasury	(466)	(466)
	Advance Income Tax (Chevron & Tullow Prortion)	938,560,898	1,688,896,584
	PSC operation	12,415	12,415
	Other deposits control a/c	682,604	682,604
	Other Advance A/c	52,325,752	52,325,752
		<u>992,679,594</u>	<u>1,742,146,361</u>



Notes	Particular	Amount in Taka	
		30.06.2021	30.06.2020
<b>13. Loans to employees</b>			
	This consists of as follows:		
	Employee house building loan	333,513,937	332,759,102
	Employee house building loan interest	68,367,041	60,232,807
	Employee motor cycle loan	21,670,057	20,188,219
	Employee motor cycle loan interest	2,709,114	2,088,573
	Employee computer purchase loan	65,885	74,635
	Employee disaster loans	300	300
		<u>426,326,334</u>	<u>415,343,637</u>
<b>14. Current Tax Assets</b>			
	This is arrived at as follows :		
	Provision for current tax	6,442,737,273	2,353,881,132
	Advance Income Tax	22,726,463,451	9,495,529,485
		<u>16,283,726,178</u>	<u>7,141,648,353</u>
<b>14.1 Provision for current tax</b>			
	Opening balance	2,353,881,132	953,465,361
	Add: Addition during the year (Note-45.1)	4,088,856,141	1,400,415,771
		<u>6,442,737,273</u>	<u>2,353,881,132</u>
	Less: Adjustment during the year	-	-
		<u>6,442,737,273</u>	<u>2,353,881,132</u>
	Less: Adjustment for over provision	-	-
	Closing balance	<u>6,442,737,273</u>	<u>2,353,881,132</u>
<b>14.2 Advance Income Tax</b>			
	Opening balance	9,495,529,485	959,948,436
	Add: Addition during the year (Note-14.2.1.)	13,230,933,965	8,535,581,049
		<u>22,726,463,451</u>	<u>9,495,529,485</u>
	Less: Adjustment during the year	-	-
	Closing balance	<u>22,726,463,451</u>	<u>9,495,529,485</u>
<b>14.2.1. Addition during the year</b>			
	Advance Income Tax (IOC)	647,713,249	579,896,730
	AIT LNG	12,465,600,217	7,818,410,741
	AIT on STD Bank Interest (PB)	30,008,485	13,817,739
	AIT on Petrobangla Charge	87,612,014	123,455,840
		<u>13,230,933,965</u>	<u>8,535,581,049</u>
<b>15. Cash and cash equivalents</b>			
	This consists of as follows:		
	Cash at bank (15.1)	106,735,292,164	104,281,717,599
	Cash in hand	40,719	10,107
		<u>106,735,332,883</u>	<u>104,281,727,706</u>
<b>15.1 Cash at bank</b>			
	ABB, Kawran Bazar (BOG)	813,914,518	375,045,026
	Agrani Bank, B.B. Avenue STD-1318	3,288,797,903	4,505,286,627
	Agrani Bank, Foreign Exchange Branch STD-83-5	9,686,370	9,388,347
	Agrani Bank, Hotel Sheraton Br. STD-207	14,857,017,933	13,678,822,496
	Agrani Bank, BB Avenue, Corp, Br. STD-12943820	34,546,515,552	35,704,989,826
	Agrani bank, BB Avenue, Corp. Br.-FC(Abond Fund)	231,652,001	218,022,069



Notes	Particular	Amount in Taka	
		30.06.2021	30.06.2020
	Agrani Bank,Panthapath Br.STD-240000121	1,139,028,295	1,075,662,131
	Agrani Bank,Principal Office,STD-0200012947391	2,759,001,555	4,618,597,239
	Agrani, LO-255-2(BOG)	540,244,841	319,230,860
	City Bank, Kawran Bazar Br. STD-04	851,384,221	830,904,522
	Commercial Bank of Cylon,Tejgaon Br.STD-737	486,631,809	414,033,815
	Dhaka Bank Kawran Bazar Branch	720,705,300	371,174,026
	Dutch Bangla Bank Kawran Bazar Branch	312,163,966	409,794,872
	Eastern Bank,Sonargaon Br,-STD-262786	600,726,714	771,812,663
	Hong Kong Shanghai Bank of Co operation,Mgt.Office	1,715,405,143	4,029,446,007
	IFIC Bank Petrocentre,CD-249	(6,348,873)	(13,796,967)
	IFIC Bank, STD-173600015	(1,260,195,770)	2,835,659,069
	Janata Bank L/O F.C. A/C-27751	1,426,927,978	424,203,005
	Janata Bank,L.O.,STD-819599	3,912,164,564	15,733,609,811
	Janata Bank Ltd, KB-100217210148	15,858,252,024	-
	Krishni Bank Air port Road STD-39	390,456,633	376,620,201
	Mercantile Bank Ltd.,STD-622,Kawran bazar Br.	771,669,731	595,834,463
	National Bank, KB (BOG )	331,040,438	132,924,284
	National Credit & Commerce Bank(NCCB)-STD 059	63,744,934	1,246,950,578
	NCC Bank,Panthopath Br.-STD-0287	1,895,659,384	1,499,032,465
	One Bank, KB Br. STD-1077	669,607,207	877,784,704
	NCCBL Kawran Bazar Branch	1,413,866,152	2,126,528,676
	Oriental Bank,KB STD-037 (BOG)	46,589,420	46,604,650
	Pubali Bank Hotel Sonergaon Br. STD-06	580,107,467	368,871,530
	Rupali Bank, T.C.B Br. STD-11	1,447,774,538	456,451,725
	Rupali Bank Ltd. Local Office Br. (STD-0018024000225)-LNG	190,972,149	-
	Sonali Bank, Hotel Sonergaon Br, STD-36000115	760,141,411	620,473,389
	South East Bank Ltd. K.B. Br.	2,694,074,235	736,694,648
	Standard Chartered Bank	1,834,302,855	1,812,885,499
	UCBL,New Eskaton Br.STD-04	245,261,710	434,385,560
	United Commercial Bank, Ltd. STD-408	2,136,848,205	1,507,515,125
	Standard Bank, KB Br,STD#00027	241,135,581	343,787,364
	Dutch Bangla Bank Ltd. Local Office Br. STD-6733	33,667,086	111,921,388
	IFIC Bank Ltd. KB Br.(LNG) STD-0170271931041	6,053,924,207	1,867,338,546
	Bank Asia Ltd. Tower Br. STD-0032	1,640,055,594	1,508,110,713
	<b>Bank balance for GDF:</b>		
	Sonali Bank TCB Br. STD-1310000109-7	490,717,183.20	1,299,116,644
		<b>106,735,292,164</b>	<b>104,281,717,599</b>

#### 16. Paid-up capital

This represents :

Paid-up capital

<b>1,500,000</b>	<b>1,500,000</b>
------------------	------------------

In the year of 1972, paid-up capital of BMOGC was BDT 1,500,000. At the time of segregation of mineral related activities of BMOGC, paid-up capital was split between Petrobangla and BMEDC amounting to BDT 1,000,000 and BDT 500,000 respectively. Later when these two entities were merged together, the paid-up capital again raised to BDT 1,500,000.



Notes	Particular	Amount in Taka	
		30.06.2021	30.06.2020

**17. Capital reserve**

This is made up as follows:

Foreign grants for Official Development Assistance (ODA)-Japan	116,521,470	116,521,470
Capital reserve	33,949,000	33,949,000
	<u>150,470,470</u>	<u>150,470,470</u>
For PSC operation	1,173,702,414	1,173,702,414
	<u>1,324,172,884</u>	<u>1,324,172,884</u>

**18. Revenue reserve**

This is made up as follows:

General reserves (rental)	62,600,000	62,600,000
General reserves (PSC)	1,572,870,455	1,759,614,018
Research and development	629,463,240	558,113,921
	<u>2,264,933,695</u>	<u>2,380,327,939</u>
Support for shortfall fund	-	5,214,933,800
Un-appropriated surplus/(deficit)	65,666,700,359	(80,184,265,170)
Subsidy received from govt. for SD VAT payment	-	25,000,000,000
Price Deficit Fund (PDF) (Note- 18.3)	-	109,998,670,163
Fund transfer to govt.	(40,000,000,000)	
Net Surplus/ (deficit)	<u>25,666,700,359</u>	<u>60,029,338,793</u>
Total Revenue reserve	<u>27,931,634,054</u>	<u>62,409,666,732</u>

(a) The details of the above have been disclosed under note - 3.8.

(b) Petrobangla has Transferred to govt. amounting Tk. 4,000 crore as per notification no. 07.00.0000.138.02.059.20.12 dated 19 January 2021 of Finance Division of Ministry of Finance.

**18.1 Revenue reserves**

Revenue reserve for PSC operation (Note 18.2)	48,464,514	16,030,379,722
Revenue reserve for other than PSC operation	27,883,169,540	46,379,287,010
	<u>27,931,634,054</u>	<u>62,409,666,732</u>

**18.2 Revenue reserve for PSC operation**

This is made up as follows:

Sales proceeds from IOC gas and condensate	50,931,478,278	70,887,509,227
Cost of sales of gas and condensate	(62,903,882,905)	(78,440,354,795)
Profit/(loss) for the year	(11,972,404,627)	(7,552,845,568)
Prior year adjustment (PSC)	(3,998,342,207)	8,956,926,384
Profit/Loss brought forward from last year	(93,968,290,441)	(95,372,371,257)
Deficit for the year ended before adjusting PDF	(109,939,037,275)	(93,968,290,441)
Price deficit fund (PDF) (Note- 18.3)	109,987,501,789	109,998,670,163
	<u>48,464,514</u>	<u>16,030,379,722</u>

**18.3 Price Deficit Fund (PDF)**

Price Deficit Fund brought forward from last year	109,998,670,163	109,331,930,674
Addition for the year	(11,168,374)	666,739,489
	<u>109,987,501,789</u>	<u>109,998,670,163</u>



Notes	Particular	Amount in Taka	
		30.06.2021	30.06.2020
<b>19. Gas development fund</b>			
	This made-up as follows:		
	Opening Balance	46,886,947,160	64,853,921,984
	Addition during the year	17,150,496,346	14,180,457,549
	Adjustment During the year	(2,335,677,274)	(32,147,432,373)
	Closing Balance	<u>61,701,766,232</u>	<u>46,886,947,160</u>
	The details of the above have been disclosed under note - 3.9.		
<b>20. Energy security fund</b>			
	This made-up as follows:		
	Opening Balance	18,766,960,888	42,477,716,902
	Addition during the year	16,586,828,508	25,658,178,789
	Adjustment During the year	(43,716,439)	(49,368,934,802)
		<u>35,310,072,957</u>	<u>18,766,960,888</u>
	The details of the above have been disclosed under note - 3.9.		
<b>21. Other funds</b>			
	This consists of as follows:		
	Abandonment fund	233,202,284	219,572,352
	Training fund	1,617,110,205	1,491,112,887
		<u>1,850,312,489</u>	<u>1,710,685,239</u>
	The details of the above have been disclosed under note - 3.9.		
<b>22. Long-term borrowings</b>			
	This consists of as follows:		
	Foreign Credit/Loan (IDA 2720 BD - GDP)	39,275,956	39,275,956
		<u>39,275,956</u>	<u>39,275,956</u>
<b>23. Other long-term liabilities</b>			
	This consists of as follows:		
	Provision for leave pay	129,116,938	125,952,055
	Provision for PSC contractors	9,460	9,460
		<u>129,126,398</u>	<u>125,961,514</u>
<b>24. Deferred tax liabilities</b>			
	This is arrived at as follows:		
	Carried Amount as per Petrobangla Books of Accounts		
	Total Property, Plant and Equipment	274,970,045	299,026,445
	Less: Land	3,426,112	4,791,112
		<u>271,543,933</u>	<u>294,235,333</u>
	Carring Amount of PPE as per Tax base	112,613,434	117,523,429
	Taxable Temporary Difference	<u>158,930,498</u>	<u>176,711,904</u>
	<b>Deferred Tax liability as at 30th June 2021 (@30.% TTD)</b>	<u>47,679,149</u>	<u>57,431,369</u>
	<b>Deferred tax income/(expenses) recognized during the year</b>	<u>9,752,219</u>	<u>8,726,935</u>



Notes	Particular	Amount in Taka	
		30.06.2021	30.06.2020
<b>25. Accounts payables</b>			
	This consists of as follows:		
	Suppliers' deposit control account	3,686,354	1,816,887
	Payable to suppliers	7,669,919	10,167,498
	Petrobangla Provident Fund	3,426,066	2,131,798
	Petrobangla Pension Fund	(83,705,183)	(54,607,136)
	Petrobangla Officers Association	260,811	380,094
	Petrobangla Officers and Staff Welfare Fund	4,420,296	4,148,925
	Petrobangla Staff Union	382,415	91,725
	VAT deducted from supplier bills	4,056,522	587,198
	Government tax (10% on advertisement)	26,262	26,262
	Directory of freeman publications surcharge	7,322	7,322
	Income tax deducted from supplier bill	(496,914)	(32,434)
	Deduction for revenue stamps	(289,929)	(225,053)
	Employee bonus	27,375,413	21,334,253
	Liability for expenses	510,673	110,673
	PSC Operation (Note 25.1)	48,965,488,070	38,266,107,770
	LNG Operation (Note 25.2)	116,793,601,651	108,274,255,174
	Other Payables (Note 25.3)	1,361,107,972	2,276,892,949
		<b>167,087,527,720</b>	<b>148,803,193,904</b>
<b>25.1 PSC operation</b>			
	Payable to contractor	14,782,295,799	16,289,711,625
	Income tax payable	760,761,049	790,295,217
	SD/VAT Payable	32,410,266,963	20,506,565,569
	Transmission charge for condensate	1,012,164,259	679,535,359
		<b>48,965,488,070</b>	<b>38,266,107,770</b>
<b>25.2 LNG Operation</b>			
	Accounts Payable	11,826,752,475	4,333,874,884
	SD/VAT/TAX Payable	18,040,921,630	17,014,452,745
	Fund Recived from ESF	86,925,927,546	86,925,927,546
		<b>116,793,601,651</b>	<b>108,274,255,174</b>
<b>25.3 Other payables</b>			
	Explore Fund-BAPEX operating costs	33,794,360	533,794,360
	Explore Fund-BAPEX Debt Service Liability (DSL)	248,599,674	248,599,674
	Deficit wellhead margin-BAPEX	1,078,981,829	1,484,642,842
	Disaster fund-officers payroll suspense	499,307	10,099,307
	Death subs-officers payroll suspense	136,284	90,584
	Payroll suspense-officers	(524,939)	(333,818)
	Payroll suspense - staff	(378,543)	
		<b>1,361,107,972</b>	<b>2,276,892,949</b>
<b>26. Accruals and provisions</b>			
	Provision for audit fees	1,007,955	1,257,955
	Provision for expenses	84,206,538	11,799,605
		<b>85,214,493</b>	<b>13,057,560</b>



Notes	Particular	Amount in Taka	
		2020-2021	2019-2020
<b>27. Sales proceeds from IOC gas and condensate</b>	This consists of as follows:		
	Sales proceeds from IOC gas (Note-27.1)	34,279,654,379	50,770,799,636
	Sales proceeds of IOC condensate (Note-27.2)	16,651,823,899	20,116,709,591
		<u>50,931,478,278</u>	<u>70,887,509,227</u>
<b>27.1 Sales proceeds from IOC gas</b>	This is made up as follows:		
	Sales Proceeds from IOC gas (IOC share)	10,554,945,734	16,940,001,851
	Sales Proceeds - IOC Gas Margin of NG & LNG Portion	39,706,700,617	50,105,610,691
		<u>50,261,646,351</u>	<u>67,045,612,542</u>
	SD and VAT on Gas Sales	(15,981,991,972)	(16,274,812,906)
		<u>34,279,654,379</u>	<u>50,770,799,636</u>
<b>27.2 Sales proceeds from IOC condensate</b>	This is made up as follows:		
	Sales proceeds from IOC condensate (IOC share)	4,579,251,572	5,532,095,138
	Sales proceeds from condensate (profit portion)	12,072,572,327	14,584,614,454
		<u>16,651,823,899</u>	<u>20,116,709,591</u>
<b>28. Sales Proceeds of LNG</b>	This is made up as follows:		
	Sales Proceeds of LNG	162,611,066,711	155,339,706,363
	SD/VAT on Gas Sales Proceeds	(7,160,536,516)	(6,474,964,037)
		<u>155,450,530,195</u>	<u>148,864,742,326</u>
<b>29. Miscellaneous income</b>	Other income	1,600,000	3,347,533
		<u>1,600,000</u>	<u>3,347,533</u>
<b>30. Cost of sales of gas and condensate</b>	This consists of as follows:		
	Purchase of gas (IOC share)	49,466,752,317	45,228,785,194
	Purchase of condensate (IOC share)	3,423,303,765	3,581,218,783
	Transmission and distribution charge of gas (Note-30.1)	8,281,394	18,316,420,805
	Transmission charge of condensate (Note-30.2)	332,628,900	233,680,633
	Income tax of IOC	9,672,916,529	11,080,249,380
		<u>62,903,882,905</u>	<u>78,440,354,795</u>
<b>30.1 Transmission and distribution charge of gas</b>	Transmission charges of profit gas (IOC share)	-	14,538,347,383
	Transmission and distribution charge of gas	8,281,394	3,778,073,422
		<u>8,281,394</u>	<u>18,316,420,805</u>
<b>30.2 Transmission charge of condensate</b>	Transmission charge of condensate (IOC share)	91,472,948	76,061,519
	Transmission charges of profit condensate	241,155,953	157,619,114
		<u>332,628,900</u>	<u>233,680,633</u>



Notes	Particular	Amount in Taka	
		2020-2021	2019-2020
<b>31. Cost of LNG Cargo and Re-gasification</b>			
	This consists of as follows:		
	Operating Expenses (Note- 31.1)	145,499,312,209	154,032,033,759
	Other Operating Expenses (Note -31.2)	19,560,348,675	20,997,828,456
		<u>165,059,660,884</u>	<u>175,029,862,214</u>
<b>31.1 Operating Expenses</b>			
	LNG Price	130,212,807,887	140,090,664,815
	Compensation for Services	14,847,736,900	13,561,878,859
	At Cost Charge	438,767,422	379,490,084
		<u>145,499,312,209</u>	<u>154,032,033,759</u>
<b>31.2 Other Operating Expenses</b>			
	SD/VAT/TAX At Import Stage	19,554,883,841	20,992,222,047
	Surveyor's Cost	5,464,834	5,606,409
		<u>19,560,348,675</u>	<u>20,997,828,456</u>
<b>32. Personnel expense</b>			
	This consists of as follows:		
	Company contribution to pension fund	580,000,000	580,007,200
	Company contribution to provident fund	797,998	1,086,442
	Officers' salaries	152,732,295	156,416,247
	Staffs' salaries	54,228,714	62,063,742
	House rent allowance-officers	47,166,075	47,351,736
	House rent allowance-staff	18,233,979	19,563,561
	Staff overtime	18,784,791	17,249,262
	Leave pay	16,577,294	19,446,131
	Wages of casual labour	10,742,447	10,463,847
	Festival bonus-officers	18,127,940	16,960,462
	Festival bonus-staff	6,339,160	6,991,200
	Bangla New year Bonus-Officer	1,713,194	1,755,428
	Bangla New year Bonus-Staff	594,240	653,616
	Incentive bonus (annual)-officers	16,468,139	16,083,169
	Incentive bonus (annual)-staff	5,482,014	6,124,980
	Liveries and uniforms-officers	4,660,465	4,099,567
	Liveries and uniforms-staff	5,222,785	4,367,860
	Medical expenses	4,893,970	4,294,852
	Group insurance premium	4,143,657	4,030,717
	Medical allowance-officers	3,384,613	3,418,975
	Medical allowance-staff	3,402,074	3,632,734
	Gas subsidy (allowance)-staff	3,236,641	2,482,660
	Gas subsidy (allowance)-officers	3,214,285	2,473,018
	Scholarships and stipends scheme	852,740	1,369,390
	Other employee welfare/amenities	1,900,000	2,075,000
	Gratuity	4,450,510	6,469,310
	Training and education-local	3,115,170	2,150,842
	Education assistance allowance	1,745,907	1,903,214
	Other honorariums	1,658,970	1,512,471
	Conveyance allowance-staff	568,346	617,578
	Meal allowance	378,517	412,639
	Employees' income tax	17,400	(14,400)
	Washing allowance-staff	218,579	219,500



Notes	Particular	Amount in Taka	
		2020-2021	2019-2020
	Charge allowance-officers' extra duty	223,781	119,377
	Charge Allowance-staff.	18,000	18,000
	Lunch Subsidy-officer and staff	6,365,606	6,227,018
	Entertainment allowance	53,076	59,650
	Recreation leave-Officers	1,120,630	5,484,970
	Recreation leave-Staff	215,520	1,737,450
	Other allowances	1,327,970	1,474,505
		<u>1,004,377,492</u>	<u>1,022,853,921</u>



Notes	Particulars	Amount in Taka	
		2020-2021	2019-2020
<b>33. Professional services</b>			
	This consists of as follows:		
	Legal expenses	3,849,925	3,116,755
	External audit fees	70,000	420,000
	Other Advisors/ Consults- Local	115,000	375,000
		<u>4,034,925</u>	<u>3,911,755</u>
<b>34. Promotional expense</b>			
	This consists of as follows:		
	Advertising-press	3,393,231	3,451,324
	Gas safety day	120,255	-
	Entertainment-local	1,412,215	2,243,701
	Entertainment-foreign visitors	250	-
	Business development	32,000	92,000
		<u>4,957,951</u>	<u>5,787,025</u>
<b>35. Power expense</b>			
	This consists of as follows:		
	Electricity	2,083,982	7,911,874
	Gas	560,114	426,668
		<u>2,644,096</u>	<u>8,338,542</u>
<b>36. Communication expense</b>			
	This consists of as follows:		
	Telephone	1,351,404	583,093
	Radio	13,700	800
	Postage	5,981	68,917
	Fax	-	-
		<u>1,371,085</u>	<u>652,810</u>
<b>37. Transport expense</b>			
	This consists of as follows:		
	Patrol, octane and lubricant (POL)-other transport vehicles	11,306,765	10,142,983
	Bus hire (for staff)	11,642,756	11,265,122
	Repair and maintenance-passenger vehicles	5,937,788	3,759,567
	Officers' travelling-local	1,161,098	2,897,286
	Staff travelling-local	530,786	809,375
	Vehicle insurance	1,430,654	1,526,961
	Vehicle taxes and licenses	5,802	225
		<u>32,015,649</u>	<u>30,401,519</u>
<b>38. Occupancy expense</b>			
	This consists of as follows:		
	Repair and maintenance-office equipment	9,133,260	9,919,041
	Repair and maintenance-office buildings	12,016,053	14,883,116
	Repair and maintenance-office furniture and fixtures	264,830	190,925
	Repair and maintenance- residential buildings	7,358,535	355,480
	Non-capitalized equipment/appliances	253,183	57,700
	Non-capitalized furniture and fittings	25,382	32,200
	Rates and taxes	8,234,580	7,081,697
	Water and sewerage	932,244	675,433
	Crockery and cutlery	83,254	74,054
	Office cleaning	22,150	76,900
	Non-capitalized unclassified	96,000	116,508
		<u>38,419,471</u>	<u>33,463,054</u>



Notes	Particulars	Amount in Taka	
		2020-2021	2019-2020
<b>39. Administrative expense</b>			
	This consists of as follows:		
	Office stationery and printing	3,591,389	4,937,839
	Press/books/periodicals-general	493,605	499,141
	Personal and fidelity insurance	2,588	863
	Other- insurance	16,100	17,825
		<u>4,103,682</u>	<u>5,455,668</u>
<b>40. Depreciation</b>			
	This consists of as follows:		
	Depreciation Charge for the year	32,241,456	32,511,901
		<u>32,241,456</u>	<u>32,511,901</u>
<b>41. Miscellaneous expense</b>			
	Miscellaneous expenses	3,406,842	5,423,390
		<u>3,406,842</u>	<u>5,423,390</u>
<b>42. Petrobangla actual cost recovery</b>			
	This consists of as follows:		
	Barapukuria Coal Mining Company Limited	150,000,000	160,000,000
	Maddhapara Hard Rock Co. Ltd.	20,000,000	20,000,000
		<u>170,000,000</u>	<u>180,000,000</u>
<b>43. Finance income/ (expenses)</b>			
	This consists of as follows:		
	Interest on short term deposit (Note - 43.1)	333,993,824	132,227,242
	Interest on house building loan	15,559,844	15,046,450
	Interest on motor cycle loan	976,231	811,766
	Interest on computer loan	1,750	14,250
	PSC financial income from STD bank account (Note - 43.1)	1,095,707,202	1,448,378,443
	PSC financial income from FDR	1,320,166,067	2,110,925,350
	LNG Financial Income (Note - 43.2)	2,797,173,237	1,378,518,085
		<u>5,563,578,155</u>	<u>5,085,921,587</u>
	Finance expense (Bank charges & commissions)	(7,819,020)	(3,852,424)
		<u>5,555,759,135</u>	<u>5,082,069,163</u>
<b>43.1 Interest on short term deposit</b>			
	Gross Interest Income	4,199,103,536	2,916,616,177
	Source Tax	-	-
		<u>4,199,103,536</u>	<u>2,916,616,177</u>
	Transfer to IOC Operation	(1,095,707,202)	(1,448,378,443)
		<u>3,103,396,334</u>	<u>1,468,237,733</u>
	Transfer to LNG Operation	(2,769,402,510)	(1,336,010,491)
		<u>333,993,824</u>	<u>132,227,242</u>
<b>43.2 LNG Financial Income</b>			
	Interest income on SND A/c	2,769,402,510	1,336,010,491
	Interest income on SBLC	14,730,079	10,735,063.40
	Interest income on CD VAT A/c	13,040,647	31,772,531
		<u>2,797,173,237</u>	<u>1,378,518,085</u>



Notes	Particulars	Amount in Taka	
		2020-2021	2019-2020

**44. Rental income**

This consists of as follows:

IFIC Bank	8,797,950	8,518,650
Bangladesh Gas Fields Company Limited (BGFCL)	2,492,496	2,423,260
Barapukuria Coal Mining Company Limited (BCMCL)	3,289,092	2,187,061
Karnaphuli Gas Distribution Company Limited (KGDCL)	1,650,492	1,559,520
Pashchimanchal Gas Company Limited (PGCL)	1,857,157	616,952
Sylhet Gas Fields Limited (SGFL)	1,501,038	1,645,875
Maddhapara Granite Mining Company Limited (MGMCL)	1,686,337	618,392
Sundarban Gas Company Limited (SGCL)	490,278	1,995,838
Bangladesh Petroleum Exploration and Production (BAPEX)	4,111,410	15,623,358
Bangladesh Telecommunications Company Limited (BTCL)	-	120,830
Exelerate Energy	1,241,426	1,066,976
Banani housing complex and others		
Jalalabad Gas Transmission and Distribution Systems Limited (JGTDSL)	1,630,200	1,643,411
Banani housing complex and others	197,460	-
Office Rent (BGDCL)	909,398	-
	<b>29,854,734</b>	<b>38,020,123</b>

**45. Current Tax**

Income Tax for (F/Y 2020-2021) (Note - 45.1)	4,088,843,554	1,395,436,941
Income Tax for (F/Y 2019-2020) (Note - 45.1)	12,587	4,978,830
	<b>4,088,856,141</b>	<b>1,400,415,771</b>

**45.1 Current Tax Expenses**

This represents the amount of corporate income tax which is higher of 30% on taxable profit, 0.60% of gross receipt and income tax deducted at source under section 82C of Income Tax Ordinance (ITO) 1984 imposed by the Government through Finance Act 2020, calculated as under:

Profit/ (Loss) before tax	13,699,861,685	1,000,160,557
Taxable Profit/ (Loss) as per ITO 1984	13,507,734,976	1,015,430,240
<b>30.00% on taxable profit (A)</b>	<b>4,052,320,493</b>	<b>330,014,828</b>
Tax on Capital Gain @ 15.00%	27,095,250	13,006,884
Tax on Other Income (House proprty Income) @ 30.00%	9,427,811	
<b>A. Tax Liability at Regular Rate</b>	<b>4,088,843,554</b>	<b>343,021,712</b>
Gross received		
Revenue	209,984,079,163	225,118,254,249
Other income	2,870,650,092	200,833,617
Finance income	5,555,759,135	5,085,921,587
	<b>218,410,488,390</b>	<b>230,405,009,453</b>
0.60% (point six zero %) of gross receipt	1,310,462,930	1,382,430,057
Tax on Capital Gain @ 15.00%	27,095,250	
Tax on Other Income (House proprty Income) @ 30.00%	9,427,811	13,006,884
<b>Minimum Tax Liability u/s 82c (4a)</b>	<b>1,346,985,991</b>	<b>1,395,436,941</b>
<b>Applicable corporate income tax for the year- higher of A and B</b>	<b>4,088,843,554</b>	<b>1,395,436,941</b>
Adjustment for (over)/under provision in previous year	12,587	4,978,830
<b>Income tax expense for the year</b>	<b>4,088,856,141</b>	<b>1,400,415,771</b>



46. Others

- 46.1 Figures in these notes and in the annexed financial statements have been rounded to the nearest BDT.
- 46.2 Previous year's figures have been rearranged wherever necessary, in order to conform to current year's presentation, without any impact on the operating result and values of assets and liabilities as reported in the financial statements for the current year.
- 46.3 These notes form an integral part of the annexed financial statements and accordingly are to be read in conjunction therewith.



**Bangladesh Oil, Gas and Mineral Corporation (Petrobangla)**  
**Schedule of Property, plant and Equipment**  
**As at June 30, 2021**

Annexure-A

PARTICULARS	COST				Rate %	DEPRECIATION				Written Down Value as on 30.06.2021
	Balance as on 01.07.2020	Addition during the year	Disposal during the year	Balance as on 30.06.2021		Balance as on 01.07.2020	Charged during the year	Disposal / Adjustment during the year	Balance as on 30.06.2021	
Land	4,791,112	-	1,365,000	3,426,112	-	-	-	-	-	3,426,112
Freehold contract/brick	431,965,463	4,568,725	-	436,534,188	2.50%	185,765,918	10,813,936	-	196,579,854	239,954,333
Sheds and temporary structure	1,461,744	-	-	1,461,744	10%	982,044	49,200	-	1,031,244	430,500
Walls and store yards	407,007	-	-	407,007	5%	356,920	20,350	-	377,270	29,737
Furniture and fixtures	45,410,142	1,768,863	-	47,179,005	10%	39,204,023	1,074,016	-	40,278,039	6,900,966
Office equipment	12,469,080	11,500	-	12,480,580	15%	11,794,457	132,997	-	11,927,454	553,126
Telecom/computer equipment	45,066,406	1,783,430	-	46,849,836	15%	36,417,328	2,120,390	-	38,537,718	8,312,118
Electrical installation	66,675,072	514,318	-	67,189,390	15%	64,338,192	756,665	-	65,094,857	2,094,533
Other assets	2,053,245	311,100	-	2,364,345	10%	1,730,320	50,234	-	1,780,554	583,790
Other equipment	923,402	10,500	-	933,902	15%	430,397	61,751	-	492,149	441,754
Light vehicle	162,410,578	-	-	162,410,578	20%	133,587,206	16,580,296	-	150,167,502	12,243,077
<b>Sub-total</b>	<b>773,633,250</b>	<b>8,968,436</b>	<b>1,365,000</b>	<b>781,236,686</b>		<b>474,606,805</b>	<b>31,659,836</b>	<b>-</b>	<b>506,266,642</b>	<b>274,970,045</b>
Assets held under SPMC project	26,041,845			26,041,845		24,831,389	581,620		25,413,009	628,836
<b>Total as at 30 June 2021</b>	<b>799,675,095</b>	<b>8,968,436</b>	<b>1,365,000</b>	<b>807,278,531</b>	<b>-</b>	<b>499,438,194</b>	<b>32,241,456</b>	<b>-</b>	<b>531,679,650</b>	<b>275,598,881</b>
<b>Total as at 30 June 2020</b>	<b>793,032,165</b>	<b>6,642,930</b>	<b>-</b>	<b>799,675,095</b>		<b>466,926,293</b>	<b>32,511,901</b>	<b>-</b>	<b>499,438,194</b>	<b>300,236,901</b>

**B. CAPITAL WORK IN PROGRESS**

PARTICULARS	COST				
	Balance as on 01.07.2019	Addition during the year	Transferred to PPE	Depreciation Charged for SPMC project upto June 30, 2020	Balance as on 30.06.2020
Minor capital project	5,983,309	92,658,408	2,546,500	-	96,095,217
<b>Total as at 30 June 2021</b>	<b>5,983,309</b>	<b>92,658,408</b>	<b>2,546,500</b>	<b>-</b>	<b>96,095,217</b>
<b>Total as at 30 June 2020</b>	<b>3,436,809</b>	<b>2,546,500</b>	<b>-</b>	<b>-</b>	<b>5,983,309</b>



**Bangladesh Oil, Gas and Mineral Corporation (Petrobangla)**

**Statements of Investment in FD accounts**

**As at June 30, 2021**

*Annexure - B*

Sl. No.	Bank and Branch Name	Amount in Taka	
		2020-2021	2019-2020
1	Bangladesh Development Bank,KB Br,-GDF	0.00	0
2	Exim Bank,Sathmaszid Rd.Br.-FDR(GDF)	(0.90)	(1)
3	Bd.Krishi Bank,Local principal br.-FDR(GDF)	84,279,769.00	197,893,614
4	Agrani Bank,Dhaka university Br.-FDR(GDF)	(0.06)	217,934,624
5	Exim Bank, Dhanmondi Branch - GDF	0.20	0
6	Janata Bank,Kawran Bazar Br.-GDF	83,299,512.00	81,095,164
7	Fast security Bank,Dhanmondi Br.-GDF	0.56	1
8	Primiem Bank,Sirazgonj br.-GDF	0.60	1
9	Basic Bank,Shantinagar Br.-GDF	248,026,004.68	237,676,756
10	Brack Bank,Elephant Rd.Br.-GDF	5,309,001.01	5,309,001
11	Standard Bank,Topkhana Rd. Br.-GDF	0.08	0
12	Fast Security Bank, Motijheel Br.-GDF	(1.09)	(1)
13	IFIC Bank,Gulshan Br.-FDR(GDF)	260,429,728.70	158,286,096
14	First Security Bank,Cantt.Br.-FDR(GDF)	0.08	0
15	Bd.Commerce Bank Ltd,Khulgao Br.(GDF)	0.05	0
16	Standard Bank,Dhanmondi Br.-FDR(GDF)	0.11	0
17	Basic Bank,Banani Br.-FDR(GDF)	157,464,107.45	51,480,010
18	Bangladesh Commerce Bank,Bangshal Br.-FDR(GDF)	(0.14)	(0)
19	IFIC Bank,Bangshal Br.-FDR(GDF)	0.32	0
20	IFIC bank,Motijhil Br.-FDR(GDF)	0.37	0
21	UCBL,Mirpur Rd.Br.-FDR(GDF)	0.06	0
22	Bangladesh Krishi bank,Nandipara,Br.-FDR(GDF)	17,963,270.00	17,039,714
23	Social Investment Bank,Rokeya Sarani Br.-FDR(GDF)	(0.23)	(0)
24	Markentile Bank,Uttara Br.-FDR(GDF)	52,353,174.00	0
25	NBL,Asadgate Br.-FDR(GDF)	1,523,963.00	167,308,453
26	First Security Bank,Malibag Br.-FDR(GDF)	176,862,725.12	(2)
27	One Bank,Bangshal Br.-FDR(GDF)	(1.68)	(0)
28	BASIC Bank,Basundhora Br.-FDR(GDF)	(0.45)	1
29	Primier Bank,Gulshan Br.-FDR(GDF)	0.87	(0)
30	Brac Bank,Main Br.(Gulshan)-FDR(GDF)	(0.21)	(0)
31	Bd.Krishi Bank,Forashgonj Br.-FDR(GDF)	34,428,829.00	261,357,641
32	Prime Bank Ltd., Uttara Br.-FDR(GDF)	(0.01)	(0)
33	First Security Bank,KB Br.-FDR(GDF)	139,021,376.74	287,314,694
34	Bangladesh Commerce Bank,Green Rd.Br.-FDR(GDF)	51,616,102.66	(0)
35	South East Bank,Agargaon Br.-FDR(GDF)	0.09	0
36	Bangladesh Krishi Bank,Samoli Br.-FDR(GDF)	55,309,657.83	52,488,954
37	Bank Asia,Corporate Br.-FDR(GDF)	0.44	0
38	Prime Bank,Jatrabari Br.-FDR(GDF)	0.32	0
39	Bd.Krishi Bank,Trng.Institute Br.-FDR(GDF)	34,319,534.00	199,634,538
40	FDR-Social Investment bank	(0.08)	(0)
41	FDR-Social Investment bank (MTDR531-762/1)	(0.05)	(0)
42	FDR-UCBL, Principal Br. ( )	(0.28)	(0)
43	FDR-Agrani Bank,Main Br.	2,400,000,000.00	0
44	FDR-UCBL,Gulshan Br.	(0.23)	(0)
45	Exim Bank,Panthopath Br.(FDR)	(0.04)	(0)
46	National Bank,K.B.Br.(FDR)	(6.36)	(6)



Sl. No.	Bank and Branch Name	Amount in Taka	
		2020-2021	2019-2020
47	IFIC Bank Ltd.K.B.Br.-FDR	181,152,227.69	181,152,228
48	UCBL,New Eskaton Br.-FDR	(0.20)	(0)
49	Agrani Bank,Main Br.-FDR	6,498,010,539.91	6,164,072,363
50	The Primier Bank Ltd.Rokeya swarony Br.-FDR	(0.47)	(0)
51	Bangladesh Krishi Bank,KB Br.-FDR	24,249.00	24,249
52	Janata Bank,Janata Bhaban Br.-FDR	59,329,247.00	59,329,247
53	FDR-Agrani Bank,Principal Br.(GDF)	499,999,998.82	499,999,999
54	Bangladesh Krishi Bank,KB Br.-FDR(GDF)	1,305,468,836.00	1,188,928,640
55	BASIC Bank,Dilkusha Br.-FDR(GDF)	773,583,348.05	684,510,768
56	Sonali Bank,KB Br.-FDR(GDF-2)	493,241,388.00	370,241,136
57	Janata Bank,Local Office-FDR	4,641,564,842.60	(9)
58	FDR-Agrani Bank, Principal Br.(GDF)	6,095,650,348.06	8,693,967,251
59	FDR-IFIC Bank ,Malibagh Br.(GDF)	(1.82)	(2)
60	FDR-Jamuna Bank,Sonargaon Rd..Br.	0.00	0
61	One Bank,Basabo Br.-FDR(GDF)	0.13	0
62	UCBL,KB Br.-FDR(GDF)	(1.44)	(1)
63	AB Bank,Main Br.-FDR(GDF)	(0.80)	(1)
64	Markentile Bank,Green Rd.Br.-FDR(GDF)	(0.48)	(0)
65	National Bank,Elephant Rd.br.-FDR(GDF)	(0.25)	(0)
66	Prime Bank,IBB,Mirpur,Dhaka.-FDR(GDF)	(0.42)	(0)
67	Janata Bank,Janata Bhaban(Corporate Sec.)-GDF	90,698,646.00	86,000,364
68	Markentile Bank, Dhanmondi Br.-FDR(GDF)	0.67	1
69	NBL,Rokeya Sarani Br.-FDR(GDF)	(0.33)	(0)
70	UCBL,Mohammadpur Br.-FDR(GDF)	(0.24)	(0)
71	FDR-Primier Bank,Bangshal Br.(GDF)	(0.81)	(1)
72	Uttara Bank Ltd.Jonson Rd.Br.-FDR(GDF)	0.30	0
73	Primier Bank Ltd.Dhanmondi Br.-FDR(GDF)	(0.34)	(0)
74	Investment Corporation of Bangladesh-FDR	0.07	0
75	Sonali Bank,Sonargaon Br.FDR	0.00	4,054,583
76	IFIC Bank, Gulshan-Tejgaon link Rd.Br.-GDF	500.00	500
77	National Bank,Asad gate Br.-GDF	50,000,000.01	0
78	Primier Bank, Basundhara Br.-GDF	0.06	0
79	South East bank, Banasri Br.-GDF	(0.17)	(0)
80	Janata Bank, Local office-GDF	2,594,005,964.36	1,542,981,174
81	Al Arafah Islami Bank, Motijheel Br.	0.10	0
82	Janata bank,Janata bhaban Corporate Br.	7,087,662,468.00	6,718,896,008
83	Primier Bank,Dhanmondi satmasjid Br.-GDF	0.84	1
84	South East Bank Imamgonj Br.-FDR(GDF)	0.42	0
85	Basic Bank,Keranigonj Br.(GDF)	(0.93)	(1)
86	Bd.Development Bank,Principal Br.	66,340,096.00	66,340,096
87	Primier Bank,Head office-GDF	(0.71)	(1)
88	Social Investment Bank ltd.,Mouchak Br.-GDF	51,359,111.81	(0)
89	Exim Bank, KB Br.-GDF	136,244,672.45	129,272,712
90	Agrani Bank,Principal Br.-FDR(Trng.fund)	57,516,303.00	0
91	Union bank,Gulshan Br.	51,843,986.00	0
92	Farmers Bank,Gulshan Corp.Br.-GDF	76,069,482.70	72,001,255
93	Farmers Bank,Motijheel Br.-GDF	(0.94)	(1)
94	Fast security Bank,Mohammadpur Br.-GDF	0.49	56,774,899
95	Primier Bank,New Market Br.-GDF	(0.63)	(1)
96	Primier Bank,Gulshan Link Rd.Br.-GDF	(0.43)	(0)



Sl. No.	Bank and Branch Name	Amount in Taka	
		2020-2021	2019-2020
97	NRB Commercial Bank,Principal Br.-GDF	106,607,277.90	52,748,199
98	NRB Global Bank,Nayapaltan Br.-GDF	163,528,057.92	209,723,636
99	Basic Bank,Shamoli Br.-GDF	(4.03)	123,642,755
100	Modhumoti Bank, Motijhil Br.	(0.46)	(0)
101	First Security Islami Bank,Bangshal Br.(GDF)	(0.07)	(0)
102	First Security Islami Bank, Dilkusha Br.(GDF)	(0.37)	(0)
103	Basic Bank,KB Br.-GDF	568,547,164.94	543,915,972
104	UCBL,Dilkusha Br.-GDF	(0.87)	(1)
105	AB Bank Gulshan Br.- GDF	(0.41)	(0)
106	Primier Bank ,KB Br.-FDR(IOC Oprn.)	0.20	0
107	Basic Bank,Uttara Br.(FDR IOC Oprn)	(0.81)	(1)
108	UCBL,Dilkusha Br.(FDR IOC Oprn)	(0.01)	(0)
109	Meghna Bank Ltd.,Dhanmondi Br.-GDF	106,834,435.98	51,790,673
110	NCCB, Baridhara Br.-GDF	(0.13)	(0)
111	Janata Bank,Satmasjid Rd.Corp.Br.(GDF)	137,297,194.00	130,311,224
112	UCBL,Elephant Rd.Br.-GDF	(2.17)	(2)
113	Standard Bank,Pr.Br.(IOC Op.)	8,355,744.68	5,318,154
114	AB Bank ,Kawran Bazar Br.-FDR(IOC Oprn.)	63,875,024.23	63,083,582
115	Premier Bank, Gulshan link Rd.Br.-FDR(IOC Oprn)	230.15	230
116	Premier Bank, Elephant Rd.Br.-FDR(IOC Oprn.)	0.29	0
117	IFIC Bank,KB Br.-FDR(IOC Oprn)	603,042,009.00	556,960,023
118	EXIM Bank,Kawran Bazar Br.-FDR(IOC Oprn)	151,030,007.00	143,301,449
119	Farmers Bank,Motijhil,Br.-FDR(IOC Oprn.)	153,608,077.00	146,208,844
120	National Bank,Asad gate Br.-FDR( IOC Oprn.)	0.10	0
121	Rupali Bank,TCB Bhabon,Corp.Br.(GDF)	1,816,927,294.00	1,346,119,585
122	Basic Bank,Islampur Br.(GDF)	202,135,752.94	315,868,833
123	Basic Bank,Bangshal Br.(GDF)	(1.74)	(2)
124	Social Islamic Bank,Mohakhali Br.(GDF)	110,044,322.75	54,320,316
125	Union Bank,Uttara Br.(GDF)	51,616,103.86	1
126	Basic Bank, Gulshan Br.-GDF	0.43	0
127	NRB Commercial Bank, Ekorla Br.-GDF	(0.40)	(0)
128	IFIC Bank, Kawran Bazar Br.-GDF	0.13	0
129	First Security Islami Bank,Postagola Br.-GDF	103,496,353.36	(2)
130	Social Islami Bank,Babu Bazar Br.-GDF	0.37	0
131	First Security Bank,Mohakhali Br.(GDF)	228,173,278.91	213,209,430
132	First Security Bank,Topkhana Br.-(IOC Op.)	292,677,126.00	276,815,824
133	Exim Bank, Gulshan Br. (IOC Op)	0.89	204,457,653
134	Rupali Bank ,TCB Br.-(IOC Op)	196,888,307.00	186,786,216
135	Rupali Bank, Motijheel Corp.Br.-GDF	226,366,083.00	383,145,206
136	Agrani bank,New Market Br.- GDF	920,775,889.51	1,480,814,778
137	Sonali Bank, Sonargaon Hotel Br.-GDF	2.00	338,328,836
138	Agrani Bank, Green Rd.Br.-GDF	(2.10)	372,408,286
139	Agrani Bank ,New Market Br. (IOC Oprn.)	64,451,743.61	1,290,758,922
140	Agrani Bank, Moulavi Bazar Corp.Br. (IOC Oprn.)	1,231,577,032.35	1,164,364,513
141	Bd.Development Bank, KB Br.(IOC Oprn.)	(0.44)	1,235,912,574
142	Farmers Bank,Mirpur Br.-GDF	72,360,443.00	68,874,951
143	South Bangla Agri, & Com. Bank,Dhanmondi Br.-IOC	(1.58)	(2)
144	First Securuty Islami Bank, Dilkusha Br. (IOC Op)	142,070,915.00	134,094,569
145	UCBL, Banasree Br.-GDF	0.05	0
146	Midland Bank,Uttara Br.- GDF	1.41	1

Sl. No.	Bank and Branch Name	Amount in Taka	
		2020-2021	2019-2020
147	Agrani Bank, North South Rd.Br.-GDF	418,930,063.00	60,756,126
148	Agrani Bank, Elephant Rd.Br.- GDF	0.40	594,554,142
149	Rupali Bank, Johnson Rd.Br.-GDF	204,385,810.00	169,432,966
150	Al Arafah Islami Bank,Katgora Bazar Br.-GDF	0.09	0
151	First Security Bank, Topkhana Rd.Br.-GDF	0.06	60,893,713
152	First security Islami Bank, Azampur Br.-GDF	53,961,343.37	114,177,433
153	South Bangla Agri.& Commerce Bank,Principal Br.-GD	0.74	1
154	Standard Bank, KB -GDF	0.12	0
155	Agrani Bank,Ramna Corp.Br.- GDF	4,188,971,095.20	4,243,045,928
156	Rupali Bank, Johnson Rd.Br.	486,872,638.00	486,872,638
157	Agrani Bank,Bangla Academy Br.	(0.39)	605,798,020
158	National Bank,Banani Br.	0.28	0
159	IFIC Bank, Pallabi Br.	0.00	101,560,000
160	One Bank ,Moghbazar Br-GDF	(0.12)	(0)
161	IFIC,Dhanmondi Br.	197,365,101.07	181,411,691
162	NRB Commercial Bank, Principal Br.	(0.17)	(0)
163	First Security Islami Bank,Kakrail Br.	0.20	0
164	IFIC Bank,Dhanmondi Br.-GDF	8,351,761.17	196,475,444
165	Agrani Bank,Bangla Academy Br.-GDF	0.16	595,285,579
166	Agrani bank,Sherarton Hotel Br.-GDF	109,586,986.96	105,069,998
167	IFIC Bank, Pallabi Br.-GDF	(0.18)	218,902,246
168	Exim Bank,Head Office Corp.Br.-GDF	57,412,445.00	54,474,517
169	Union Bank,Panthopath Br.-GDF	188,762,575.30	128,960,514
170	Exim Bank, Motijhil Br.	(0.09)	(0)
171	IFIC Bank ,Elephant Rd.Br.	196,536,667.27	186,456,130
172	IFIC Bank ,Lalmatia Br.-GDF	25,483.72	192,493,408
173	Basic Bank, Cantonment Br. Br.-GDF	177,005,282.00	118,479,434
174	Agrani Bank,BB Avenue Corp.Br.-GDF	4,718,473,785.00	2,563,945,961
175	IFIC Bank,Elephant Rd.Br.-GDF	(0.57)	180,085,438
176	IFIC Bank,KB Br.-GDF	67,600,057.00	63,821,501
177	Standard Bank,Green Rd.Br. Br.-GDF	2,050,997.49	(1)
178	Bd.Krishi Bank,Mirpur Br.-GDF	170,246,206.00	279,804,955
179	Brac Bank, Banosree Br.-GDF	(0.30)	(0)
180	One Bank, Kawran Bazar Br.-GDF	374,576,178.79	302,862,360
181	National Bank,Sonargaon Janopath Br.-GDF	0.00	63,396,076
182	AB Bank,Uttara Br.-GDF	0.11	0
183	Agrani Bank.Central Law College Br.-GDF	235,604,682.14	806,931,760
184	Janata Bank,Tejgaon Shilpo alaka Br.-GDF	561,703,058.12	636,861,087
185	Bd.Krishi Bank,Uttara Br.-GDF	1.00	53,806,156
186	Bd.Krishi Bank,Khamarbari Br.-GDF	52,428,729.00	0
187	Premier Bank,Kakrail Br.-GDF	49,999,999.94	(0)
188	AB Bank,Malibagh Br.-GDF	114.80	115
189	IFIC Bank,Garebe Newaz Avenue(Uttara)Br.-GDF	(0.55)	124,078,628
190	Dhaka Bank,Gulshan Circle-2 Br.-GDF	0.67	1
191	Farmers Bank,Uttara Br.-GDF	65,274,388.00	62,105,688
192	Agrani Bank,Panthopoth Br.-GDF	609,096,476.00	578,726,020
193	Rupali bank,Sadarghat Br.-GDF	611,910,872.00	580,485,492
194	First Security Islami Bank, Rayer Bazar Br.-GDF	65,582,447.00	62,309,127
195	National Bank,Banani Br.-GDF	(0.44)	61,922,142
196	Shahjalal Islami Bank, KB- GDF	(0.04)	(0)

Sl. No.	Bank and Branch Name	Amount in Taka	
		2020-2021	2019-2020
197	Modhumoti Bank,Bangla Motor -GDF	52,311,783.17	(1)
198	First Security Islami Bank,Kakrail Br.-GDF	(0.30)	(0)
199	First Security Islami Bank Ltd. Banani Br.-GDF	0.75	1
200	AB Bank,Kawran bazar Br.-GDF	51,691,256.34	0
201	Bd.Krishi Bank,Local Pr.Br.-(IOC Oprn)	61,448,905.32	631,976,958
202	Rupali Bank,Patuatuly Br.-(IOC Oprn)	606,122,847.39	574,945,497
203	IFIC Bank, Mirpur Br. Dhaka.-GDF	0.15	61,918,041
204	National Bank,Dilkusha Br-GDF	63,633,044.00	60,482,848
205	Midland Bank,Dhanmondi,Br.-GDF	(1.75)	(2)
206	Brac Bank,Bijoy nagar Br-GDF	(0.37)	(0)
207	Markentile Bank,Main Br.-GDF	(0.09)	(0)
208	Markentile Bank,Mohakhali Br.-GDF	(0.24)	60,555,937
209	Bd.Commerce Bank,Principal Br.-GDF	51,394,550.49	(1)
210	National Bank,Motijhil Br.-GDF	0.46	61,068,112
211	First Security Islami Bank,Malibagh Br.	64,407,445.60	60,947,748
212	Agrani bank,Purana palton Corp.Br.-GDF	(0.53)	227,603,394
213	Agrani Bank,Basaboo Br.-GDF	979,209,910.00	213,664,431
214	Agrani Bank,Foreign Exh.Br.-IOC Oprn.	299,938,319.17	284,312,519
215	Basic Bank,Bangshal Br.-IOC Oprn.	60,169,004.39	57,082,081
216	South Bangla Agricultural & Com.Bank,Banani Br.	(0.15)	(0)
217	National Credit & Commerce Bank,Panthopath Br.	123,347,945.96	123,347,946
218	Bd.Krishi Bank,Shamoly Br.-IOC oprn.	60,117,976.36	58,521,405
219	First Security Islami Bank,Rayerbazar Br.	64,178,325.56	60,913,509
220	Premier Bank,Kawran Bazar Br.- GDF	(0.05)	138,208,725
221	IFIC Bank,Local Office Br.-GDF	151,786,818.00	143,686,012
222	Agrani Bank,Sadarghat Corp.Br.-GDF	(0.78)	226,672,987
223	One Bank,Gulshan Br.-GDF	1,654,653.84	1,654,654
224	South Bangla Agri.& Com.Bank,Asulia Br.-GDF	0.60	1
225	One Bank,Principal Br.-GDF	52,062,672.05	0
226	Shahjalal Islami Bank,Main Br.- GDF	(0.20)	(0)
227	National Bank, Uttara Br.- GDF	9.03	9
228	Markentile Bank, Moghbazar Br.	96,138,979.02	91,392,788
229	NRB Bank, Banani Br.	0.85	1
230	Agrani Bank, Sonargaon Rd.Br.	117,400,281.45	111,331,796
231	South East Bank, Tongi Br.	61,719,274.33	58,563,090
232	Agrani Bank, Main Br.Dhaka- ESF	5,659,399,914.93	528,221,838
233	Agrani Bank,B B Avenue Br.- ESF	585,151,792.90	556,119,142
234	Agrani bank, Purana Paltan Corp. Br.- ESF	406,206,148.25	386,064,862
235	Rupali Bank, Moghbazar Br.- ESF	292,716,504.39	278,076,096
236	Bd. Krishi Bank,Local Principal office Br.- ESF	587,700,944.56	557,388,799
237	Bd.Krishi Bank,Karwan Bazar Corp.Br.-ESF	292,050,280.68	277,045,721
238	Social Islamic Bank Ltd. Mouchak Br.	(0.91)	(1)
239	Meghna Bank,Principal Br.Dhaka	0.15	0
240	Agrani Bank,Rampura TV Br. -ESF	116,721,910.83	110,878,127
241	Bd.Krishi Bank,Mirpur Br. -ESF	115,469,983.00	109,625,588
242	Rupali Bank, Local office Br. Dhaka -ESF	2,154,473,230.22	55,441,095
243	Rupali bank, Ramna Corp.Br. -ESF	116,845,235.91	110,967,040
244	IFIC Bank, Local Office Br.Dhaka- ESF	61,457,224.70	58,186,015
245	Modhumoti Bank,Bangla, Motor Br.	60,741,918.34	57,724,082
246	Agrani Bank,BB Avenue Corp.Br.-ESF	1,154,401,203.78	1,096,946,577



Sl. No.	Bank and Branch Name	Amount in Taka	
		2020-2021	2019-2020
247	Agrani Bank,Main Br.- ESF	56,873,668.56	27,844,807
248	Agrani Bank,Panthopath Br.- ESF	(0.45)	(0)
249	Agrani Bank, Ramna Corporate Br.-ESF	576,425,252.61	546,424,778
250	Agrani Bank,Moulavibazar Br.-ESF	0.22	0
251	Agrani Bank,Green Rd.Corp.Br.-ESF	114,148,446.14	108,237,950
252	Agrani Bank,Foreign Exchange Corp.Br.ESF	0.22	0
253	Agrani Bank,Razuk Bhabon Br.-ESF	0.22	0
254	Agrani Bank, Wasa Corporate Br.-ESF	447,052,037.00	433,001,444
255	Agrani Bank,Sonargaon Rd.Br.-ESF	231,638,610.60	219,580,195
256	Sonali Bank,Kawran Bazar Br.-ESF	578,410,679.00	549,701,250
257	Janata Bank,Tejgaon Ind.area Br.-ESF	231,887,725.32	219,850,255
258	Bd.Development Bank,KB Corporate Br.-ESF	580,481,248.70	550,495,349
259	Rupali Bank,Islampur Rd.Br.-ESF	231,691,619.73	219,849,183
260	Rupali Bank,Jonshon Rd.Br.-ESF	231,718,398.05	219,874,588
261	AB Bank,Progati Sarani Br.-GDF	1,853,651.00	
262	Bd,Commerce Bank,Zigatola Br.-GDF	60,030,900.50	56,773,463
263	Social Islamic Bank Ltd.,Principal bank-GDF	(0.50)	(1)
264	IFIC Bank,Basundhara Br.-GDF	(0.94)	56,859,732
265	Dhaka Bank,Mohakhali Br.-GDF	(0.84)	(1)
266	Agrani Bank,Foreign Exchang Corp.-GDF	5,530,882.26	114,567,592
267	Agrani Bank,Hatkholia Br.-GDF	(1.08)	110,479,646
268	Agrani Bank,Nawabgonj Br.-GDF	330,994,918.00	313,590,003
269	Agrani Bank,Amin Court Br.-GDF	308,061,619.05	270,801,666
270	AB bank Progati Sharani br.-IOC Op.	121,524,192.64	114,770,818
271	Premier Bank, Gulshan Br.	58,504,908.04	55,274,670
272	NRB Global Bank,Kalatia Br.-GDF	1.33	1
273	Premier Bank,Gulshan Glass house Br.-GDF	166,714,892.44	241,654,747
274	UCBL,Corprate Office Br.-GDF	58,557,010.00	56,145,946
275	Meghna Bank,Principal Br.-GDF	(0.24)	(0)
276	NRB Bank,Ati Bazar Br.-GDF	0.09	0
277	Bank Asia,Dhanmondi Br.-GDF	(0.12)	(0)
278	Brac Bank,Banani Corp.Br.-GDF	53,920,338.00	52,011,475
279	IFIC bank,Mohammadpur Br.-IOC Op.	71,917,865.96	67,515,146
280	Agrani bank,Dhaka University Br.-ESF	110,737,313.00	107,792,178
281	Rupali bank,Nayatola Br.-ESF	56,937,474.38	54,335,305
282	Standard Bank,Dakkhin khan Br.-FDR(IOC)	59,213,934.07	56,193,229
283	Union Bank,Uttara Br.-IOC Op.	0.22	0
284	Basic bank,Dhanmondi Br.-GDF	164,428,321.00	57,964,462
285	UCBL,Agent Banking Corp.Office,Gulshan br.	107,472,931.42	104,899,811
286	Standard Bank,Gulshan Br.FDR(IOC)	58,735,266.96	55,760,427
287	Bangladesh Development Bank Limited, Principal Br.-GDF	67,559,196.88	60,645,053
288	Agrani bank,Banani Corp.Br.-GDF	54,831,423.17	584,976,464
289	Rupali Bank,Indira Rd.Br.Dhaka-GDF	0.00	53,817,584
290	Rupali Bank,Rampura,Br.Dhaka-GDF	0.00	53,614,758
291	Basic Bank, Babubazar Br.Dhaka-GDF	(0.28)	21,412,711
292	Southeast Bank,Gulshan Br.-IOC	58,258,982.46	55,439,804
293	Premier Bank,Gulshan glass house Br.-FDR IOC	58,190,807.06	55,216,775
294	Social Islami Bank,Mohakhali Br.-FDR IOC	58,783,054.57	55,528,029
295	South Bangla Ag.and Com.Bank-IOC	(0.01)	(0)
296	Midland Bank,Gulshan Br.-IOC	0.07	0



Sl. No.	Bank and Branch Name	Amount in Taka	
		2020-2021	2019-2020
297	Standard Bank, Mohammad Br.-GDF	0.09	22,046,388
298	Bd.Commerce Bank Ltd.-Rokeya Sarani Br.-GDF	0.05	55,037,539
299	NRB Global Bank, Banani Br.-GDF	109,805,286.47	54,884,452
300	IFIC Bank, Gulshan Br.-IOC Op.	100,000,000.00	100,000,000
301	Jamuna Bank, Uttara Br.-GDF	50,000,000.00	0
302	Premier Bank, Donia Br.-GDF	(0.09)	(0)
303	Midland Bank, Gulshan Br.-GDF	102,306,481.00	50,000,000
304	Standard Bank, Princopal Br.-GDF	99,999,999.55	50,000,000
305	Meghna Bank. Mirpur Br.-GDF	0.68	1
306	AB Bank, Islampur Br.-GDF	0.73	1
307	AB Bnak, Basundhara Br.-GDF	(0.25)	(0)
308	AB Bank, Garib-E-Newaz Ave.Br.-GDF	58,139,868.00	54,898,176
309	Janata Bank, Mohammadpur Corp.Br.-GDF	111,101,569.00	105,271,931
310	NRB Global Bank, Panthopath Mohila	82,362,006.32	0
311	First Security Islami bank, Gulshan Br.-GDF	1.00	1
312	NRB Global Bank, Gulshan Br.-GDF	101,928,988.00	50,000,000
313	Standard Bank, Dakkhin Khan Br.-GDF	0.55	54,301,793
314	Bd.Commerce Bank, Gulshan Br.-GDF	21,537,942.00	21,537,942
315	One Bank, Mirpur Br.-GDF	0.45	0
316	South Bangla Agriculture and Com.Bank, Motijhil Br.-GDF	0.44	0
317	Premier Bank, Banani Br.-GDF	0.38	0
318	Rupali Bank, Nawabgonj Br.-GDF	110,719,466.00	105,189,003
319	South bangla Agr. Com. bank, Corp.Br.-GDF	51,616,103.47	0
320	Brac Bank, Uttara Jasimuddin Ave.Br.-GDF	(0.53)	(1)
321	Shahjalal Islami bank, Tower Br.-GDF	0.10	0
322	NRB Global Bank, Nawabpur Br.-GDF	56,025,450.47	52,988,402
323	AB Bank Ltd. Principal Br.-GDF	124,666,191.00	21,732,636
324	Meghna Bank Ltd. Motijheel Br. Dhaka-GDF	0.48	0
325	NRB Commercial Bank Ltd. Gulshan Br. Dhaka-FDR-GDF	0.50	1
326	Brac Bank, Khilgaon, GDF	0.11	0
327	Agrani Bank Ltd. WASA Corporate Br.-GDF	104,246,396.01	566,811,619
328	Agrani Bank Ltd. Moulovi Bazar Corporate Br.-GDF	501,849,316.21	100,000,000
329	Agrani Bank Ltd. Tejgaon Industrial Area Corp. Br.-GDF	0.38	104,985,201
330	Janata Bank Ltd. Banani Br.-GDF	0.15	105,067,535
331	Sonali Bank Saydabad Bus Terminal Br.-GDF	0.00	52,501,782
332	NRB Global Bank, Motijheel Br.-GDF	0.47	0
333	Union Bank, Islampur Br.-GDF	109,768,041.30	101,918,333
334	NRB Commercial Bank, Dhanmondi Br.-GDF	(0.28)	(0)
335	Southeast Bank Ltd. Rokeya Smarani Br.-IOC	55,996,997.00	53,355,497
336	South Bangla Agri.Bank Ltd.Motijheel Br.-IOC.	22,399,634.00	21,243,004
337	NRB Global Bank Ltd.Uttara Br.-IOC	56,773,230.00	53,689,025
338	NRB Bank ,Chak Bazar Br.-GDF	0.49	0
339	NRB Global Bank, Mohakhali Br.-GDF	114,887,528.00	105,325,824
340	Meghna Bank Ltd., Jirabo Br.-GDF	33,512,287.00	32,026,821
341	South Bangla Agri. & Com. Bank, Mirpur Br.-GDF	160,996,483.00	73,320,994
342	Eastern Bank Ltd., Shamoli Br.-IOC	55,051,431.00	52,081,045
343	Union Bank Ltd, Banani Br.-GDF	102,337,926.48	180,097
344	Premier Bank Ltd, Gulshan Circle-2 Br.-GDF	49,999,999.78	(0)
345	NRB Global Bank, Dhanmondi Br.-GDF	56,025,453.00	52,981,870
346	First Security Islami Bank, Dhanmondi Br.-GDF	51,337,502.00	0

Sl. No.	Bank and Branch Name	Amount in Taka	
		2020-2021	2019-2020
347	Union Bank ,Askona Bazar Br-GDF	51,616,103.00	0
348	Union Bank,Nowabpur Br-GDF	103,510,183.00	0
349	Union Bank, Jamuna Future Park Br-GDF	51,394,551.00	0
350	Premier Bank Ltd, Satarkul Br-GDF	(0.84)	52,218,945
351	South Bangla Agri & Comm Bank, Hemayetpur Br-GDF	55,055,566.00	52,218,947
352	South Bangla Agri & Comm Bank, Imamgong Br-GDF	0.00	51,778,455
353	AL Falah Bank, Gulshan Br-GDF	(0.27)	(0)
354	Social Islami Bank Ltd, Banani Br -GDF	(0.35)	(0)
355	Union Bank Ltd. Keraniganj Br.-GDF	(1.00)	59,374
356	AB Bank Ltd, Imamgong Br-GDF	(0.07)	(0)
357	Social Islami Bank, Kakrail Br-GDF	54,946,295.00	52,018,529
358	Union Bank Ltd, Mirpur Br-GDF	51,394,551.00	0
359	Bangladesh Commerce Bank, Banglamotor Br-GDF	52,371,015.88	(0)
360	Prime Bank Ltd, Ibrahimpur Br	(0.18)	51,575,864
361	NRB Global Bank,Gulshan Corp. Br-GDF	59,948,950.47	53,975,975
362	Union Bank Ltd, Bagbari Br.-GDF	0.30	0
363	Southeast Bank,Rokeya Sarani Br.-GDF	54,502,599.00	51,957,040
364	Social Islami Bank, Savar Br.-GDF	54,871,243.00	51,987,282
365	Meghna Bank Ltd,D-EPZ Br-GDF	54,998,484.00	51,790,674
366	NRB Global Bank, Uttara Br.-GDF	158,357,652.00	51,911,455
367	First Security Islami Bank,Corporate Br.-GDF	50,000,000.00	50,000,000
368	South Bangla Agri & Comm Bank, Uttara Br-GDF	(0.12)	51,721,016
369	National Bank Ltd,Foreign Exchange Br.-GDF	54,913,855.00	51,873,083
370	Al-Arafah Islami Bank Ltd,KB Br-GDF	104,333,052.00	101,213,682
371	UCBL,Agent Banking Br-GDF	57,806,559.00	53,386,160
372	Mutual Trust Bank Ltd,Dilkusha Br-GDF	52,298,791.00	50,000,000
373	IFIC Bank,Principal Br.-GDF	(1.29)	53,821,124
374	National Bank, Mohila Br-GDF	(1.18)	52,520,464
375	Markentile Bank Ltd, Arambagh Br.(GDF)	10,269,017.00	
376	Rupali Bank Ltd, Local Office Br-GDF	1,514,609,592.00	
377	Janata Bank Ltd. Local Office- ESF	5,234,645,509.80	
378	AB Bank Ltd. Dhanmondi Br.-GDF	52,932,738.00	
379	AB Bank Ltd. Shyamoli Br.- GDF	52,062,672.00	
380	AB Bank Ltd. New Elephant Road Br.-GDF	51,803,623.00	
381	AL-Arafah Islami Bank Ltd. Panthapath Br.-GDF	0.11	
382	AL-Arafah Islami Bank Ltd. Banglamotor Br-GDF	(0.19)	
383	AL-Arafah Islami Bank Ltd. Mohakhali Br-GDF	(0.48)	
384	Agrani Bank Ltd. Basabo Br.-ESF	104,511,731.62	
385	NCC Bank, Panthapath-IOC	5,028,781.00	
386	Jamuna Bank Ltd. Ittara Br.-IOC	1,998,207.00	
387	Premier Bank, Gulshan Circle-2 IOC	1,837,655.00	
388	Agrani Bank Ltd. Basaboo Br.- IOC	103,045,163.00	
389	Rupali Bank Ltd. Local Office Br. -IOC	515,729,428.00	
390	Janata Bank Ltd. IWTA Br.- GDF	553,243,867.00	
391	Midland Bank, Aganagar, Keranigonj Br. -GDF	2,306,482.00	
392	South Bangla Agriculture & Com. Bank, Panthapath Br.- GD]	103,779,050.00	
393	NRB Commercial Bank, Hatirpul Br.- GDF	52,202,035.00	
394	Social Islami Bank, Bangshal Br. -GDF	83,193,112.00	
395	Mutual Trust Bank, MTB Shyamoli Br. -GDF	51,993,525.00	
396	Agrani Bank Ltd. Nowabpur Br. -GDF	52,062,672.00	



Sl. No.	Bank and Branch Name	Amount in Taka	
		2020-2021	2019-2020
397	One Bank, Banani Br. -GDF	52,063,219.00	
398	Social Islami Bank, Gulshan Br. -GDF	51,674,016.00	
399	Bangladesh Commerce Bank, Foreign Exch. Br. -GDF	51,843,986.00	
400	Agrani Bank Ltd. New Eskaton Br. -GDF	51,711,054.00	
401	Meghna Bank Ltd. Uttara Br. -GDF	50,184,932.00	
402	Union Bank Ltd. Elephant Rd. Br. -GDF	50,184,932.00	
403	EXIM Bank Ltd. New Eskaton Br. -GDF	51,337,502.00	
404	IFIC Bank, Gabtoli Bagabari Br. -GDF	51,352,702.00	
405	Markentile Bank Ltd. Elephant Rd. Br. -GDF	51,330,003.00	
406	Bangladesh Commerce Bank, Dholaikhal Br. -GDF	51,616,103.00	
407	Social Islami Bank. Dhanmondi Br. -GDF	51,295,700.00	
408	Agrani Bank Ltd. Shyamoli Br. -GDF	51,366,026.00	
409	Agrani Bank Ltd. Satmosjid Rd. Corp. -GDF	51,479,531.00	
410	Rupali Bank Ltd. Rokeya Sarani Br. -GDF	100,973,973.00	
411	Agrani Bank Ltd. Gulshan Corp. Br. -GDF	201,947,945.00	
412	Agrani Bank Ltd. Mohakhali Corp. Br. -GDF	100,973,973.00	
413	First Security Islami Bank, Kuril Bishwa Road Br. -GDF	50,369,863.00	
414	NRB Commercial Bank, Mirpur-12 Br. -GDF	50,000,000.00	
<b>Total</b>		<b>89,698,803,303</b>	<b>71,116,736,109</b>

