



National Action Plan 2022-2027 for Skills Development in Bangladesh

Government of the People's Republic of Bangladesh
Prime Minister's Office
National Skills Development Authority (NSDA)

PREAMBLE

To ensure sustainable, inclusive and widespread skills development of the Bangladeshi labour force through enhancement of institutional efficiency, strengthening of transparency and accountability, consolidation of good governance and proper allocation of resources in the Ministries / Departments and their subordinate departments/agencies, this five year National Action Plan for Skills Development (2022-2027) has been approved by the Governing Board, headed by the Hon'ble Prime Minister, Government of the People's Republic of Bangladesh on the _____.

This Action Plan document is led by the National Skills Development Authority (NSDA) established under the Prime Minister's Office through the Act No. XLV of 2018. One of the main duties and functions of the Authority (as mentioned in section 6(1) of the Act) is: (a) to formulate national skills development policy, strategy and plan of actions.

Additionally, this Action Plan is aligned with the NSDA Rules 2020 and the National Skills Development Policy 2021 as well as the country's goals charted in the Election Manifesto 2018, the global Sustainable Development Goals 2030, 8th Five Year Plan, Vision 2041 and the Bangladesh Delta Plan 2100.

Finally, this Action Plan is subject to review as and when required.

CONTENTS

Preamble	3
Executive Summary	8
Chapter1: Brief description of NSDA and National Skills Development Policy (NSDP)	10
Chapter 2: Skills development scenarios of Bangladesh	14
Chapter 3: Overview of the National Action Plan (NAP) for Skills Development.....	19
3.1 Approach Towards Development of NAP for Skills Development.....	19
3.2 Overview of The Key Components of NAP.....	19
3.3 Monitoring and Evaluation	20
3.4 Key Highlights of NAP.....	21
Chapter 4: The Time Bound Action Plan for Skills Development	22
Chapter 5: Training Targets	36
5.1. Agency-Wise Estimated Training Targets:	36
5.2.1. Fresh Skilling	40
5.2.2 Re-skilling	107
5.2.3 Up-Skilling	130
5.2.4 Apprenticeship	151
5.2.5 Recognition of Proir learning	167
5.2.6 Entrepreneurship.....	184
Annexure	204

GLOSSARY OF KEY TERMS AND ACRONYMS

Term	Acronym Full-form/ meaning
BANBEIS	Bangladesh Bureau of Educational Information & Statistics
BBS	Bangladesh Bureau of Statistics
BEF	Bangladesh Employers' Federation
BEZA	Bangladesh Economic Zones Authority
BHTPA	Bangladesh Hi-Tech Park Authority
BIDA	Bangladesh Investment Development Authority
BITAC	Bangladesh Industrial Technical Assistance Center
BMET	Bureau of Manpower, Employment and Training
BNFE	Bureau of Non-Formal Education
BNQF	Bangladesh National Qualification Framework
BSL	Bangladesh Services Limited
BTB	Bangladesh Tourism Board
BTEB	Bangladesh Technical Education Board
CAD	Course Accreditation Document
CBT&A	Competency Based Training & Assessment.
CPS	Cyber-Physical Systems
CS	Competency Standard
DAM	Dhaka Ahsania Mission
DoF	Department of Fisheries
DLS	Department of Livestock Services
DoS	Department of Shipping
DSS	Department of Social Service
DTE	Directorate of Technical Education
DYD	Department of Youth Development
ECNSDC	Executive Committee of the National Skills Development Council
FBCCI	Federation of Bangladesh Chambers of Commerce & Industry
GOB	Government of Bangladesh
HRD	Human Resource Development
HSC (Voc)	Higher Secondary Certificate (Vocational)
ILO	International Labour Organization
Instructor/Trainer	A public or private sector employee who delivers training.
ISC	Industry Skills Council
ICT	Information & Communication Technology
4IR	Fourth Industrial Revolution
IT	Information Technology
KPI	Key Performance Indicator
LEDP	Learning and Earning Development Project
LLL	Lifelong Learning

Term	Acronym Full-form/ meaning
LMIS	Labour Market Information System
MAWTS	Mirpur Agricultural Workshop and Training School
MEWOE	Ministry of Expatriates' Welfare and Overseas Employment
MOE	Ministry of Education
MOFA	Ministry of Foreign Affairs
MOLE	Ministry of Labour & Employment
MPO	Monthly Pay Order
MRA	Mutual Recognition Agreement
NAP	National Action Plan
NEET	Not in Education, Employment, or Training
NGO	Non-Governmental Organization
NHRDF	National Human Resources Development Fund
NSDA	National Skills Development Authority
NSDC	National Skills Development Council
NSP	National Skills Portal
NSQF	National Skills Qualification Framework
NSDP	National Skills Development Policy
NTC	National Training Council
NTVQF	National Technical and Vocational Qualifications Framework
PKSF	Palli Karma Sahayak Foundation
PPP	Public Private Partnership
PWD	Persons with Disabilities
RDA	Rural Development Academy
RPL	Recognition of Prior Learning
RTO	Registered Training Organization
SME	Small & Medium Enterprises
SSC (Voc)	Secondary School Certificate (Vocational)
STP	Skills Training Provider
TMED	Technical and Madrasah Education Division
TSC	Technical School and College
TTC	Technical Training Center
TVET	Technical & Vocational Education and Training
UCEP	Underprivileged Children's Educational Programmes

LIST OF FIGURES

Figure 1: Short-term skills trainings undertaken in 2019-20 across the country	15
Figure 2: Top 16 agencies that contributed to 90% of training in 2019-20	15
Figure 3: Training undertaken in 2019-20 sector-wise.....	16
Figure 4: Future trainings (2022-27) by sector.....	18

EXECUTIVE SUMMARY

The rapidly growing economy of Bangladesh, coupled with its demographic advantage, presents an opportunity for investing in its human capital and developing an employable workforce in the national and global context. The National Skills Development Policy (NSDP) 2021 paves the way forward for reforms and an enhanced skills ecosystem in the country. Considering the scale of reforms and trainings, the implementation of NSDP 2021 requires a time bound action plan, and indelible commitment from all the stakeholders including Ministries, Industry Skills Councils (ISCs), industries, development partners and the targeted beneficiaries.

In light of operationalizing the NSDP 2021, this action plan has been developed by NSDA established under the Prime Minister's Office through the Act No. XLV of 2018. In addition to NSDP 2021, this action plan is aligned with the country's goals charted in the Election Manifesto 2018 and Sustainable Development Goals 2030.

The skills ecosystem has expanded rapidly in Bangladesh over the last 15 years. In 2019-20 the country trained 1.6 million youth across 16 sectors. These training providers offered a wide variety of formal, informal, and non-formal training courses to different target groups using different approaches and mode of delivery, assessment process, and certification and are provided by a range of government and non-governmental institutions.

To achieve efficiency and effectiveness, this action plan is based on the following broad principles: developing a demand-driven skills ecosystem; adopt an evidence based approach through research and development; outline a flexible and responsive training facility; enhancing industry engagement in skills training; improving governance of an effective and results-focused skills system; strategies for promoting skills development in the country; developing an overarching nationally recognized National Skills Qualification Framework and quality assurance mechanisms or skills training; expanding Competency Based Training and Assessments (CBT&A) throughout the country and improving access and outreach to all sections of society.

As per the data collected from 58 agencies, with an average of approximately 1.72 million training per annum, around 8.6 million trainings across 17+ sectors have been envisaged by ministries and external stakeholders over the five-year horizon from FY 2022-23 to FY 2026-27. Trainings have been identified across 6 categories- fresh skilling, up-skilling, re-skilling, entrepreneurship, apprenticeship, and Recognition of Prior Learning (RPL). In addition to identifying skilling for current and future labour market needs, some of the key activities outlined in this action plan are:

- Strategies aimed at meeting the demand for skilled workers in the domestic economy and overseas labour market
- Activities related to training in emerging technologies such as Industry 4.0 and identifying occupations in new age technologies
- Activities for increasing uptake of the NSQF/BNQF
- Development of competency standards, competency-based curriculum, competency-based learning materials, development of trainers and assessors
- Improving access to underserved areas as well as access to competency-based training to marginalized groups (including women, persons with disabilities and people in less developed and inaccessible areas, people in rural areas & Ethnic minorities) and informal sector workers

- Activities aimed at enhancing access to variety of training avenues such as mutual recognition of standards with global partners, entrepreneurship, apprenticeship, recognition of prior learning (RPL), life-long learning, up-skilling, and re-skilling
- Strengthening ISCs and apprenticeship for improved industry engagement. Further the focus is on various areas including job placements, apprenticeships, establishment of Centre of Excellence in partnership with the industries
- Effective coordination to ensure that skilling activities undertaken in the country complement each other enabling the development of a well-functioning national skills system
- Enhancing capacity of government institutions and staff members to implement skills development
- Developing an effective monitoring mechanism and skills portal to track progress on a regular basis
- Developing target-based awareness generation, advocacy, and social marketing strategies for skills in the country
- Scope for participating in international competitions and forging cross-border partnerships (such as multilateral, bilateral cooperation)
- Focus on research, survey and study that will point to the various trends in the labour market, skills in demand in domestic and overseas labour markets, and adoption of new and emerging technologies and stronger integration and use of ICT in the skills training courses
- Identifying financing provisions for operationalizing this action plan

Further, this document also provides indicators that will be used to track the implementation progress of the action plan and will serve as a go-to document for coordinating all skills development activities across the country.

This Action Plan, in alignment with the NSDP 2021, is intended to be results-focused, inclusive, performance-based, and forward-looking aligned with and contributing to the country's long-term goals and visions. It must be noted that the activities listed in this plan are a comprehensive inventory of steps for implementation of the reforms charted in the National Skills Development Policy 2021, however, these may evolve in the coming years depending on the success, opportunities and challenges experienced by the country.

Overview of the structure of this document

The 1st chapter of this Action Plan provides a brief overview of the overall policy framework within which this Plan has been developed.

The 2nd chapter of this report explores the current skilling ecosystem of Bangladesh. It gives an in-depth insight on the key stakeholders of skills training, and the contribution of government and non-government agencies to skills development over the following 5 years. Moreover, the sector analysis gives a picture on how trainings are imparted over 17+ sectors.

The 3rd Chapter presents an overview of the National Action Plan activities and description of the sections as identified in the NSDP 2021 against which the activities are mapped.

The 4th Chapter contains Time Bound Action Plan for Skills Development, showing year-wise activities, the key stakeholders responsible for overseeing as well as the agencies which are identified to implement each activity.

Lastly, in the 5th and the final chapter, the training numbers of all the implementing agencies are depicted both in a more concise agency-wise tabular format and a version segregated by occupation and type of trainings (i.e. fresh skilling, up-skilling, re-skilling, apprenticeship, RPL and entrepreneurship).

CHAPTER 1: BRIEF DESCRIPTION OF NSDA AND NATIONAL SKILLS DEVELOPMENT POLICY (NSDP)

Bangladesh currently stands at important crossroads of economic, human and social development. Among other issues, strong focus on human resource development including skills training is an important part of this impressive economic and social transformation. It is well-recognized that knowledge and skills are important driving forces of economic growth and social development in any country. Therefore, a comprehensive and well-thought-out national skills development policy will guide skills development strategies and facilitate coordination of all skills training organizations in the country. Also, the policy document will align with other relevant national economic, employment and social policies so that Bangladesh can achieve its goal of achieving a developed country status by 2041¹.

On one hand, the rapidly growing economy, particularly the modern manufacturing and services sectors, is experiencing acute shortages of skilled workers. On the other hand, there is high unemployment rate and joblessness among young people, particularly educated youth. This phenomenon of joblessness constitutes a major cause of concern for the planners and policymakers of the country. An overwhelming proportion of the labour force (about 85%) is engaged in informal employments (BBS, LFS 2016-17). Further, more than 55% of the Bangladeshi expatriates are estimated semi-skilled or low-skilled resulting in low-wage earnings (BMET, 2017). Therefore, preparing the potential workforce for the labour market (both domestic and overseas) through appropriate skills training is of utmost importance for the nation. The national skills development policy and the derived action plan has a clear-cut and well-informed vision to transform the national skills landscape.

Pursuant to NSDA Act 2018, NSDA Rules 2020 and the NSDP 2021 this Action Plan has been developed to chart a time-bound and clear pathway for sustainable skills development ecosystem in Bangladesh. NSDA will be responsible for implementations of the provisions of this Policy as mandated by the Government of Bangladesh. This Action Plan is subject to review as and when required.

Definition of Skills

The NSDA Act 2018 defines skills as follows:

'Skills includes the knowledge and technique acquired for doing any specific work or the capability and ability to produce goods and services as per required standard of industrial and professional demand of national and international markets.'

Key Principles of National Skills Development Policy 2021

The NSDP 2011 strengthened the formal skills ecosystem with the NTVQF and several other factors such as development of institutions such as ISCs, widening CBT&A based training, enabling the development of a national quality mechanism. The new NSDP 2021 recognizes the Bangladesh National Skills Qualifications Framework (NSQF) a 6-level framework that covers all existing and proposed qualifications from skills and TVET in Bangladesh. The new NSDP 2021 focuses on the skills

¹ National Skills Development Policy 2021

qualifications from Level 1 to Level 6 in the framework and stresses on aspects such as upskilling, reskilling, apprenticeship, entrepreneurship as well as strengthening capacity of institutions to improve delivery of skilling, amongst others.

The new NSDP 2021 policy is based on the following key principles:

- **Shared responsibilities among various actors in skills training design and delivery:** Various actors will be involved in skills training design and delivery of institutional training, re-skilling, up-skilling and apprenticeship.
- **Matching of skills demand and supply:** The skills development system needs to be responsive to labour market requirements through efficient coordination between demands for and supply of skills.
- **Skills development is an integral part of relevant policies:** Coordination is crucial to effectively link skills development policy with the other relevant policies including overseas employment policy.
- **Equal opportunities:** This policy will cover training opportunities across all segments of society. This includes actions for identifying barriers to access and introducing corrective measures to those barriers faced by the marginalized groups such as women, people living in remote rural communities, disadvantaged youths and persons with disabilities.

Based on the new skills policy, this Action Plan is intended to be results-focused, inclusive, performance-based, and forward-looking aligned with and contributing to the country's long-term goals and visions namely: SDGs, Second Perspective Plan (2021-41) and Delta Plan 2100. This Action Plan is based on the NSDA Act 2018, NSDA Rules 2020 and the National Skills Development Policy (draft 2021). The Action Plan is aligned with key policy documents of the country to ensure that action items in this Action Plan in line with the priorities and existing activities of the government. These policy frameworks are:

- **NSDA Act:** The NSDA Act was passed in the parliament on 1st October 2018. It led to the establishment of the National Skills Development Authority to lead a concerted effort towards skills development in the country. Key priorities of NSDA as enshrined in the Act are to prepare a skills action strategy and action plan; make skilled human resources for the domestic and international labour market; coordinate, monitor and evaluate the activities related to materialization of key performance indicator for the public and private training institutes and the creation of a uniform training syllabus; undertake labour market assessments and RPL; form Industry skills councils; strengthening industrial linkage; amongst others.
- **Election Manifesto:** The Bangladesh Awami League's Election Manifesto of 2018, Awami League is pledge-bound to reach the goal to turn the country's youth group into a well-organized, orderly and productive force. In the youth development, the report prioritizes standard education, skills development and employment amongst other for overall economic development.

The manifesto mentioned the establishment of skills development and employment creation projects. Some of these are

- Under 'Karmatho Prokalpo' (Hardworking Project), 'lowly educated/low skilled/unskilled' youths will be developed as industrious and made a workforce suitable for agriculture, industry and business.
- Under 'Shudaksha Prokalpo' (Efficient Project), different action plans will be taken to do away with the imbalance between labour demand and supply.

- The manifesto lays emphasis on the need for training centers in every upazila as well as on due focus on youth development in alignment to the SDGs.

The Manifesto further lays emphasis on reducing the unemployment rate to 12% by 2023 as well as introduce initiatives to create employment for more 1.50 crore people by 2023. Moreover, during that timeframe it aims to include 1,10,90,000 new people into workforce.

- **Annual Plan of Action of relevant Ministries and Agencies:** This Action Plan is also aligned with skills development related activities mentioned in the latest APAs of various government agencies. This will enable well-coordinated implementation of the action plan.
- **SDG 2030:** In addition to the national policy documents that are guiding skills development in the country, there is a profound need to ensure that interventions are aligned with the global Sustainable Development Goals 2030.

Key goals and sub-goals that align with skills development are:

Goals	Sub-goals
Goal 4: Ensure inclusive and equitable quality education and promote lifelong learning opportunities for all	<ul style="list-style-type: none"> • Target 4.3 Equal access to affordable and quality technical, vocational, and tertiary education. • Target 4.4 By 2030, substantially increase the number of youth and adults who have relevant skills, including technical and vocational skills, for employment, decent jobs and entrepreneurship. • Target 4.5 By 2030, eliminate gender disparities in education and ensure equal access to all levels of education and vocational training for the vulnerable, including persons with disabilities, indigenous peoples and children. • Target 4.7 By 2030, ensure that all learners acquire the knowledge and skills needed to promote sustainable development, including, among others, through education for sustainable development and sustainable lifestyles, human rights, gender equality, promotion of a culture of peace and non-violence, global citizenship and appreciation of cultural diversity and of culture's contribution to sustainable development. • Target 4.10 By 2030, substantially increase the supply of qualified teachers, including through international cooperation for teacher training in developing countries, especially least developed countries and small island developing States
Goal 5: Achieve gender equality and empower all women and girl	<ul style="list-style-type: none"> • Target 5.a Undertake reforms to give women equal rights to economic resources, as well as access to ownership and control over land and other forms of property, financial services, inheritance and natural resources, in accordance with national laws • Target 5.b Enhance the use of enabling technology, in particular information and communications technology, to promote the empowerment of women
Goal 8: Economic growth and full, productive & decent employment	<ul style="list-style-type: none"> • Target 8.5 By 2030, achieve full and productive employment and decent work for all women and men, including for young people and persons with disabilities and equal pay for work of equal value. • Target 8.6 By 2020, substantially reduce the proportion of youth not in employment, education or training (NEET). • Target 8.9 By 2030, devise and implement policies to promote sustainable tourism that creates jobs and promotes local culture and products

Goals	Sub-goals
	<ul style="list-style-type: none"> • Target 8b By 2020, develop and operationalize a global strategy for youth employment and implement the Global Jobs Pact of the International Labour Organization

The first chapter of this Action Plan provides a brief overview of the overall policy framework within which this Action Plan has been developed.

The second chapter of this report explores the current skilling ecosystem of Bangladesh. It gives an in-depth insight on the key stakeholders of skills training and the contribution of government and non-government agencies to skills development over the following 5 years. Moreover, the sector analysis gives a picture on how trainings are imparted over 17+ sectors.

Chapter three presents an overview of the NAP activities and description of the sections as identified in the NSDP 2021, against which the activities are mapped. Chapter four is related to the time bound action plan for skills development, showing year-wise activities, the key stakeholders responsible for overseeing as well as the agencies which are identified to implement each activity.

Lastly, in the final chapter, the training numbers of all the implementing agencies are depicted both in a more concise agency-wise tabular format and a version segregated by occupation and type of trainings (i.e. fresh skilling, up-skilling, re-skilling, apprenticeship, RPL and entrepreneurship).

CHAPTER 2: SKILLS DEVELOPMENT SCENARIOS OF BANGLADESH

The skills ecosystem has expanded rapidly in Bangladesh over the last 15 years. The Government expressed its commitment to improving the TVET system through the implementation of the National Education Policy-2010 and the NSDP 2021. These policies envisaged the expansion, diversification, extension and development of technical and vocational education programmes for elevation of socio-economic condition of the people of the country. It emphasized greater importance in imparting TVET and brings more secondary school enrolment into the fold of technical and vocational education & training. Accordingly, enhancement of enrolment in diversified TVET system has been envisaged and suggested in terms of Projects. Under the National Skills Development Policy, National Technical and Vocational Qualifications Framework (NTVQF) has been designed to improve the quality and consistency of nationally recognized qualifications.

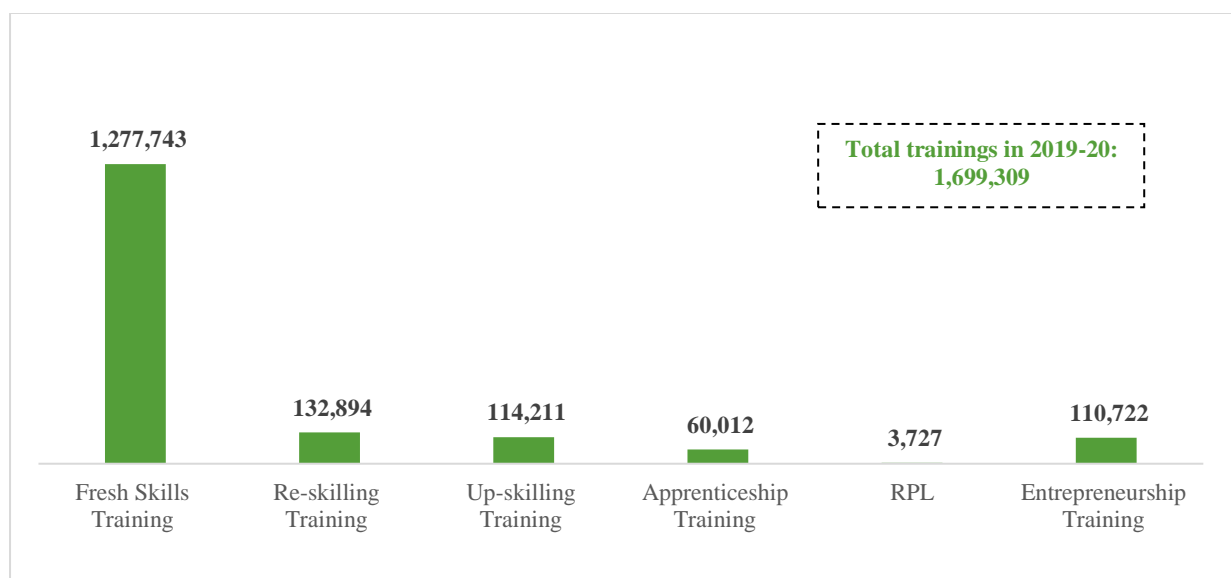
Key stakeholders in the ecosystem are:

Skills Ecosystem in Bangladesh-Key Stakeholders			
Key Bodies	Enabler	Implementing Bodies	Beneficiaries
Key Institutions Regulating and facilitating training in the country	Key enabling Policies and Plans that aid Implementation	Types of Initiations that Provide training in the country	Key categories of beneficiaries for skills training in the country
<ul style="list-style-type: none"> ✓ National Skills Development Authority ✓ Bangladesh Technical Education Board ✓ Directorate for Technical Education ✓ Bureau of Manpower Employment and Training ✓ Department of ICT ✓ Bangladesh Industrial and Technical Assistance center ✓ Department of women Affairs ✓ Industry Skills council ✓ Department of Youth Development 	<ul style="list-style-type: none"> ✓ NSDA Act 2018 ✓ NSDA Rules 2020 ✓ Election Manifesto 2018 ✓ National Skills Development Policy 2021 ✓ Sustainable Development Goals 2030 ✓ Second Perspective Plan (2021-2041) ✓ Vision 2041 ✓ Delta Plan 2100 ✓ Education Policy 2010 ✓ APAs of Ministries/agencies ✓ 8th Five Year Plan 	<ul style="list-style-type: none"> ✓ Skills Training Providers ✓ NGOs ✓ Private for-Profit (commercial) Providers ✓ private Providers ✓ Industry training institutes ✓ Polytechnics and Monotechnic ✓ Technical School and Colleges ✓ Technical Training Centers ✓ Assessment Centers ✓ Development Partner Funded Programs (SEIP) 	<ul style="list-style-type: none"> ✓ Youth (NEET unemployed, drop-outs, graduate and above, etc.) ✓ Women ✓ Workforce ✓ Expatriate Bangladeshi ✓ Under-represented communities ✓ Adults ✓ Employers ✓ Persons with Disabilities (PWD)

In terms of training providers, the country's skills system can be classified as follows: Public (delivered by Government agencies of different ministries); Private (commercial training institutions); non-government and non-profit institutions; Industry-based (institutions managed by industry and training delivered in the workplace, including apprenticeships). These training providers offer a wide variety of formal, informal, and non-formal training courses to different target groups using different approaches and mode of delivery, assessment process and certification. Such types of training are largely disjointed and diverse in nature. So, for the purpose of efficiency and effectiveness, it is important to rationalize these disparate skills interventions by putting these under a common and well-coordinated regulatory framework.

In FY 2019-20 year 16,99,309 short-term skills trainings were undertaken across agencies in Bangladesh. The figure below exhibits highlights of the segregated trainings across fresh skilling, up-skilling, re-skilling, apprenticeship, entrepreneurship and RPL.

Figure 1: Short-term skills trainings undertaken in 2019-20 across the country



Source: Data collected from 58 agencies

On an average the representation of women across training programmes has been around 40%, whereas for persons with disabilities has been about 7%. Further, 16 agencies contribute to 90% of the trainings in 2019-20. These are:

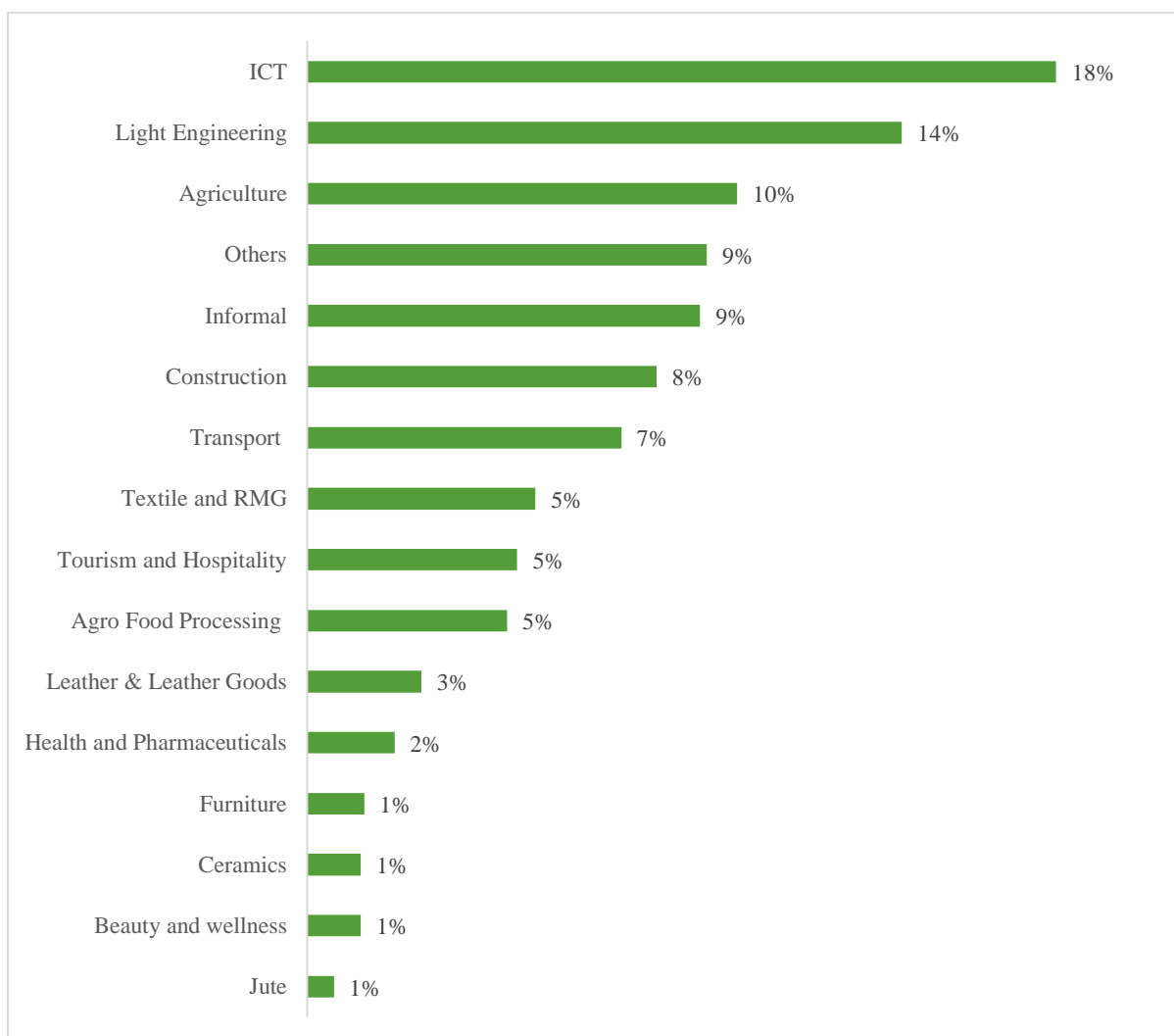
Figure 2: Top 16 agencies that contributed to 90% of training in 2019-20

Agency	% of 2019-2020 trainings
Skills for Employment and Investment Programme (SEIP)	25%
Department of Agricultural Extension	12%
Department of Agricultural Marketing	11%
Department of Livestock	8%
Department of Women Affairs	6%
BRAC Skills Development Programme	5%
Department of Youth Development	4%
Learning and Earning Development Project, ICT Division	3%
Department of Social Service	3%
Department of Shipping	3%
Jatiyo Mohila Sangstha	2%
Bangladesh Rural Development Board	2%
Bureau of Manpower Employment and Training (BMET)	2%
Department of Fisheries	2%
UCEP	1%
Skill Development for Mobile Game and Application Project	1%

Source: Data collected from 58 agencies

Majority of the training were undertaken in the following sectors- agriculture, ICT, informal, textile and RMG, agro-food processing, light engineering, construction, tourism and hospitality, leather and leather goods and transport. These are shown in detail in the graph on the next page:

Figure 3: Training undertaken in 2019-20 sector-wise



Source: Data collected from 58 agencies

While challenges do exist in ecosystem, the 2021 National Skills Policy and this Action Plan will support NSDA and all key stakeholders in facilitating to bring about the improvements in the ecosystem propelling economic and skilled human resource growth in the country.

Consolidated training target over the next 5 years²

Through the collaborative and bottom-up approach adopted; the following training numbers were charted for the next five years in Bangladesh. Details of ministry-wise sector wise break up are in the Annexure.

Training Type	2022-23	2023-24	2024-25	2025-26	2026-27	Total Targets 2022-23 to 2026-27
Fresh Skills Training	992,723	910,757	1,094,177	1,050,148	891,065	4,938,870
Re-Skilling Training	170,539	186,784	199,235	211,682	180,685	948,925
Upskilling Training	108,762	116,765	128,439	139,893	150,626	644,485
Apprenticeship Training	146,205	203,382	222,453	246,496	265,249	1,083,785
RPL	29,700	58,006	73,969	83,850	97,858	343,383
Entrepreneurship Training	121230	150315	165574	168150	48287	653,556
Total	1,569,159	1,626,009	1,883,847	1,900,219	1,633,770	8,613,004

Source: Data collected from 58 agencies (list in the annexure)

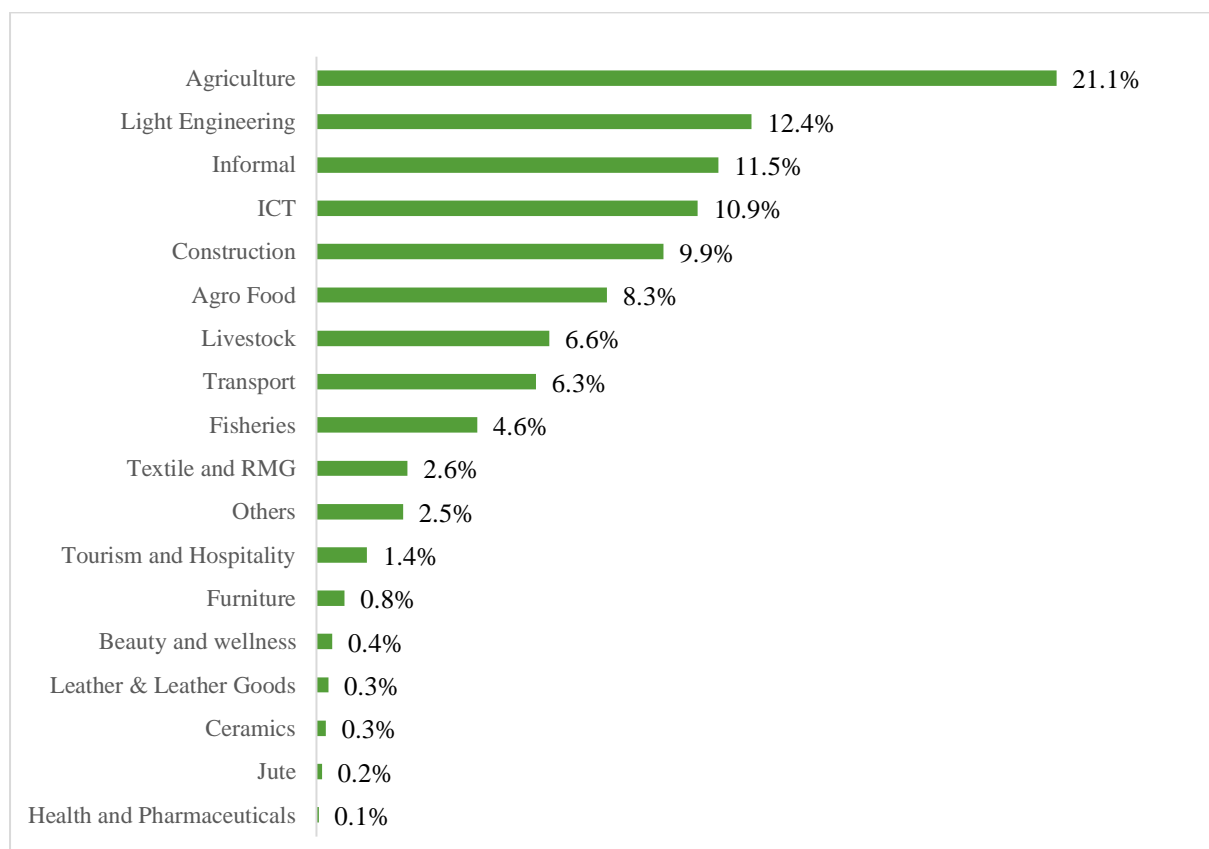
Note: Training targets and occupations across which training will be undertaken have been sourced directly from 58 agencies (List and comprehensive break up is provided in the Annexure). The overall target has been arrived at as a basic summation of individual agency targets.

In line with the policy, ministries and NSDA have planned to train and certify over 13000+ trainers specifically on competency-based trainings over the next 5 years. Further, CBT aligned trainings for 14000+ assessors have been planned over the next 5 years.

² Data collected from 58 agencies (list attached in the annexure)

Going forward, the total trainings from 2022-23 to 2026-27 is estimated to be 8,613,004 across 17+ sectors. These are:

Figure 4: Future trainings (2022-27) by sector



Source: Data collected from 58 agencies

Note: These numbers may not add up to 100% as they have been rounded off.

The COVID-19 global pandemic is the defining global health catastrophe and has led to a setback of progress in the achievement of Goal 4 of the SDGs, to “Ensure inclusive and equitable quality education and promote lifelong learning opportunities for all”. With strict lockdown measures and social distancing, training institutions had to remain closed throughout 2020 resulting in low to no training numbers. The pandemic has had severe impacts on the baseline targets shown in this national document. Moreover, future trainee targets were also difficult to forecast as mentioned by various stakeholders when inquired on the low targets given the uncertainty.

The pandemic has led a few stakeholders to adopt distance learning methods. These digital courses have given members of various marginalized communities access to training that was not possible previously due to reasons such as difficulty to travel, unavailability of training facilities in their areas and more. Lack of digital knowledge, platform and devices have, however, led to difficulty in numerous trainees to join these courses, particularly in informal economies. The absence of active distance-learning platforms and educational resources, disruptions to assessment and certification and an over-all deterioration in the quality of training instigated discouragement amid trainees and trainers and coupled with increasing economic hardship augmented the chances of people dropping out of education. However, with government intervention and numerous programmes launched to enhance digital access and as agencies impart distance learning, accessibility is surely expected to improve vastly. This is likely lead to higher trainee numbers and escalate the time predicted to achieve our targets.

CHAPTER 3: OVERVIEW OF THE NATIONAL ACTION PLAN (NAP) FOR SKILLS DEVELOPMENT

3.1 APPROACH TOWARDS DEVELOPMENT OF NAP FOR SKILLS DEVELOPMENT

The Action Plan has been developed through a top-down and bottom-up approach that strikes a balance between national level policies and programmes that have set the tone and provide guidance for skills development in the country as well as keeping cognizance of the ground reality and key issues and challenges that exist in the skilling ecosystem of Bangladesh. Therefore, the bottom-up approach comprised of engaging with all Ministries/Divisions/Agencies and other stakeholders undertaking skills development through two national level workshops and several smaller cluster level workshops enabling the organizations to develop agency-level time-bound action plans for skills development. In line with the participatory and realistic approach, agencies were rigorously engaged in the target development phase. It must be noted that all targets shown in Chapters 4 and 5 have been sourced directly from 58 agencies (list in the annexure). Further, the overall training target has been arrived at as a basic summation of individual agency targets.

Thus, this Action Plan is intended to be results-focused, inclusive, performance-based, and forward-looking aligned with and contributing to the country's long-term goals and visions namely: SDGs, 8th Five Year Plan, Second Perspective Plan (2021-41) and Delta Plan 2100.

3.2 OVERVIEW OF THE KEY COMPONENTS OF NAP

In alignment with the NSDP 2021, the time-bound Action Plan has been divided into 8 sections with activities mapped against each. Broadly, these are:



Demand-driven, Flexible and Responsive Training Provision: This section focuses on skilling for current and future labour market needs with strategies aimed at meeting the demand for skilled workers in the domestic economy and overseas labour market. It further charts activities related to training in emerging technologies such as Industry 4.0, etc.



Ensure Quality of Skills Training: Activities in this section are aimed at developing an overarching nationally recognized National Skills Qualification Framework and quality assurance mechanisms or skills training as well as key actions for expanding Competency Based training and Assessments throughout the country. Some of the other focus areas are towards development of competency standards, development competency-based curriculum and learning materials, development of trainers and assessors.



Improving Access and Outreach of Skills Training: Activities in this section are aimed at improving access and outreach to underserved areas as well as access to competency-based training to marginalized groups (including women, persons with disabilities and people in less developed and inaccessible areas) and informal sector workers. Further, activities aimed at enhancing access to variety of training avenues such as mutual recognition of standards with global partners, entrepreneurship, apprenticeship, RPL, lifelong learning, up-skilling, and re-skilling have also been incorporated to ensure holistic development of the skills ecosystem in the country.



Industry Engagement in Skills Training: Industry engagement is critical to the overall skills training and hence there is a key focus on strengthening of ISCs. Further the focus is on various areas including job placements, apprenticeships, establishment of Centre of Excellence in partnership with the industries.



Improving Governance of an Effective, Flexible and Results-focused Skills System: Skills development is a shared responsibility among several actors playing their respective roles towards a well-functioning national skills system. The actors include NSDA, various government ministries and departments delivering skills training, public sector training providers, private sector training providers and not-for-profit or NGO training providers, ISCs, employers and employees associations. Activities in this section are focused on enhancing capacity of these institutions to implement skills development. Further it focusses on developing an effective monitoring mechanism and skills portal to track progress on a regular basis.



Promoting Skills Training: This section includes activities focused on developing specific advocacy and social marketing strategies for skills in the country. Further, it lays emphasis on participating in international competitions and forging cross-border partnerships.



Research, Survey and Study on Skills Development: Skills requirements of a rapidly growing economy are complex, dynamic and multifaceted in nature. It is therefore important to focus on research, survey and study that will point to the various trends in the labour market, skills in demand in domestic and overseas labour markets, and adoption of new and emerging technologies and stronger integration and use of ICT in the skills training courses. Activities in this section are aligned with this requirement.



NSDA's Financing Provision for Skills Development: In order to make skills development effective in Bangladesh, this section's activities are aimed at identifying avenues for funding skills development in the country.

3.3 MONITORING AND EVALUATION

An effective monitoring and evaluation system is the key to evidence-based planning and decision making in a project environment. Further, by providing regular evidence on 'what has worked and what has not worked', it promotes transparency, accountability and learning within the project context. Therefore, in order to ensure that the Action Plan is implemented effectively, monitoring by NSDA will be crucial. A comprehensive digital sector performance monitoring framework may be developed to capture progress across all activities and indicators identified in this Action Plan as a part of the planned National Skills Portal. Further, the Skills Portal may be integrated to track achievement of training targets in real time, assessing any challenges and develop mitigation strategies (as required). Frequency for monitoring and the tools to be used may be developed for each indicator to ensure clarity.

3.4 KEY HIGHLIGHTS OF NAP

Demand-driven, Flexible and Responsive Training Provision	<ul style="list-style-type: none"> • About 3000+ occupations to be identified and 1200+ competency standards and Course Accreditation Documents to be developed
Ensure Quality of Skill Training	<ul style="list-style-type: none"> • Competency Skills Logbook (CSLB) and a Skills Quality Assurance Manual to be developed • 13000+ trainers will be trained in CBT&A • 340+ assessment centers will be accredited • CBT aligned trainings for 14000+ assessors have been planned
Improving Access and Outreach of Skills Training	<ul style="list-style-type: none"> • Guidelines to be developed for inclusion of women, marginalized communities, underserved areas, persons with disabilities • Guidelines for apprenticeship, RPL and entrepreneurship, upskilling to be developed • 22,29,616 people from underserved areas and marginalized communities are to receive training
Industry Engagement in Skills Training	<ul style="list-style-type: none"> • 13 ISCs to be strengthened • 2 new ISCs will be established • 7 Centers of Excellence to be established • 1100+ MoUs to be signed with industry partners for workforce development • Sector-wise development plans to be developed annually
Improving Governance of an Effective, Flexible and Results-focused Skills System	<ul style="list-style-type: none"> • 16 capacity building workshops to be conducted with key stakeholders • 8 Divisional Level Consultative Committees for Skills Development to be strengthened • A holistic M&E framework to be developed • National Skills Portal will be developed to capture and track progress of trainings, stakeholders on a real-time basis
Promoting Skills Training	<ul style="list-style-type: none"> • Multiple awareness generation and dissemination workshops to be conducted every year • Participate in World Skills International and World Skills Asia
Research, Survey and Study on Skills Development	<ul style="list-style-type: none"> • 99+ studies to be conducted to forecast skills demand Studies to review the effectiveness of the NSQF and NSDP 2021 to be conducted in 2027
NSDA's Financing Provision for Skills Development	<ul style="list-style-type: none"> • Proactive processing of applications and funding support through National Human Resource Development Fund (NHRDF), NSDA and Ministries • Monitoring mechanism to be developed

The detailed action plan is on the next page.

CHAPTER 4: THE TIME BOUND ACTION PLAN for SKILLS DEVELOPMENT³

The National Action Plan for Skills Development:

SI No	Activities	Performance Indicator	Base Year (Indicator) FY 2019-20	Year-wise Targets					Total	Responsibility			SDG Goal
				2022-23	2023-24	2024-25	2025-26	2026-27		Key Agencies	Implementing Agencies	Election Manifesto-2018	
1	Demand-driven, Flexible and Responsive Training Provision												
1.1	Skills Training for the Current and Future Labour Market Needs												
1.1.1	Select occupations	No of occupations selected	584	320	351	302	331	344	1648	NSDA	Annex 1.1	3.11	Goal 4
1.2	Skills Develop for emerging technologies including 4IR												
1.2.1	Forecast skills demand (including emerging technologies and future skills)	No of studies conducted	19	10	23	20	22	24	99	NSDA	Annex 1.2	3.11, 3.21	Goal 4
1.2.2		No of occupations identified	48	14	18	21	23	29	105				
2	Ensure Quality of Skills Training												
2.1	Moving towards a nationally recognized framework of qualification for skill Development												
2.1.1	Develop National Skills Qualification Framework (NSQF)	National Skills Qualification Framework developed	No baseline	100%	-	-	-	-	100%	NSDA	Annex 2.1	3.11	Goal 4
2.1.2		National Skills Qualification Framework approved	No baseline	-	100%	-	-	-	100%	NSDA			
2.1.3	Implement National Skills Qualification Framework (NSQF)	Percentage of training courses compliant to NSQF	No baseline	-	-	5%	10%	15%	15%	NSDA		3.11	Goal 4
2.1.4	Develop Skills Quality Assurance Manual	Skills Quality Assurance Manual developed and approved	No baseline	-	100%	-	-	-	100%	NSDA		3.11	Goal 4
2.1.5	Disseminate Skills Quality Assurance Manual	Stakeholder workshop undertaken to disseminate	No baseline	-	3	5	10	15	33	NSDA			
2.2	Expanding Competency Based training and Assessment (CBT&A)												
2.2.1	Develop Competency Standards and CAD	Number of competency standards and CAD approved	263	133	174	184	193	208	892	NSDA	Annex 2.2	3.11	Goal 4

³ Agency wise target breakups is provided in the annexure.

SI No	Activities	Performance Indicator	Base Year (Indicator) FY 2019-20	Year-wise Targets					Total	Responsibility		Election Manifesto-2018	SDG Goal
				2022-23	2023-24	2024-25	2025-26	2026-27		Key Agencies	Implementing Agencies		
2.2.2	Review of Competency Standards and CAD	Number of competency standards and CAD reviewed	213	98	122	133	156	183	607	NSDA		3.11	Goal 4
2.2.3	Develop Competency Based Curriculum (CBC)	Number of Competency Based Curriculum Documents approved	No baseline	31	50	60	70	80	291	NSDA		3.11	Goal 4
2.2.4	Develop Competency Based Learning Materials (CBLM)	Number of Competency Based Learning Materials developed	No baseline	14	20	40	50	70	194	NSDA		3.11	Goal 4
2.2.5	Develop Assessment Tools	Number of assessment tools approved	No baseline	50	40	50	60	70	270	NSDA		3.11	Goal 4
2.2.6	Develop competency Skills Logbook (CSLB)	Number of CSLB	No baseline	17	10	20	25	35	107	NSDA		3.11	Goal 4
2.2.7	Register Skills Training Providers (STPs)	Number of STPs registered	441	129	133	135	136	139	672	NSDA		3.11	Goal 4
2.2.8	Course Accreditation	No of courses accredited	136	149	189	223	253	299	1113	NSDA		3.11	Goal 4
2.2.9	Provide Competency Based Training	Number of trainees completed training (in CBT)	21922	64928	94645	128555	154675	173120	615923	NSDA		3.11	Goal 4
2.2.10	Assess and Certify Trainees	Number of trainees assessed and certified (in CBT)	No baseline	1630	2500	3000	4000	5000	16130	NSDA		3.11	Goal 4
2.2.11	Accredit Assessment Center	Number of assessment centers accredited	No baseline	30	50	60	80	100	320	NSDA		3.11	Goal 4
2.2.12	Training of Trainers (ToT)	Number of trainers trained (in CBT)	2323	1147	2270	2813	3390	4142	13762	NSDA		3.11	Goal 4
2.2.13	Assess and certify trainers	Number of trainers certified (in CBT)	11	60	80	100	100	100	440	NSDA		3.11	Goal 4
2.2.14	Train Assessors	Number of assessors trained (in CBT&A)	315	533	2728	3183	3723	3863	14030	NSDA		3.11	Goal 4
2.2.15	Assess and Certify Assessors	Number of assessors certified (CBT&A)	11	150	200	250	200	200	1000	NSDA		3.11	Goal 4
2.2.16	Establish a pool of Master Trainers	Number of Master Trainers listed in the pool	No baseline	0	20	20	20	20	80	NSDA		3.11	Goal 4
2.2.17	Establish a pool of Assessors	Number of Assessors listed in the pool	No baseline	150	200	200	200	200	950	NSDA		3.11	Goal 4

SI No	Activities	Performance Indicator	Base Year (Indicator) FY 2019-20	Year-wise Targets					Total	Responsibility		Election Manifesto-2018	SDG Goal
				2022-23	2023-24	2024-25	2025-26	2026-27		Key Agencies	Implementing Agencies		
2.2.18	Approval of managing committee of STPs	Number of managing committees of STPs approved	No baseline	100	100	100	100	100	500	NSDA		3.11	Goal 4
3	Improving Access and Outreach of Skills Training												
3.1	Improving Access and Outreach to Underserved Areas												
3.1.1	Bring underserved areas under the coverage of skills training	Coverage of underserved areas under skills training	No baseline			10%	20%	30%	60%	NSDA	Annex 3.1	3.11, 3.12, 3.13	Goal 4, Goal 5, Goal 8
3.1.2	Select need based priority occupations for underserved areas	Number of priority occupations identified for training of people in underserved areas	No baseline	0	0	2	1	1	4	NSDA		3.11, 3.12, 3.13	Goal 4, Goal 5, Goal 8
3.1.3	Develop need-based standards, CAD and curriculum	Number of standards approved for underserved population	No baseline	9	24	45	29	33	141	NSDA		3.11, 3.12, 3.13	Goal 4, Goal 5, Goal 8
3.1.4	Establish STPs in underserved areas	Number of STPs established in underserved areas	170	6	8	8	6	6	34	NSDA		3.11, 3.12, 3.13	Goal 4, Goal 5, Goal 8
3.1.5	Provide training in underserved areas	Number of training courses introduced in underserved areas	388	109	111	175	238	300	933	NSDA		3.11, 3.12, 3.13	Goal 4, Goal 5, Goal 8
3.1.6		Number of trainees completed training in underserved areas	98114	113400	149061	159294	172556	186968	781279	NSDA		3.11, 3.12, 3.13	
3.1.7	Ensure safe and congenial training environment	Percentage of STPs compliant with required training environment	No baseline	100%	100%	100%	100%	100%	100%	NSDA		3.11, 3.12, 3.13	Goal 4, Goal 5, Goal 8
3.1.8	Assess and certify	Percentage of trainees assessed and certified	No baseline	20%	30%	50%	70%	70%	70%	NSDA		3.11, 3.12, 3.13	Goal 4, Goal 5, Goal 8
3.1.9	Review the effectiveness of skills training provided	Report on effectiveness of training prepared	No baseline	-	-	50%	-	100%	100%	NSDA		3.11, 3.12, 3.13	Goal 4, Goal 5, Goal 8

SI No	Activities	Performance Indicator	Base Year (Indicator) FY 2019-20	Year-wise Targets					Total	Responsibility		Election Manifesto-2018	SDG Goal	
				2022-23	2023-24	2024-25	2025-26	2026-27		Key Agencies	Implementing Agencies			
3.2	Improving access of the marginalized groups (including women, persons with disabilities, people in less developed and inaccessible areas and informal workers)													
3.2.1	Improving access of the marginalized groups (including women, persons with disabilities and people in less developed and inaccessible areas)													
3.2.1.1	Identify the marginalized groups (including women, persons with disabilities and people in less developed and inaccessible areas)	Number of groups identified	22	25	34	28	30	32	149	NSDA	Annex 3.2	3.11, 3.12, 3.13	Goal 4, Goal 5, Goal 8	
3.2.1.2	Select need based occupations	Number of new occupations identified for training of people from marginalized group	160	101	183	116	125	134	659	NSDA		3.11, 3.12, 3.13	Goal 4, Goal 5, Goal 8	
3.2.1.3	Develop guidelines to ensure enhanced participation of the marginalized groups	Guidelines developed for marginalized group		-	1	-	-	-	1	NSDA		3.11, 3.12, 3.13	Goal 4, Goal 5, Goal 8	
3.2.1.4	Develop need based standards, CAD and curriculum	Number of new standards and CAD approved for marginalized group	No baseline	2	2	2	3	4	13	NSDA		3.11, 3.12, 3.13	Goal 4, Goal 5, Goal 8	
3.2.1.4.1		Number of new curriculum approved for marginalized group	No baseline	2	2	2	3	4	13	NSDA		3.11, 3.12, 3.13	Goal 4, Goal 5, Goal 8	
3.2.1.5	Develop Competency Based Learning Materials (CBLM)	Number of new CBLM developed for marginalized group	No baseline	2	2	9	13	4	30	NSDA		3.11, 3.12, 3.13	Goal 4, Goal 5, Goal 8	
3.2.1.6	Ensure safe and congenial training environment	Number of STPs compliant with required training environment	No baseline	100%	Maintain 100%	Maintain 100%	Maintain 100%	Maintain 100%	Maintain 100%	NSDA			Goal 4, Goal 5, Goal 8	
3.2.1.7	Provide training under flexible modalities to marginalized groups (including women, persons with disabilities and people in less developed and inaccessible areas)	Number of training courses introduced for marginalized group	73	162	206	272	377	532	1549	NSDA		3.11, 3.12, 3.13	Goal 4, Goal 5, Goal 8	
3.2.1.8		No of trainees completed training from marginalised group	261067	246404	289525	295411	304099	312898	1448337	NSDA		3.11, 3.12, 3.13	Goal 4, Goal 5, Goal 8	
3.2.1.8.1	Assess and certify	Percentage of trainees assessed and certified who have completed training	No baseline	80%	80%	80%	80%	80%	80%	NSDA				

SI No	Activities	Performance Indicator	Base Year (Indicator) FY 2019-20	Year-wise Targets					Total	Responsibility		Election Manifesto-2018	SDG Goal
				2022-23	2023-24	2024-25	2025-26	2026-27		Key Agencies	Implementing Agencies		
3.2.1.9	Review of effectiveness of the skills training provided	No. of Nationwide Reports on the effectiveness of training prepared	No baseline	-		1	-	1	2	NSDA		3.11, 3.12, 3.13	Goal 4, Goal 5, Goal 8
3.2.2	Workers in the informal economy												
3.2.2.1	Identify training requirements for workers in informal economy	Number of new occupations identified for training of workers in informal economy	5	5	13	5	5	5	33	NSDA	Annex 3.2	3.11, 3.12, 3.13	Goal 4, Goal 5, Goal 8
3.2.2.2	Develop need based training standards, CAD and curriculum	Number of new standards, CAD approved for informal economy	No baseline	5	5	5	5	5	25	NSDA		3.11, 3.12, 3.13	Goal 4, Goal 5, Goal 8
3.2.2.3		Number of new curriculum approved for informal economy	No baseline	5	5	5	5	5	25	NSDA		3.11, 3.12, 3.13	Goal 4, Goal 5, Goal 8
3.2.2.4	Develop Competency Based Learning Materials (CBLM)	Number of new CBLM developed for informal economy	No baseline	2	2	2	2	2	10	NSDA		3.11, 3.12, 3.13	Goal 4, Goal 5, Goal 8
3.2.2.5	Provide trainings under flexible modalities	Number of training courses introduced for informal economy	197	114	116	119	122	126	597	NSDA		3.11, 3.12, 3.13	Goal 4, Goal 5, Goal 8
3.2.2.5.1		Number of trainees completed training for informal economy	523613	372383	429611	467844	500081	542518	2312437	NSDA		3.11, 3.12, 3.13	Goal 4, Goal 5, Goal 8
3.2.2.6	Expand Informal Apprenticeship	Number of informal sector enterprises offering apprenticeship/percentage of enterprises offering apprenticeship	6	30	5040	5060	80	100	10310	NSDA		3.11, 3.12, 3.13	Goal 4, Goal 5, Goal 8
3.3	Provision of Apprenticeship for employment												
3.3.1	Develop Apprenticeship guidelines	Guidelines for apprenticeship approved	No baseline	-	1	-	-	-	1	NSDA	Annex 3.3	3.11	Goal 4
3.3.2	Provide Apprenticeship Training	Number of trainees completed apprenticeship training	86637	123,854	173,076	185,234	207,716	228,308	918188	NSDA		3.11	Goal 4
3.3.3	Assess & Certify	Percentage of trainees assessed and certified	No baseline	80%	80%	80%	80%	80%	80%	NSDA		3.11	Goal 4

SI No	Activities	Performance Indicator	Base Year (Indicator) FY 2019-20	Year-wise Targets					Total	Responsibility		Election Manifesto-2018	SDG Goal
				2022-23	2023-24	2024-25	2025-26	2026-27		Key Agencies	Implementing Agencies		
3.3.4	Comply with the guidelines on apprenticeship / wage employment	Compliance with the guidelines of apprenticeship	No baseline	-	-	100%	Maintain 100%	Maintain 100%	Maintain 100%	NSDA		3.11	Goal 4
3.4.	Entrepreneurship												
3.4.1	Develop entrepreneurship guidelines	Guidelines for entrepreneurship approved	No baseline	-	1	-	-	-	1	NSDA	Annex 3.4	3.11	Goal 4
3.4.2	Collabourate with relevant agencies for entrepreneurship programme	Number of collabouration events for entrepreneurship training organized	96	98	138	142	180	198	756	NSDA		3.11	Goal 4
3.4.2.1		Number of relevant agencies selected to collabourate for entrepreneurship training	19	12	18	15	22	23	90	NSDA		3.11	Goal 4
3.4.3	Select relevant occupation for entrepreneurship training	Number of new occupation identified for training of people in entrepreneurship	46	73	85	102	114	115	489	NSDA		3.11	Goal 4
3.4.4	Develop need based standards, CAD and curriculum	Number of new standards and CAD approved for entrepreneurship training	No baseline	10	15	20	25	30	100	NSDA		3.11	Goal 4
3.4.4.1		Number of new curriculum approved for entrepreneurship training	No baseline	10	15	20	25	30	100	NSDA		3.11	Goal 4
3.4.5	Develop Competency Based Learning Materials (CBLM)	Number of new CBLM developed for entrepreneurship training	No baseline	5	8	10	12	15	50	NSDA		3.11	Goal 4
3.4.6	Provide entrepreneurship training	Number of trainees completed entrepreneurship training	6314	4430	5475	6677	7847	9040	33469	NSDA		3.11	Goal 4
3.4.7	Assess and certify following CBT approach	Percentage of trainees assessed and certified	No baseline	10%	15%	20%	25%	30%	30%	NSDA		3.11	Goal 4
3.4.8	Review of effectiveness of the skills training provided	Nationwide Report on the effectiveness of training	No baseline	-		1	-	1	2	NSDA	3.11	Goal 4	
3.5	Reskilling, Upskilling and Life-Long Learning												
3.5.1	Identify skills gap against the backdrop of post COVID19	Number of studies conducted	No baseline	1	-	-	-	-	1	NSDA	Annex 3.5	3.11	Goal 4

SI No	Activities	Performance Indicator	Base Year (Indicator) FY 2019-20	Year-wise Targets					Total	Responsibility		Election Manifesto-2018	SDG Goal
				2022-23	2023-24	2024-25	2025-26	2026-27		Key Agencies	Implementing Agencies		
	and technological transformation												
3.5.2	Develop guidelines for reskilling, upskilling and lifelong learning	Guideline for reskilling, upskilling and lifelong learning approved	No baseline	-	1	-	-	-	1	NSDA		3.11	Goal 4
3.5.3	Select need based occupations for reskilling, upskilling and lifelong learning	Number of occupation identified for reskilling, upskilling and lifelong learning	396	66	3123	3450	3770	4006	14415	NSDA		3.11	Goal 4
3.5.4	Develop need based standards, CAD and curriculum	Number of new standards and CAD approved for reskilling, upskilling and lifelong learning	No baseline	2	3	4	5	6	20	NSDA		3.11	Goal 4
3.5.4.1		Number of new curriculum approved for reskilling, upskilling and lifelong learning	No baseline	2	3	4	5	6	20	NSDA		3.11	Goal 4
3.5.5	Develop Competency Based Learning Materials (CBLM)	Number of new CBLM developed for reskilling, upskilling and lifelong learning	No baseline	2	3	4	5	6	20	NSDA		3.11	Goal 4
3.5.6	Provide reskilling, upskilling and lifelong learning	Number of training courses introduced for reskilling, upskilling and lifelong learning	306	86	90	90	95	97	458	NSDA		3.11	Goal 4
3.5.6.1		Number of trainees completed training through reskilling, upskilling and lifelong learning	58942	105011	117909	137591	147586	172897	680994	NSDA		3.11	Goal 4
3.5.7	Assess and certify of trainees from reskilling, upskilling and lifelong learning	Number of trainees assessed and certified reskilling, upskilling and lifelong learning	No baseline	80%	80%	80%	80%	80%	80%	NSDA		3.11	Goal 4
3.5.8	Review of effectiveness of the upskilling, reskilling and lifelong learning programmes	Report the effectiveness of training	No baseline	0	0	1	0	1	2	NSDA		3.11	Goal 4
3.6	Recognition of Prior Learning (RPL)												

SI No	Activities	Performance Indicator	Base Year (Indicator) FY 2019-20	Year-wise Targets					Total	Responsibility		Election Manifesto-2018	SDG Goal
				2022-23	2023-24	2024-25	2025-26	2026-27		Key Agencies	Implementing Agencies		
3.6.1	Develop guidelines	Guidelines for RPL developed and approved		1	0	0	0	0	1	NSDA	Annex 3.6	3.11	Goal 4
3.6.2	Assess and certify through RPL	Number of trainees assessed and certified through RPL	7632	16132	42249	56140	61705	70340	246566	NSDA		3.11	Goal 4
3.6.3	Review of effectiveness of the RPL programmes	Study Report on the effectiveness of training prepared	No baseline	0	0	1	0	1	2	NSDA		3.11	Goal 4
3.7	Skills Development for Overseas Employment												
3.7.1	Conduct study to forecast international job market	Number of studies conducted to forecast overseas employment opportunities	No baseline	1	2	1	1	2	7	NSDA & BMET	Annex 3.7	3.11	Goal 4
3.7.1.1		Number of occupations identified for Overseas employment training	No baseline	16	35	21	21	35	128	NSDA & BMET		3.11	Goal 4
3.7.2	Develop need based standards, CAD and curriculum for destination countries	Number of new standards and CAD approved for Overseas employment training	No baseline	2	3	4	5	6	20	NSDA & BMET		3.11	Goal 4
3.7.2.1		Number of new curriculum approved for Overseas employment training	No baseline	2	3	4	5	6	20	NSDA & BMET		3.11	Goal 4
3.7.3	Develop Competency Based Learning Materials (CBLM)	Number of new CBLM developed for Overseas employment training	No baseline	2	3	4	5	6	20	NSDA & BMET		3.11	Goal 4
3.7.4	Provide training	Number of training courses introduced for Overseas employment training	69	67	77	82	85	87	398	NSDA & BMET		3.11	Goal 4
3.7.4.1		Number of trainees completed training for Overseas employment training	20867	41900	45000	49100	51200	54300	241500	NSDA & BMET		3.11	Goal 4
3.7.5	Assess & Certify for overseas employment training	Number of trainees assessed and certified for overseas employment training	4132	4520	7730	10040	10260	10760	43310	NSDA & BMET		3.11	Goal 4

SI No	Activities	Performance Indicator	Base Year (Indicator) FY 2019-20	Year-wise Targets					Total	Responsibility		Election Manifesto-2018	SDG Goal
				2022-23	2023-24	2024-25	2025-26	2026-27		Key Agencies	Implementing Agencies		
3.7.6	Establish assessment center in potential destination countries	Number of assessment establishment in overseas destination	No baseline	1	4	5	6	6	22	NSDA & BMET		3.11	Goal 4
3.7.7	Assess & Certify in RPL mode for overseas employed workers	Number of trainees assessed and certified through overseas assessment center	No baseline	1	701	801	901	1001	3405	NSDA & BMET		3.11	Goal 4
3.8	Mutual Recognition Agreement with Global Partners												
3.8.1	Establish mutual recognition arrangements for overseas employment opportunities of the skill graduates	Number of MOUs for mutual recognition signed	No baseline	4	6	8	10	13	41	NSDA	Annex 3.8	3.11	Goal 4
3.8.2	Collabourate for mutual certification	Number of occupations with recognized mutual certification	No baseline	3	8	11	11	13	46	NSDA		3.11	Goal 4
4	Industry Engagement in Skills Training												
4.1	Incorporate and operationalize ISCs across industry sectors												
4.1.1.	Identify the sectors and relevant sub-sectors	Number of sectors identified	No baseline	2	3	4	4	0	13	NSDA	Annex 4.1	3.11	Goal 4
4.1.2	Form new Industry Skills Council (ISC)	Number of new ISCs formed	No baseline	2	2	4	3	2	13			3.11	Goal 4
4.2	Strengthening of Industry Skills Council (ISC)												
4.2.1	Strengthen the capacity of the ISCs	Number of ISCs strengthened	No baseline	3	4	5	3	0	15	NSDA	Annex 4.2	3.11	Goal 4
4.2.2	Explore the partnership potentials for strengthening Industry linkage	Number of partnership identified to strengthen ISC	No baseline	0	2	3	4	5	14	NSDA		3.11	Goal 4
4.2.3	Establish Center of Excellence (COE)	Number of priority sectors identified for COEs	No baseline	0	1	2	2	2	7	NSDA		3.11	Goal 4
4.2.3.1		Number of partners identified for COEs	No baseline	0	1	2	2	2	7	NSDA		3.11	Goal 4
4.2.3.2		Number of DPPs developed and approved	No baseline	0	1	2	2	2	7	NSDA		3.11	Goal 4
4.2.3.3		Number of COEs operationalized	No baseline	0	0	1	2	2	5	NSDA		3.11	Goal 4
4.2.4	Make provisions for job placement of the skilled graduates		No baseline	70%	70%	70%	70%	70%	70%	NSDA		3.11	Goal 4
4.3	Role of Industry Sector in Skills Development												

SI No	Activities	Performance Indicator	Base Year (Indicator) FY 2019-20	Year-wise Targets					Total	Responsibility		Election Manifesto-2018	SDG Goal
				2022-23	2023-24	2024-25	2025-26	2026-27		Key Agencies	Implementing Agencies		
4.3.1	Support industry relevant training and/or professional development programs for instructors, trainers and assessors;	Number of industry based training conducted for trainers/instructors	14	555	226	246	267	287	1581	NSDA	Annex 4.2	3.11	Goal 4
4.3.1.1		Number of instructors trained	311	703	3954	5555	7557	8160	25929	NSDA		3.11	Goal 4
4.3.1.2		Number of assessors trained	2	422	3623	6723	9824	10925	31517	NSDA		3.11	Goal 4
4.3.2	Contribute to the development of competency standards, CAD and curriculum	Number of standards, CAD and curriculum developed in consultation with industry	12	For all standards, CAD and curriculum to be developed					For all			3.11	Goal 4
4.3.3	Facilitate workforce development activities in industry	Number of MoUs signed with industry for workforce development	No baseline	509	159	160	162	162	1152	NSDA		3.11	Goal 4
4.3.4	Prepare sector-wise skills development plan	Annual Skills development plans developed for all sectors	No baseline	All ISCs					All ISCs			3.11	Goal 4
4.3.5	Support expansion of apprenticeships	Number of enterprises offering apprenticeship/percentage of enterprises offering apprenticeship	45	525	175	175	175	175	1225	NSDA		3.11	Goal 4
4.4	Strengthening linkage between STPs and Industries through ISCs and Industry Associations												
4.4.1	Develop and strengthen linkage between industry and STPs	Number of MoUs signed by registered STPs with industry partners	273	91	117	132	158	178	676	NSDA	Annex 4.4	3.11	Goal 4
5	Improving Governance of an Effective, Flexible and Results-focused Skills System												
5.1	Effective and Flexible Institutional Management												
5.1.1	Develop a plan for flexible training delivery	Flexible training plan developed	No baseline	-	1	-	-	-	1	NSDA	Annex 5.1	3.11	Goal 4
5.1.2	Undertake capacity building for STPs (to focus on developing their trainers, infrastructure and lab / workshop improvements,	Number of capacity building workshops undertaken	No baseline	-	2	4	6	4	16	NSDA		3.11	Goal 4

SI No	Activities	Performance Indicator	Base Year (Indicator) FY 2019-20	Year-wise Targets					Total	Responsibility		Election Manifesto-2018	SDG Goal
				2022-23	2023-24	2024-25	2025-26	2026-27		Key Agencies	Implementing Agencies		
	adopting a flexible approach, etc.)												
5.2	Enhancing Implementation Capacities of the Key Agencies												
5.2.1	Create awareness about NSQF and CBT system amongst key agencies	Number of workshops conducted to spread awareness about NSQF/NTVQF and CBT	No baseline	-	2	3	4	5	14	NSDA	Annex 5.2	3.11	Goal 4
5.2.2	Coordinate with government ministries, private providers, and NGOs involved in skills development	Number of coordination meetings organized for better coordination with key stakeholders	No baseline	6	10	10	10	10	46	NSDA		3.11	Goal 4
5.2.3	Capacity Building Training for selected personnel of key agencies	Number of capacity building workshop conducted/organized	No baseline	-	4	6	8	10	28	NSDA		3.11	Goal 4
5.2.4	Support establishment of Divisional Level Consultative Committees for Skills Development	Number of divisional level committees established	No baseline	8	8	8	8	8	40	NSDA		3.11	Goal 4
5.3	Developing an Effective Monitoring and Evaluation System												
5.3.1	Coordinate the National Skills Development System	Number of workshops/meetings/seminars organized	No baseline	6	8	10	10	10	44	NSDA	Annex 5.3	3.11	Goal 4
5.3.2	Develop a monitoring framework	Monitoring frameworks developed for monitoring of stakeholders/skill development programs/skill development activities	No baseline	-	1	-	-	-	1	NSDA		3.11	Goal 4
5.3.3	Monitor projects and programs related to skills Development	Percentage of programs to be monitored	No baseline	0	1	1	1	1	4	NSDA		3.11	Goal 4
5.3.4	Monitor training programs	Percentage of training programs to be monitored	No baseline	0	0	10	15	20	45	NSDA		3.11	Goal 4
5.3.5	Monitor the performance of ISCs	Number of monitoring visits conducted for ISCs	No baseline	6	13	15	15	15	64	NSDA		3.11	Goal 4
5.3.6	Monitor the performance of STPs	Percentage of monitoring visits conducted for STPs	No baseline	0	0	10	15	20	45	NSDA		3.11	Goal 4

SI No	Activities	Performance Indicator	Base Year (Indicator) FY 2019-20	Year-wise Targets					Total	Responsibility		Election Manifesto-2018	SDG Goal
				2022-23	2023-24	2024-25	2025-26	2026-27		Key Agencies	Implementing Agencies		
5.3.7	Develop KPI for STPs	KPIs for STPs defined	No baseline	1	0	0	0	0	1	NSDA		3.11	Goal 4
5.3.8	Monitor the performance of Assessors and Assessment	Percentage of assessment programmes monitored	No baseline	0	0	10	15	20	45	NSDA		3.11	Goal 4
5.3.8.1		Assessments monitored	No baseline	1	1	1	1	1	5	NSDA		3.11	Goal 4
5.3.9	Monitor the implementation progress of National Action Plan	Percentage of targets of National Action Plan achieved	No baseline	1	1	1	1	1	5	NSDA		3.11	Goal 4
5.3.10	Analyze monitoring data, evaluate and take corrective measures	Reports on monitoring data generated	No baseline	Need Based					Need Based	NSDA			
5.4	National Skills Portal												
5.4.1	Develop, Install and Commission - National Skills Portal	Activities/modules of National Skills Portal implemented	No baseline	0%	30%	40%	30%	0%	100%	NSDA	Annex 5.4	3.11	Goal 4,8
5.4.2	Conduct orientation sessions on the effective use of National Skills Portal for NSDA officials, STPs, Industries, ISCs and other stakeholders	Number of trainings imparted for capacity building on skills portal	No baseline	0	5	5	10	0	20	NSDA		3.11	Goal 4,8
5.5	Skills and Labour Market Data for Planning and Monitoring												
5.5.1	Develop data collection guideline	Data collection guideline developed	No baseline	0	1	0	0	0	1	NSDA	Annex 5.5	3.11	Goal 4,8
5.5.2	Conduct orientation session with stakeholders	Number of orientation workshops organized for stakeholders	No baseline	-	1	-	-	-	1	NSDA		3.11	Goal 4,8
5.5.3	Collect data following the guideline and feed into skills portal	Data collection conducted on a regular basis	No baseline	-	100%	100%	100%	100%	100%	NSDA		3.11	Goal 4,8
5.5.4	Analyze and interpret data and use for policy level decisions	Report on data collection prepared	No baseline	-	1	1	1	1	4	NSDA		3.11	Goal 4,8
6	Promoting Skills Training												
6.1	Increased participation and awareness about skills training												

SI No	Activities	Performance Indicator	Base Year (Indicator) FY 2019-20	Year-wise Targets					Total	Responsibility		Election Manifesto-2018	SDG Goal
				2022-23	2023-24	2024-25	2025-26	2026-27		Key Agencies	Implementing Agencies		
6.1.1	Organize nationwide campaign	Number of campaigns conducted	No baseline	2	2	2	2	2	10	NSDA	Annex 6.1	3.11	Goal 4
6.1.2	Organize job fairs	Number of job fairs organized	57	25	45	63	80	92	305	NSDA		3.11	Goal 4
6.1.3	Organize workshops and seminars	Number of workshops and seminars organized	190	99	132	668	186	209	1294	NSDA		3.11	Goal 4
6.1.4	Observe World Youth Skills Day	World Youth Skills Day observed nationally each year	No baseline	1	1	1	1	1	5	NSDA		3.11	Goal 4
6.1.5	Organize National skills competitions	Number of national skills competitions organized	No baseline	0	1	0	1	0	2	NSDA		3.11	Goal 4
6.1.6	Participate in WorldSkills Asia Competition	Participation in World Skills Asia Competition	No baseline	0	0	0	1	0	1	NSDA		3.11	Goal 4
6.1.7	Participate in WorldSkills Competition	Participation in World Skills Competition	No baseline	0	1	0	1	0	2	NSDA		3.11	Goal 4
6.1.8	Setup coordination committee at district and divisional level for skill awareness initiatives	Number of division coordination committee established	No baseline	4	4	0	0	0	8	NSDA		3.11	Goal 4
6.1.8.1		Number of district coordination committee established	No baseline	-	-	10	24	30	64	NSDA		3.11	Goal 4
6.1.9	Conduct exposure visits in-country and overseas	Number of exposure visits organises	38	36	48	53	65	66	268	NSDA		3.11	Goal 4
7	Research, Survey and Study on Skills Develop												
7.1	Survey on skills gap analysis, emerging technologies and anticipating future skills needs (both domestic and overseas)												
7.1.1	Conduct Skill Gap Analysis - Supply Analysis - Demand Analysis - Gap Analysis (quantity & quality)	Number of Skills Gaps conducted	10	7	10	8	10	9	44	NSDA	Annex 7.1	3.11	Goal 4
7.1.2	Conduct tracer study for skilled graduates	Number of tracer studies conducted	14	3	10	15	20	25	73	NSDA		3.11	Goal 4

SI No	Activities	Performance Indicator	Base Year (Indicator) FY 2019-20	Year-wise Targets					Total	Responsibility		Election Manifesto-2018	SDG Goal
				2022-23	2023-24	2024-25	2025-26	2026-27		Key Agencies	Implementing Agencies		
7.1.3	Conduct study for Job classification	Number of job classification sectoral studies conducted	1	3	4	3	4	4	18	NSDA		3.11	Goal 4
7.1.4	Review the effectiveness of NSQF	Number of studies for effectiveness of NSQF conducted	No baseline	-	-	-	-	1	1	NSDA		3.11	Goal 4
7.1.5	Review the effectiveness of training provided by STPs	Number of Studies conducted to identify Employment Rate of Trainees	1	5	8	6	6	9	33	NSDA		3.11	Goal 4
7.1.5.1		Number of sector wise employer satisfaction survey conducted	2	2	4	7	6	7	26	NSDA		3.11	Goal 4
7.1.6	Review the NSDP 2021 against the development policy agenda	Study conducted to review the NSDP 2021	No baseline	-	-	-	-	1	1	NSDA		3.11	Goal 4
8	Financing Provisions for Skills Development Training												
8.1	NHRDF Provision												
8.1.1	Receive and Process Applications	Percentage of application received and processed	No baseline	-	100%	100%	100%	100%	100%	NSDA	Annex 8.1	3.11	Goal 4
8.1.2	Recommendation for Fund disbursement	Percentage of proposal recommended	No baseline	Inline with guideline and budget provision (will be decided on a year on year basis)						NSDA		3.11	Goal 4
8.1.3	Monitor NHRDF utilization	Mechanism to monitor performance of NHRDF developed	No baseline	-	100%	-	-	-	100%	Finance Division		3.11	Goal 4

CHAPTER 5: Training Targets

This section depicts agency wise consolidated trainings from 2022-27 as well as segregated by occupation and type of trainings (i.e., fresh skilling, up-skilling, re-skilling, apprenticeship, RPL and entrepreneurship).

Note: Training targets and occupations across which training will be undertaken have been sourced directly from 61 agencies (list in the annexure). The overall target has been arrived at as a basic summation of individual agency targets.

5.1. Agency-Wise Estimated Training Targets:

SI No	Name of Ministry	Name of agency	Training Target					Total
			2022-23	2023-24	2024-25	2025-26	2026-27	
1	Ministry of Agriculture	Department of Agricultural Extension	2,29,000	2,38,000	2,49,000	2,57,500	2,32,000	12,05,500
2	Ministry of Agriculture	Bangladesh Rice Research Institute	300	450	600	750	900	3,000
3	Ministry of Agriculture	Agriculture Information Service	750	780	780	810	840	3,960
4	Ministry of Agriculture	Bangladesh Agricultural Research Council	145	145	145	145	145	725
5	Ministry of Agriculture	Bangladesh Sugarcrop Research Institute (BSRI)	3,270	3,472	3,674	3,876	4,080	18,372
6	Ministry of Agriculture	Cotton Development Board	7,500	8,000	8,500	9,000	9,500	42,500
7	Ministry of Agriculture	Department of Agricultural Marketing	221,100	221,600	221,600	221,600	1,600	887,500
8	Ministry of Agriculture	Soil Resource Development Institute	7,200	8,300	9,550	10,650	12,350	48,050
9	Ministry of Civil Aviation and Tourism	Bangladesh Tourism Board	1,805	2,955	2,815	3,815	4,520	15,910
10	Ministry of Civil Aviation and Tourism	Biman	8,637	9,499	10,449	11,494	12,642	52,721
11	Ministry of Civil Aviation and Tourism	National Tourism and hospitality Training Institute (NHTTI)	1,810	1,810	1,810	1,810	1,810	9,050
12	Ministry of Civil Aviation and Tourism	Bangladesh Services Limited	283	303	371	411	476	1,844
13		National Association of Small Cottage Industries of Bangladesh (NASCIB)	7,835	8,195	8,015	8,015	8,015	40,075

SI No	Name of Ministry	Name of agency	Training Target					Total
			2022-23	2023-24	2024-25	2025-26	2026-27	
14	Technical and Madrasah Education Division	Bangladesh Technical Education Board (BTEB)	30,600	37,340	44,460	58,840	80,020	251,260
15	Ministry of Expatriates' Welfare and Overseas Employment (MoEWOE)	Bureau of Manpower Employment and Training (BMET)	79,238	83,888	89,863	92,308	93,393	438,690
16		PKSF	4,093	32,365	39,220	38,175	33,500	147,353
17	Ministry of Fisheries and Livestock	Department of Fisheries	59,910	62,917	66,032	70,145	73,498	332,502
18	Ministry of Fisheries and Livestock	Department of Livestock	226,393	89,648	126,600	1,600	0	444,241
19	Health Services Division	Directorate General of Nursing and Midwifery (DGNM)	570	570	570	570	570	2,850
20	Ministry of Industries	Training Institute for Chemical Industries (TICI), BCIC	2,076	2,097	2,200	2,542	2,680	11,595
21	Ministry of Industries	Bangladesh Industrial Technical Assistance Center (BITAC)	1,035	2,275	3,952	4,663	4,830	16,755
22	Ministry of Industries	Bangladesh Small Cottage Industries Council (BSCIC)	12,705	12,895	14,069	14,887	15,567	70,123
23	Rural Development and Co-operatives Division	Palli Daridro Bimochon Foundation (PDBF)	4,050	4,760	5,710	6,900	8,350	29,770
24	Rural Development and Co-operatives Division	Bangabandhu Academy for Poverty Alleviation and Rural Development (BAPARD)	3,206	3,367	3,535	3,714	3,905	17,727
25	Rural Development and Co-operatives Division	Rural Development Academy	595	585	565	395	570	2,710
26	Rural Development and Co-operatives Division	Small Farmers Development Foundation (SFDF)	7,000	7,500	8,000	8,500	9,000	40,000
27	Rural Development and Co-operatives Division	Bangladesh Academy for Rural Development	3,570	1,340	2,100	1,320	990	9,320

SI No	Name of Ministry	Name of agency	Training Target					Total
			2022-23	2023-24	2024-25	2025-26	2026-27	
28	Rural Development and Co-operatives Division	Department of Cooperatives	5,450	5,200	5,550	5,950	6,475	28,625
29	Rural Development and Co-operatives Division	Bangladesh Rural Development Board	0	27,500	26,920	12,270	12,460	79,150
30	ICT Division	ICT Department	0	510	48,437	48,817	20,897	118,661
31	ICT Division	Skill Development for Mobile Game and Application Project	10,000	0	0	0	0	10,000
32	ICT Division	Learning and Earning Development Project, ICT Division	65,000	27,500	56,000	77,320	11,000	236,820
33	ICT Division	Bangladesh Hi-Tech Park Authority (BHTPA)	0	0	220	0	0	220
34	ICT Division	Office of the Controller of Certifying Authorities (CCA)	0	30	120	590	590	1,330
35	ICT Division	Bangladesh Computer Council (BCC)	2,151	3,386	4,202	4,520	5,297	19,556
36	Road Transport and Highways Division	Bangladesh Road Transport Corporation	10,950	11,925	12,900	13,875	14,850	64,500
37	Ministry of Social Welfare	Department of Social Service	18,817	23,880	32,130	34,780	37,330	146,937
38	Ministry of Textile & Jute	Bangladesh Jute Mills Corporation (BJMC)	0	360	345	335	335	1,375
39	Ministry of Women and Children's Affairs	Jatiyo Mohila Sangstha	45,370	59,980	59,980	58,980	59,980	284,290
40	Ministry of Women and Children's Affairs	Department of Women Affairs	79,995	48,580	48,580	48,580	48,580	274,315
41	Ministry of Women and Children's Affairs	Joyeeta Foundation	1,560	3,120	3,120	3,120	3,120	14,040
42	Ministry of Youth and Sports	Department of Youth Development	67,520	76,215	80,134	83,883	87,238	394,990
43		Mirpur Agricultural Workshop and Training School (MAWTS)	1,035	1,070	1,130	1,290	1,345	5,870
44		Dhaka Ahsania Mission	860	1,245	1,275	1,695	1,935	7,010
45		Agro Food ISC	12,429	17,631	22,874	28,140	33,367	114,441
46		Ceramic ISC (CISC)	2,400	5,350	5,350	5,350	1,410	19,860
47		Light Engineering ISC (LEISC)	10,260	16,595	16,577	14,527	12,160	70,119

SI No	Name of Ministry	Name of agency	Training Target					Total
			2022-23	2023-24	2024-25	2025-26	2026-27	
48		ISC-Leather & Leather Goods	5,060	5,780	6,590	6,690	6,540	30,660
49		UCEP	48,611	52,439	56,501	60,065	72,370	289,986
50		Construction ISC	56,520	65,670	75,370	86,600	99,150	383,310
51	Ministry of Civil Aviation and Tourism	Bangladesh Overseas Employment and Services Limited. (BOESL)	600	700	1,000	1,100	1,200	4,600
52	Ministry of Industries	SME Foundation	2,140	2,890	3,580	4,200	5,150	17,960
53	Ministry of Shipping	Department of Shipping	50,281	54,838	59,971	64,029	68,870	297,989
54		BRAC Skills Development Programme	139,411	182,299	193,021	225,489	225,197	965,417
55		Informal ISC	0	5,330	5,380	5,370	5,140	21,220
56	Technical and Madrasah Education Division	Directorate of Technical Education	5,808	78,675	130,150	165,964	173,778	554,375
57		SOS Vocational Training Center Dhaka	2,255	2,255	2,255	2,255	2,255	11,275
		Total	1,569,159	1,626,009	1,883,847	1,900,219	1,633,770	8,613,004

5.2.1. FRESH SKILLING ⁴

S.N.	Name of Ministry/ Division	Name of Agency	Name of Occupation	Sector	Training Target					
					2022-23	2023-24	2024-25	2025-26	2026-27	Total
1	Ministry of Agriculture	Department of Agricultural Extension ¹	Farmers training on Seed production technology	Agriculture	43,000	43,000	45,000	45,000	50,000	226,000
2	Ministry of Agriculture	Department of Agricultural Extension ¹	Farmers training on post-harvest technology	Agriculture	35,000	36,000	37,000	38,000	40,000	186,000
3	Ministry of Agriculture	Department of Agricultural Extension ¹	Farmers Training on IPM	Agriculture	16,000	16,000	17,000	17,000	20,000	86,000
			Agency Total		94,000	95,000	99,000	100,000	110,000	498,000
4	Ministry of Agriculture	Bangladesh Rice Research Institute	Farmers Training on Cultural Management on Rice Production	Agriculture	300	450	600	750	900	3,000
			Agency Total		300	450	600	750	900	3000
5	Ministry of Agriculture	Agriculture Information Service	Information Technology in Agriculture	Agro Food	750	780	780	810	840	3,960
			Agency Total		750	780	780	810	840	3960
6	Ministry of Agriculture	Bangladesh Agricultural Research Council	TOT on Transferable Matured Technology of Fisheries	Agriculture	30	30	30	30	30	150
7	Ministry of Agriculture	Bangladesh Agricultural Research Council	Training on Quality Processing and preservation of Agroproducts and Nutritional Benefits for extension agents, teachers & local influential persons	Agro Food	35	35	35	35	35	175

⁴Note: Training targets and occupations across which training will be undertaken have been sourced directly from 58 agencies (list in the annexure). The overall target has been arrived at as a basic summation of individual agency targets.

S.N.	Name of Ministry/ Division	Name of Agency	Name of Occupation	Sector	Training Target					
					2022-23	2023-24	2024-25	2025-26	2026-27	Total
8	Ministry of Agriculture	Bangladesh Agricultural Research Council	Training on 'Forestry and Agroforestry Technologies for Professionals' (NARS institutes, Universities & others)	Agriculture	40	40	40	40	40	200
9	Ministry of Agriculture	Bangladesh Agricultural Research Council	Training on 'Climate Smart Agro Food Processing' (NARS institutes, Universities, DAE, NGOs & others)	Others	40	40	40	40	40	200
				Agency Total	145	145	145	145	145	725
10	Ministry of Agriculture	Bangladesh Sugar crop Research Institute (BSRI)	Modern Technology of Sugar crop Cultivation	Agriculture	20	22	24	26	30	122
				Agency Total	20	22	24	26	30	122
11	Ministry of Agriculture	Cotton Development Board	Cotton Cultivation Technology	Agriculture	7,500	8,000	8,500	9,000	9,500	42,500
				Agency Total	7,500	8,000	8,500	9,000	9,500	42,500
12	Ministry of Agriculture	Department of Agricultural Marketing	Agro Processing and Value Addition	Agro Food	500	1,000	1,000	1,000	1,000	4,500
13	Ministry of Agriculture	Department of Agricultural Marketing	Post-Harvest management and Primary Processing	Agro Food	56,000	56,000	56,000	56,000		224,000
14	Ministry of Agriculture	Department of Agricultural Marketing	Agribusiness Development	Agro Food	300	300	300	300	300	1,500
15	Ministry of Agriculture	Department of Agricultural Marketing	Agri Entrepreneurship Development	Agriculture	300	300	300	300	300	1,500
16	Ministry of Agriculture	Department of Agricultural Marketing	Business Management Skill Development	Agriculture	53,750	53,750	53,750	53,750	0	215,000
				Agency Total	110,850	111,350	111,350	111,350	1,600	446,500

S.N.	Name of Ministry/ Division	Name of Agency	Name of Occupation	Sector	Training Target					
					2022-23	2023-24	2024-25	2025-26	2026-27	Total
17	Ministry of Agriculture	Soil Resource Development Institute	Farmers Training on soil sample collection technique	Agriculture	1,250	1,400	1,500	1,600	1,700	7,450
18	Ministry of Agriculture	Soil Resource Development Institute	Training on Adulterated Fertilizer identification	Agriculture	700	700	800	900	1,000	4,100
19	Ministry of Agriculture	Soil Resource Development Institute	Soil Test base Fertilizer application	Agriculture	650	700	800	900	1,000	4,050
20	Ministry of Agriculture	Soil Resource Development Institute	Application of SRDI Technology	Agriculture	800	900	1,000	1,000	1,200	4,900
21	Ministry of Agriculture	Soil Resource Development Institute	Training for trainers on Upazila Nirdeshika	Agriculture	400	500	500	600	700	2,700
22	Ministry of Agriculture	Soil Resource Development Institute	Training on saline soil management	Agriculture	500	600	700	800	1,000	3,600
23	Ministry of Agriculture	Soil Resource Development Institute	Training on Hill soil management	Agriculture	500	600	700	800	1,000	3,600
			Agency Total		4,800	5,400	6,000	6,600	7,600	30,400
24	Ministry of Civil Aviation and Tourism	Bangladesh Tourism Board	Tour Operator	Tourism and Hospitality	320	360	400	450	500	2,030
25	Ministry of Civil Aviation and Tourism	Bangladesh Tourism Board	Tour Guide	Tourism and Hospitality	320	350	400	450	500	2,020
26	Ministry of Civil Aviation and Tourism	Bangladesh Tourism Board	Street food vendor	Tourism and Hospitality	126	150	200	250	300	1,026
27	Ministry of Civil Aviation and Tourism	Bangladesh Tourism Board	Community Based Tourism	Tourism and Hospitality	223	90	100	150	200	763
28	Ministry of Civil Aviation and Tourism	Bangladesh Tourism Board	Camera person (Tourist area)	Tourism and Hospitality	0	120	150	200	250	720
29	Ministry of Civil Aviation and Tourism	Bangladesh Tourism Board	Volunteerism	Tourism and Hospitality	462	450	500	500	550	2,462

S.N.	Name of Ministry/ Division	Name of Agency	Name of Occupation	Sector	Training Target					
					2022-23	2023-24	2024-25	2025-26	2026-27	Total
30	Ministry of Civil Aviation and Tourism	Bangladesh Tourism Board	Restaurant Worker	Tourism and Hospitality	30	120	150	200	250	750
31	Ministry of Civil Aviation and Tourism	Bangladesh Tourism Board	Hotel/Motel/Resort worker	Tourism and Hospitality	241	250	300	350	400	1,541
32	Ministry of Civil Aviation and Tourism	Bangladesh Tourism Board	Transport Worker	Tourism and Hospitality	83	200	230	250	300	1,063
	Agency Total				1805	2090	2430	2800	3250	12375
33	Ministry of Civil Aviation and Tourism	Biman	Basic Training- Aviation Engineering	Transport	400	440	484	533	586	2,443
34	Ministry of Civil Aviation and Tourism	Biman	Basic Training- Aviation Management	Transport	1,386	1,525	1,677	1,845	2,029	8,462
35	Ministry of Civil Aviation and Tourism	Biman	Basic Training- Operations Technical	Transport	152	167	184	202	222	927
36	Ministry of Civil Aviation and Tourism	Biman	Basic Training- Aviation Marketing and Sales	Transport	1,576	1,734	1,907	2,098	2,308	9,623
37	Ministry of Civil Aviation and Tourism	Biman	Basic Training- Airport Ground Service	Transport	941	1,035	1,138	1,252	1,377	5,743
38	Ministry of Civil Aviation and Tourism	Biman	Basic Training- Aircraft Flight Service	Transport	513	564	620	682	750	3,129
	Agency Total				4968	5465	6010	6612	7272	30327
39	Ministry of Civil Aviation and Tourism	National Tourism and hospitality Training Institute (NHTTI)	Diploma in Hotel Management	Tourism and Hospitality	160	160	160	160	160	800

S.N.	Name of Ministry/ Division	Name of Agency	Name of Occupation	Sector	Training Target					
					2022-23	2023-24	2024-25	2025-26	2026-27	Total
40	Ministry of Civil Aviation and Tourism	National Tourism and hospitality Training Institute (NHTTI)	Diploma in Tourism & Hospitality Management	Tourism and Hospitality	60	60	60	60	60	300
41	Ministry of Civil Aviation and Tourism	National Tourism and hospitality Training Institute (NHTTI)	Professional Baking Course	Tourism and Hospitality	60	60	60	60	60	300
42	Ministry of Civil Aviation and Tourism	National Tourism and hospitality Training Institute (NHTTI)	Professional Chef Course	Tourism and Hospitality	100	100	100	100	100	500
43	Ministry of Civil Aviation and Tourism	National Tourism and hospitality Training Institute (NHTTI)	Diploma in Culinary Arts Catering Management	Tourism and Hospitality	80	80	80	80	80	400
44	Ministry of Civil Aviation and Tourism	National Tourism and hospitality Training Institute (NHTTI)	Food & Beverage Production (FBP)	Tourism and Hospitality	360	360	360	360	360	1,800
45	Ministry of Civil Aviation and Tourism	National Tourism and hospitality Training Institute (NHTTI)	Food & Beverage Service (FBS)	Tourism and Hospitality	180	180	180	180	180	900
46	Ministry of Civil Aviation and Tourism	National Tourism and hospitality Training Institute (NHTTI)	Tour Guide & Travel Agency (TGTA)	Tourism and Hospitality	120	120	120	120	120	600
47	Ministry of Civil Aviation and Tourism	National Tourism and hospitality Training Institute (NHTTI)	Housekeeping and Laundry Operation (HKL)	Tourism and Hospitality	90	90	90	90	90	450
48	Ministry of Civil Aviation and Tourism	National Tourism and hospitality Training Institute (NHTTI)	Bakery & Pastry Production (BPP)	Tourism and Hospitality	120	120	120	120	120	600
49	Ministry of Civil Aviation and Tourism	National Tourism and hospitality Training Institute (NHTTI)	Food Hygiene & Sanitation Course	Tourism and Hospitality	480	480	480	480	480	2,400
	Agency Total				1810	1810	1810	1810	1810	9050

S.N.	Name of Ministry/ Division	Name of Agency	Name of Occupation	Sector	Training Target					
					2022-23	2023-24	2024-25	2025-26	2026-27	Total
50	Ministry of Civil Aviation and Tourism	Bangladesh Services Limited	Food & Beverage Service	Tourism and Hospitality	50	60	70	70	80	330
51	Ministry of Civil Aviation and Tourism	Bangladesh Services Limited	Food & Beverage Production	Tourism and Hospitality	40	40	50	60	70	260
52	Ministry of Civil Aviation and Tourism	Bangladesh Services Limited	Housekeeping & Laundry	Tourism and Hospitality	40	40	50	60	70	260
53	Ministry of Civil Aviation and Tourism	Bangladesh Services Limited	Front Office	Tourism and Hospitality	4	4	5	5	6	24
54	Ministry of Civil Aviation and Tourism	Bangladesh Services Limited	Sales & Marketing, Catering	Tourism and Hospitality	2	2	4	4	4	16
				Agency Total	136	146	179	199	230	890
55		National Association of Small Cottage Industries of Bangladesh (NASCIB)	Entrepreneurship Development Training through new business creation	Others	500	700	600	600	600	3,000
56		National Association of Small Cottage Industries of Bangladesh (NASCIB)	Beautification, Hair Dressing & Beauty Parlor Management	Beauty and wellness	200	200	200	200	200	1,000
57		National Association of Small Cottage Industries of Bangladesh (NASCIB)	Branding & Marketing of SME Products	Others	200	200	200	200	200	1,000
58		National Association of Small Cottage Industries of Bangladesh (NASCIB)	Business Management (Basic Accounting, Financing, Developing Project Profile etc.)	Others	100	100	100	100	100	500

S.N.	Name of Ministry/ Division	Name of Agency	Name of Occupation	Sector	Training Target					
					2022-23	2023-24	2024-25	2025-26	2026-27	Total
59		National Association of Small Cottage Industries of Bangladesh (NASCIB)	Karchupi Fitter, Fabric Painting, Machining & Dress making/ Tailoring	Informal	400	400	400	400	400	2,000
60		National Association of Small Cottage Industries of Bangladesh (NASCIB)	Access to Finance/ Financial Linkage & Finance for Entrepreneurs	Others	400	400	400	400	400	2,000
61		National Association of Small Cottage Industries of Bangladesh (NASCIB)	Skill Development Training on Diversified Jute & Jute Products Designing, Making, & Marketing	Jute	200	200	200	200	200	1,000
62		National Association of Small Cottage Industries of Bangladesh (NASCIB)	Management Skills Development for MSME's	Others	200	200	200	200	200	1,000
63		National Association of Small Cottage Industries of Bangladesh (NASCIB)	Basic Industrial Engineering, Design & trademark of Light Engineering Products	Light Engineering	300	300	300	300	300	1,500
64		National Association of Small Cottage Industries of Bangladesh (NASCIB)	Export & Import Sourcing, Procedures, Guideline & Operations, Managing Banks, C&F, Customs, VAT & TAX Management, Freight Forwarding & Shipping Agents for SME's	Transport	100	100	100	100	100	500

S.N.	Name of Ministry/ Division	Name of Agency	Name of Occupation	Sector	Training Target					
					2022-23	2023-24	2024-25	2025-26	2026-27	Total
65		National Association of Small Cottage Industries of Bangladesh (NASCIB)	Practical Applications of Bangladesh Labour Laws, Labour Right & Decent Work, Gender equality promotion, Human Rights in Business & Health Issues (COVID19) at professional level	Health and Pharmaceuticals	100	100	100	100	100	500
66		National Association of Small Cottage Industries of Bangladesh (NASCIB)	ECommerce, Digital/Social Media & Affiliate Marketing	Others	200	200	200	200	200	1,000
			Agency Total		2900	3100	3000	3000	3000	15000
67	Technical and Madrasah Education Division	Bangladesh Technical Education Board (BTEB)	Baking (169)	Agro Food	550	650	750	850	1,200	4,000
68	Technical and Madrasah Education Division	Bangladesh Technical Education Board (BTEB)	Baking (Bread and Biscuit) (104)	Agro Food	200	300	400	600	800	2,300
69	Technical and Madrasah Education Division	Bangladesh Technical Education Board (BTEB)	Food Processing and Quality Control (105)	Agro Food	120	200	300	500	700	1,820
70	Technical and Madrasah Education Division	Bangladesh Technical Education Board (BTEB)	Refrigeration and Air Conditioning (145)	Agro Food	80	150	250	400	600	1,480
71	Technical and Madrasah Education Division	Bangladesh Technical Education Board (BTEB)	Poultry & Meat Processing (164)	Livestock	30	50	100	250	400	830
72	Technical and Madrasah Education Division	Bangladesh Technical Education Board (BTEB)	Chanachur & Jhuri Processing (165)	Agro Food	50	80	150	280	450	1,010

S.N.	Name of Ministry/ Division	Name of Agency	Name of Occupation	Sector	Training Target					
					2022-23	2023-24	2024-25	2025-26	2026-27	Total
73	Technical and Madrasah Education Division	Bangladesh Technical Education Board (BTEB)	Puffed & Flattened Rice Processing (166)	Agro Food	20	40	80	150	300	590
74	Technical and Madrasah Education Division	Bangladesh Technical Education Board (BTEB)	Food Grain Machine Operation (167)	Agro Food	40	60	120	200	400	820
75	Technical and Madrasah Education Division	Bangladesh Technical Education Board (BTEB)	Food Packaging (106)	Agro Food	10	20	50	100	200	380
76	Technical and Madrasah Education Division	Bangladesh Technical Education Board (BTEB)	Food Preparation (174)	Agro Food	20	40	100	220	350	730
77	Technical and Madrasah Education Division	Bangladesh Technical Education Board (BTEB)	Rice Processing (168)	Agro Food	20	40	100	200	350	710
78	Technical and Madrasah Education Division	Bangladesh Technical Education Board (BTEB)	Food Safety and Hygiene (170)	Agro Food	40	80	150	250	400	920
79	Technical and Madrasah Education Division	Bangladesh Technical Education Board (BTEB)	Electrical Installation and Maintenance (civil Construction) (117)	Construction	3,000	3,600	3,500	4,500	5,500	20,100
80	Technical and Madrasah Education Division	Bangladesh Technical Education Board (BTEB)	Plumbing (118)	Construction	1,100	1,300	1,500	1,800	2,500	8,200
81	Technical and Madrasah Education Division	Bangladesh Technical Education Board (BTEB)	Masonry (138)	Construction	150	200	300	400	700	1,750
82	Technical and Madrasah Education Division	Bangladesh Technical Education Board (BTEB)	Rod Binding (152)	Construction	50	100	150	250	400	950
83	Technical and Madrasah Education Division	Bangladesh Technical Education Board (BTEB)	Tile Works (127)	Construction	50	100	150	250	400	950

S.N.	Name of Ministry/ Division	Name of Agency	Name of Occupation	Sector	Training Target					
					2022-23	2023-24	2024-25	2025-26	2026-27	Total
84	Technical and Madrasah Education Division	Bangladesh Technical Education Board (BTEB)	Tailoring and Dress Making (120)	Informal	1,400	1,600	1,800	2,200	3,000	10,000
85	Technical and Madrasah Education Division	Bangladesh Technical Education Board (BTEB)	Block Batik and Screen Printing (116)	Informal	350	400	500	700	1,100	3,050
86	Technical and Madrasah Education Division	Bangladesh Technical Education Board (BTEB)	Beauty Care (115)	Beauty and wellness	200	250	350	500	700	2,000
87	Technical and Madrasah Education Division	Bangladesh Technical Education Board (BTEB)	Solar Electrical System (119)	Informal	350	400	500	700	900	2,850
88	Technical and Madrasah Education Division	Bangladesh Technical Education Board (BTEB)	Mobile Phone Servicing (124)	Informal	600	700	850	1,100	1,500	4,750
89	Technical and Madrasah Education Division	Bangladesh Technical Education Board (BTEB)	IT Support Technician (107)	ICT	1,300	1,500	1,700	2,200	2,800	9,500
90	Technical and Madrasah Education Division	Bangladesh Technical Education Board (BTEB)	Web Design (108)	ICT	120	180	270	400	700	1,670
91	Technical and Madrasah Education Division	Bangladesh Technical Education Board (BTEB)	Computer operation (158)	ICT	200	270	350	500	800	2,120
92	Technical and Madrasah Education Division	Bangladesh Technical Education Board (BTEB)	CAD Operation (180)	ICT	50	80	150	250	400	930
93	Technical and Madrasah Education Division	Bangladesh Technical Education Board (BTEB)	Graphic Design (109)	ICT	600	700	800	1,000	1,400	4,500
94	Technical and Madrasah Education Division	Bangladesh Technical Education Board (BTEB)	Machine Operation (footwear) (110)	Leather & Leather Goods	50	100	150	200	300	800

S.N.	Name of Ministry/ Division	Name of Agency	Name of Occupation	Sector	Training Target					
					2022-23	2023-24	2024-25	2025-26	2026-27	Total
95	Technical and Madrasah Education Division	Bangladesh Technical Education Board (BTEB)	PLC Operation (178)	Light Engineering	50	100	150	220	400	920
96	Technical and Madrasah Education Division	Bangladesh Technical Education Board (BTEB)	Consumer Electronics (144)	Light Engineering	80	150	200	300	450	1,180
97	Technical and Madrasah Education Division	Bangladesh Technical Education Board (BTEB)	Sewing Machine Operation (114)	Textile and RMG	2,000	2,500	2,800	3,300	4,000	14,600
98	Technical and Madrasah Education Division	Bangladesh Technical Education Board (BTEB)	Sewing Machine Operation woven (156)	Textile and RMG	60	100	160	250	350	920
99	Technical and Madrasah Education Division	Bangladesh Technical Education Board (BTEB)	Sewing Machine Operation Knit (154)	Textile and RMG	80	120	180	300	450	1,130
100	Technical and Madrasah Education Division	Bangladesh Technical Education Board (BTEB)	Sewing Machine Operation Denim (153)	Textile and RMG	50	100	170	250	400	970
101	Technical and Madrasah Education Division	Bangladesh Technical Education Board (BTEB)	Mid-Level Management (MLM) (179)	Others	50	100	180	300	500	1,130
102	Technical and Madrasah Education Division	Bangladesh Technical Education Board (BTEB)	Sewing Machine Operation (Denim)	Textile and RMG	50	100	170	250	400	970
103	Technical and Madrasah Education Division	Bangladesh Technical Education Board (BTEB)	Apparel Screen Printing (157)	Textile and RMG	100	150	220	300	450	1,220
104	Technical and Madrasah Education Division	Bangladesh Technical Education Board (BTEB)	Welding (101)	Construction	900	1,100	1,300	1,500	2,000	6,800
105	Technical and Madrasah Education Division	Bangladesh Technical Education Board (BTEB)	Fitting (102)	Construction	120	200	280	400	600	1,600

S.N.	Name of Ministry/ Division	Name of Agency	Name of Occupation	Sector	Training Target					
					2022-23	2023-24	2024-25	2025-26	2026-27	Total
106	Technical and Madrasah Education Division	Bangladesh Technical Education Board (BTEB)	Electrical Installation and Maintenance (103)	Light Engineering	200	250	350	500	700	2,000
107	Technical and Madrasah Education Division	Bangladesh Technical Education Board (BTEB)	Motorcycle Servicing (113)	Light Engineering	900	1,100	1,300	1,600	2,200	7,100
108	Technical and Madrasah Education Division	Bangladesh Technical Education Board (BTEB)	Refrigeration and Air Conditioning (125)	Light Engineering	700	900	1,000	1,300	1,700	5,600
109	Technical and Madrasah Education Division	Bangladesh Technical Education Board (BTEB)	Automobile Mechanics (148)	Light Engineering	70	120	180	300	500	1,170
110	Technical and Madrasah Education Division	Bangladesh Technical Education Board (BTEB)	Machine Shop Practice (147)	Light Engineering	100	150	200	300	450	1,200
111	Technical and Madrasah Education Division	Bangladesh Technical Education Board (BTEB)	House Keeping (134)	Tourism and Hospitality	60	100	150	250	400	960
112	Technical and Madrasah Education Division	Bangladesh Technical Education Board (BTEB)	Cooking (133)	Tourism and Hospitality	400	500	600	750	1,000	3,250
113	Technical and Madrasah Education Division	Bangladesh Technical Education Board (BTEB)	Food and Beverage Servicing (135)	Tourism and Hospitality	100	150	200	300	450	1,200
114	Technical and Madrasah Education Division	Bangladesh Technical Education Board (BTEB)	Front Office Management (171)	Others	30	60	100	180	300	670
115	Technical and Madrasah Education Division	Bangladesh Technical Education Board (BTEB)	Tour Guiding (136)	Tourism and Hospitality	70	100	150	220	350	890
116	Technical and Madrasah Education Division	Bangladesh Technical Education Board (BTEB)	Ticketing and Reservation (163)	Tourism and Hospitality	50	100	150	250	380	930

S.N.	Name of Ministry/ Division	Name of Agency	Name of Occupation	Sector	Training Target					
					2022-23	2023-24	2024-25	2025-26	2026-27	Total
117	Technical and Madrasah Education Division	Bangladesh Technical Education Board (BTEB)	Carpentry (140)	Furniture	120	160	200	280	400	1,160
118	Technical and Madrasah Education Division	Bangladesh Technical Education Board (BTEB)	Wood Working Machine Operation (141)	Furniture	80	120	180	300	450	1,130
119	Technical and Madrasah Education Division	Bangladesh Technical Education Board (BTEB)	Lacquer Polish (143)	Furniture	90	150	200	300	450	1,190
120	Technical and Madrasah Education Division	Bangladesh Technical Education Board (BTEB)	Upholstery (142)	Furniture	30	60	100	280	400	870
121	Technical and Madrasah Education Division	Bangladesh Technical Education Board (BTEB)	Forming (159)	Ceramics	30	60	100	280	400	870
122	Technical and Madrasah Education Division	Bangladesh Technical Education Board (BTEB)	Body and Glaze Preparing (160)	Ceramics	20	40	80	150	280	570
123	Technical and Madrasah Education Division	Bangladesh Technical Education Board (BTEB)	Glazing (161)	Furniture	30	60	100	150	280	620
124	Technical and Madrasah Education Division	Bangladesh Technical Education Board (BTEB)	Decoration and Printing (162)	Ceramics	20	40	80	150	300	590
125	Technical and Madrasah Education Division	Bangladesh Technical Education Board (BTEB)	Packaging (162)	Others	20	40	80	150	280	570
126	Technical and Madrasah Education Division	Bangladesh Technical Education Board (BTEB)	Industrial Mechanical Maintenance (173)	Light Engineering	20	40	80	200	350	690
127	Technical and Madrasah Education Division	Bangladesh Technical Education Board (BTEB)	Electrical and Electronic Installation Maintenance ((177)	Light Engineering	30	60	100	200	350	740

S.N.	Name of Ministry/ Division	Name of Agency	Name of Occupation	Sector	Training Target					
					2022-23	2023-24	2024-25	2025-26	2026-27	Total
128	Technical and Madrasah Education Division	Bangladesh Technical Education Board (BTEB)	Machine Operation (176)	Light Engineering	60	100	150	250	400	960
				Agency Total	17520	22370	27210	36960	52020	156080
129	Ministry of Expatriates' Welfare and Overseas Employment (MoEWOE)	Bureau of Manpower Employment and Training (BMET)	Marine/Shipbuilding	Transport	580	585	590	600	600	2,955
130	Ministry of Expatriates' Welfare and Overseas Employment (MoEWOE)	Bureau of Manpower Employment and Training (BMET)	Automobile	Transport	5,407	5,807	6,357	6,557	6,607	30,735
131	Ministry of Expatriates' Welfare and Overseas Employment (MoEWOE)	Bureau of Manpower Employment and Training (BMET)	Civil Construction	Construction	7,098	7,498	8,048	8,248	8,298	39,190
132	Ministry of Expatriates' Welfare and Overseas Employment (MoEWOE)	Bureau of Manpower Employment and Training (BMET)	Mechanical	Light Engineering	7,423	7,823	8,373	8,573	8,623	40,815
133	Ministry of Expatriates' Welfare and Overseas Employment (MoEWOE)	Bureau of Manpower Employment and Training (BMET)	RAC	Light Engineering	5,661	6,061	6,611	6,811	6,861	32,005

S.N.	Name of Ministry/ Division	Name of Agency	Name of Occupation	Sector	Training Target					
					2022-23	2023-24	2024-25	2025-26	2026-27	Total
134	Ministry of Expatriates' Welfare and Overseas Employment (MoEWOE)	Bureau of Manpower Employment and Training (BMET)	Electrical	Light Engineering	6,395	6,795	7,345	7,545	7,595	35,675
135	Ministry of Expatriates' Welfare and Overseas Employment (MoEWOE)	Bureau of Manpower Employment and Training (BMET)	IT	ICT	12,030	12,430	12,980	13,180	13,230	63,850
136	Ministry of Expatriates' Welfare and Overseas Employment (MoEWOE)	Bureau of Manpower Employment and Training (BMET)	Electronics	Light Engineering	4,575	4,975	5,525	5,725	5,775	26,575
137	Ministry of Expatriates' Welfare and Overseas Employment (MoEWOE)	Bureau of Manpower Employment and Training (BMET)	Welding	Light Engineering	3,702	4,102	4,652	4,852	4,902	22,210
138	Ministry of Expatriates' Welfare and Overseas Employment (MoEWOE)	Bureau of Manpower Employment and Training (BMET)	Textile and RMG	Textile and RMG	9,771	10,171	10,721	10,921	10,971	52,555
139	Ministry of Expatriates' Welfare and Overseas	Bureau of Manpower Employment and Training (BMET)	Language	Others	6,016	6,416	6,966	7,166	7,216	33,780

S.N.	Name of Ministry/ Division	Name of Agency	Name of Occupation	Sector	Training Target					
					2022-23	2023-24	2024-25	2025-26	2026-27	Total
	Employment (MoEWOE)									
				Agency Total	68,658	72,663	78,168	80,178	80,678	380,345
140		PKSF	Auto Mechanics	Light Engineering	372	300	300	300	0	1,272
141		PKSF	Setting & Assembling of Leather Goods	Leather & Leather Goods	50	25	50	25	0	150
142		PKSF	Sewing Machine Operations	Textile and RMG	824	725	760	725	0	3,034
143		PKSF	Plumbing	Construction	300	300	400	300	0	1,300
144		PKSF	Welding	Construction	373	250	275	275	0	1,173
145		PKSF	Lathe Machine Operation	Light Engineering	201	100	150	150	0	601
146		PKSF	Electrical Installation & Maintenance	Construction	525	650	700	650	0	2,525
147		PKSF	Mobile Phone Servicing	Informal	200	375	420	400	0	1,395
148		PKSF	IT Support Service	ICT	100	0	0	0	0	100
149		PKSF	Graphic Design	ICT	274	275	300	275	0	1,124
150		PKSF	IT Freelancing (Data Entry, SEO, Affiliate Market)	ICT	300	250	290	250	0	1,090
151		PKSF	Refrigeration & Air Conditioning	Construction	175	200	250	250	0	875
152		PKSF	House Keeping	Tourism and Hospitality	125	125	150	125	0	525
153		PKSF	Food & Beverage Service	Tourism and Hospitality	150	100	100	100	0	450
154		PKSF	Food & Beverage Production	Tourism and Hospitality	124	150	160	150	0	584

S.N.	Name of Ministry/ Division	Name of Agency	Name of Occupation	Sector	Training Target					
					2022-23	2023-24	2024-25	2025-26	2026-27	Total
155		PKSF	Consumer Electronics	Light Engineering		265	265	265	0	795
156		PKSF	Pastry and Bakery	Tourism and Hospitality		15	30	15	0	60
157		PKSF	Care Giving	Informal		260	1120	420	0	1,800
			Agency Total		4093	4365	5720	4675	0	18,853
158	Ministry of Fisheries and Livestock	Department of Fisheries	Safety of Lives at Sea (SOLAS) & dry fish production	Agro Food	1,323	1,390	1,460	1,600	1,680	7,453
159	Ministry of Fisheries and Livestock	Department of Fisheries	Hatchery Management	Fisheries	1,522	1,598	1,680	1,755	1,842	8,397
160	Ministry of Fisheries and Livestock	Department of Fisheries	Nursery Management	Fisheries	2,226	2,337	2,453	2,575	2,703	12,294
161	Ministry of Fisheries and Livestock	Department of Fisheries	Fish Culture (Technique based on Species e.g. Carp Culture, culture of Tilapia ,Koi, shingh, magur, Gulsa, Pabda, Shol, chitol, Galda ,Bagda, Mud crab, eel, mollusk,)	Fisheries	17,787	18,675	19,610	20,590	21,620	98,282
162	Ministry of Fisheries and Livestock	Department of Fisheries	Fish Culture (Technique based on technology (e.g. Monoculture, polyculture, Pen culture , Cage culture, intensive, semi intensive, maricultural, Raceway, Bioflack)	Fisheries	7,560	7,935	8,330	8,745	9,180	41,750
163	Ministry of Fisheries and Livestock	Department of Fisheries	Good Aquaculture Practice (GAP) and CCRF	Fisheries	3,885	4,080	4,280	4,495	4,720	21,460

S.N.	Name of Ministry/ Division	Name of Agency	Name of Occupation	Sector	Training Target					
					2022-23	2023-24	2024-25	2025-26	2026-27	Total
164	Ministry of Fisheries and Livestock	Department of Fisheries	Food safety in fisheries and safe fish Product	Fisheries	315	330	336	342	348	1,671
165	Ministry of Fisheries and Livestock	Department of Fisheries	Fish Value Chain: HACCP and traceability	Fisheries	210	220	232	245	260	1,167
166	Ministry of Fisheries and Livestock	Department of Fisheries	IUU fishing & CCRF	Agriculture	210	220	232	240	255	1,157
167	Ministry of Fisheries and Livestock	Department of Fisheries	Halda fisheries conservation	Fisheries	170	180	190	200	210	950
			Agency Total		35,208	36,965	38,803	40,787	42,818	194,581
168	Ministry of Fisheries and Livestock	Department of Livestock	Farmer Training (Cow, Goat & Poultry)	Livestock	64,050	0	0	0	0	64,050
169	Ministry of Fisheries and Livestock	Department of Livestock	Duck Rearing	Livestock	8,100	0	0	0	0	8,100
170	Ministry of Fisheries and Livestock	Department of Livestock	Chicken Rearing	Livestock	5,675	0	0	0	0	5,675
171	Ministry of Fisheries and Livestock	Department of Livestock	Sheep Rearing	Livestock	3,200	0	0	0	0	3,200
172	Ministry of Fisheries and Livestock	Department of Livestock	Goat Rearing	Livestock	750	1,228	0	0	0	1,978
173	Ministry of Fisheries and Livestock	Department of Livestock	Cow Rearing	Livestock	25,850	51,700	125,000	0	0	202,550
174	Ministry of Fisheries and Livestock	Department of Livestock	Buffalo Rearing	Livestock	3,000	0	0	0	0	3,000

S.N.	Name of Ministry/ Division	Name of Agency	Name of Occupation	Sector	Training Target					
					2022-23	2023-24	2024-25	2025-26	2026-27	Total
175	Ministry of Fisheries and Livestock	Department of Livestock	Buck Rearing	Livestock	100	200	0	0	0	300
176	Ministry of Fisheries and Livestock	Department of Livestock	Beef Fattening	Livestock	36,825	0	0	0	0	36,825
177	Ministry of Fisheries and Livestock	Department of Livestock	Dairy Farmer (A.I Extension)	Livestock	24,840	24,840	0	0	0	49,680
178	Ministry of Fisheries and Livestock	Department of Livestock	Beneficiary (Butcher)	Livestock	11,053	3,680	0	0	0	14,733
179	Ministry of Fisheries and Livestock	Department of Livestock	Community Extension Agent for Livestock (CEAL)	Livestock	480	0	0	0	0	480
180	Ministry of Fisheries and Livestock	Department of Livestock	Livestock Services Provider (LSP)	Livestock	200	800	1,600	1,600	0	4,200
181	Ministry of Fisheries and Livestock	Department of Livestock	A.I Technician	Livestock	1,000	1,000	0	0	0	2,000
182	Ministry of Fisheries and Livestock	Department of Livestock	Volunteer Vaccinator	Livestock	4,576	0	0	0	0	4,576
183	Ministry of Fisheries and Livestock	Department of Livestock	Field Facilitator	Livestock	173	0	0	0	0	173
184	Ministry of Fisheries and Livestock	Department of Livestock	TMR Training	Livestock	5,000	5,000	0	0	0	10,000
185	Ministry of Fisheries and Livestock	Department of Livestock	Ethnic Beneficiary	Livestock	30,321	0	0	0	0	30,321
				Agency Total	225,193	88,448	126,600	1,600	0	441,841

S.N.	Name of Ministry/ Division	Name of Agency	Name of Occupation	Sector	Training Target					
					2022-23	2023-24	2024-25	2025-26	2026-27	Total
186	Health Service Division	Directorate General of Nursing and Midwifery (DGNM)	Adult Nursing	Health and Pharmaceuticals	90	90	90	90	90	450
187	Health Service Division	Directorate General of Nursing and Midwifery (DGNM)	Pediatric nursing	Health and Pharmaceuticals	90	90	90	90	90	450
188	Health Service Division	Directorate General of Nursing and Midwifery (DGNM)	Oncology Nursing	Health and Pharmaceuticals	90	90	90	90	90	450
189	Health Service Division	Directorate General of Nursing and Midwifery (DGNM)	Intensive care Unit	Health and Pharmaceuticals	120	120	120	120	120	600
190	Health Service Division	Directorate General of Nursing and Midwifery (DGNM)	Cardiac Nursing	Health and Pharmaceuticals	90	90	90	90	90	450
191	Health Service Division	Directorate General of Nursing and Midwifery (DGNM)	Geriatrics Nursing	Health and Pharmaceuticals	90	90	90	90	90	450
			Agency Total		570	570	570	570	570	2850
192	Ministry of Industries	Training Institute for Chemical Industries (TICI), BCIC	Industrial Technology on Electrical Engineering and Instrumentation	Light Engineering	400	400	420	450	500	2,170
193	Ministry of Industries	Training Institute for Chemical Industries(TICI), BCIC	Industrial Process unit Operation and Process Control Technique	Light Engineering	450	450	470	490	500	2,360
194	Ministry of Industries	Training Institute for Chemical Industries(TICI), BCIC	Industrial control Technology on Instrumentation and Electrical Eng.	Light Engineering	70	70	75	80	90	385
195	Ministry of Industries	Training Institute for Chemical Industries(TICI), BCIC	Chemical Analysis and Quality Control	Light Engineering	270	270	280	290	300	1,410

S.N.	Name of Ministry/ Division	Name of Agency	Name of Occupation	Sector	Training Target					
					2022-23	2023-24	2024-25	2025-26	2026-27	Total
196	Ministry of Industries	Training Institute for Chemical Industries(TICI), BCIC	Quality Control and Unit Operation in Food Industry	Agro Food	200	200	210	220	230	1,060
197	Ministry of Industries	Training Institute for Chemical Industries(TICI), BCIC	Industrial Technology on Mechanical Engineering	Light Engineering	70	70	75	80	85	380
				Agency Total	1460	1460	1530	1610	1705	7765
198	Ministry of Industries	Bangladesh Industrial Technical Assistance Center (BITAC)	Machine shop (Regular + SEIP+ CIMMYT)	Light Engineering	248	380	450	550	600	2,228
199	Ministry of Industries	Bangladesh Industrial Technical Assistance Center (BITAC)	Electrical maintenance and installation (Regular + SEIP)	Light Engineering	366	570	760	1,070	1,100	3,866
200	Ministry of Industries	Bangladesh Industrial Technical Assistance Center (BITAC)	Welding (Regular + SEIP)	Light Engineering	247	600	800	1,080	1,120	3,847
201	Ministry of Industries	Bangladesh Industrial Technical Assistance Center (BITAC)	Machine maintenance	Light Engineering	21	50	60	60	70	261
202	Ministry of Industries	Bangladesh Industrial Technical Assistance Center (BITAC)	Automobile and auto electricity	Light Engineering	18	25	30	30	30	133
203	Ministry of Industries	Bangladesh Industrial Technical Assistance Center (BITAC)	Programmable Logic Controller (PLC)	Light Engineering	42	50	60	70	75	297
204	Ministry of Industries	Bangladesh Industrial Technical Assistance Center (BITAC)	Advance Welding (for Asset prog) Future Training	Light Engineering	-	-	300	300	300	900
205	Ministry of Industries	Bangladesh Industrial Technical Assistance Center (BITAC)	Advance Electrical maintenance and installation (for Asset prog) Future Training	Light Engineering	-	-	160	160	160	480

S.N.	Name of Ministry/ Division	Name of Agency	Name of Occupation	Sector	Training Target					
					2022-23	2023-24	2024-25	2025-26	2026-27	Total
206	Ministry of Industries	Bangladesh Industrial Technical Assistance Center (BITAC)	Foundry & pattern making (CIMMYT+ Regular)	Light Engineering	4	5	7	8	10	34
207	Ministry of Industries	Bangladesh Industrial Technical Assistance Center (BITAC)	Heat Treatment	Light Engineering	1	5	5	5	5	21
208	Ministry of Industries	Bangladesh Industrial Technical Assistance Center (BITAC)	CNC Operation & Practice	Light Engineering	28	40	45	50	60	223
209	Ministry of Industries	Bangladesh Industrial Technical Assistance Center (BITAC)	Auto cad 2D & 3D	ICT	-	55	115	115	117	402
210	Ministry of Industries	Bangladesh Industrial Technical Assistance Center (BITAC)	Solid works	ICT	-	10	10	15	18	53
211	Ministry of Industries	Bangladesh Industrial Technical Assistance Center (BITAC)	RAC	Light Engineering	-	115	230	230	235	810
212	Ministry of Industries	Bangladesh Industrial Technical Assistance Center (BITAC)	Boiler Operation & Maintenance	Light Engineering	46	60	300	300	300	1,006
213	Ministry of Industries	Bangladesh Industrial Technical Assistance Center (BITAC)	Advance Manufacturing (CNC Turning Center)	Light Engineering	14	20	25	25	30	114
214	Ministry of Industries	Bangladesh Industrial Technical Assistance Center (BITAC)	Advance Manufacturing (CNC Machining Center)	Light Engineering	-	15	20	20	25	80
215	Ministry of Industries	Bangladesh Industrial Technical Assistance Center (BITAC)	Mechatronics (TTI & CIMMYT)	Light Engineering	-	55	115	115	115	400
216	Ministry of Industries	Bangladesh Industrial Technical Assistance Center (BITAC)	Light Machinery (SEPA)	Light Engineering	-	55	115	115	115	400

S.N.	Name of Ministry/ Division	Name of Agency	Name of Occupation	Sector	Training Target					
					2022-23	2023-24	2024-25	2025-26	2026-27	Total
217	Ministry of Industries	Bangladesh Industrial Technical Assistance Center (BITAC)	Electronics	Light Engineering	-	55	115	115	115	400
218	Ministry of Industries	Bangladesh Industrial Technical Assistance Center (BITAC)	Electrical Maintenance	Light Engineering	-	55	115	115	115	400
219	Ministry of Industries	Bangladesh Industrial Technical Assistance Center (BITAC)	Welding (SEPA)	Light Engineering	-	55	115	115	115	400
Agency Total					1035	2275	3952	4663	4830	16755
220	Ministry of Industries	Bangladesh Small and Cottage Industries Corporation (BSCIC)	Repairing electronic goods	Light Engineering	240	240	252	252	265	1,249
221	Ministry of Industries	Bangladesh Small and Cottage Industries Corporation (BSCIC)	Refrigerator and Air conditioner repairing	Light Engineering	400	400	420	420	441	2,081
222	Ministry of Industries	Bangladesh Small and Cottage Industries Corporation (BSCIC)	Electrical House wiring and Motor winding	Construction	560	560	588	588	617	2,913
223	Ministry of Industries	Bangladesh Small and Cottage Industries Corporation (BSCIC)	Fitting cum machine shop practices and welding	Light Engineering	160	160	168	168	176	832
224	Ministry of Industries	Bangladesh Small and Cottage Industries Corporation (BSCIC)	Mobile Phone servicing	Informal	320	320	336	336	353	1,665
225	Ministry of Industries	Bangladesh Small and Cottage Industries Corporation (BSCIC)	Computer office package and Internet browsing	ICT	720	720	756	756	794	3,746
226	Ministry of Industries	Bangladesh Small and Cottage Industries Corporation (BSCIC)	Computer Graphic design	ICT	420	420	441	441	463	2,185

S.N.	Name of Ministry/ Division	Name of Agency	Name of Occupation	Sector	Training Target					
					2022-23	2023-24	2024-25	2025-26	2026-27	Total
227	Ministry of Industries	Bangladesh Small and Cottage Industries Corporation (BSCIC)	Cutting and Sewing	Textile and RMG	480	480	504	504	529	2,497
228	Ministry of Industries	Bangladesh Small and Cottage Industries Corporation (BSCIC)	Food processing	Agro Food	240	240	252	252	265	1,249
229	Ministry of Industries	Bangladesh Small and Cottage Industries Corporation (BSCIC)	Block and Batik printing	Informal	120	120	126	126	132	624
230	Ministry of Industries	Bangladesh Small and Cottage Industries Corporation (BSCIC)	Beautification	Informal	100	100	105	105	110	520
231	Ministry of Industries	Bangladesh Small and Cottage Industries Corporation (BSCIC)	Handicrafts product making	Informal	80	80	84	84	88	416
232	Ministry of Industries	Bangladesh Small and Cottage Industries Corporation (BSCIC)	Automobile repairing	Light Engineering	80	80	84	84	88	416
233	Ministry of Industries	Bangladesh Small and Cottage Industries Corporation (BSCIC)	Online Marketing	Others	60	60	63	66	70	319
234	Ministry of Industries	Bangladesh Small and Cottage Industries Corporation (BSCIC)	Office Automation	Others	60	60	63	66	70	319
235	Ministry of Industries	Bangladesh Small and Cottage Industries Corporation (BSCIC)	Merchandising	Textile and RMG	120	120	126	132	140	638
236	Ministry of Industries	Bangladesh Small and Cottage Industries Corporation (BSCIC)	Batik Print	Informal	130	130	137	143	150	690
237	Ministry of Industries	Bangladesh Small and Cottage Industries Corporation (BSCIC)	Screen Print	Informal	120	120	126	132	139	637

S.N.	Name of Ministry/ Division	Name of Agency	Name of Occupation	Sector	Training Target					
					2022-23	2023-24	2024-25	2025-26	2026-27	Total
238	Ministry of Industries	Bangladesh Small and Cottage Industries Corporation (BSCIC)	Block Print	Informal	130	130	137	143	150	690
239	Ministry of Industries	Bangladesh Small and Cottage Industries Corporation (BSCIC)	Metal Craft	Light Engineering	60	60	63	66	69	318
240	Ministry of Industries	Bangladesh Small and Cottage Industries Corporation (BSCIC)	Jute Craft	Jute	100	100	105	110	116	531
241	Ministry of Industries	Bangladesh Small and Cottage Industries Corporation (BSCIC)	Leather Craft	Leather & Leather Goods	160	160	168	176	185	849
242	Ministry of Industries	Bangladesh Small and Cottage Industries Corporation (BSCIC)	Doll Making	Informal	60	60	63	66	69	318
243	Ministry of Industries	Bangladesh Small and Cottage Industries Corporation (BSCIC)	Packaging Craft	Informal	60	60	63	66	69	318
244	Ministry of Industries	Bangladesh Small and Cottage Industries Corporation (BSCIC)	Knitting Training	Informal	60	60	63	66	69	318
245	Ministry of Industries	Bangladesh Small and Cottage Industries Corporation (BSCIC)	Bamboo and cane training	Informal	100	100	105	110	116	531
246	Ministry of Industries	Bangladesh Small and Cottage Industries Corporation (BSCIC)	Pottery training	Informal	40	40	42	44	46	212
247	Ministry of Industries	Bangladesh Small and Cottage Industries Corporation (BSCIC)	Artificial flowers	Informal	60	60	63	66	69	318
248	Ministry of Industries	Bangladesh Small and Cottage Industries Corporation (BSCIC)	Fashion Design	Textile and RMG	90	90	95	99	104	478

S.N.	Name of Ministry/ Division	Name of Agency	Name of Occupation	Sector	Training Target					
					2022-23	2023-24	2024-25	2025-26	2026-27	Total
249	Ministry of Industries	Bangladesh Small and Cottage Industries Corporation (BSCIC)	Computer Basic and ICT Application	ICT	200	210	220	235	250	1,115
250	Ministry of Industries	Bangladesh Small and Cottage Industries Corporation (BSCIC)	Innovation and service	Others	200	210	220	235	250	1,115
251	Ministry of Industries	Bangladesh Small and Cottage Industries Corporation (BSCIC)	Office management	Others	100	100	105	105	110	520
252	Ministry of Industries	Bangladesh Small and Cottage Industries Corporation (BSCIC)	Human Resource Management	Others	100	100	105	105	110	520
253	Ministry of Industries	Bangladesh Small and Cottage Industries Corporation (BSCIC)	Social Compliance	Others	25	25	26	27	28	131
254	Ministry of Industries	Bangladesh Small and Cottage Industries Corporation (BSCIC)	Management information system	ICT	25	25	26	27	28	131
255	Ministry of Industries	Bangladesh Small and Cottage Industries Corporation (BSCIC)	Industrial management and industrial planning	Others	25	25	26	27	28	131
256	Ministry of Industries	Bangladesh Small and Cottage Industries Corporation (BSCIC)	Industrial Compliance Management	Others	100	100	105	105	110	520
257	Ministry of Industries	Bangladesh Small and Cottage Industries Corporation (BSCIC)	Quality Management	Others	50	50	53	53	55	261
258	Ministry of Industries	Bangladesh Small and Cottage Industries Corporation (BSCIC)	SME Management	Others	50	50	53	53	55	261
259	Ministry of Industries	Bangladesh Small and Cottage Industries Corporation (BSCIC)	Cottage industry management	Others	25	25	26	27	28	131

S.N.	Name of Ministry/ Division	Name of Agency	Name of Occupation	Sector	Training Target					
					2022-23	2023-24	2024-25	2025-26	2026-27	Total
260	Ministry of Industries	Bangladesh Small and Cottage Industries Corporation (BSCIC)	New Business Financing	Others	50	50	53	53	55	261
261	Ministry of Industries	Bangladesh Small and Cottage Industries Corporation (BSCIC)	Executive Office Accounting	Others	75	75	79	79	83	391
262	Ministry of Industries	Bangladesh Small and Cottage Industries Corporation (BSCIC)	Financial Compliance	Others	50	50	53	53	55	261
263	Ministry of Industries	Bangladesh Small and Cottage Industries Corporation (BSCIC)	New business profit plans	Others	75	75	79	79	83	391
264	Ministry of Industries	Bangladesh Small and Cottage Industries Corporation (BSCIC)	Export Marketing	Textile and RMG	75	75	79	79	83	391
265	Ministry of Industries	Bangladesh Small and Cottage Industries Corporation (BSCIC)	Supply chain Management	Textile and RMG	25	25	26	27	28	131
266	Ministry of Industries	Bangladesh Small and Cottage Industries Corporation (BSCIC)	Import & Export Documentation	Textile and RMG	25	25	26	27	28	131
267	Ministry of Industries	Bangladesh Small and Cottage Industries Corporation (BSCIC)	Sales strategy and sales expansion	Others	75	75	79	79	83	391
268	Ministry of Industries	Bangladesh Small and Cottage Industries Corporation (BSCIC)	Branding and sales strategies in competitive markets	Others	50	50	53	53	55	261
269	Ministry of Industries	Bangladesh Small and Cottage Industries Corporation (BSCIC)	Development training in salt industry	Informal	2,200	2,200	2,300	2,300	2,400	11,400
270	Ministry of Industries	Bangladesh Small and Cottage Industries Corporation (BSCIC)	Cultivation of Honey	Agriculture	480	480	500	500	530	2,490

S.N.	Name of Ministry/ Division	Name of Agency	Name of Occupation	Sector	Training Target					
					2022-23	2023-24	2024-25	2025-26	2026-27	Total
271	Ministry of Industries	Bangladesh Small and Cottage Industries Corporation (BSCIC)	Handloom weaving (CIDP)	Informal	295	295	310	310	325	1,535
272	Ministry of Industries	Bangladesh Small and Cottage Industries Corporation (BSCIC)	Tailoring	Informal	330	330	350	350	370	1,730
273	Ministry of Industries	Bangladesh Small and Cottage Industries Corporation (BSCIC)	Bamboo and cane training	Informal	85	85	90	90	100	450
274	Ministry of Industries	Bangladesh Small and Cottage Industries Corporation (BSCIC)	Block and Batik printing	Informal	55	120	120	125	125	545
275	Ministry of Industries	Bangladesh Small and Cottage Industries Corporation (BSCIC)	Plastic Bag	Informal	25	25	25	30	30	135
276	Ministry of Industries	Bangladesh Small and Cottage Industries Corporation (BSCIC)	Computer Fundamental	ICT	220	300	300	315	315	1,450
277	Ministry of Industries	Bangladesh Small and Cottage Industries Corporation (BSCIC)	Carpentry	Furniture	15	15	15	20	20	85
278	Ministry of Industries	Bangladesh Small and Cottage Industries Corporation (BSCIC)	Screen Print	Informal	120	120	126	132	0	498
279	Ministry of Industries	Bangladesh Small and Cottage Industries Corporation (BSCIC)	Block Print	Informal	130	130	137	143	0	540
280	Ministry of Industries	Bangladesh Small and Cottage Industries Corporation (BSCIC)	Fashion Design	Informal	120	120	126	132	0	498
281	Ministry of Industries	Bangladesh Small and Cottage Industries Corporation (BSCIC)	Weaving Craft	Informal	60	60	63	66	0	249

S.N.	Name of Ministry/ Division	Name of Agency	Name of Occupation	Sector	Training Target					
					2022-23	2023-24	2024-25	2025-26	2026-27	Total
282	Ministry of Industries	Bangladesh Small and Cottage Industries Corporation (BSCIC)	Ceramic	Ceramics	40	40	42	44	0	166
283	Ministry of Industries	Bangladesh Small and Cottage Industries Corporation (BSCIC)	Training on e-filing	ICT	200	210	220	235	250	1,115
284	Ministry of Industries	Bangladesh Small and Cottage Industries Corporation (BSCIC)	Training on Computer's Basic Level	ICT	200	210	220	235	250	1,115
				Agency Total	11305	11490	12034	12222	12272	59323
285	Rural Development and Co-operatives Division	Palli Daridro Bimochon Foundation (PDBF)	Gardening	Agriculture	750	900	1,080	1,300	1,550	5,580
286	Rural Development and Co-operatives Division	Palli Daridro Bimochon Foundation (PDBF)	Beef Fattening	Livestock	800	960	1,150	1,400	1,700	6,010
287	Rural Development and Co-operatives Division	Palli Daridro Bimochon Foundation (PDBF)	Cow rearing	Livestock	800	960	1,150	1,400	1,700	6,010
288	Rural Development and Co-operatives Division	Palli Daridro Bimochon Foundation (PDBF)	Fish Cultivation	Fisheries	700	740	880	1,050	1,300	4,670
289	Rural Development and Co-operatives Division	Palli Daridro Bimochon Foundation (PDBF)	Poultry	Livestock	1,000	1,200	1,450	1,750	2,100	7,500
				Agency Total	4,050	4,760	5,710	6,900	8,350	29,770
290	Rural Development and Co-operatives Division	Bangabandhu Academy for Poverty Alleviation and Rural Development (BAPARD)	Modern Agricultural Technology Transfer	Agriculture	585	610	641	673	706	3,215

S.N.	Name of Ministry/ Division	Name of Agency	Name of Occupation	Sector	Training Target					
					2022-23	2023-24	2024-25	2025-26	2026-27	Total
291	Rural Development and Co-operatives Division	Bangabandhu Academy for Poverty Alleviation and Rural Development (BAPARD)	Homestead Gardening	Agriculture	139	146	153	161	169	768
292	Rural Development and Co-operatives Division	Bangabandhu Academy for Poverty Alleviation and Rural Development (BAPARD)	Modern Aquaculture Technology Transfer	Agriculture	519	545	572	600	630	2,866
293	Rural Development and Co-operatives Division	Bangabandhu Academy for Poverty Alleviation and Rural Development (BAPARD)	Flood Plane Aquaculture	Agriculture	195	205	215	226	237	1,078
294	Rural Development and Co-operatives Division	Bangabandhu Academy for Poverty Alleviation and Rural Development (BAPARD)	Livestock & Poultry Rearing	Agriculture	377	396	416	436	458	2,083
295	Rural Development and Co-operatives Division	Bangabandhu Academy for Poverty Alleviation and Rural Development (BAPARD)	Beef & Goat Fattening	Livestock	205	216	226	238	250	1,135
296	Rural Development and Co-operatives Division	Bangabandhu Academy for Poverty Alleviation and Rural Development (BAPARD)	Dairy Rearing	Livestock	52	55	57	60	63	287
297	Rural Development and Co-operatives Division	Bangabandhu Academy for Poverty Alleviation and Rural Development (BAPARD)	Primary Computer Application	ICT	117	123	129	135	142	646

S.N.	Name of Ministry/ Division	Name of Agency	Name of Occupation	Sector	Training Target					
					2022-23	2023-24	2024-25	2025-26	2026-27	Total
298	Rural Development and Co-operatives Division	Bangabandhu Academy for Poverty Alleviation and Rural Development (BAPARD)	Garments & Tailoring	Textile and RMG	156	164	172	181	190	863
299	Rural Development and Co-operatives Division	Bangabandhu Academy for Poverty Alleviation and Rural Development (BAPARD)	Electrical & House Wiring	Construction	52	55	57	60	63	287
300	Rural Development and Co-operatives Division	Bangabandhu Academy for Poverty Alleviation and Rural Development (BAPARD)	Mobile Servicing	Informal	26	27	29	30	32	144
301	Rural Development and Co-operatives Division	Bangabandhu Academy for Poverty Alleviation and Rural Development (BAPARD)	ToT (Training of Trainer)	Others	33	34	36	38	40	181
302	Rural Development and Co-operatives Division	Bangabandhu Academy for Poverty Alleviation and Rural Development (BAPARD)	Office Management	Others	658	691	725	761	800	3,635
				Agency Total	3114	3267	3428	3599	3780	17188
303	Rural Development and Co-operatives Division	Rural Development Academy	Training on House Keeping	Tourism and Hospitality	20	20	20	20	40	120
304	Rural Development and Co-operatives Division	Rural Development Academy	Cattle Rearing	Livestock	210	200	150	30	50	640

S.N.	Name of Ministry/ Division	Name of Agency	Name of Occupation	Sector	Training Target					
					2022-23	2023-24	2024-25	2025-26	2026-27	Total
305	Rural Development and Co-operatives Division	Rural Development Academy	Fish Cultivation	Fisheries	25	25	25	25	60	160
306	Rural Development and Co-operatives Division	Rural Development Academy	Farm Mechanization and on-farm water Management	Informal	30	30	60	30	60	210
307	Rural Development and Co-operatives Division	Rural Development Academy	Mobile Mechanics and Outsourcing	Informal	40	40	40	20	20	160
308	Rural Development and Co-operatives Division	Rural Development Academy	AC and Freeze Mechanics	Light Engineering	20	20	20	20	30	110
309	Rural Development and Co-operatives Division	Rural Development Academy	Training on Handicrafts	Informal	20	20	20	20	60	140
310	Rural Development and Co-operatives Division	Rural Development Academy	Training on Food Processing	Agro Food	20	20	20	20	60	140
311	Rural Development and Co-operatives Division	Rural Development Academy	Training on Driving	Transport	20	20	20	20	30	110
312	Rural Development and Co-operatives Division	Rural Development Academy	Training on Electrical and Solar Power	Light Engineering	40	40	40	40	30	190
313	Rural Development and Co-operatives Division	Rural Development Academy	Training on Plumbing and Pipe Fitting	Construction	40	40	40	40	40	200
314	Rural Development and Co-operatives Division	Rural Development Academy	Poultry Production and Management	Livestock	60	60	60	60	30	270
315	Rural Development and Co-operatives Division	Rural Development Academy	Agri Entrepreneurship Development	Agriculture	50	50	50	50	60	260

S.N.	Name of Ministry/ Division	Name of Agency	Name of Occupation	Sector	Training Target					
					2022-23	2023-24	2024-25	2025-26	2026-27	Total
				Agency Total	595	585	565	395	570	2,710
316	Rural Development and Co-operatives Division	Small Farmers Development Foundation (SFDF)	Fish Cultivation	Fisheries	1,400	1,400	1,550	1,650	1,750	7,750
317	Rural Development and Co-operatives Division	Small Farmers Development Foundation (SFDF)	Cow rearing	Livestock	1,300	1,500	1,500	1,600	1,700	7,600
318	Rural Development and Co-operatives Division	Small Farmers Development Foundation (SFDF)	Poultry	Livestock	1,300	1,500	1,600	1,600	1,700	7,700
319	Rural Development and Co-operatives Division	Small Farmers Development Foundation (SFDF)	Gardening /Nursery	Agriculture	1,500	1,500	1,600	1,900	2,000	8,500
320	Rural Development and Co-operatives Division	Small Farmers Development Foundation (SFDF)	Beef Fattening	Livestock	1,500	1,600	1,750	1,750	1,850	8,450
				Agency Total	7,000	7,500	8,000	8,500	9,000	40,000
321	Rural Development and Co-operatives Division	Bangladesh Academy for Rural Development	Mushroom Cultivation and Food Processing	Agro Food	180	60	60	0	60	360
322	Rural Development and Co-operatives Division	Bangladesh Academy for Rural Development	Women Development Course	Others	150	120	120	0	0	390
323	Rural Development and Co-operatives Division	Bangladesh Academy for Rural Development	Training Course on Women Entrepreneurship through increasing apicultural productivity and processing	Agriculture	120	150	150	150	0	570
324	Rural Development and Co-operatives Division	Bangladesh Academy for Rural Development	Training Course on Garment Manufacturing; Fashion Design Activities and Merchandise Resource center Building	Textile and RMG	120	30	30	0	0	180

S.N.	Name of Ministry/ Division	Name of Agency	Name of Occupation	Sector	Training Target					
					2022-23	2023-24	2024-25	2025-26	2026-27	Total
325	Rural Development and Co-operatives Division	Bangladesh Academy for Rural Development	Solar Technology for women entrepreneurs	Informal	60	60	60	0	0	180
326	Rural Development and Co-operatives Division	Bangladesh Academy for Rural Development	Vermicompost Production	Agriculture	300	150	150	120	30	750
327	Rural Development and Co-operatives Division	Bangladesh Academy for Rural Development	Fruit Cultivation	Agriculture	300	30	60	30	30	450
328	Rural Development and Co-operatives Division	Bangladesh Academy for Rural Development	Fish Cultivation	Fisheries	150	60	30	30	30	300
329	Rural Development and Co-operatives Division	Bangladesh Academy for Rural Development	Poultry Rearing	Livestock	240	60	30	30	30	390
330	Rural Development and Co-operatives Division	Bangladesh Academy for Rural Development	Vegetable seed production	Agriculture	300	30	30	30	30	420
331	Rural Development and Co-operatives Division	Bangladesh Academy for Rural Development	Dairy Farming	Livestock	240	30	30	30	30	360
332	Rural Development and Co-operatives Division	Bangladesh Academy for Rural Development	Rice Seed production and Storage	Agriculture	300	30	30	30	30	420
333	Rural Development and Co-operatives Division	Bangladesh Academy for Rural Development	Modern Irrigation & Water Management in Crop Production	Agriculture	150	30	30	30	30	270
334	Rural Development and Co-operatives Division	Bangladesh Academy for Rural Development	Beef Fattening	Livestock	150	30	0	0	0	180
335	Rural Development and Co-operatives Division	Bangladesh Academy for Rural Development	Poultry Rearing	Livestock	300	30	0	0	0	330

S.N.	Name of Ministry/ Division	Name of Agency	Name of Occupation	Sector	Training Target					
					2022-23	2023-24	2024-25	2025-26	2026-27	Total
336	Rural Development and Co-operatives Division	Bangladesh Academy for Rural Development	Nursery Development	Agriculture	150	30	30	30	30	270
337	Rural Development and Co-operatives Division	Bangladesh Academy for Rural Development	Goat and Sheep Rearing	Livestock	150	30	30	30	30	270
338	Rural Development and Co-operatives Division	Bangladesh Academy for Rural Development	Vegetable Cultivation	Agriculture	150	30	30	30	30	270
339	Rural Development and Co-operatives Division	Bangladesh Academy for Rural Development	House Keeping	Tourism and Hospitality	60	350	0	0	0	410
340	Rural Development and Co-operatives Division	Bangladesh Academy for Rural Development	Entrepreneurship Development	Agriculture	0	0	150	300	150	600
341	Rural Development and Co-operatives Division	Bangladesh Academy for Rural Development	Tailoring, Block, Boutique for Women	Informal	0	0	300	150	150	600
342	Rural Development and Co-operatives Division	Bangladesh Academy for Rural Development	Training Course on Beauty Parlour	Informal	0	0	300	150	150	600
343	Rural Development and Co-operatives Division	Bangladesh Academy for Rural Development	Training Course on Basic Computer Application and ICT for University/College students	ICT	0	0	300	150	150	600
344	Rural Development and Co-operatives Division	Bangladesh Academy for Rural Development	Development Management	Others	0	0	30	0	0	30
345	Rural Development and Co-operatives Division	Bangladesh Academy for Rural Development	Hotel Management	Tourism and Hospitality	0	0	120	0	0	120
Agency Total					3,570	1,340	2,100	1,320	990	9,320

S.N.	Name of Ministry/ Division	Name of Agency	Name of Occupation	Sector	Training Target					
					2022-23	2023-24	2024-25	2025-26	2026-27	Total
346	Rural Development and Co-operatives Division	Department of Cooperatives	Basic computer	ICT	600	625	650	700	750	3,325
347	Rural Development and Co-operatives Division	Department of Cooperatives	Block & batik	Informal	650	675	700	725	750	3,500
348	Rural Development and Co-operatives Division	Department of Cooperatives	Electrical	Light Engineering	400	450	475	500	550	2,375
349	Rural Development and Co-operatives Division	Department of Cooperatives	Crystal	Informal	350	0	0	0	0	350
350	Rural Development and Co-operatives Division	Department of Cooperatives	Plumbing	Construction	50	75	100	125	150	500
351	Rural Development and Co-operatives Division	Department of Cooperatives	Mushroom	Agriculture	100	125	150	175	200	750
352	Rural Development and Co-operatives Division	Department of Cooperatives	Mobile servicing	Informal	350	375	400	425	450	2,000
353	Rural Development and Co-operatives Division	Department of Cooperatives	Cattle fattening	Livestock	300	325	350	375	400	1,750
354	Rural Development and Co-operatives Division	Department of Cooperatives	Cow rearing	Livestock	1,500	1,550	1,575	1,600	1,650	7,875
355	Rural Development and Co-operatives Division	Department of Cooperatives	Beekeeping	Agriculture	150	175	200	225	250	1,000
356	Rural Development and Co-operatives Division	Department of Cooperatives	Fish farming	Fisheries	100	125	150	200	250	825

S.N.	Name of Ministry/ Division	Name of Agency	Name of Occupation	Sector	Training Target					
					2022-23	2023-24	2024-25	2025-26	2026-27	Total
357	Rural Development and Co-operatives Division	Department of Cooperatives	Pottery	Informal	350		0	0	0	350
358	Rural Development and Co-operatives Division	Department of Cooperatives	Outsourcing	ICT	125	150	175	200	250	900
359	Rural Development and Co-operatives Division	Department of Cooperatives	Food Processing	Agro Food	0	50	75	100	150	375
360	Rural Development and Co-operatives Division	Department of Cooperatives	Beautification	Informal	0	50	75	100	125	350
361	Rural Development and Co-operatives Division	Department of Cooperatives	Tailoring	Textile and RMG	425	450	475	500	550	2,400
				Agency Total	5450	5200	5550	5950	6475	28625
362	Rural Development and Co-operatives Division	Bangladesh Rural Development Board	Cattle Rearing	Livestock	0	1,550	1,600	1,600	1,650	6,400
363	Rural Development and Co-operatives Division	Bangladesh Rural Development Board	Fish Cultivation	Fisheries	0	1,200	400	450	500	2,550
364	Rural Development and Co-operatives Division	Bangladesh Rural Development Board	Duck & Poultry Rearing	Livestock	0	640	300	300	300	1,540
365	Rural Development and Co-operatives Division	Bangladesh Rural Development Board	Minor Crops Production & Marketing	Agriculture	0	13,470	13,920	300	350	28,040
366	Rural Development and Co-operatives Division	Bangladesh Rural Development Board	Vermin-compost	Agriculture	0	1,150	1,150	250	250	2,800

S.N.	Name of Ministry/ Division	Name of Agency	Name of Occupation	Sector	Training Target					
					2022-23	2023-24	2024-25	2025-26	2026-27	Total
367	Rural Development and Co-operatives Division	Bangladesh Rural Development Board	Mushroom Cultivation	Agriculture	0	600	450	450	450	1,950
368	Rural Development and Co-operatives Division	Bangladesh Rural Development Board	Food Processing & Preservation	Agriculture	0	300	300	360	210	1,170
369	Rural Development and Co-operatives Division	Bangladesh Rural Development Board	Fruit Cultivation	Agriculture	0	300	300	150	150	900
370	Rural Development and Co-operatives Division	Bangladesh Rural Development Board	Sewing & Embroidery	Informal	0	1,950	2,000	2,000	2,050	8,000
371	Rural Development and Co-operatives Division	Bangladesh Rural Development Board	Tailoring	Textile and RMG	0	1,340	1,300	1,350	1,400	5,390
372	Rural Development and Co-operatives Division	Bangladesh Rural Development Board	Basic Computer	ICT	0	300	350	350	400	1,400
373	Rural Development and Co-operatives Division	Bangladesh Rural Development Board	Mobile Repairing and Servicing	Informal	0	300	300	350	400	1,350
374	Rural Development and Co-operatives Division	Bangladesh Rural Development Board	Plumbing & Pipefitting	Construction	0	160	160	200	200	720
375	Rural Development and Co-operatives Division	Bangladesh Rural Development Board	Welding & Fabrication	Light Engineering	0	160	160	200	200	720
376	Rural Development and Co-operatives Division	Bangladesh Rural Development Board	General Electrician	Light Engineering	0	900	950	600	600	3,050
377	Rural Development and Co-operatives Division	Bangladesh Rural Development Board	General Mechanic	Light Engineering	0	250	300	300	300	1,150

S.N.	Name of Ministry/ Division	Name of Agency	Name of Occupation	Sector	Training Target					
					2022-23	2023-24	2024-25	2025-26	2026-27	Total
378	Rural Development and Co-operatives Division	Bangladesh Rural Development Board	Carpenters	Furniture	0	90	90	90	90	360
379	Rural Development and Co-operatives Division	Bangladesh Rural Development Board	Solar Panel Technician	Construction	0	140	140	140	140	560
380	Rural Development and Co-operatives Division	Bangladesh Rural Development Board	Motor Driving	Transport	0	60	60	90	90	300
381	Rural Development and Co-operatives Division	Bangladesh Rural Development Board	Kitchen Gardening	Agriculture	0	300	300	300	300	1,200
382	Rural Development and Co-operatives Division	Bangladesh Rural Development Board	Handicraft	Informal	0	2,100	2,150	2,200	2,250	8,700
383	Rural Development and Co-operatives Division	Bangladesh Rural Development Board	beauty parlor	Beauty and wellness	0	120	120	120	120	480
384	Rural Development and Co-operatives Division	Bangladesh Rural Development Board	Mother & Child Health	Health and Pharmaceuticals	0	120	120	120	60	420
	Agency Total				0	27,500	26,920	12,270	12,460	79,150
385	ICT Division	Department of ICT	IT Service Provider	ICT	0	0	5,200	5200		10,400
386	ICT Division	Department of ICT	Woman Freelancer	ICT	0	0	5,200	5200		10,400
387	ICT Division	Department of ICT	Call Center Agent	ICT	0	0	575	500		1,075
388	ICT Division	Department of ICT	Women Ecommerce Professional	ICT	0	0	1625	1625		3,250
389	ICT Division	Department of ICT	End user orientation Before Internet Connection	ICT	0	0	6,545	6,545	6,545	19,635
390	ICT Division	Department of ICT	eLearning Training	ICT	0	0	3,273	3,273	3273	9,819
391	ICT Division	Department of ICT	Training on Specialized Lab Central Platform	ICT	0	0	3,273	3,273	3273	9,819

S.N.	Name of Ministry/ Division	Name of Agency	Name of Occupation	Sector	Training Target					
					2022-23	2023-24	2024-25	2025-26	2026-27	Total
392	ICT Division	Department of ICT	Master Trainer for Digital Village	ICT	0	0	80	60	60	200
393	ICT Division	Department of ICT	ToT for Farmers	ICT	0	0	6,666	6,666	6666	19,998
394	ICT Division	Department of ICT	Training on digital learning	ICT	0	0				0
395	ICT Division	Department of ICT	Smart Health Kit	ICT	0	0	200	175		375
396	ICT Division	Department of ICT	Conduct tele school	ICT	0	0	40	40		80
397	ICT Division	Department of ICT	National Research Paper management system	ICT	0	0	1150	1150		2,300
398	ICT Division	Department of ICT	Game Art & Integration	ICT	0	0	150	200	100	450
399	ICT Division	Department of ICT	2D/3D Character Animation with Autodesk & 3Ds Max	ICT	0	0	150	150	50	350
400	ICT Division	Department of ICT	3D Modeling with Maya & Zbrush	ICT	0	0	150	150	50	350
401	ICT Division	Department of ICT	Visual Effects for Film & TV	ICT	0	0	400	400	150	950
402	ICT Division	Department of ICT	Digital Photography	ICT	0	0	50	100	50	200
403	ICT Division	Department of ICT	Sound Design and Mixing	ICT	0	0	250	250	150	650
404	ICT Division	Department of ICT	Content Writing	ICT	0	0	50	125	50	225
405	ICT Division	Department of ICT	Object Oriented Programming (Java)	ICT	0	0	50	100	50	200
406	ICT Division	Department of ICT	Motion Graphics with Adobe Creative Cloud	ICT	0	0	50	100	50	200
407	ICT Division	Department of ICT	Digital Art	ICT	0	0	50	150	50	250
408	ICT Division	Department of ICT	Graphics Design with Adobe Creative Cloud	ICT	0	0	50	100	50	200
409	ICT Division	Department of ICT	Broadcasting & Online Media	ICT	0	0	50	150	50	250
410	ICT Division	Department of ICT	Dynamic Web Development	ICT	0	0	50	100	50	200
				Agency Total	0	0	35327	35782	20717	91826

S.N.	Name of Ministry/ Division	Name of Agency	Name of Occupation	Sector	Training Target					
					2022-23	2023-24	2024-25	2025-26	2026-27	Total
411	ICT Division	Learning and Earning Development Project, ICT Division	Professional Outsourcing Training - Graphics Design	ICT	14,000	0	0	0	0	14,000
412	ICT Division	Learning and Earning Development Project, ICT Division	Professional Outsourcing Training - Web Design and Development	ICT	15,000	0	0	0	0	15,000
413	ICT Division	Learning and Earning Development Project, ICT Division	Professional Outsourcing Training - Digital Marketing	ICT	11,000	0	0	0	0	11,000
414	ICT Division	Learning and Earning Development Project, ICT Division	Basic IT Training via Caravan Bus	ICT	25,000	25,000	50,000	66,320	0	166,320
415	ICT Division	Learning and Earning Development Project, ICT Division	Professional Outsourcing Training - Phase 2	ICT	0	0	3,500	3,500	3,500	10,500
416	ICT Division	Learning and Earning Development Project, ICT Division	Freelancers to Entrepreneur	ICT	0		0	5,000	5,000	10,000
			Agency Total		65,000	25,000	53,500	74,820	8,500	226,820
417	ICT Division	Office of the Controller of Certifying Authorities (CCA)	SIEM Design and Implementation (10)	ICT	0	10	30	30	30	100
418	ICT Division	Office of the Controller of Certifying Authorities (CCA)	Enterprise threat and Vulnerability Assessment (10)	ICT	0	10	30	30	30	100
419	ICT Division	Office of the Controller of Certifying Authorities (CCA)	Network Penetration Testing and Ethical Hacking (10)	ICT	0	10	30	30	30	100
420	ICT Division	Office of the Controller of Certifying Authorities (CCA)	Public key Infrastructure Training	ICT	0	0	30	500	500	1,030
			Agency Total		0	30	120	590	590	1,330

S.N.	Name of Ministry/ Division	Name of Agency	Name of Occupation	Sector	Training Target					
					2022-23	2023-24	2024-25	2025-26	2026-27	Total
421	ICT Division	Bangladesh Computer Council (BCC)	Introduction to Office Application and Unicode Bangla Under WID	ICT	84	88	93	97	102	464
422	ICT Division	Bangladesh Computer Council (BCC)	Training Program on Cyber Security Essential	ICT	30	45	68	101	152	396
423	ICT Division	Bangladesh Computer Council (BCC)	Training Program on Graphics Design & multimedia & outsourcing Technique	ICT	90	135	203	304	456	1,188
424	ICT Division	Bangladesh Computer Council (BCC)	Training Program on Web Site Design and Web Application Development & Outsourcing Technique	ICT	30	45	68	101	152	396
425	ICT Division	Bangladesh Computer Council (BCC)	Training Program on Digital Marketing	ICT	17	25	37	56	84	219
426	ICT Division	Bangladesh Computer Council (BCC)	Hardware Maintenance and Troubleshooting	ICT	60	90	135	203	304	792
427	ICT Division	Bangladesh Computer Council (BCC)	Training Program on Python	ICT	30	45	68	101	152	396
428	ICT Division	Bangladesh Computer Council (BCC)	Training Program on Big Data Analytics	ICT	30	45	68	101	152	396
429	ICT Division	Bangladesh Computer Council (BCC)	Introduction to Office Application & Unicode Bangla (ICAP)	ICT	500	1,060	1,100	1,150	1,200	5,010
430	ICT Division	Bangladesh Computer Council (BCC)	Development of Women Entrepreneurship under Women ICT Frontier Initiative (WIFI)	ICT	250	260	280	300	350	1,440
431	ICT Division	Bangladesh Computer Council (BCC)	Introduction to Computer and Application Packages (ICAP)	ICT	40	100	120	120	130	510
				Agency Total	1161	1938	2240	2634	3234	11207

S.N.	Name of Ministry/ Division	Name of Agency	Name of Occupation	Sector	Training Target					
					2022-23	2023-24	2024-25	2025-26	2026-27	Total
432	Road Transport and Highways Division	Bangladesh Road Transport Corporation	Basic Driving (Light)	Transport	7,000	7,500	8,000	8,500	9,000	40,000
433	Road Transport and Highways Division	Bangladesh Road Transport Corporation	Basic Driving (Heavy)	Transport	800	850	900	950	1,000	4,500
434	Road Transport and Highways Division	Bangladesh Road Transport Corporation	Basic Auto Mechanism	Transport	400	450	500	550	600	2,500
			Agency Total		8,200	8,800	9,400	10,000	10,600	47,000
435	Ministry of Social Welfare	Department of Social Service	Computer Office Applications	ICT	15818	20,250	26500	28300	30200	121,068
436	Ministry of Social Welfare	Department of Social Service	Hardware and Networking	Construction	0	0	0	0	200	200
437	Ministry of Social Welfare	Department of Social Service	Refrigeration and Air Conditioning	Light Engineering	0	0	0	0	100	100
438	Ministry of Social Welfare	Department of Social Service	Dress Making and Tailoring	Informal	200	1000	1000	1000	1,000	4,200
439	Ministry of Social Welfare	Department of Social Service	Certificate in Beautification	Beauty and wellness	100	500	500	500	500	2,100
440	Ministry of Social Welfare	Department of Social Service	Mobile Phone Servicing	Informal	0	0	0	100	0	100
441	Ministry of Social Welfare	Department of Social Service	Proficiency In English Communication	Others	50	200	200	200	200	850
442	Ministry of Social Welfare	Department of Social Service	Graphics Design and Multimedia	ICT	150	500	500	500	500	2,150
443	Ministry of Social Welfare	Department of Social Service	Block Batik and Printing	Informal	50	200	200	200	200	850
444	Ministry of Social Welfare	Department of Social Service	Radio and Television Service	ICT	0	0	0	50		50
445	Ministry of Social Welfare	Department of Social Service	Driving cum auto mechanics	Transport	0	0	0	100	100	200

S.N.	Name of Ministry/ Division	Name of Agency	Name of Occupation	Sector	Training Target					
					2022-23	2023-24	2024-25	2025-26	2026-27	Total
446	Ministry of Social Welfare	Department of Social Service	Travel Tourism and Ticketing	Tourism and Hospitality	0	0	0	0	100	100
447	Ministry of Social Welfare	Department of Social Service	Aminship	Construction	150	1000	1000	1000	1000	4,150
448	Ministry of Social Welfare	Department of Social Service	Horticulture Nursery	Agriculture	0	0	0	100		100
449	Ministry of Social Welfare	Department of Social Service	AutoCAD	ICT	20	30	30	30	30	140
450	Ministry of Social Welfare	Department of Social Service	Food & Beverage Production	Tourism and Hospitality	20	100	100	100	100	420
451	Ministry of Social Welfare	Department of Social Service	Certificate in Pattern Making	Informal	20	100	100	100	100	420
				Agency Total	16,578	23,880	30,130	32,280	34,330	137,198
452	Ministry of Textile & Jute	Bangladesh Jute Mills Corporation (BJMC)	TOT	Jute	0	25	10	10	10	55
453	Ministry of Textile & Jute	Bangladesh Jute Mills Corporation (BJMC)	TOA	Jute	0	10	10	10	10	40
				Agency Total	0	35	20	20	20	95
454	Ministry of Women and Children's Affairs	Jatiyo Mohila Sangstha	Block and Batic	Informal	60	60	60	60	60	300
455	Ministry of Women and Children's Affairs	Jatiyo Mohila Sangstha	Catering	Tourism and Hospitality	120	120	120	120	120	600
456	Ministry of Women and Children's Affairs	Jatiyo Mohila Sangstha	Sewing and Embroidery	Informal	1,915	2,550	2,550	2,550	2,550	12,115
457	Ministry of Women and Children's Affairs	Jatiyo Mohila Sangstha	Computer Office application	ICT	3,200	3200	3200	3200	3200	16,000
458	Ministry of Women and Children's Affairs	Jatiyo Mohila Sangstha	Graphic Design and Multimedia	ICT	3,200	3200	3200	3200	3200	16,000

S.N.	Name of Ministry/ Division	Name of Agency	Name of Occupation	Sector	Training Target					
					2022-23	2023-24	2024-25	2025-26	2026-27	Total
459	Ministry of Women and Children's Affairs	Jatiyo Mohila Sangstha	Beautification	Informal	113	150	150	150	150	713
460	Ministry of Women and Children's Affairs	Jatiyo Mohila Sangstha	Catering	Tourism and Hospitality	4000	5600	5600	5600	5600	26,400
461	Ministry of Women and Children's Affairs	Jatiyo Mohila Sangstha	Fashion Design	Informal	4000	5600	5600	5600	5600	26,400
462	Ministry of Women and Children's Affairs	Jatiyo Mohila Sangstha	Business Management	Others	8000	15000	15000	15000	15000	68,000
463	Ministry of Women and Children's Affairs	Jatiyo Mohila Sangstha	Sewing & Embroidery	Informal	10,350	10350	10350	10350	10350	51,750
464	Ministry of Women and Children's Affairs	Jatiyo Mohila Sangstha	Block Batic Screen Print	Informal	2,925	3900	3900	3900	3900	18,525
465	Ministry of Women and Children's Affairs	Jatiyo Mohila Sangstha	Soap, Candle, and showpieces making	Informal	1,350	1800	1800	1800	1800	8,550
466	Ministry of Women and Children's Affairs	Jatiyo Mohila Sangstha	Binding & Packaging	Informal	225	300	300	300	300	1,425
467	Ministry of Women and Children's Affairs	Jatiyo Mohila Sangstha	Poultry Products	Livestock	337	450	450	450	450	2,137
468	Ministry of Women and Children's Affairs	Jatiyo Mohila Sangstha	Food Processing & Preservation	Agriculture	338	450	450	450	450	2,138
469	Ministry of Women and Children's Affairs	Jatiyo Mohila Sangstha	Lather Products	Leather & Leather Goods	225	300	300	300	300	1,425

S.N.	Name of Ministry/ Division	Name of Agency	Name of Occupation	Sector	Training Target					
					2022-23	2023-24	2024-25	2025-26	2026-27	Total
470	Ministry of Women and Children's Affairs	Jatiyo Mohila Sangstha	Nakshi Katha & Cutting	Informal	900	1200	1200	1200	1200	5,700
471	Ministry of Women and Children's Affairs	Jatiyo Mohila Sangstha	Mobile Servicing	Informal	112	150	150	150	150	712
472	Ministry of Women and Children's Affairs	Jatiyo Mohila Sangstha	Beautification	Informal	4000	5600	5600	4600	5600	25,400
				Agency Total	45,370	59,980	59,980	58,980	59,980	284,290
473	Ministry of Women and Children's Affairs	Department of Women Affairs	Beautification	Informal	14,229	4,640	4,640	4,640	4,640	32,789
474	Ministry of Women and Children's Affairs	Department of Women Affairs	Dress Making and Tailoring	Informal	31,123	21,510	21,510	21,510	21,510	117,163
475	Ministry of Women and Children's Affairs	Department of Women Affairs	Block Batic and Tidi	Informal	14,011	3,630	3,630	3,630	3,630	28,531
476	Ministry of Women and Children's Affairs	Department of Women Affairs	Fashion Design	Informal	400	200	200	200	200	1,200
477	Ministry of Women and Children's Affairs	Department of Women Affairs	Satranji Making and Handicrafts	Informal	350	0	0	0	0	350
478	Ministry of Women and Children's Affairs	Department of Women Affairs	Crystal Showpiece and Decorated Candle Making	Informal	5,300	3,200	3,200	3,200	3,200	18,100
479	Ministry of Women and Children's Affairs	Department of Women Affairs	Mushroom cultivation	Agriculture	1,064	440	440	440	440	2,824
480	Ministry of Women and Children's Affairs	Department of Women Affairs	Bee farming	Agriculture	1,064	160	160	160	160	1,704

S.N.	Name of Ministry/ Division	Name of Agency	Name of Occupation	Sector	Training Target					
					2022-23	2023-24	2024-25	2025-26	2026-27	Total
481	Ministry of Women and Children's Affairs	Department of Women Affairs	Vermin compost	Agriculture	1,065	430	430	430	430	2,785
482	Ministry of Women and Children's Affairs	Department of Women Affairs	Front Desk Management and Salesmanship	Others	200	200	200	200	200	1,000
483	Ministry of Women and Children's Affairs	Department of Women Affairs	Computer Servicing and Repairing and Mobile phone Servicing and Repairing	ICT	500	400	400	400	400	2,100
484	Ministry of Women and Children's Affairs	Department of Women Affairs	Mobile phone Servicing	Informal	1,070	1,360	1,360	1,360	1,360	6,510
485	Ministry of Women and Children's Affairs	Department of Women Affairs	Motor Driving	Transport	90	160	160	160	160	730
486	Ministry of Women and Children's Affairs	Department of Women Affairs	Computer Office Application/ Basic computer training	ICT	1,288	1,560	1,560	1,560	1,560	7,528
487	Ministry of Women and Children's Affairs	Department of Women Affairs	Crabs Cultivation	Agriculture	540	0	0	0	0	540
488	Ministry of Women and Children's Affairs	Department of Women Affairs	Food Processing	Agro Food	1,560	2,400	2,400	2,400	2,400	11,160
489	Ministry of Women and Children's Affairs	Department of Women Affairs	Karchupi and puthi Sewing	Informal	240	320	320	320	320	1,520
490	Ministry of Women and Children's Affairs	Department of Women Affairs	Show Piece Making	Informal	1,740	2,640	2,640	2,640	2,640	12,300
491	Ministry of Women and Children's Affairs	Department of Women Affairs	Paper Box making and packaging	Informal	1,080	1,680	1,680	1,680	1,680	7,800

S.N.	Name of Ministry/ Division	Name of Agency	Name of Occupation	Sector	Training Target					
					2022-23	2023-24	2024-25	2025-26	2026-27	Total
492	Ministry of Women and Children's Affairs	Department of Women Affairs	Kitchen Gardening/Nursery	Agriculture	420	560	560	560	560	2,660
493	Ministry of Women and Children's Affairs	Department of Women Affairs	Bag making by Jute and Cloth	Jute	540	720	720	720	720	3,420
494	Ministry of Women and Children's Affairs	Department of Women Affairs	Industrial Sewing Machine Operation and Maintenance	Textile and RMG	600	800	800	800	800	3,800
495	Ministry of Women and Children's Affairs	Department of Women Affairs	Dry Fish Processing	Agro Food	540	0	0	0	0	540
496	Ministry of Women and Children's Affairs	Department of Women Affairs	Motor Cycle Service Mechanics	Light Engineering	27	40	40	40	40	187
497	Ministry of Women and Children's Affairs	Department of Women Affairs	Consumer Electronics	Light Engineering	52	75	75	75	75	352
498	Ministry of Women and Children's Affairs	Department of Women Affairs	Electrician	Light Engineering	53	75	75	75	75	353
499	Ministry of Women and Children's Affairs	Department of Women Affairs	Pastry and Bakery Production	Agro Food	44	220	220	220	220	924
500	Ministry of Women and Children's Affairs	Department of Women Affairs	Embroidery and Karchupi	Informal	26	120	120	120	120	506
501	Ministry of Women and Children's Affairs	Department of Women Affairs	House keeping and care Giving	Tourism and Hospitality	75	100	100	100	100	475
502	Ministry of Women and Children's Affairs	Department of Women Affairs	Skill development of Cooperative leaders	Others	659	880	880	880	880	4,179

S.N.	Name of Ministry/ Division	Name of Agency	Name of Occupation	Sector	Training Target					
					2022-23	2023-24	2024-25	2025-26	2026-27	Total
503	Ministry of Women and Children's Affairs	Department of Women Affairs	Mixed Agriculture and Fisheries	Agriculture	45	60	60	60	60	285
				Agency Total	79,995	48,580	48,580	48,580	48,580	274,315
504	Ministry of Women and Children's Affairs	Joyeeta Foundation	ecommerce for Entrepreneurship	Others	0	625	625	625	625	2,500
505	Ministry of Women and Children's Affairs	Joyeeta Foundation	Online business Management software	Others	0	250	250	250	250	1,000
506	Ministry of Women and Children's Affairs	Joyeeta Foundation	Design Development Course for Entrepreneur	Others	1440	500	500	500	500	3,440
507	Ministry of Women and Children's Affairs	Joyeeta Foundation	Modern Skill Development Course	Others	0	500	500	500	500	2,000
508	Ministry of Women and Children's Affairs	Joyeeta Foundation	Basic Business Management Course	Others	0	500	500	500	500	2,000
509	Ministry of Women and Children's Affairs	Joyeeta Foundation	Entrepreneurship Development Course	Others	0	500	500	500	500	2,000
510	Ministry of Women and Children's Affairs	Joyeeta Foundation	Price List Fixation & New Food menu for food stall	Others	0	125	125	125	125	500
				Agency Total	1440	3000	3000	3000	3000	13440
511	Ministry of Youth and Sports	Department of Youth Development	Free lancing Outsourcing	Others	2,000	2,200	2,500	2,500	2,700	11,900
512	Ministry of Youth and Sports	Department of Youth Development	Dress Making	Informal	6,800	7,000	7,000	7,000	7,000	34,800
513	Ministry of Youth and Sports	Department of Youth Development	Block, Batik & Screen Printing	Informal	750	850	1,100	1,200	1,200	5,100
514	Ministry of Youth and Sports	Department of Youth Development	Fashion Design	Informal	390	515	540	540	590	2,575

S.N.	Name of Ministry/ Division	Name of Agency	Name of Occupation	Sector	Training Target					
					2022-23	2023-24	2024-25	2025-26	2026-27	Total
515	Ministry of Youth and Sports	Department of Youth Development	Oven Sewing Machine Operating	Textile and RMG	720	720	720	720	720	3,600
516	Ministry of Youth and Sports	Department of Youth Development	Beautification & Hair Cutting	Beauty and wellness	1,200	1,500	2,000	2,500	3,000	10,200
517	Ministry of Youth and Sports	Department of Youth Development	Food & Beverage Production Service	Agro Food	60	100	200	350	500	1,210
518	Ministry of Youth and Sports	Department of Youth Development	Tourist Guide & Communicative English	Tourism and Hospitality	0	500	600	750	900	2,750
519	Ministry of Youth and Sports	Department of Youth Development	Housekeeping, Laundry Operation & Communicative English	Tourism and Hospitality	120	300	420	540	600	1,980
520	Ministry of Youth and Sports	Department of Youth Development	Front Desk Management	Others	0	300	400	500	600	1,800
521	Ministry of Youth and Sports	Department of Youth Development	Arabic Language Literacy	Others	40	40	40	40	40	200
522	Ministry of Youth and Sports	Department of Youth Development	English Language Literacy	Others	120	400	400	600	600	2,120
523	Ministry of Youth and Sports	Department of Youth Development	Handicraft	Informal	0	500	600	720	864	2,684
524	Ministry of Youth and Sports	Department of Youth Development	Fish Culture	Fisheries	10,000	10,000	10,000	10,000	10,000	50,000
525	Ministry of Youth and Sports	Department of Youth Development	Entrepreneur from self-employee	Others	1,920	2,500	3,000	3,500	4,000	14,920
526	Ministry of Youth and Sports	Department of Youth Development	Mobile Phone Servicing & Repairing	Informal	1,800	1,800	1,800	1,800	1,800	9,000
527	Ministry of Youth and Sports	Department of Youth Development	Livestock, Poultry Rearing, Primary Health Care, Fisheries & Agro Food	Agro Food	7,740	11,520	11,520	11,520	11,520	53,820
528	Ministry of Youth and Sports	Department of Youth Development	Agro Food & Horticulture	Agro Food	3,000	3,500	4,000	4,500	5,000	20,000
529	Ministry of Youth and Sports	Department of Youth Development	Milk Cow Rearing & Beef Fattening	Livestock	3,000	3,500	4,000	4,500	5,000	20,000

S.N.	Name of Ministry/ Division	Name of Agency	Name of Occupation	Sector	Training Target					
					2022-23	2023-24	2024-25	2025-26	2026-27	Total
530	Ministry of Youth and Sports	Department of Youth Development	Poultry Rearing	Livestock	5,120	5,120	5,120	5,120	5,120	25,600
531	Ministry of Youth and Sports	Department of Youth Development	Computer Basic and ICT Application	ICT	9,940	9,940	9,940	9,940	9,940	49,700
532	Ministry of Youth and Sports	Department of Youth Development	Professional Graphics Design	ICT	700	700	700	700	700	3,500
533	Ministry of Youth and Sports	Department of Youth Development	Electrical & House wiring	Construction	3,660	3,660	3,660	3,660	3,660	18,300
534	Ministry of Youth and Sports	Department of Youth Development	Electronics	Light Engineering	3,720	3,720	3,720	3,720	3,720	18,600
535	Ministry of Youth and Sports	Department of Youth Development	Refrigeration & Air-conditioning	Light Engineering	3,360	3,360	3,360	3,360	3,360	16,800
536	Ministry of Youth and Sports	Department of Youth Development	Data Base Management & Networking	ICT	275	330	396	475	570	2,046
537	Ministry of Youth and Sports	Department of Youth Development	Youth Kitchen training	Tourism and Hospitality	375	750	1,250	1,600	1,600	5,575
538	Ministry of Youth and Sports	Department of Youth Development	Electrical & House wiring and Solar System	Light Engineering	450	540	648	778	934	3,350
539	Ministry of Youth and Sports	Department of Youth Development	Welding	Construction	260	350	500	750	1,000	2,860
				Agency Total	67,520	76,215	80,134	83,883	87,238	394,990
540		Mirpur Agricultural Workshop and Training School (MAWTS)	Auto Electricity	Transport	20	22	25	32	35	134
541		Mirpur Agricultural Workshop and Training School (MAWTS)	Automobile	Transport	10	10	12	15	15	62
542		Mirpur Agricultural Workshop and Training School (MAWTS)	Battery technician	Light Engineering	10	10	12	15	15	62
543		Mirpur Agricultural Workshop and Training School (MAWTS)	Motor Cycle Repair	Light Engineering	10	10	12	15	15	62

S.N.	Name of Ministry/ Division	Name of Agency	Name of Occupation	Sector	Training Target					
					2022-23	2023-24	2024-25	2025-26	2026-27	Total
544		Mirpur Agricultural Workshop and Training School (MAWTS)	Petrol and Diesel Engine Mechanic	Light Engineering	10	10	12	15	15	62
545		Mirpur Agricultural Workshop and Training School (MAWTS)	Finishing carpenter	Construction	10	10	12	15	15	62
546		Mirpur Agricultural Workshop and Training School (MAWTS)	Gypsum Work (Interior Design)	Construction	10	10	12	15	15	62
547		Mirpur Agricultural Workshop and Training School (MAWTS)	Masonry (Mosaic, Tiles Fixer, Marble Stone & Ceramics)	Construction	10	10	10	15	15	60
548		Mirpur Agricultural Workshop and Training School (MAWTS)	Masonry (Plaster, Bricks & Hollow Blocks Setting)	Construction	25	25	30	30	35	145
549		Mirpur Agricultural Workshop and Training School (MAWTS)	Scaffolder	Transport	10	10	10	15	15	60
550		Mirpur Agricultural Workshop and Training School (MAWTS)	Shutter carpenter	Construction	40	42	42	45	45	214
551		Mirpur Agricultural Workshop and Training School (MAWTS)	Steel fixer / Rod binder	Light Engineering	20	20	25	25	30	120
552		Mirpur Agricultural Workshop and Training School (MAWTS)	Electrical (House Wiring)	Light Engineering	358	375	394	413	435	1,975
553		Mirpur Agricultural Workshop and Training School (MAWTS)	Electrical (Motor Rewinding)	Light Engineering	10	10	10	15	15	60
554		Mirpur Agricultural Workshop and Training School (MAWTS)	Industrial Motor Control	Light Engineering	10	10	10	15	15	60

S.N.	Name of Ministry/ Division	Name of Agency	Name of Occupation	Sector	Training Target					
					2022-23	2023-24	2024-25	2025-26	2026-27	Total
555		Mirpur Agricultural Workshop and Training School (MAWTS)	Aluminum fabricator	Light Engineering	10	10	10	15	15	60
556		Mirpur Agricultural Workshop and Training School (MAWTS)	Duct Fabricator, Insulator & Erector	Light Engineering	10	10	10	15	15	60
557		Mirpur Agricultural Workshop and Training School (MAWTS)	Machinist (Lathe, Milling, Shaper & Grinding)	Construction	10	10	10	15	15	60
558		Mirpur Agricultural Workshop and Training School (MAWTS)	Graphic Design	ICT	10	10	10	15	15	60
559		Mirpur Agricultural Workshop and Training School (MAWTS)	Auto Painting & Denting	Construction	10	10	10	15	15	60
560		Mirpur Agricultural Workshop and Training School (MAWTS)	Painting (Building & Spray)	Construction	10	10	10	15	15	60
561		Mirpur Agricultural Workshop and Training School (MAWTS)	Painting (Metal Spray)	Construction	10	10	10	15	15	60
562		Mirpur Agricultural Workshop and Training School (MAWTS)	Plumbing (Pipe fitting & sanitary works)	Construction	282	296	312	330	350	1,570
563		Mirpur Agricultural Workshop and Training School (MAWTS)	Refrigeration & Air condition	Light Engineering	40	40	40	50	50	220
564		Mirpur Agricultural Workshop and Training School (MAWTS)	Pipe fitter (Welding Arc & Gas)	Construction	10	10	10	15	15	60
565		Mirpur Agricultural Workshop and Training School (MAWTS)	Steel Fabricator (Welding Arc & Gas)	Construction	10	10	10	15	15	60

S.N.	Name of Ministry/ Division	Name of Agency	Name of Occupation	Sector	Training Target					
					2022-23	2023-24	2024-25	2025-26	2026-27	Total
566		Mirpur Agricultural Workshop and Training School (MAWTS)	Welding (MIG)	Construction	10	10	10	15	15	60
567		Mirpur Agricultural Workshop and Training School (MAWTS)	Welding TIG	Construction	10	10	10	15	15	60
568		Mirpur Agricultural Workshop and Training School (MAWTS)	Welding (Arc & 1G- 6G position)	Construction	30	30	30	35	35	160
569		Mirpur Agricultural Workshop and Training School (MAWTS)	Welding (Gas)	Construction	10	10	10	15	15	60
			Agency Total		1035	1070	1130	1290	1345	5870
570		Dhaka Ahsania Mission	Electrical Installation & Maintenance	Construction	10	10	10	10	10	50
571		Dhaka Ahsania Mission	Industrial Sewing Machine Operation	Textile and RMG	10	10	10	10	10	50
572		Dhaka Ahsania Mission	Dress Making & Tailoring	Informal	10	10	10	10	10	50
573		Dhaka Ahsania Mission	Certification of Beautification	Informal	10	10	10	10	10	50
574		Dhaka Ahsania Mission	Mobile Phone Servicing	Informal	10	10	10	10	10	50
575		Dhaka Ahsania Mission	General Electronics	ICT	10	10	10	10	10	50
576		Dhaka Ahsania Mission	Sweater Linking Operation	Textile and RMG	10	10	10	10	10	50
577		Dhaka Ahsania Mission	Sweater Knitting Operation	Textile and RMG	0	10	10	10	10	40
578		Dhaka Ahsania Mission	Plumbing & Pipe Fitting	Construction	0	10	10	10	10	40
579		Dhaka Ahsania Mission	Driving Cum Mechanics	Light Engineering	0		10	10	10	30
580		Dhaka Ahsania Mission	Masonry	Construction	0	10	10	10	10	40
581		Dhaka Ahsania Mission	Rod Binding	Construction	0	10	10	10	10	40
582		Dhaka Ahsania Mission	Tile & Marble Fitting	Construction	0	10	10	10	10	40
583		Dhaka Ahsania Mission	Graphic Design	ICT	0	10	10	10	10	40

S.N.	Name of Ministry/ Division	Name of Agency	Name of Occupation	Sector	Training Target					
					2022-23	2023-24	2024-25	2025-26	2026-27	Total
584		Dhaka Ahsania Mission	Refrigeration & air-conditioning	Light Engineering	0	0	0	10	10	20
585		Dhaka Ahsania Mission	Auto CAD	ICT	0	0	0	10	10	20
586		Dhaka Ahsania Mission	Computer Application	ICT	0	0	0	10	10	20
587		Dhaka Ahsania Mission	Block Batic	Informal	0	0	0	10	10	20
588		Dhaka Ahsania Mission	Handi Crafts	Informal	0	0	0	10	10	20
589		Dhaka Ahsania Mission	Food Processing	Agro Food	0	0	0	10	10	20
			Agency Total		70	130	140	200	200	740
590		Agro Food ISC	Food Processing (in different sub-sectors)	Agro Food	2,000	4,000	6,000	8,000	10,000	30,000
591		Agro Food ISC	Food Packaging (in different sub-sectors)	Agro Food	1,500	1,800	2,100	2,300	2,500	10,200
592		Agro Food ISC	Baking	Agro Food	500	600	700	800	900	3,500
593		Agro Food ISC	Food Safety & Hygiene (in different sub-sectors)	Agro Food	500	600	700	800	900	3,500
594		Agro Food ISC	Quality Control (in different sub-sectors)	Agro Food	300	350	400	450	500	2,000
595		Agro Food ISC	Chanachur and Jhuri Processing	Agro Food	50	100	150	200	250	750
596		Agro Food ISC	Food Preparation	Agro Food	50	100	150	200	250	750
597		Agro Food ISC	Rice Processing	Agro Food	10	20	50	80	100	260
598		Agro Food ISC	Puff and Flatten Rice Processing	Agro Food	50	100	150	200	250	750
599		Agro Food ISC	Sweet Meat Making	Agro Food	200	250	300	350	400	1,500
			Agency Total		5,160	7,920	10,700	13,380	16,050	53,210
600		Ceramic ISC (CISC)	Model & Molding	Ceramics	20	20	20	20	20	100
601		Ceramic ISC (CISC)	Forming	Ceramics	20	20	20	20	20	100
602		Ceramic ISC (CISC)	Designing, Decoration & printing	Ceramics	20	20	20	20	20	100
603		Ceramic ISC (CISC)	Body & Glaze preparing	Ceramics	20	20	20	20	20	100
604		Ceramic ISC (CISC)	Glazing	Ceramics	20	20	20	20	20	100
605		Ceramic ISC (CISC)	Firing	Ceramics	20	20	20	20	20	100
606		Ceramic ISC (CISC)	Squaring & polishing	Ceramics	20	20	20	20	20	100

S.N.	Name of Ministry/ Division	Name of Agency	Name of Occupation	Sector	Training Target					
					2022-23	2023-24	2024-25	2025-26	2026-27	Total
607		Ceramic ISC (CISC)	Labouratory test & R&D	Ceramics	20	20	20	20	20	100
608		Ceramic ISC (CISC)	Quality Control	Ceramics	20	0	0	20	0	40
609		Ceramic ISC (CISC)	Packing	Ceramics	20	0	0	20	0	40
610		Ceramic ISC (CISC)	Mechanical Maintenance	Ceramics	0	20	20	0	20	60
611		Ceramic ISC (CISC)	Electrical Maintenance	Light Engineering	0	20	20	0	20	60
				Agency Total	200	200	200	200	200	1000
612		Light Engineering ISC (LEISC)	Refrigeration & Air Conditioning (RAC)	Light Engineering	200	700	700	350	200	2,150
613		Light Engineering ISC (LEISC)	Welding	Light Engineering	200	725	625	300	200	2,050
614		Light Engineering ISC (LEISC)	Electrical Installation & Maintenance (EIM)	Light Engineering	200	775	775	450	200	2,400
615		Light Engineering ISC (LEISC)	Machine Shop Practice (MSP)	Light Engineering	100	525	550	325	150	1,650
616		Light Engineering ISC (LEISC)	CNC Machine Operation	Light Engineering	100	160	160	160	100	680
617		Light Engineering ISC (LEISC)	CAD-CAM Design and Programming	ICT	40	110	130	140	150	570
618		Light Engineering ISC (LEISC)	Master Craftsmanship	Light Engineering	0	700	700	600		2,000
619		Light Engineering ISC (LEISC)	Certificate on PLC	Light Engineering	50	170	110	80	80	490
				Agency Total	890	3865	3750	2405	1080	11990
620		ISC Leather & Leather Goods	Sewing Machine Operation	Textile and RMG	1,200	1,200	1,200	1,200	1,200	6,000
621		ISC Leather & Leather Goods	Machine Operator/ Electrician	Leather & Leather Goods	160	120	100	100	100	580
622		ISC Leather & Leather Goods	Cutting Machine Operator	Leather & Leather Goods	900	600	600	450	450	3,000
623		ISC Leather & Leather Goods	Lasting/Setting & Assembling Operator	Leather & Leather Goods	300	300	240	240	180	1,260

S.N.	Name of Ministry/ Division	Name of Agency	Name of Occupation	Sector	Training Target					
					2022-23	2023-24	2024-25	2025-26	2026-27	Total
624		ISC Leather & Leather Goods	Advance CAD Design & Pattern Cutting Operator	Leather & Leather Goods	360	60	60	60	60	600
625		ISC Leather & Leather Goods	Productivity Improvement Techniques	Leather & Leather Goods	20	20	20	20	20	100
626		ISC Leather & Leather Goods	Supervisory, Management & Leadership Skills Development	Leather & Leather Goods	20	20	20	20	20	100
627		ISC Leather & Leather Goods	Total Quality Management	Leather & Leather Goods	20	20	20	20	20	100
628		ISC Leather & Leather Goods	Standard Social Compliance In Industry	Leather & Leather Goods	20	20	20	20	20	100
629		ISC Leather & Leather Goods	Quality Control & Assurance	Leather & Leather Goods	20	20	20	20	20	100
630		ISC Leather & Leather Goods	Sourcing & Merchandizing	Leather & Leather Goods		60	60	60		180
631		ISC Leather & Leather Goods	Chemical Management	Leather & Leather Goods	120	90	0	0	0	210
632		ISC Leather & Leather Goods	ETP Operation	Leather & Leather Goods	30	30	0	0	0	60
633		ISC Leather & Leather Goods	Basic Tanning Process	Leather & Leather Goods	120	120	120	120	0	480
634		ISC Leather & Leather Goods	Innovations for Leather: Chrome-free tanning and vegetable tanning solutions (eco-friendly leather)	Leather & Leather Goods	0	25	25	25	25	100
635		ISC Leather & Leather Goods	Lean Management	Leather & Leather Goods	0	25	25	25	25	100
636		ISC Leather & Leather Goods	Internal Auditing (Social and Environmental)	Others	0	50	0	0	0	50
637		ISC Leather & Leather Goods	Quality Management System	Leather & Leather Goods	0	25	25	0	0	50

S.N.	Name of Ministry/ Division	Name of Agency	Name of Occupation	Sector	Training Target					
					2022-23	2023-24	2024-25	2025-26	2026-27	Total
638		ISC Leather & Leather Goods	Environmental Management System	Leather & Leather Goods	0	25	25	0	0	50
				Agency Total	3,290	2,830	2,580	2,380	2,140	13,220
639		UCEP	Auto Mechanics	Light Engineering	1,800	1,900	2,000	2,100	2,200	10,000
640		UCEP	Welding	Light Engineering	800	900	1,000	1,100	1,200	5,000
641		UCEP	Machinist	Construction	600	700	800	900	10,000	13,000
642		UCEP	Masonry	Construction	200	250	300	350	400	1,500
643		UCEP	Plumbing	Construction	200	250	300	350	400	1,500
644		UCEP	Marble & Tiles	Construction	200	250	300	350	400	1,500
645		UCEP	Consumer Electronics	Light Engineering	1,400	1,500	1,600	1,650	1,700	7,850
646		UCEP	Electrical Installation & Maintenance	Construction	3,100	3,300	3,500	3,600	3,700	17,200
647		UCEP	Mobile Phone Servicing	Informal	400	450	500	600	650	2,600
648		UCEP	Refrigeration & Air Conditioning	Light Engineering	1,000	1,100	1,200	1,250	1,300	5,850
649		UCEP	Industrial Sewing Operation	Textile and RMG	2,000	2,100	2,200	2,250	2,300	10,850
650		UCEP	Tailoring & Dress Making	Informal	350	400	500	550	600	2,400
651		UCEP	Garments Finishing	Textile and RMG	275	300	400	450	500	1,925
652		UCEP	Sewing Machine Mechanics	Textile and RMG	275	300	400	450	500	1,925
653		UCEP	Textile Machine Operator (Weaving, Spinning, Knitting)	Textile and RMG	160	200	250	300	350	1,260
654		UCEP	Apparel Screen printing	Textile and RMG	100	100	150	200	250	800
655		UCEP	Wood Working Machine Operator	Furniture	160	160	200	250	300	1,070
656		UCEP	Motorcycle Service	Light Engineering	100	100	150	200	225	775

S.N.	Name of Ministry/ Division	Name of Agency	Name of Occupation	Sector	Training Target					
					2022-23	2023-24	2024-25	2025-26	2026-27	Total
657		UCEP	Lacquer Polish	Furniture	160	160	160	160	160	800
658		UCEP	Cooking	Tourism and Hospitality	200	200	200	200	200	1,000
659		UCEP	Graphic Design	ICT	25	25	50	100	100	300
660		UCEP	Free launching	ICT	25	25	25	25	25	125
661		UCEP	Web Design	ICT	25	25	25	25	25	125
662		UCEP	Customer Care	ICT	25	25	25	25	25	125
663		UCEP	Household Worker	Tourism and Hospitality	100	100	100	100	100	500
664		UCEP	Electrical & Electronics Installation & Maintenance	Light Engineering	25	25	25	25	25	125
665		UCEP	Machine Operation	Light Engineering	25	25	25	25	25	125
666		UCEP	Industrial Mechanical Maintenance	Light Engineering	25	25	25	25	25	125
667		UCEP	Bio-fish Cultivation	Fisheries	25	25	25	25	25	125
668		UCEP	Baking	Agro Food	200	200	200	200	200	1,000
669		UCEP	Food & Beverage	Agro Food	200	200	200	200	200	1,000
670		UCEP	Beautician	Beauty and wellness	480	480	480	480	480	2,400
671		UCEP	Solar Electrical System	Construction	50	100	100	100	100	450
672		UCEP	IT Support Service	ICT	2,000	2,000	2,000	2,000	2,000	10,000
673		UCEP	Rod Binding & fabrication	Construction	500	500	500	500	500	2,500
			Agency Total		17,210	18,400	19,915	21,115	31,190	107,830
674		Construction ISC	Electrical	Light Engineering	12,000	13,000	14,000	15,000	16,000	70,000
675		Construction ISC	Mason	Construction	7,000	7,500	8,000	9,000	9,500	41,000
676		Construction ISC	Plumbing	Construction	4,500	5,000	5,500	6,000	6,500	27,500
677		Construction ISC	Welder/Grill Maker	Construction	2,500	2,800	3,300	4,000	4,500	17,100
678		Construction ISC	Tiles and Marvel works	Construction	3,000	3,200	3,600	4,000	4,200	18,000
679		Construction ISC	Rod Binding	Construction	1,200	1,500	1,700	2,000	2,500	8,900
680		Construction ISC	Building Painting	Construction	400	500	600	700	800	3,000

S.N.	Name of Ministry/ Division	Name of Agency	Name of Occupation	Sector	Training Target					
					2022-23	2023-24	2024-25	2025-26	2026-27	Total
681		Construction ISC	Aluminum Fabrication	Construction	500	600	700	800	1,000	3,600
682		Construction ISC	Shattering	Construction	300	400	500	600	700	2,500
683		Construction ISC	Finishing Carpenter	Furniture	300	400	500	600	700	2,500
684		Construction ISC	Lift Installation	Construction	100	150	200	250	300	1,000
685		Construction ISC	Glazing Fitter	Construction	80	100	150	200	250	780
686		Construction ISC	Apartment House Management	Construction	60	80	100	120	150	510
687		Construction ISC	Refrigeration and Air condition	Construction	400	500	600	700	800	3,000
688		Construction ISC	Construction Supervisor	Construction	60	80	100	120	150	510
			Agency Total		32,400	35,810	39,550	44,090	48,050	199,900
689	Ministry of Shipping	Department of Shipping	Pre Sea Rating Training	Transport	1,812	1,669	1,753	1,840	1,932	9,006
690	Ministry of Shipping	Department of Shipping	Advanced fire fighting	Transport	284	298	313	328	345	1,568
691	Ministry of Shipping	Department of Shipping	Advanced Training for Chemical Tanker cargo operations	Transport	76	79	83	88	92	418
692	Ministry of Shipping	Department of Shipping	Advanced Training for Liquefied Gas Tanker Cargo Operations	Transport	4	4	5	5	5	23
693	Ministry of Shipping	Department of Shipping	Advanced Training for Oil Tanker Cargo Operations	Transport	180	189	198	208	218	993
694	Ministry of Shipping	Department of Shipping	Bangladesh Merchant Shipping Ordinance	Transport	34	35	37	39	41	186
695	Ministry of Shipping	Department of Shipping	Basic training for Liquefied gas Tanker Cargo Operations	Transport	26	28	29	30	32	145
696	Ministry of Shipping	Department of Shipping	Basic Training For Oil And Chemical Tanker Cargo Operations	Transport	182	191	200	210	221	1,004

S.N.	Name of Ministry/ Division	Name of Agency	Name of Occupation	Sector	Training Target					
					2022-23	2023-24	2024-25	2025-26	2026-27	Total
697	Ministry of Shipping	Department of Shipping	Bridge Resource Management and Application of Leadership and Managerial Skills	Transport	8	9	9	10	10	46
698	Ministry of Shipping	Department of Shipping	Bridge Resource Management and Application of Leadership and Teamwork Skills	Transport	42	44	46	49	51	232
699	Ministry of Shipping	Department of Shipping	Bridge Team Management	Transport	50	2	2	3	3	60
700	Ministry of Shipping	Department of Shipping	Company Security Officer	Transport	30	3	3	4	4	44
701	Ministry of Shipping	Department of Shipping	Crowd Management Training for Masters, Officers and other Personnel Designated on Muster Lists to Assist Passengers in Emergency Situations on Board Passenger Ships	Transport	30	3	3	4	4	44
702	Ministry of Shipping	Department of Shipping	Efficient Deck Hand	Transport	132	139	146	153	161	731
703	Ministry of Shipping	Department of Shipping	Elementary First Aid	Transport	410	430	451	474	498	2,263
704	Ministry of Shipping	Department of Shipping	Engine Room Resource Management and Application Of Leadership And Managerial Skills	Transport	2,057	2,160	2,269	2,383	2,503	11,372
705	Ministry of Shipping	Department of Shipping	Preparatory Course for Master and chief mate combined on Ships of 500 Gross Tonnage or more	Transport	75	78	82	86	91	412

S.N.	Name of Ministry/ Division	Name of Agency	Name of Occupation	Sector	Training Target					
					2022-23	2023-24	2024-25	2025-26	2026-27	Total
706	Ministry of Shipping	Department of Shipping	Proficiency in Maritime Training and Assessment	Transport	9	10	10	11	11	51
707	Ministry of Shipping	Department of Shipping	Proficiency in Survival Craft and Rescue Boats other than Fast Rescue Boats	Transport	278	292	307	322	338	1,537
708	Ministry of Shipping	Department of Shipping	Radar Navigation (Management Level)	Transport	32	33	35	36	38	174
709	Ministry of Shipping	Department of Shipping	Radar Navigation (Operational Level)	Transport	29	31	32	34	36	162
710	Ministry of Shipping	Department of Shipping	Rating as Able Seafarer Deck	Transport	28	30	31	33	34	156
711	Ministry of Shipping	Department of Shipping	Rating as Able Seafarer Engine	Transport	32	33	35	36	38	174
712	Ministry of Shipping	Department of Shipping	Rating Forming Part of a Navigational Watch	Transport	81	85	89	94	98	447
713	Ministry of Shipping	Department of Shipping	Rating Forming Part of an Engineering Watch	Transport	123	129	135	142	149	678
714	Ministry of Shipping	Department of Shipping	Refresher in Medical First Aid	Transport	150	1	1	1	1	154
715	Ministry of Shipping	Department of Shipping	Refresher in Proficiency in Survival Craft and Rescue Boats Other Than Fast Rescue Boats	Transport	56	58	61	64	68	307
716	Ministry of Shipping	Department of Shipping	Seafarer With Designated Security Duties	Transport	377	396	416	436	458	2,083
717	Ministry of Shipping	Department of Shipping	Security Awareness	Transport	373	391	411	432	453	2,060
718	Ministry of Shipping	Department of Shipping	Ship Board Safety Officer Training Course	Transport	52	12	13	13	14	104
719	Ministry of Shipping	Department of Shipping	Ship Security Officer	Transport	75	78	82	86	91	412

S.N.	Name of Ministry/ Division	Name of Agency	Name of Occupation	Sector	Training Target					
					2022-23	2023-24	2024-25	2025-26	2026-27	Total
720	Ministry of Shipping	Department of Shipping	Ship Simulator and Bridge Teamwork	Transport	8	9	9	10	10	46
721	Ministry of Shipping	Department of Shipping	Upgradation Courses, Deck Officer (NCV) – Class -4/5	Transport	3	3	4	4	4	18
722	Ministry of Shipping	Department of Shipping	Upgradation Courses, Engineer Officer (Management Level) – Class – 2/1	Transport	2	2	2	3	3	12
			Agency Total		7,140	6,954	7,302	7,671	8,055	37,122
723		BRAC Skills Development Programme	Computer Operation	ICT	1,300	1,700	1,800	1,950	2,100	8,850
724		BRAC Skills Development Programme	Electrical Installation & Maintenance (EIM)	Light Engineering	2,600	3,400	3,600	3,900	4,200	17,700
725		BRAC Skills Development Programme	Food & Beverage Service	Tourism and Hospitality	1,300	1,700	1,800	1,950	2,100	8,850
726		BRAC Skills Development Programme	Hardware Technician	Light Engineering	572	748	792	858	924	3,894
727		BRAC Skills Development Programme	House Keeping	Tourism and Hospitality	1,300	1,700	1,800	1,950	2,100	8,850
728		BRAC Skills Development Programme	IT Support Specialist	ICT	572	748	792	858	924	3,894
729		BRAC Skills Development Programme	Masonry	Construction	1,300	1,700	1,800	1,950	2,100	8,850

S.N.	Name of Ministry/ Division	Name of Agency	Name of Occupation	Sector	Training Target					
					2022-23	2023-24	2024-25	2025-26	2026-27	Total
730		BRAC Skills Development Programme	Metal Sheet Cutting & Fabrication	Construction	0	0	0	5,850	0	5,850
731		BRAC Skills Development Programme	Milling Machine Operation	Construction	0	0	0	858	0	858
732		BRAC Skills Development Programme	Mobile Phone Servicing	Informal	0	0	0	3,900	0	3,900
733		BRAC Skills Development Programme	Motorcycle Service Mechanic	Light Engineering	0	0	0	5,850	0	5,850
734		BRAC Skills Development Programme	Plumbing & Pipe fittings	Construction	1,300	1,700	1,800	1,950	2,100	8,850
735		BRAC Skills Development Programme	Programmable Logic Control (PLC)	ICT	572	748	792	858	924	3,894
736		BRAC Skills Development Programme	Retail Sales	Others	1,300	1,700	1,800	1,950	2,100	8,850
737		BRAC Skills Development Programme	Steel Binding & Fabrications	Construction	1,300	1,700	1,800	1,950	2,100	8,850
738		BRAC Skills Development Programme	Tiles & Marbles Works	Construction	1,300	1,700	1,800	1,950	2,100	8,850
				Agency Total	14,716	19,244	20,376	38,532	23,772	116,640
739	Technical and Madrasah Education Division	Directorate of Technical Education	Auto Mechanic's	Transport	10	2100	3100	3100	3107	11,417

S.N.	Name of Ministry/ Division	Name of Agency	Name of Occupation	Sector	Training Target					
					2022-23	2023-24	2024-25	2025-26	2026-27	Total
740	Technical and Madrasah Education Division	Directorate of Technical Education	Car Driving	Transport	907	2960	4540	4740	5000	18,147
741	Technical and Madrasah Education Division	Directorate of Technical Education	Carpentry	Furniture	90	300	420	500	620	1,930
742	Technical and Madrasah Education Division	Directorate of Technical Education	Computer Operation	ICT	126	2580	3580	3580	3580	13,446
743	Technical and Madrasah Education Division	Directorate of Technical Education	Consumer Electronics	Light Engineering	10	1040	1040	1040	1040	4,170
744	Technical and Madrasah Education Division	Directorate of Technical Education	EIM	Construction	1000	9440	17440	26440	27440	81,760
745	Technical and Madrasah Education Division	Directorate of Technical Education	Graphic Design	ICT	900	5000	10000	18000	18000	51,900
746	Technical and Madrasah Education Division	Directorate of Technical Education	IT Support	ICT	203	5000	10000	15000	15000	45,203
747	Technical and Madrasah Education Division	Directorate of Technical Education	Machine Shop Practice	Light Engineering	190	625	800	1000	1200	3,815
748	Technical and Madrasah Education Division	Directorate of Technical Education	Motorcycle Servicing	Light Engineering	0	1300	1300	1300	1310	5,210
749	Technical and Madrasah Education Division	Directorate of Technical Education	Plumbing	Construction	439	0	0	0	0	439
750	Technical and Madrasah Education Division	Directorate of Technical Education	RAC	Light Engineering	445	720	800	920	1000	3,885

S.N.	Name of Ministry/ Division	Name of Agency	Name of Occupation	Sector	Training Target					
					2022-23	2023-24	2024-25	2025-26	2026-27	Total
751	Technical and Madrasah Education Division	Directorate of Technical Education	Rod Binding	Construction	40	1300	1300	1300	1307	5,247
752	Technical and Madrasah Education Division	Directorate of Technical Education	Sewing Machine Operation	Textile and RMG	504	1900	0	0	0	2,404
753	Technical and Madrasah Education Division	Directorate of Technical Education	Tailoring & Dress Making	Informal	80	0	1900	2100	2900	6,980
754	Technical and Madrasah Education Division	Directorate of Technical Education	Tiles fitting	Construction	40	0	0	0	0	40
755	Technical and Madrasah Education Division	Directorate of Technical Education	Tour Guiding	Tourism and Hospitality	20	5960	0	0	0	5,980
756	Technical and Madrasah Education Division	Directorate of Technical Education	Welding & Fabrication	Light Engineering	701	1300	20960	21960	15960	60,881
757	Technical and Madrasah Education Division	Directorate of Technical Education	Wood Working Machine Operation	Informal	103	100	1300	1300	1300	4,103
758	Technical and Madrasah Education Division	Directorate of Technical Education	Care Giving	Informal	0		200	0	0	200
				Agency Total	5808	41625	78680	102280	98764	327157
759		SOS Vocational Training Centre Dhaka	Electrical Installation & Maintenance (01 Year)	Construction	20	20	20	20	20	100
760		SOS Vocational Training Centre Dhaka	Electrical Installation & Maintenance (06 Months)	Construction	45	45	45	45	45	225
761		SOS Vocational Training Centre Dhaka	Electrical Installation & Maintenance (03 Months)	Construction	75	75	75	75	75	375
762		SOS Vocational Training Centre Dhaka	Machineshop Practice (01 Year)	Construction	20	20	20	20	20	100

S.N.	Name of Ministry/ Division	Name of Agency	Name of Occupation	Sector	Training Target					
					2022-23	2023-24	2024-25	2025-26	2026-27	Total
763		SOS Vocational Training Centre Dhaka	Machine Shop Practice (06 Months)	Light Engineering	30	30	30	30	30	150
764		SOS Vocational Training Centre Dhaka	Consumer Electronics (01 Year)	Light Engineering	20	20	20	20	20	100
765		SOS Vocational Training Centre Dhaka	Consumer Electronics (06 Months)	Light Engineering	45	45	45	45	45	225
766		SOS Vocational Training Centre Dhaka	Auto Mechanics (01 Year)	Light Engineering	20	20	20	20	20	100
767		SOS Vocational Training Centre Dhaka	Auto Mechanics (03 Months)	Transport	50	50	50	50	50	250
768		SOS Vocational Training Centre Dhaka	Refrigeration & Air-conditioning (01 Year)	Light Engineering	20	20	20	20	20	100
769		SOS Vocational Training Centre Dhaka	Refrigeration and Air-conditioning (06 Months)	Light Engineering	60	60	60	60	60	300
770		SOS Vocational Training Centre Dhaka	Refrigeration & Air-conditioning (03 Months)	Light Engineering	75	75	75	75	75	375
771		SOS Vocational Training Centre Dhaka	Graphic Design/ Website Development/Freelancing (06 Months)	ICT	30	30	30	30	30	150
772		SOS Vocational Training Centre Dhaka	Graphic Design (03 Months)	ICT	75	75	75	75	75	375
773		SOS Vocational Training Centre Dhaka	Motor Cycle Servicing (03 Months)	Light Engineering	75	75	75	75	75	375
774		SOS Vocational Training Centre Dhaka	Mobile Phone Servicing (03 Months)	Informal	75	75	75	75	75	375
				Agency Total	735	735	735	735	735	3675
				Total	992,723	910,757	1,094,177	1,050,148	891,065	4,938,870

5.2.2 RE-SKILLING ⁵

S.N	Name of Ministry/ Division	Name of Agency	Name of Occupation	Sector	Training Target					
					2022-23	2023-24	2024-25	2025-26	2026-27	Total
1	Ministry of Agriculture	Department of Agricultural Extension'	Farmers training on Seed production technology	Agriculture	44,000	45,000	46,000	48,000	5,000	188,000
2	Ministry of Agriculture	Department of Agricultural Extension'	Farmers training on post-harvest technology	Agriculture	37,000	38,000	40,000	41,000	42,000	198,000
3	Ministry of Agriculture	Department of Agricultural Extension'	Farmers Training on IPM	Agriculture	22,000	25,000	26,000	27,000	30,000	130,000
	Agency Total				103,000	108,000	112,000	116,000	77,000	516,000
4	Ministry of Agriculture	Soil Resource Development Institute	Farmers Training on soil sample collection technique	Agriculture	100	150	200	250	300	1,000
5	Ministry of Agriculture	Soil Resource Development Institute	Training on Adulterated Fertilizer identification	Agriculture	50	50	100	150	200	550
6	Ministry of Agriculture	Soil Resource Development Institute	Soil Test base Fertilizer application	Agriculture	100	200	250	300	300	1,150
7	Ministry of Agriculture	Soil Resource Development Institute	Application of SRDI Technology	Agriculture	150	200	250	300	300	1,200
8	Ministry of Agriculture	Soil Resource Development Institute	Training for trainers on Upazila Nirdeshika	Agriculture	300	350	400	400	500	1,950
9	Ministry of Agriculture	Soil Resource Development Institute	Training on saline soil management	Agriculture	100	100	150	200	250	800
10	Ministry of Agriculture	Soil Resource Development Institute	Training on Hill soil management	Agriculture	100	100	150	200	250	800
	Agency Total				900	1150	1500	1800	2100	7450
11	Ministry of Civil Aviation and Tourism	Bangladesh Tourism Board	Tour Operator	Tourism and Hospitality	0	360	150	400	500	1,410

⁵Note: Training targets and occupations across which training will be undertaken have been sourced directly from 58 agencies (list in the annexure). The overall target has been arrived at as a basic summation of individual agency targets.

S.N	Name of Ministry/ Division	Name of Agency	Name of Occupation	Sector	Training Target					
					2022-23	2023-24	2024-25	2025-26	2026-27	Total
12	Ministry of Civil Aviation and Tourism	Bangladesh Tourism Board	Tour Guide	Tourism and Hospitality	0	350	150	400	500	1,400
13	Ministry of Civil Aviation and Tourism	Bangladesh Tourism Board	Street food vendor	Tourism and Hospitality	0	150	75	200	250	675
			Agency Total		0	860	375	1000	1250	3485
14		National Association of Small Cottage Industries of Bangladesh (NASCIB)	Entrepreneurship Development Training through new business creation	Others	200	200	200	200	200	1,000
15		National Association of Small Cottage Industries of Bangladesh (NASCIB)	Beautification, Hair Dressing & Beauty Parlor Management	Beauty and wellness	100	100	100	100	100	500
16		National Association of Small Cottage Industries of Bangladesh (NASCIB)	Branding & Marketing of SME Products	Others	100	100	100	100	100	500
17		National Association of Small Cottage Industries of Bangladesh (NASCIB)	Business Management (Basic Accounting, Financing, Developing Project Profile etc.)	Others	100	100	100	100	100	500
18		National Association of Small Cottage Industries of Bangladesh (NASCIB)	Karchupi Fitter, Fabric Painting, Machining & Dress making/ Tailoring	Informal	200	200	200	200	200	1,000
19		National Association of Small Cottage Industries of Bangladesh (NASCIB)	Access to Finance/ Financial Linkage & Finance for Entrepreneurs	Others	200	200	200	200	200	1,000

S.N	Name of Ministry/ Division	Name of Agency	Name of Occupation	Sector	Training Target					
					2022-23	2023-24	2024-25	2025-26	2026-27	Total
20		National Association of Small Cottage Industries of Bangladesh (NASCIB)	Skill Development Training on Diversified Jute & Jute Products Designing, Making, & Marketing	Jute	100	100	100	100	100	500
21		National Association of Small Cottage Industries of Bangladesh (NASCIB)	Management Skills Development for MSME's	Others	100	100	100	100	100	500
22		National Association of Small Cottage Industries of Bangladesh (NASCIB)	Basic Industrial Engineering, Design & trademark of Light Engineering Products	Light Engineering	100	100	100	100	100	500
23		National Association of Small Cottage Industries of Bangladesh (NASCIB)	Export & Import Sourcing, Procedures, Guideline & Operations, Managing Banks, C&F, Customs, VAT & TAX Management, Freight Forwarding & Shipping Agents for SME's	Transport	100	100	100	100	100	500
24		National Association of Small Cottage Industries of Bangladesh (NASCIB)	Practical Applications of Bangladesh Labour Laws, Labour Right & Decent Work, Gender equality promotion, Human Rights in Business & Health Issues (COVID19) at professional level	Health and Pharmaceuticals	50	50	50	50	50	250
25		National Association of Small Cottage Industries of Bangladesh (NASCIB)	ECommerce, Digital/Social Media & Affiliate Marketing	Others	100	100	100	100	100	500
			Agency Total		1450	1450	1450	1450	1450	7250

S.N	Name of Ministry/ Division	Name of Agency	Name of Occupation	Sector	Training Target					
					2022-23	2023-24	2024-25	2025-26	2026-27	Total
26	Ministry of Expatriates' Welfare and Overseas Employment (MoEWOE)	Bureau of Manpower Employment and Training (BMET)	Automobile	Transport	100	120	120	130	150	620
27	Ministry of Expatriates' Welfare and Overseas Employment (MoEWOE)	Bureau of Manpower Employment and Training (BMET)	Civil Construction	Construction	120	130	130	130	180	690
28	Ministry of Expatriates' Welfare and Overseas Employment (MoEWOE)	Bureau of Manpower Employment and Training (BMET)	Mechanical	Light Engineering	150	160	150	170	180	810
29	Ministry of Expatriates' Welfare and Overseas Employment (MoEWOE)	Bureau of Manpower Employment and Training (BMET)	RAC	Light Engineering	120	130	140	130	140	660
30	Ministry of Expatriates' Welfare and Overseas Employment (MoEWOE)	Bureau of Manpower Employment and Training (BMET)	Electrical	Light Engineering	140	150	140	150	160	740
31	Ministry of Expatriates' Welfare and Overseas Employment (MoEWOE)	Bureau of Manpower Employment and Training (BMET)	IT	ICT	120	130	140	130	160	680
32	Ministry of Expatriates' Welfare and Overseas Employment (MoEWOE)	Bureau of Manpower Employment and Training (BMET)	Electronics	Light Engineering	140	160	150	160	170	780

S.N	Name of Ministry/ Division	Name of Agency	Name of Occupation	Sector	Training Target					
					2022-23	2023-24	2024-25	2025-26	2026-27	Total
33	Ministry of Expatriates' Welfare and Overseas Employment (MoEWOE)	Bureau of Manpower Employment and Training (BMET)	Welding	Light Engineering	140	155	165	155	170	785
34	Ministry of Expatriates' Welfare and Overseas Employment (MoEWOE)	Bureau of Manpower Employment and Training (BMET)	Textile and RMG	Textile and RMG	150	160	165	160	170	805
	Agency Total				1180	1295	1300	1315	1480	6570
35	Ministry of Fisheries and Livestock	Department of Fisheries	Safety of Lives at Sea (SOLAS) & dry fish production	Agro Food	600	630	660	690	710	3,290
36	Ministry of Fisheries and Livestock	Department of Fisheries	Hatchery Management	Fisheries	725	760	800	877	920	4,082
37	Ministry of Fisheries and Livestock	Department of Fisheries	Nursery Management	Fisheries	1,060	1,113	1,168	1,280	1,350	5,971
38	Ministry of Fisheries and Livestock	Department of Fisheries	Fish Culture Technique based on Species (e.g. Carp Culture, culture of Tilapia ,Koi, shingh, magur, Gulsa, Pabda, Shol, chitol, Galda ,Bagda, Mud crab, eel, mollusk,)	Fisheries	8,470	8,890	9,330	10,295	10,810	47,795
39	Ministry of Fisheries and Livestock	Department of Fisheries	Fish Culture Technique based on technology (e.g. Monoculture, polyculture, Pen culture, Cage culture, intensive, semi intensive, maricultural, Raceway, Bioflack)	Fisheries	3,600	3,780	3,960	4,370	4,500	20,210

S.N	Name of Ministry/ Division	Name of Agency	Name of Occupation	Sector	Training Target					
					2022-23	2023-24	2024-25	2025-26	2026-27	Total
40	Ministry of Fisheries and Livestock	Department of Fisheries	Good Aquaculture Practice (GAP) and CCRF	Fisheries	1,850	1,940	2,040	2,140	2,240	10,210
41	Ministry of Fisheries and Livestock	Department of Fisheries	Food safety in fisheries and safe fish Product	Fisheries	150	160	175	180	190	855
42	Ministry of Fisheries and Livestock	Department of Fisheries	Fish Value Chain: HACCP and traceability	Fisheries	100	105	110	115	120	550
43	Ministry of Fisheries and Livestock	Department of Fisheries	IUU fishing & CCRF	Agriculture	100	105	110	115	120	550
44	Ministry of Fisheries and Livestock	Department of Fisheries	Halda fisheries conservation	Fisheries	80	82	85	88	92	427
	Agency Total				16735	17565	18438	20150	21052	93940
45	Ministry of Fisheries and Livestock	Department of Livestock	A.I Technician	Livestock	1,200	1,200				2,400
	Agency Total				1,200	1,200	0	0	0	2,400
46	Ministry of Industries	Training Institute for Chemical Industries (TICI), BCIC	Maintenance, Preservation & Fitting of Bearings	Light Engineering	12	12	14	14	19	71
47	Ministry of Industries	Training Institute for Chemical Industries (TICI), BCIC	Industrial Motor Control (Level1)	Light Engineering	15	15	15	16	18	79
48	Ministry of Industries	Training Institute for Chemical Industries (TICI), BCIC	Basic Mechanical Design by AutoCAD 2D & 3D	Light Engineering	12	12	12	15	15	66
49	Ministry of Industries	Training Institute for Chemical Industries (TICI), BCIC	Process Simulation Using Aspen One Software	Light Engineering	62	64	64	68	70	328

S.N	Name of Ministry/ Division	Name of Agency	Name of Occupation	Sector	Training Target					
					2022-23	2023-24	2024-25	2025-26	2026-27	Total
50	Ministry of Industries	Training Institute for Chemical Industries (TICI), BCIC	Application of PLC in Industries	Light Engineering	15	16	18	20	21	90
51	Ministry of Industries	Training Institute for Chemical Industries (TICI), BCIC	Electrical Safe Work Practices for Process Industries	Light Engineering	15	15	18	20	26	94
52	Ministry of Industries	Training Institute for Chemical Industries (TICI), BCIC	Industrial Corrosion & Corrosion Control	Light Engineering	13	13	14	19	19	78
53	Ministry of Industries	Training Institute for Chemical Industries (TICI), BCIC	Nondestructive Testing methods	Light Engineering	12	12	12	22	22	80
54	Ministry of Industries	Training Institute for Chemical Industries (TICI), BCIC	PLC Fundamentals and SMART Instruments	Light Engineering	30	32	32	37	38	169
55	Ministry of Industries	Training Institute for Chemical Industries (TICI), BCIC	Industrial Boilers & Operation of Steam Generation System	Light Engineering	20	22	22	24	25	113
56	Ministry of Industries	Training Institute for Chemical Industries (TICI), BCIC	Electrical Maintenance Techniques	Light Engineering	15	15	15	15	15	75
57	Ministry of Industries	Training Institute for Chemical Industries (TICI), BCIC	Chromatographic Methods of Chemical Analysis	Light Engineering	15	15	15	15	20	80
58	Ministry of Industries	Training Institute for Chemical Industries (TICI), BCIC	Factory Automation using latest DCS	Light Engineering	10	13	13	18	20	74
59	Ministry of Industries	Training Institute for Chemical Industries (TICI), BCIC	Measuring & Control of Process Parameters	Light Engineering	12	12	12	18	18	72
60	Ministry of Industries	Training Institute for Chemical Industries (TICI), BCIC	Quality Management System based on ISO Standard	Light Engineering	10	10	10	10	10	50

S.N	Name of Ministry/ Division	Name of Agency	Name of Occupation	Sector	Training Target					
					2022-23	2023-24	2024-25	2025-26	2026-27	Total
61	Ministry of Industries	Training Institute for Chemical Industries (TICI), BCIC	Welding Technology: General, MAG, Seam, Spot & Plasma Cutting	Light Engineering	15	15	15	25	28	98
62	Ministry of Industries	Training Institute for Chemical Industries (TICI), BCIC	Starting and Control Techniques of Industrial Motor	Light Engineering	15	15	15	20	20	85
63	Ministry of Industries	Training Institute for Chemical Industries (TICI), BCIC	Computer Maintenance & Troubleshooting	ICT	16	16	18	18	18	86
64	Ministry of Industries	Training Institute for Chemical Industries (TICI), BCIC	Pumps: Operation & Operating Behavior	Light Engineering	13	13	13	13	14	66
65	Ministry of Industries	Training Institute for Chemical Industries (TICI), BCIC	Environmental Pollution Monitoring and Control	Light Engineering	12	12	15	15	20	74
66	Ministry of Industries	Training Institute for Chemical Industries (TICI), BCIC	Transformer: It's Use, Operation, Troubleshooting & Maintenance	Light Engineering	12	13	13	15	16	69
67	Ministry of Industries	Training Institute for Chemical Industries (TICI), BCIC	Industrial Safety & Prevention of Accidents	Light Engineering	18	18	18	24	24	102
68	Ministry of Industries	Training Institute for Chemical Industries (TICI), BCIC	Advanced PLC with SCADA System and its Application in Process Automation and Control	Light Engineering	16	18	20	24	28	106
69	Ministry of Industries	Training Institute for Chemical Industries (TICI), BCIC	Maintenance of Bearings; Selection & Proper Use of Lubricants, Seals, Paints & Protective Coatings	Light Engineering	11	11	11	13	14	60
70	Ministry of Industries	Training Institute for Chemical Industries (TICI), BCIC	Basic Analytical Methods used in Chemical Laboratory	Light Engineering	13	13	13	18	18	75

S.N	Name of Ministry/ Division	Name of Agency	Name of Occupation	Sector	Training Target					
					2022-23	2023-24	2024-25	2025-26	2026-27	Total
71	Ministry of Industries	Training Institute for Chemical Industries (TICI), BCIC	Electrical Safe Work Practices for Process Industries	Light Engineering	12	12	12	12	14	62
72	Ministry of Industries	Training Institute for Chemical Industries (TICI), BCIC	Installation, Maintenance & Operation of Industrial Pumps	Light Engineering	11	11	11	13	14	60
73	Ministry of Industries	Training Institute for Chemical Industries (TICI), BCIC	Advanced Electrical Maintenance Techniques	Light Engineering	15	15	15	15	15	75
74	Ministry of Industries	Training Institute for Chemical Industries (TICI), BCIC	Industrial Wastewater Treatment & Effluent Management	Light Engineering	13	13	13	13	13	65
75	Ministry of Industries	Training Institute for Chemical Industries (TICI), BCIC	Instrumental Analysis for Quality Control in Process Industries	Light Engineering	15	15	30	30	30	120
76	Ministry of Industries	Training Institute for Chemical Industries (TICI), BCIC	Alignment Technology of Rotating Machines, Level –I	Light Engineering	15	15	15	15	15	75
77	Ministry of Industries	Training Institute for Chemical Industries (TICI), BCIC	Chemical Analysis spectrometric Method	Light Engineering	30	33	33	35	36	167
78	Ministry of Industries	Training Institute for Chemical Industries (TICI), BCIC	Safe Operation of Boiler	Light Engineering	15	15	15	30	30	105
79	Ministry of Industries	Training Institute for Chemical Industries (TICI), BCIC	Power Plant Operation and Safety Aspects	Light Engineering	12	12	12	15	15	66
80	Ministry of Industries	Training Institute for Chemical Industries (TICI), BCIC	Plant Operation and Maintenance	Light Engineering	16	16	16	18	20	86

S.N	Name of Ministry/ Division	Name of Agency	Name of Occupation	Sector	Training Target					
					2022-23	2023-24	2024-25	2025-26	2026-27	Total
81	Ministry of Industries	Training Institute for Chemical Industries (TICI), BCIC	Programmable Logic Controller with SCADA and DCS System for Industrial Automation	Light Engineering	10	12	14	15	16	67
			Agency Total		573	591	623	727	774	3288
82	Ministry of Industries	Bangladesh Small and Cottage Industries Corporation (BSCIC)	Innovation and service	Tourism and Hospitality	100	105	110	115	120	550
			Agency Total		100	105	110	115	120	550
83	ICT Division	Bangladesh HiTech Park Authority (BHTPA)	Information Security & Auditing	ICT	0	0	20	0	0	20
84	ICT Division	Bangladesh HiTech Park Authority (BHTPA)	Laravel	ICT	0	0	40	0	0	40
85	ICT Division	Bangladesh HiTech Park Authority (BHTPA)	Advanced Graphic Design	ICT	0	0	60	0	0	60
86	ICT Division	Bangladesh HiTech Park Authority (BHTPA)	Digital Marketing	ICT	0	0	60	0	0	60
87	ICT Division	Bangladesh HiTech Park Authority (BHTPA)	Graphics	ICT	0	0	20	0	0	20
88	ICT Division	Bangladesh HiTech Park Authority (BHTPA)	Web Application Development	ICT	0	0	20	0	0	20
			Agency Total		0	0	220	0	0	220
89	Road Transport and Highways Division	Bangladesh Road Transport Corporation	Orientation Course	Transport	250	300	350	400	450	1,750
90	Road Transport and Highways Division	Bangladesh Road Transport Corporation	Refreshers Course	Transport	500	600	700	800	900	3,500
			Agency Total		750	900	1050	1200	1350	5250

S.N	Name of Ministry/ Division	Name of Agency	Name of Occupation	Sector	Training Target					
					2022-23	2023-24	2024-25	2025-26	2026-27	Total
91	Ministry of Social Welfare	Department of Social Service	Computer Office Applications	ICT	0	0	2,000	2,500	3,000	7,500
			Agency Total		0	0	2000	2500	3000	7500
92	Ministry of Textile & Jute	Bangladesh Jute Mills Corporation (BJMC)	TOT	Jute	0	25	25	15	15	80
93	Ministry of Textile & Jute	Bangladesh Jute Mills Corporation (BJMC)	TOA	Jute	0	10	10	10	10	40
94	Ministry of Textile & Jute	Bangladesh Jute Mills Corporation (BJMC)	Skill Trg on Jute & Tex Technology	Jute	0	270	270	270	270	1080
			Agency Total		0	305	305	295	295	1200
95		Dhaka Ahsania Mission	Electrical Installation & Maintenance	Construction	15	30	30	30	30	135
96		Dhaka Ahsania Mission	Industrial Sewing Machine Operation	Textile and RMG	20	40	40	40	40	180
97		Dhaka Ahsania Mission	Dress Making & Tailoring	Informal	10	20	20	20	20	90
98		Dhaka Ahsania Mission	Certification of Beautification	Beauty and wellness	10	20	20	20	20	90
99		Dhaka Ahsania Mission	Mobile Phone Servicing	Informal	10	20	20	20	20	90
100		Dhaka Ahsania Mission	General Electronics	ICT	5	10	10	10	10	45
101		Dhaka Ahsania Mission	Sweater Linking Operation	Textile and RMG	8	15	15	15	15	68
102		Dhaka Ahsania Mission	Sweater Knitting Operation	Textile and RMG	10	10	10	10	10	50
103		Dhaka Ahsania Mission	Plumbing & Pipe Fitting	Construction	10	10	10	10	10	50
104		Dhaka Ahsania Mission	Driving Cum Mechanics	Light Engineering	0	0	10	10	10	30
105		Dhaka Ahsania Mission	Masonry	Construction	10	10	10	10	10	50
106		Dhaka Ahsania Mission	Rod Binding	Construction	10	10	10	10	10	50
107		Dhaka Ahsania Mission	Tile & Marble Fitting	Construction	10	10	10	10	10	50
108		Dhaka Ahsania Mission	Graphic Design	ICT	10	10	10	10	10	50
109		Dhaka Ahsania Mission	Refrigeration & air-conditioning	Light Engineering	0	0	0	10	10	20
110		Dhaka Ahsania Mission	Auto CAD	ICT	0	0	0	10	10	20

S.N	Name of Ministry/ Division	Name of Agency	Name of Occupation	Sector	Training Target					
					2022-23	2023-24	2024-25	2025-26	2026-27	Total
111		Dhaka Ahsania Mission	Computer Application	ICT	0	0	0	10	10	20
112		Dhaka Ahsania Mission	Block Batic	Informal	0	0	0	10	10	20
113		Dhaka Ahsania Mission	Handi Crafts	Informal	0	0	0	10	10	20
114		Dhaka Ahsania Mission	Food Processing	Agro Food	0	0	0	10	10	20
		Agency Total			138	215	225	285	285	1148
115		Agro Food ISC	Food Processing (in different sub-sectors)	Agro Food	300	600	900	1,200	1,500	4,500
116		Agro Food ISC	Food Packaging (in different sub-sectors)	Agro Food	150	200	250	300	500	1,400
117		Agro Food ISC	Baking	Agro Food	150	200	250	300	500	1,400
118		Agro Food ISC	Food Safety & Hygiene (in different sub-sectors)	Agro Food	150	200	250	300	500	1,400
119		Agro Food ISC	Quality Control (in different sub-sectors)	Agro Food	100	150	200	250	300	1,000
120		Agro Food ISC	Chanachur and Jhuri Processing	Agro Food	50	100	150	200	250	750
121		Agro Food ISC	Food Preparation	Agro Food	50	100	150	200	250	750
122		Agro Food ISC	Rice Processing	Agro Food	10	20	50	80	100	260
123		Agro Food ISC	Puff and Flatten Rice Processing	Agro Food	50	100	150	200	250	750
124		Agro Food ISC	Sweet Meat Making	Agro Food	50	100	200	300	50	700
		Agency Total			1060	1770	2550	3330	4200	12910
125		Ceramic ISC (CISC)	Model & Molding	Ceramics	0	60	60	60	15	195
126		Ceramic ISC (CISC)	Forming	Ceramics	0	60	60	60	15	195
127		Ceramic ISC (CISC)	Designing, Decoration & printing	Ceramics	0	60	60	60	15	195
128		Ceramic ISC (CISC)	Body & Glaze preparing	Ceramics	0	60	60	60	15	195
129		Ceramic ISC (CISC)	Glazing	Ceramics	0	60	60	60	15	195
130		Ceramic ISC (CISC)	Firing	Ceramics	0	30	30	30	15	105
131		Ceramic ISC (CISC)	Squaring & polishing	Ceramics	0	30	30	30	15	105
132		Ceramic ISC (CISC)	Labouratory test & R&D	Ceramics	0	30	30	30	15	105
133		Ceramic ISC (CISC)	Quality Control	Ceramics	0	30	30	30	15	105

S.N	Name of Ministry/ Division	Name of Agency	Name of Occupation	Sector	Training Target					
					2022-23	2023-24	2024-25	2025-26	2026-27	Total
134		Ceramic ISC (CISC)	Packing	Ceramics	0	30	30	30	15	105
135		Ceramic ISC (CISC)	Mechanical Maintenance	Ceramics	0	30	30	30	15	105
136		Ceramic ISC (CISC)	Electrical Maintenance	Light Engineering	0	30	30	30	15	105
		Agency Total			0	510	510	510	180	1710
137		Light Engineering ISC (LEISC)	Refrigeration & Air Conditioning (RAC)	Light Engineering	400	400	400	400	400	2,000
138		Light Engineering ISC (LEISC)	Welding	Construction	500	500	500	600	600	2,700
139		Light Engineering ISC (LEISC)	Electrical Installation & Maintenance (EIM)	Light Engineering	400	400	400	400	400	2,000
140		Light Engineering ISC (LEISC)	Machine Shop Practice (MSP)	Light Engineering	100	100	100	100	100	500
141		Light Engineering ISC (LEISC)	CNC Machine Operation	Light Engineering	100	100	100	100	100	500
142		Light Engineering ISC (LEISC)	CAD-CAM Design and Programming	ICT	30	50	60	75	100	315
143		Light Engineering ISC (LEISC)	Master Craftsmanship	Light Engineering	30	50	60	75	100	315
144		Light Engineering ISC (LEISC)	Certificate on PLC	Light Engineering	30	50	60	75	100	315
		Agency Total			1590	1650	1680	1825	1900	8,645
145		ISC Leather & Leather Goods	Sewing Machine Operation	Textile and RMG	0	300	300	300	200	1,100
146		ISC Leather & Leather Goods	Machine Operator/ Electrician	Leather & Leather Goods	0	50	20	20	50	140
147		ISC Leather & Leather Goods	Cutting Machine Operator	Leather & Leather Goods	0	200	200	100	100	600
148		ISC Leather & Leather Goods	Lasting/Setting & Assembling Operator	Leather & Leather Goods	0	50	50	50	50	200
149		ISC Leather & Leather Goods	Advance CAD Design & Pattern Cutting Operator	Leather & Leather Goods	0	50	25	25	25	125

S.N	Name of Ministry/ Division	Name of Agency	Name of Occupation	Sector	Training Target					
					2022-23	2023-24	2024-25	2025-26	2026-27	Total
150		ISC Leather & Leather Goods	LWG Certification for Tanneries	Leather & Leather Goods	0	100	100			200
151		ISC Leather & Leather Goods	ETP Operation	Leather & Leather Goods	0	30	30			60
152		ISC Leather & Leather Goods	Basic Tanning Process	Leather & Leather Goods	0		120	120	120	360
153		ISC Leather & Leather Goods	Innovations for Leather: Chrome-free tanning and vegetable tanning solutions (eco-friendly leather)	Leather & Leather Goods	0	0	25	25	25	75
			Agency Total		0	780	870	640	570	2860
154		UCEP	Auto Mechanics	Light Engineering	900	950	1,000	1,050	1,100	5,000
155		UCEP	Welding	Construction	400	450	500	550	600	2,500
156		UCEP	Machinist	Light Engineering	300	350	400	450	500	2,000
157		UCEP	Masonry	Construction	100	125	150	175	200	750
158		UCEP	Plumbing	Construction	100	125	150	175	200	750
159		UCEP	Marble & Tiles	Construction	100	125	150	175	200	750
160		UCEP	Consumer Electronics	Light Engineering	700	750	800	825	850	3,925
161		UCEP	Electrical Installation & Maintenance	Construction	1,550	1,650	1,750	1,800	1,850	8,600
162		UCEP	Mobile Phone Servicing	Informal	200	225	250	300	325	1,300
163		UCEP	Refrigeration & Air Conditioning	Light Engineering	500	550	600	625	650	2,925
164		UCEP	Industrial Sewing Operation	Textile and RMG	1,000	1,050	1,100	1,125	1,150	5,425
165		UCEP	Tailoring & Dress Making	Informal	175	200	250	275	300	1,200
166		UCEP	Garments Finishing	Textile and RMG	137	150	200	225	250	962

S.N	Name of Ministry/ Division	Name of Agency	Name of Occupation	Sector	Training Target					
					2022-23	2023-24	2024-25	2025-26	2026-27	Total
167		UCEP	Sewing Machine Mechanics	Textile and RMG	137	150	200	225	250	962
168		UCEP	Textile Machine Operator (Weaving, Spinning, Knitting)	Textile and RMG	80	100	125	150	175	630
169		UCEP	Apparel Screen printing	Textile and RMG	50	50	75	100	125	400
170		UCEP	Wood Working Machine Operator	Furniture	80	80	100	125	150	535
171		UCEP	Motorcycle Service	Light Engineering	50	50	75	100	113	388
172		UCEP	Lacquer Polish	Furniture	80	80	80	80	80	400
173		UCEP	Cooking	Tourism and Hospitality	100	100	100	100	100	500
174		UCEP	Jute & Jute bags	Jute	25	50	50	75	100	300
175		UCEP	Front Desk Management	Others	25	50	50	75	100	300
176		UCEP	Tourist Guide	Tourism and Hospitality	25	50	50	75	100	300
177		UCEP	Housekeeping & Laundry Operation & Communicative English	Tourism and Hospitality	25	50	50	75	100	300
178		UCEP	Fashion Design	Informal	25	50	50	75	100	300
179		UCEP	Care Giving	Informal	25	50	50	75	100	300
180		UCEP	Agri Machineries	Agriculture	25	50	50	75	100	300
181		UCEP	Packaging	Informal	25	25	25	25	25	125
182		UCEP	Baking	Agro Food	100	100	100	100	100	500
183		UCEP	Food & Beverage	Agro Food	100	100	100	100	100	500
184		UCEP	Beautician	Beauty and wellness	240	240	240	240	240	1,200
185		UCEP	Solar Electrical System	Construction	25	50	50	50	50	225
186		UCEP	IT Support Service	ICT	1,000	1,000	1,000	1,000	1,000	5,000
187		UCEP	Rod Binding & fabrication	Construction	50	50	50	50	50	250
			Agency Total		8454	9225	9970	10720	11433	49802

S.N	Name of Ministry/ Division	Name of Agency	Name of Occupation	Sector	Training Target					
					2022-23	2023-24	2024-25	2025-26	2026-27	Total
188		Construction ISC	Electrical	Light Engineering	3,000	3,200	3,500	3,800	4,000	17,500
189		Construction ISC	Mason	Construction	1,500	1,800	2,000	2,200	2,500	10,000
190		Construction ISC	Plumbing	Construction	1,000	1,200	1,500	1,800	2,000	7,500
191		Construction ISC	Welder/Grill Maker	Construction	600	700	800	1,000	1,200	4,300
192		Construction ISC	Tiles and Marvel works	Construction	500	600	700	800	1,000	3,600
193		Construction ISC	Rod Binding	Construction	300	400	500	600	700	2,500
194		Construction ISC	Building Painting	Construction	200	300	400	500	600	2,000
195		Construction ISC	Aluminum Fabrication	Construction	200	300	400	500	600	2,000
196		Construction ISC	Shattering	Construction	100	200	300	400	500	1,500
197		Construction ISC	Finishing Carpenter	Furniture	100	200	300	400	500	1,500
198		Construction ISC	Lift Installation	Construction	100	150	200	250	300	1,000
199		Construction ISC	Glazing Fitter	Construction	40	60	80	100	120	400
200		Construction ISC	Apartment House Management	Construction	40	60	80	100	120	400
201		Construction ISC	Refrigeration and Air condition	Construction	100	150	200	250	300	1,000
202		Construction ISC	Construction Supervisor	Construction	40	60	80	100	120	400
		Agency Total			7,820	9,380	11,040	12,800	14,560	55,600
203		Bangladesh Overseas Employment and Services Limited. (BOESL)	English & Business Communication	Others	300	350	500	550	600	2,300
		Agency Total			300	350	500	550	600	2,300
204	Ministry of Shipping	Department of Shipping	Advanced fire fighting	Transport	1,210	1,343	1,477	1,580	1,707	7,317
205	Ministry of Shipping	Department of Shipping	Advanced Training for Chemical Tanker cargo operations	Transport	325	361	397	424	458	1,965
206	Ministry of Shipping	Department of Shipping	Advanced Training for Liquefied Gas Tanker Cargo Operations	Transport	19	21	23	25	27	115

S.N	Name of Ministry/ Division	Name of Agency	Name of Occupation	Sector	Training Target					
					2022-23	2023-24	2024-25	2025-26	2026-27	Total
207	Ministry of Shipping	Department of Shipping	Advanced Training for Oil Tanker Cargo Operations	Transport	769	854	939	1,005	1,086	4,653
208	Ministry of Shipping	Department of Shipping	Bangladesh Merchant Shipping Ordinance	Transport	148	164	181	193	209	895
209	Ministry of Shipping	Department of Shipping	Basic training for Liquified gas Tanker Cargo Operations	Transport	112	124	137	146	158	677
210	Ministry of Shipping	Department of Shipping	Basic Training for Oil and Chemical Tanker Cargo Operations	Transport	776	862	948	1,014	1,095	4,695
211	Ministry of Shipping	Department of Shipping	Bridge Resource Management and Application of Leadership and Managerial Skills	Transport	40	45	49	53	57	244
212	Ministry of Shipping	Department of Shipping	Bridge Resource Management and Application of Leadership and Teamwork Skills	Transport	183	203	223	239	258	1,106
213	Ministry of Shipping	Department of Shipping	Bridge Team Management	Transport	7	7	8	9	9	40
214	Ministry of Shipping	Department of Shipping	Company Security Officer	Transport	4	5	5	6	6	26
215	Ministry of Shipping	Department of Shipping	Crowd Management Training for Masters, Officers and other Personnel Designated on Muster Lists to Assist Passengers in Emergency Situations on Board Passenger Ships	Transport	7	7	8	9	9	40
216	Ministry of Shipping	Department of Shipping	Efficient Deck Hand	Transport	564	627	689	737	796	3,413

S.N	Name of Ministry/ Division	Name of Agency	Name of Occupation	Sector	Training Target					
					2022-23	2023-24	2024-25	2025-26	2026-27	Total
217	Ministry of Shipping	Department of Shipping	Elementary First Aid	Transport	1,751	1,943	2,137	2,287	2,470	10,588
218	Ministry of Shipping	Department of Shipping	Engine Room Resource Management and Application Of Leadership And Managerial Skills	Transport	8,824	9,795	10,774	11,528	12,451	53,372
219	Ministry of Shipping	Department of Shipping	Preparatory Course for Master and chief mate combined on Ships of 500 Gross Tonnage or more	Transport	334	370	408	436	471	2,019
220	Ministry of Shipping	Department of Shipping	Proficiency in Maritime Training and Assessment	Transport	41	46	51	54	58	250
221	Ministry of Shipping	Department of Shipping	Proficiency in Survival Craft and Rescue Boats other than Fast Rescue Boats	Transport	1,189	1,320	1,452	1,554	1,678	7,193
222	Ministry of Shipping	Department of Shipping	Radar Navigation (Management Level)	Transport	136	150	165	177	191	819
223	Ministry of Shipping	Department of Shipping	Radar Navigation (Operational Level)	Transport	127	140	155	165	179	766
224	Ministry of Shipping	Department of Shipping	Rating as Able Seafarer Deck	Transport	125	139	153	164	177	758
225	Ministry of Shipping	Department of Shipping	Rating as Able Seafarer Engine	Transport	137	152	167	179	193	828
226	Ministry of Shipping	Department of Shipping	Rating Forming Part of a Navigational Watch	Transport	348	387	425	455	491	2,106
227	Ministry of Shipping	Department of Shipping	Rating Forming Part of an Engineering Watch	Transport	528	586	644	689	744	3,191
228	Ministry of Shipping	Department of Shipping	Refresher in Medical First Aid	Transport	4	5	5	6	6	26

S.N	Name of Ministry/ Division	Name of Agency	Name of Occupation	Sector	Training Target					
					2022-23	2023-24	2024-25	2025-26	2026-27	Total
229	Ministry of Shipping	Department of Shipping	Refresher in Proficiency in Survival Craft and Rescue Boats Other Than Fast Rescue Boats	Transport	240	266	293	313	338	1,450
230	Ministry of Shipping	Department of Shipping	Seafarer with Designated Security Duties	Transport	1,609	1,786	1,965	2,103	2,271	9,734
231	Ministry of Shipping	Department of Shipping	Security Awareness	Transport	1,595	1,770	1,947	2,084	2,250	9,646
232	Ministry of Shipping	Department of Shipping	Shipboard Safety Officer Training Course	Transport	52	57	63	67	73	312
233	Ministry of Shipping	Department of Shipping	Ship Security Officer	Transport	320	356	391	418	452	1,937
234	Ministry of Shipping	Department of Shipping	Ship Simulator and Bridge Teamwork	Transport	36	40	44	47	51	218
235	Ministry of Shipping	Department of Shipping	Upgradation Courses, Deck Officer (NCV) – Class -4/5	Transport	4	5	5	6	6	26
236	Ministry of Shipping	Department of Shipping	Upgradation Courses, Engineer Officer (Management Level) – Class – 2/1	Transport	6	6	7	7	8	34
			Agency Total		21,570	23,942	26,335	28,179	30,433	130,459
237		BRAC Skills Development Programme	Aluminum Fabricators	Light Engineering	17	22	24	26	28	117
238		BRAC Skills Development Programme	Automobile Mechanics	Light Engineering	78	102	108	117	126	531
239		BRAC Skills Development Programme	Basic Electrical Technology	Light Engineering	17	22	24	26	28	117

S.N	Name of Ministry/ Division	Name of Agency	Name of Occupation	Sector	Training Target					
					2022-23	2023-24	2024-25	2025-26	2026-27	Total
240		BRAC Skills Development Programme	Basic Electronics	Light Engineering	17	22	24	26	28	117
241		BRAC Skills Development Programme	Beauty Salon - Female	Light Engineering	390	510	540	585	630	2,655
242		BRAC Skills Development Programme	Beauty Salon - Male	Beauty and wellness	17	22	24	26	28	117
243		BRAC Skills Development Programme	Block Boutique and Screen Printing	Informal	17	22	24	26	28	117
244		BRAC Skills Development Programme	Computer Operation	ICT	39	51	54	59	63	266
245		BRAC Skills Development Programme	Denting & Painting	Informal	39	51	54	59	63	266
246		BRAC Skills Development Programme	Electrical Installation & Maintenance (EIM)	Light Engineering	78	102	108	117	126	531
247		BRAC Skills Development Programme	Electrical Motor Repairing and Rewinding	Light Engineering	117	153	162	176	189	797
248		BRAC Skills Development Programme	Embroidery & Jori Chumki	Informal	17	22	24	26	28	117
249		BRAC Skills Development Programme	Food & Beverage Service	Tourism and Hospitality	39	51	54	59	63	266
250		BRAC Skills Development Programme	Graphic Design	ICT	78	102	108	117	126	531

S.N	Name of Ministry/ Division	Name of Agency	Name of Occupation	Sector	Training Target					
					2022-23	2023-24	2024-25	2025-26	2026-27	Total
251		BRAC Skills Development Programme	Hardware Technician	Light Engineering	17	22	24	26	28	117
252		BRAC Skills Development Programme	House Keeping	Tourism and Hospitality	39	51	54	59	63	266
253		BRAC Skills Development Programme	IT Support Specialist	ICT	17	22	24	26	28	117
254		BRAC Skills Development Programme	Lathe Machine Operation	Light Engineering	351	459	486	527	567	2,390
255		BRAC Skills Development Programme	Masonry	Construction	39	51	54	59	63	266
256		BRAC Skills Development Programme	Metal Sheet Cutting & Fabrication	Construction	117	153	162	176	189	797
257		BRAC Skills Development Programme	Milling Machine Operation	Construction	17	22	24	26	28	117
258		BRAC Skills Development Programme	Mobile Phone Servicing	Informal	78	102	108	117	126	531
259		BRAC Skills Development Programme	Motorcycle Service Mechanic	Light Engineering	117	153	162	176	189	797
260		BRAC Skills Development Programme	Plumbing & Pipe fittings	Construction	39	51	54	59	63	266
261		BRAC Skills Development Programme	Programmable Logic Control (PLC)	ICT	17	22	24	26	28	117

S.N	Name of Ministry/ Division	Name of Agency	Name of Occupation	Sector	Training Target					
					2022-23	2023-24	2024-25	2025-26	2026-27	Total
262		BRAC Skills Development Programme	Refrigeration & Air Conditioning (RAC)	Light Engineering	78	102	108	117	126	531
263		BRAC Skills Development Programme	Retail Sales	Others	39	51	54	59	63	266
264		BRAC Skills Development Programme	Steel Binding & Fabrications	Construction	39	51	54	59	63	266
265		BRAC Skills Development Programme	Tailoring and Dressmaking - Female	Informal	936	1,224	1,296	1,404	1,512	6,372
266		BRAC Skills Development Programme	Tailoring and Dressmaking - Male	Informal	273	357	378	410	441	1,859
267		BRAC Skills Development Programme	Tiles & Marbles Works	Construction	39	51	54	59	63	266
268		BRAC Skills Development Programme	Welding	Construction	390	510	540	585	630	2,655
269		BRAC Skills Development Programme	Wood Furniture	Furniture	78	102	108	117	126	531
270		BRAC Skills Development Programme	Wood Furniture Design	Furniture	39	51	54	59	63	266
			Agency Total		3719	4861	5154	5591	6013	25,338
271		Informal Sector ISC	Tailoring & dress making	Informal	0	50	100	100	100	350
272		Informal Sector ISC	Block batik & screen print	Informal	0	100	200	100	100	500
273		Informal Sector ISC	Embroidery & Nakshi kantha	Informal	0	50	100	50	50	250

S.N	Name of Ministry/ Division	Name of Agency	Name of Occupation	Sector	Training Target					
					2022-23	2023-24	2024-25	2025-26	2026-27	Total
274		Informal Sector ISC	Driving	Light Engineering	0	100	50	50	50	250
275		Informal Sector ISC	Motorcycle mechanic	Light Engineering	0	50	50	50	50	200
276		Informal Sector ISC	Mobile servicing	Informal	0	50	100	50	50	250
277		Informal Sector ISC	Beautification	Informal	0	50	100	50	50	250
278		Informal Sector ISC	Retails servicing	Informal	0	50	100	50	50	250
279		Informal Sector ISC	Boat making repairing	Light Engineering	0	20	30	30	20	100
280		Informal Sector ISC	Shoe repair & making	Leather & Leather Goods	0	30	30	20	20	100
281		Informal Sector ISC	Candle making,	Informal	0	20	30	30	20	100
282		Informal Sector ISC	Bee keeping	Informal	0	50	30	30	20	130
283		Informal Sector ISC	Hand loom	Informal	0	20	30	30	20	100
284		Informal Sector ISC	Home nursing	Informal	0	20	30	30	20	100
285		Informal Sector ISC	Care giving	Informal	0	20	50	30	20	120
			Agency Total		0	680	1030	700	640	3,050
			Total		170,539	186,784	199,235	211,682	180,685	948,925

5.2.3 UP-SKILLING⁶

S.N	Name of Ministry/ Division	Name of Agency	Name of Occupation	Sector	Training Target					
					2022-23	2023-24	2024-25	2025-26	2026-27	Total
1	Ministry of Agriculture	Department of Agricultural Extension'	Farmers training on Seed production technology	Agriculture	12,000	13,000	14,000	14,500	15,000	68,500
2	Ministry of Agriculture	Department of Agricultural Extension'	Farmers training on post-harvest technology	Agriculture	14,000	15,000	16,000	18,000	20,000	83,000
3	Ministry of Agriculture	Department of Agricultural Extension'	Farmers Training on IPM	Agriculture	6,000	7,000	8,000	9,000	10,000	40,000
			Agency Total		32,000	35,000	38,000	41,500	45,000	191,500
4	Ministry of Agriculture	Bangladesh Sugar crop Research Institute (BSRI)	Modern Technology of Sugar crop Cultivation	Agriculture	3,250	3,450	3,650	3,850	4,050	18,250
			Agency Total		3,250	3,450	3,650	3,850	4,050	18,250
5	Ministry of Agriculture	Soil Resource Development Institute	Farmers Training on soil sample collection technique	Agriculture	250	300	300	350	400	1,600
6	Ministry of Agriculture	Soil Resource Development Institute	Training on Adulterated Fertilizer identification	Agriculture	200	200	250	250	300	1,200
7	Ministry of Agriculture	Soil Resource Development Institute	Soil Test base Fertilizer application	Agriculture	400	500	550	600	800	2,850
8	Ministry of Agriculture	Soil Resource Development Institute	Application of SRDI Technology	Agriculture	150	150	200	250	300	1,050
9	Ministry of Agriculture	Soil Resource Development Institute	Training for trainers on Upazila Nirdeshika	Agriculture	100	100	150	200	200	750
10	Ministry of Agriculture	Soil Resource Development Institute	Training on saline soil management	Agriculture	200	250	300	300	350	1,400
11	Ministry of Agriculture	Soil Resource Development Institute	Training on Hill soil management	Agriculture	200	250	300	300	300	1,350
			Agency Total		1500	1750	2050	2250	2650	10,200

⁶Note: Training targets and occupations across which training will be undertaken have been sourced directly from 58 agencies (list in the annexure). The overall target has been arrived at as a basic summation of individual agency targets.

S.N	Name of Ministry/ Division	Name of Agency	Name of Occupation	Sector	Training Target					
					2022-23	2023-24	2024-25	2025-26	2026-27	Total
12	Ministry of Civil Aviation and Tourism	Biman	Upskilling- Aviation Engineering	Transport	392	431	474	521	573	2,391
13	Ministry of Civil Aviation and Tourism	Biman	Upskilling- Aviation Management	Transport	29	31	35	38	42	175
14	Ministry of Civil Aviation and Tourism	Biman	Upskilling- Operations Technical	Transport	420	462	508	559	615	2,564
15	Ministry of Civil Aviation and Tourism	Biman	Upskilling- Aviation Marketing and Sales	Transport	20	22	24	26	29	121
16	Ministry of Civil Aviation and Tourism	Biman	Upskilling- Airport Ground Service	Transport	1,662	1,828	2,011	2,212	2,433	10,146
17	Ministry of Civil Aviation and Tourism	Biman	Upskilling- Aircraft Flight Service	Transport	1,102	1,212	1,334	1,467	1,614	6,729
	Agency Total				3,625	3,986	4,386	4,823	5,306	22,126
18	Ministry of Civil Aviation and Tourism	Bangladesh Services Limited	Food & Beverage Service	Tourism and Hospitality	3	3	4	4	5	19
19	Ministry of Civil Aviation and Tourism	Bangladesh Services Limited	Food & Beverage Production	Tourism and Hospitality	3	3	4	4	5	19
20	Ministry of Civil Aviation and Tourism	Bangladesh Services Limited	Housekeeping & Laundry	Tourism and Hospitality	3	3	3	3	4	16
21	Ministry of Civil Aviation and Tourism	Bangladesh Services Limited	Front Office	Tourism and Hospitality	1	1	1	1	1	5
22	Ministry of Civil Aviation and Tourism	Bangladesh Services Limited	Sales & Marketing, Catering	Tourism and Hospitality	1	1	1	1	1	5
	Agency Total				11	11	13	13	16	64

S.N	Name of Ministry/ Division	Name of Agency	Name of Occupation	Sector	Training Target					
					2022-23	2023-24	2024-25	2025-26	2026-27	Total
23		National Association of Small Cottage Industries of Bangladesh (NASCIB)	Entrepreneurship Development Training through new business creation	Others	200	200	200	200	200	1,000
24		National Association of Small Cottage Industries of Bangladesh (NASCIB)	Beautification, Hair Dressing & Beauty Parlor Management	Beauty and wellness	50	50	50	50	50	250
25		National Association of Small Cottage Industries of Bangladesh (NASCIB)	Branding & Marketing of SME Products	Informal	50	50	50	50	50	250
26		National Association of Small Cottage Industries of Bangladesh (NASCIB)	Business Management (Basic Accounting, Financing, Developing Project Profile etc.)	Others	50	50	50	50	50	250
27		National Association of Small Cottage Industries of Bangladesh (NASCIB)	Karchupi Fitter, Fabric Painting, Machining & Dress making/ Tailoring	Informal	100	100	100	100	100	500
28		National Association of Small Cottage Industries of Bangladesh (NASCIB)	Access to Finance/ Financial Linkage & Finance for Entrepreneurs	Others	100	100	100	100	100	500
29		National Association of Small Cottage Industries of Bangladesh (NASCIB)	Skill Development Training on Diversified Jute & Jute Products Designing, Making, & Marketing	Jute	100	100	100	100	100	500
30		National Association of Small Cottage Industries of Bangladesh (NASCIB)	Management Skills Development for MSME`s	Others	50	50	50	50	50	250

S.N	Name of Ministry/ Division	Name of Agency	Name of Occupation	Sector	Training Target					
					2022-23	2023-24	2024-25	2025-26	2026-27	Total
31		National Association of Small Cottage Industries of Bangladesh (NASCIB)	Basic Industrial Engineering, Design & Trademark of Light Engineering Products	Light Engineering	50	50	50	50	50	250
32		National Association of Small Cottage Industries of Bangladesh (NASCIB)	Export & Import Sourcing, Procedures, Guideline & Operations, Managing Banks, C&F, Customs, VAT & TAX Management, Freight Forwarding & Shipping Agents for SME's	Others	50	50	50	50	50	250
33		National Association of Small Cottage Industries of Bangladesh (NASCIB)	Practical Applications of Bangladesh Labour Laws, Labour Right & Decent Work, Gender equality promotion, Human Rights in Business & Health Issues (COVID19) at professional level	Others	25	25	25	25	25	125
34		National Association of Small Cottage Industries of Bangladesh (NASCIB)	ECommerce, Digital/Social Media & Affiliate Marketing	ICT	50	50	50	50	50	250
			Agency Total		875	875	875	875	875	4,375
35	Ministry of Expatriates' Welfare and Overseas Employment (MoEWOE)	Bureau of Manpower Employment and Training (BMET)	Automobile	Light Engineering	150	160	200	220	240	970

S.N	Name of Ministry/ Division	Name of Agency	Name of Occupation	Sector	Training Target					
					2022-23	2023-24	2024-25	2025-26	2026-27	Total
36	Ministry of Expatriates' Welfare and Overseas Employment (MoEWOE)	Bureau of Manpower Employment and Training (BMET)	Civil Construction	Construction	200	250	270	280	290	1,290
37	Ministry of Expatriates' Welfare and Overseas Employment (MoEWOE)	Bureau of Manpower Employment and Training (BMET)	Mechanical	Light Engineering	210	220	230	240	250	1,150
38	Ministry of Expatriates' Welfare and Overseas Employment (MoEWOE)	Bureau of Manpower Employment and Training (BMET)	RAC	Light Engineering	120	150	170	190	200	830
39	Ministry of Expatriates' Welfare and Overseas Employment (MoEWOE)	Bureau of Manpower Employment and Training (BMET)	Electrical	Light Engineering	200	250	280	290	290	1,310
40	Ministry of Expatriates' Welfare and Overseas Employment (MoEWOE)	Bureau of Manpower Employment and Training (BMET)	IT	ICT	150	150	200	220	230	950
41	Ministry of Expatriates' Welfare and Overseas Employment (MoEWOE)	Bureau of Manpower Employment and Training (BMET)	Electronics	Light Engineering	100	110	150	170	200	730
42	Ministry of Expatriates' Welfare and Overseas Employment (MoEWOE)	Bureau of Manpower Employment and Training (BMET)	Welding	Light Engineering	100	130	160	170	200	760

S.N	Name of Ministry/ Division	Name of Agency	Name of Occupation	Sector	Training Target					
					2022-23	2023-24	2024-25	2025-26	2026-27	Total
43	Ministry of Expatriates' Welfare and Overseas Employment (MoEWOE)	Bureau of Manpower Employment and Training (BMET)	Textile and RMG	Textile and RMG	250	270	270	280	290	1,360
			Agency Total		1480	1690	1930	2060	2190	9,350
44	Ministry of Fisheries and Livestock	Department of Fisheries	Safety of Lives at Sea (SOLAS) & dry fish production	Fisheries	300	315	330	345	370	1,660
45	Ministry of Fisheries and Livestock	Department of Fisheries	Hatchery Management	Fisheries	350	380	405	415	430	1,980
46	Ministry of Fisheries and Livestock	Department of Fisheries	Nursery Management	Fisheries	450	470	490	525	550	2,485
47	Ministry of Fisheries and Livestock	Department of Fisheries	Fish Culture Technique based on Species e.g. Carp Culture, culture of Tilapia ,Koi, shingh, magur, Gulsa, Pabda, Shol, chitol, Galda ,Bagda, Mud crab, eel, mollusk,)	Fisheries	4,000	4,200	4,400	4,630	4,850	22,080
48	Ministry of Fisheries and Livestock	Department of Fisheries	Fish Culture Technique based on technology (e.g. Monoculture, polyculture, Pen culture, Cage culture, intensive, semi intensive, maricultural, Raceway, Bioflack)	Fisheries	1,700	1,785	1,860	1,920	1,990	9,255
49	Ministry of Fisheries and Livestock	Department of Fisheries	Good Aquaculture Practice (GAP) and CCRF	Fisheries	700	735	770	800	825	3,830
50	Ministry of Fisheries and Livestock	Department of Fisheries	Food safety in fisheries and safe fish Product	Fisheries	70	75	80	85	90	400
51	Ministry of Fisheries and Livestock	Department of Fisheries	Fish Value Chain: HACCP and traceability	Fisheries	50	52	55	57	60	274

S.N	Name of Ministry/ Division	Name of Agency	Name of Occupation	Sector	Training Target					
					2022-23	2023-24	2024-25	2025-26	2026-27	Total
52	Ministry of Fisheries and Livestock	Department of Fisheries	IUU fishing & CCRF	Fisheries	50	55	58	60	65	288
53	Ministry of Fisheries and Livestock	Department of Fisheries	Halda fisheries conservation	Fisheries	40	42	45	50	55	232
			Agency Total		7710	8109	8493	8887	9285	42,484
54	Ministry of Industries	Training Institute for Chemical Industries (TICI), BCIC	Industrial Safety in Mechanical Maintenance	Light Engineering	12	12	12	12	12	60
55	Ministry of Industries	Training Institute for Chemical Industries (TICI), BCIC	Computer Networking & Maintenance	ICT	12	15	15	15	15	72
56	Ministry of Industries	Training Institute for Chemical Industries (TICI), BCIC	Computer & Its Application	ICT	19	19	20	24	20	102
			Agency Total		43	46	47	51	47	234
57	Rural Development and Co-operatives Division	Bangabandhu Academy for Poverty Alleviation and Rural Development (BAPARD)	Outsider GO/NGO Officers & Staff Training	Others	92	100	107	115	125	539
			Agency Total		92	100	107	115	125	539
58	ICT Division	Skill Development for Mobile Game and Application Project	Training for Mobile App Development (Cross Platform)	ICT	8,000	0	0	0	0	8,000
59	ICT Division	Skill Development for Mobile Game and Application Project	Training for Mobile Game Development (Cross Platform)	ICT	2,000	0	0	0	0	2,000
			Agency Total		10,000	0	0	0	0	10,000
60	ICT Division	Bangladesh Computer Council (BCC)	Training Program on certified web development specialist	ICT	30	45	68	101	152	396
61	ICT Division	Bangladesh Computer Council (BCC)	Data base Application Development using Oracle with DBA &outsourcing Technique	ICT	60	90	135	142	149	576

S.N	Name of Ministry/ Division	Name of Agency	Name of Occupation	Sector	Training Target					
					2022-23	2023-24	2024-25	2025-26	2026-27	Total
62	ICT Division	Bangladesh Computer Council (BCC)	Network Administration (Windows & Linux)	ICT	30	45	68	71	74	288
63	ICT Division	Bangladesh Computer Council (BCC)	Training Program on E-Government Application	ICT	30	45	68	71	74	288
64	ICT Division	Bangladesh Computer Council (BCC)	Training Program on Server and Internet Security Administrator	ICT	30	45	68	71	74	288
65	ICT Division	Bangladesh Computer Council (BCC)	Diploma in Game Development	ICT	45	68	101	106	112	432
66	ICT Division	Bangladesh Computer Council (BCC)	Diploma in IT Administrator Network	ICT	29	43	64	67	71	274
67	ICT Division	Bangladesh Computer Council (BCC)	Diploma in IT Administrator Server	ICT	29	43	64	67	71	274
68	ICT Division	Bangladesh Computer Council (BCC)	Diploma in. Lavel Framework	ICT	29	43	64	67	71	274
69	ICT Division	Bangladesh Computer Council (BCC)	Post Graduate Diploma in ICT	ICT	122	182	273	287	301	1,165
70	ICT Division	Bangladesh Computer Council (BCC)	Diploma in ICT	ICT	66	99	149	156	164	634
71	ICT Division	Bangladesh Computer Council (BCC)	Diploma in ICT (DICT)	ICT	200	320	360	400	450	1,730
72	ICT Division	Bangladesh Computer Council (BCC)	Diploma in Web Application & Development	ICT	20	60	100	140	150	470
73	ICT Division	Bangladesh Computer Council (BCC)	Diploma in Graphics Design & Multimedia Technology	ICT	20	60	100	140	150	470
			Agency Total		740	1188	1682	1886	2063	7559
74	Road Transport and Highways Division	Bangladesh Road Transport Corporation	Basic Driving (Light)	Transport	1,000	1,100	1,200	1,300	1,400	6,000
75	Road Transport and Highways Division	Bangladesh Road Transport Corporation	Basic Driving (Heavy)	Transport	800	900	1,000	1,100	1,200	5,000

S.N	Name of Ministry/ Division	Name of Agency	Name of Occupation	Sector	Training Target					
					2022-23	2023-24	2024-25	2025-26	2026-27	Total
76	Road Transport and Highways Division	Bangladesh Road Transport Corporation	Basic Auto Mechanism	Transport	200	225	250	275	300	1,250
			Agency Total		2,000	2,225	2,450	2,675	2,900	12,250
77	Ministry of Textile & Jute	Bangladesh Jute Mills Corporation (BJMC)	TOT	Jute	0	10	10	10	10	40
78	Ministry of Textile & Jute	Bangladesh Jute Mills Corporation (BJMC)	TOA	Jute	0	10	10	10	10	40
			Agency Total		0	20	20	20	20	80
79		Dhaka Ahsania Mission	Electrical Installation & Maintenance	Construction	10	20	20	20	20	90
80		Dhaka Ahsania Mission	Industrial Sewing Machine Operation	Textile and RMG	15	30	30	30	30	135
81		Dhaka Ahsania Mission	Dress Making & Tailoring	Informal	8	15	15	15	15	68
82		Dhaka Ahsania Mission	Certification of Beautification	Beauty and wellness	8	15	15	15	15	68
83		Dhaka Ahsania Mission	Mobile Phone Servicing	Informal	8	15	15	15	15	68
84		Dhaka Ahsania Mission	General Electronics	ICT	5	10	10	10	10	45
85		Dhaka Ahsania Mission	Sweater Linking Operation	Textile and RMG	8	15	15	15	15	68
86		Dhaka Ahsania Mission	Sweater Knitting Operation	Textile and RMG	10	10	10	10	10	50
87		Dhaka Ahsania Mission	Plumbing & Pipe Fitting	Construction	10	10	10	10	10	50
88		Dhaka Ahsania Mission	Driving Cum Mechanics	Light Engineering	10	10	10	10	10	50
89		Dhaka Ahsania Mission	Masonry	Construction	10	10	10	10	10	50
90		Dhaka Ahsania Mission	Rod Binding	Construction	10	10	10	10	10	50
91		Dhaka Ahsania Mission	Tile & Marble Fitting	Construction	10	10	10	10	10	50

S.N	Name of Ministry/ Division	Name of Agency	Name of Occupation	Sector	Training Target					
					2022-23	2023-24	2024-25	2025-26	2026-27	Total
92		Dhaka Ahsania Mission	Graphic Design	ICT	10	10	10	10	10	50
93		Dhaka Ahsania Mission	Refrigeration & air-conditioning	Light Engineering	0	0	0	10	10	20
94		Dhaka Ahsania Mission	Auto CAD	ICT	0	0	0	10	10	20
95		Dhaka Ahsania Mission	Computer Application	ICT	0	0	0	10	10	20
96		Dhaka Ahsania Mission	Block Batic	Informal	0	0	0	10	10	20
97		Dhaka Ahsania Mission	Handi Crafts	Informal	0	0	0	10	10	20
98		Dhaka Ahsania Mission	Food Processing	Agro Food	0	0	0	10	10	20
		Agency Total			132	190	190	250	250	1,012
99		Agro Food ISC	Food Processing (in different sub-sectors)	Agro Food	480	600	800	1,000	1,200	4,080
100		Agro Food ISC	Food Packaging(in different sub-sectors)	Agro Food	300	400	500	600	700	2,500
101		Agro Food ISC	Baking	Agro Food	300	400	500	600	700	2,500
102		Agro Food ISC	Food Safety & Hygiene(in different sub-sectors)	Agro Food	300	400	500	600	700	2,500
103		Agro Food ISC	Quality Control (in different sub-sectors)	Agro Food	150	200	300	400	500	1,550
104		Agro Food ISC	Chanachur and Jhuri Processing	Agro Food	50	100	150	200	250	750
105		Agro Food ISC	Food Preparation	Agro Food	50	100	150	200	250	750
106		Agro Food ISC	Rice Processing	Agro Food	10	20	50	80	100	260
107		Agro Food ISC	Puff and Flatten Rice Processing	Agro Food	50	100	150	200	250	750
108		Agro Food ISC	Sweet Meat Making	Agro Food	100	200	300	400	500	1,500
		Agency Total			1790	2520	3400	4280	5150	17,140
109		Ceramic ISC (CISC)	Model & Molding	Ceramics	0	90	90	90	0	270
110		Ceramic ISC (CISC)	Forming	Ceramics	0	60	60	60	0	180

S.N	Name of Ministry/ Division	Name of Agency	Name of Occupation	Sector	Training Target					
					2022-23	2023-24	2024-25	2025-26	2026-27	Total
111		Ceramic ISC (CISC)	Designing, Decoration & printing	Ceramics	0	60	60	60	0	180
112		Ceramic ISC (CISC)	Body & Glaze preparing	Ceramics	0	60	60	60	0	180
113		Ceramic ISC (CISC)	Glazing	Ceramics	0	60	60	60	0	180
114		Ceramic ISC (CISC)	Firing	Ceramics	0	60	60	60	0	180
115		Ceramic ISC (CISC)	Squaring & polishing	Ceramics	0	60	60	60	0	180
116		Ceramic ISC (CISC)	Labouratory test & R&D	Ceramics	0	60	60	60	0	180
117		Ceramic ISC (CISC)	Quality Control	Ceramics	0	60	60	60	0	180
118		Ceramic ISC (CISC)	Packing	Ceramics	0	60	60	60	0	180
119		Ceramic ISC (CISC)	Mechanical Maintenance	Ceramics	0	60	60	60	0	180
120		Ceramic ISC (CISC)	Electrical Maintenance	Light Engineering	0	60	60	60	0	180
		Agency Total			0	750	750	750	0	2,250
121		Light Engineering ISC (LEISC)	Refrigeration & Air Conditioning (RAC)	Light Engineering	300	300	300	300	300	1,500
122		Light Engineering ISC (LEISC)	Welding	Light Engineering	350	350	350	400	400	1,850
123		Light Engineering ISC (LEISC)	Electrical Installation & Maintenance (EIM)	Light Engineering	200	200	200	250	250	1,100
124		Light Engineering ISC (LEISC)	Machine Shop Practice (MSP)	Light Engineering	50	50	50	50	50	250
125		Light Engineering ISC (LEISC)	CNC Machine Operation	Light Engineering	100	100	100	100	100	500
126		Light Engineering ISC (LEISC)	CAD-CAM Design and Programming	ICT	30	50	60	75	100	315
127		Light Engineering ISC (LEISC)	Master Craftsmanship	Light Engineering	30	50	60	75	100	315
128		Light Engineering ISC (LEISC)	Certificate on PLC	Light Engineering	30	50	60	75	100	315
		Agency Total			1090	1150	1180	1325	1400	6,145
129		ISC Leather & Leather Goods	Productivity Improvement Techniques	Light Engineering	150	150	150	150	150	750
130		ISC Leather & Leather Goods	Supervisory, Management &	Leather & Leather Goods	150	150	150	150	150	750

S.N	Name of Ministry/ Division	Name of Agency	Name of Occupation	Sector	Training Target					
					2022-23	2023-24	2024-25	2025-26	2026-27	Total
			Leadership Skills Development							
131		ISC Leather & Leather Goods	Total Quality Management	Leather & Leather Goods	250	250	250	250	250	1,250
132		ISC Leather & Leather Goods	Standard Social Compliance In Industry	Leather & Leather Goods	250	250	250	150	150	1,050
133		ISC Leather & Leather Goods	Quality Control & Assurance	Leather & Leather Goods	200	200	200	200	200	1,000
134		ISC Leather & Leather Goods	Sourcing & Merchandizing	Leather & Leather Goods	60	60	60	0	0	180
135		ISC Leather & Leather Goods	Chemical Management	Leather & Leather Goods	0	90	90	90	90	360
136		ISC Leather & Leather Goods	LWG Certification for Tanneries	Leather & Leather Goods	0	0	0	100	0	100
137		ISC Leather & Leather Goods	ETP Operation	Leather & Leather Goods	0	0	60	60	60	180
138		ISC Leather & Leather Goods	Basic Tanning Process	Leather & Leather Goods	0	120	120	120	120	480
139		ISC Leather & Leather Goods	Innovations for Leather: Chrome-free tanning and vegetable tanning solutions (eco-friendly leather)	Leather & Leather Goods	0	0	30	25	0	55
140		ISC Leather & Leather Goods	Waste Management	Leather & Leather Goods	30	30	25	30	30	145
141		ISC Leather & Leather Goods	Lean Management	Leather & Leather Goods	0	25	25	25		75
142		ISC Leather & Leather Goods	Internal Auditing (Social and Environmental)	Others	50	0	50	50	50	200
143		ISC Leather & Leather Goods	Quality Management System	Leather & Leather Goods	0	25	25	25	25	100
144		ISC Leather & Leather Goods	Environmental Management System	Leather & Leather Goods	0	25	25	25	25	100
			Agency Total		1140	1375	1510	1450	1300	6,775
145		UCEP	Auto Mechanics	Transport	450	475	500	525	550	2,500

S.N	Name of Ministry/ Division	Name of Agency	Name of Occupation	Sector	Training Target					
					2022-23	2023-24	2024-25	2025-26	2026-27	Total
146		UCEP	Welding	Light Engineering	200	225	250	275	300	1,250
147		UCEP	Machinist	Light Engineering	150	175	200	225	250	1,000
148		UCEP	Masonry	Construction	50	62	75	87	100	374
149		UCEP	Plumbing	Construction	50	62	75	87	100	374
150		UCEP	Marble & Tiles	Construction	50	62	75	87	100	374
151		UCEP	Consumer Electronics	Light Engineering	350	375	400	412	425	1,962
152		UCEP	Electrical Installation & Maintenance	Light Engineering	775	825	875	900	925	4,300
153		UCEP	Mobile Phone Servicing	Informal	100	112	125	150	162	649
154		UCEP	Refrigeration & Air Conditioning	Light Engineering	250	275	300	312	325	1,462
155		UCEP	Industrial Sewing Operation	Textile and RMG	500	525	550	562	550	2,687
156		UCEP	Tailoring & Dress Making	Informal	88	100	125	137	150	600
157		UCEP	Garments Finishing	Textile and RMG	69	75	100	112	125	481
158		UCEP	Sewing Machine Mechanics	Textile and RMG	69	75	100	112	125	481
159		UCEP	Textile Machine Operator (Weaving, Spinning, Knitting)	Textile and RMG	40	50	63	75	87	315
160		UCEP	Apparel Screen printing	Textile and RMG	25	25	37	50	63	200
161		UCEP	Wood Working Machine Operator	Furniture	40	40	50	62	75	267
162		UCEP	Motorcycle Service	Light Engineering	25	25	37	50	56	193
163		UCEP	Lacquer Polish	Furniture	40	40	40	40	40	200
164		UCEP	Cooking	Tourism and Hospitality	50	50	50	50	50	250
165		UCEP	Baking	Tourism and Hospitality	50	50	50	50	50	250

S.N	Name of Ministry/ Division	Name of Agency	Name of Occupation	Sector	Training Target					
					2022-23	2023-24	2024-25	2025-26	2026-27	Total
166		UCEP	Food & Beverage	Tourism and Hospitality	50	50	50	50	50	250
167		UCEP	Beautician	Beauty and wellness	120	120	120	120	120	600
168		UCEP	Solar Electrical System	Informal	12	25	25	25	25	112
169		UCEP	IT Support Service	ICT	500	500	500	500	500	2,500
170		UCEP	Rod Binding & fabrication	Construction	50	50	50	50	50	250
		Agency Total			4153	4448	4822	5105	5353	23,881
171		Construction ISC	Electrical	Construction	1,000	1,200	1,500	1,800	2,000	7,500
172		Construction ISC	Mason	Construction	500	600	700	800	1,000	3,600
173		Construction ISC	Plumbing	Construction	400	500	600	700	800	3,000
174		Construction ISC	Welder/Grill Maker	Construction	200	300	400	500	600	2,000
175		Construction ISC	Tiles and Marvel works	Construction	200	300	400	500	600	2,000
176		Construction ISC	Rod Binding	Construction	100	200	300	400	500	1,500
177		Construction ISC	Building Painting	Construction	100	200	300	400	500	1,500
178		Construction ISC	Aluminum Fabrication	Construction	100	200	300	400	500	1,500
179		Construction ISC	Shattering	Construction	50	80	100	150	200	580
180		Construction ISC	Finishing Carpenter	Furniture	50	80	100	150	200	580
181		Construction ISC	Lift Installation	Construction	50	80	100	150	200	580
182		Construction ISC	Glazing Fitter	Construction	20	40	60	80	100	300
183		Construction ISC	Apartment House Management	Construction	20	40	60	80	100	300
184		Construction ISC	Refrigeration and Air condition	Construction	50	60	80	100	120	410
185		Construction ISC	Construction Supervisor	Construction	20	40	60	80	100	300
		Agency Total			2,860	3,920	5,060	6,290	7,520	25,650
186	Ministry of Shipping	Department of Shipping	Advanced fire fighting	Transport	1,210	1,343	1,477	1,580	1,707	7,317
187	Ministry of Shipping	Department of Shipping	Advanced Training for Chemical Tanker cargo operations	Transport	325	361	397	424	458	1,965
188	Ministry of Shipping	Department of Shipping	Advanced Training for Liquefied Gas Tanker Cargo Operations	Transport	19	21	23	25	27	115

S.N	Name of Ministry/ Division	Name of Agency	Name of Occupation	Sector	Training Target					
					2022-23	2023-24	2024-25	2025-26	2026-27	Total
189	Ministry of Shipping	Department of Shipping	Advanced Training for Oil Tanker Cargo Operations	Transport	769	854	939	1,005	1,086	4,653
190	Ministry of Shipping	Department of Shipping	Bangladesh Merchant Shipping Ordinance	Transport	148	164	181	193	209	895
191	Ministry of Shipping	Department of Shipping	Basic training for Liquified gas Tanker Cargo Operations	Transport	112	124	137	146	158	677
192	Ministry of Shipping	Department of Shipping	Basic Training For Oil And Chemical Tanker Cargo Operations	Transport	776	862	948	1,014	1,095	4,695
193	Ministry of Shipping	Department of Shipping	Bridge Resource Management and Application of Leadership and Managerial Skills	Transport	40	45	49	53	57	244
194	Ministry of Shipping	Department of Shipping	Bridge Resource Management and Application of Leadership and Teamwork Skills	Transport	183	203	223	239	258	1,106
195	Ministry of Shipping	Department of Shipping	Bridge Team Management	Transport	7	7	8	9	9	40
196	Ministry of Shipping	Department of Shipping	Company Security Officer	Transport	4	5	5	6	6	26
197	Ministry of Shipping	Department of Shipping	Crowd Management Training for Masters, Officers and other Personnel Designated on Muster Lists to Assist Passengers in Emergency Situations on Board Passenger Ships	Transport	7	7	8	9	9	40
198	Ministry of Shipping	Department of Shipping	Efficient Deck Hand	Transport	564	627	689	737	796	3,413
199	Ministry of Shipping	Department of Shipping	Elementary First Aid	Transport	1,751	1,943	2,137	2,287	2,470	10,588
200	Ministry of Shipping	Department of Shipping	Engine Room Resource Management and	Transport	8824	9795	10774	11528	12451	53,372

S.N	Name of Ministry/ Division	Name of Agency	Name of Occupation	Sector	Training Target					
					2022-23	2023-24	2024-25	2025-26	2026-27	Total
			Application Of Leadership And Managerial Skills							
201	Ministry of Shipping	Department of Shipping	Preparatory Course for Master and chief mate combined on Ships of 500 Gross Tonnage or more	Transport	333	371	407	436	471	2,018
202	Ministry of Shipping	Department of Shipping	Proficiency in Maritime Training and Assessment	Transport	41	46	51	54	58	250
203	Ministry of Shipping	Department of Shipping	Proficiency in Survival Craft and Rescue Boats other than Fast Rescue Boats	Transport	1,189	1,320	1,452	1,554	1,628	7,143
204	Ministry of Shipping	Department of Shipping	Radar Navigation (Management Level)	Transport	136	150	165	177	191	819
205	Ministry of Shipping	Department of Shipping	Radar Navigation (Operational Level)	Transport	127	140	154	165	179	765
206	Ministry of Shipping	Department of Shipping	Rating as Able Seafarer Deck	Transport	125	139	153	164	177	758
207	Ministry of Shipping	Department of Shipping	Rating as Able Seafarer Engine	Transport	137	151	167	179	192	826
208	Ministry of Shipping	Department of Shipping	Rating Forming Part of a Navigational Watch	Transport	348	387	426	455	491	2,107
209	Ministry of Shipping	Department of Shipping	Rating Forming Part of an Engineering Watch	Transport	528	586	644	689	744	3,191
210	Ministry of Shipping	Department of Shipping	Refresher in Medical First Aid	Transport	5	5	5	6	6	27
211	Ministry of Shipping	Department of Shipping	Refresher in Proficiency in Survival Craft and Rescue Boats Other Than Fast Rescue Boats	Transport	240	266	293	313	338	1,450
212	Ministry of Shipping	Department of Shipping	Seafarer With Designated Security Duties	Transport	1,609	1,786	1,965	2,103	2,271	9,734
213	Ministry of Shipping	Department of Shipping	Security Awareness	Transport	1,595	1,770	1,947	2,084	2,250	9,646

S.N	Name of Ministry/ Division	Name of Agency	Name of Occupation	Sector	Training Target					
					2022-23	2023-24	2024-25	2025-26	2026-27	Total
214	Ministry of Shipping	Department of Shipping	Ship Board Safety Officer Training Course	Transport	52	57	63	67	73	312
215	Ministry of Shipping	Department of Shipping	Ship Security Officer	Transport	320	356	391	418	452	1,937
216	Ministry of Shipping	Department of Shipping	Ship Simulator and Bridge Teamwork	Transport	36	40	44	47	51	218
217	Ministry of Shipping	Department of Shipping	Upgradation Courses, Deck Officer (NCV) – Class -4/5	Transport	5	5	5	6	6	27
218	Ministry of Shipping	Department of Shipping	Upgradation Courses, Engineer Officer (Management Level) – Class – 2/1	Transport	6	6	7	7	8	34
			Agency Total		21,571	23,942	26,334	28,179	30,382	130,408
219		BRAC Skills Development Programme	Aluminum Fabricators	Light Engineering	57	75	79	86	92	389
220		BRAC Skills Development Programme	Automobile Mechanics	Light Engineering	260	340	360	390	420	1,770
221		BRAC Skills Development Programme	Basic Electrical Technology	Light Engineering	57	75	79	86	92	389
222		BRAC Skills Development Programme	Basic Electronics	Light Engineering	57	75	79	86	92	389
223		BRAC Skills Development Programme	Beauty Salon - Female	Light Engineering	1,300	1,700	1,800	1,950	2,100	8,850
224		BRAC Skills Development Programme	Beauty Salon - Male	Beauty and wellness	57	75	79	86	92	389
225		BRAC Skills Development Programme	Block Boutique and Screen Printing	Informal	57	75	79	86	92	389

S.N	Name of Ministry/ Division	Name of Agency	Name of Occupation	Sector	Training Target					
					2022-23	2023-24	2024-25	2025-26	2026-27	Total
226		BRAC Skills Development Programme	Computer Operation	ICT	130	170	180	195	210	885
227		BRAC Skills Development Programme	Denting & Painting	Informal	130	170	180	195	210	885
228		BRAC Skills Development Programme	Electrical Installation & Maintenance (EIM)	Light Engineering	260	340	360	390	420	1,770
229		BRAC Skills Development Programme	Electrical Motor Repairing and Rewinding	Light Engineering	390	510	540	585	630	2,655
230		BRAC Skills Development Programme	Embroidery & Jori Chumki	Informal	57	75	79	86	92	389
231		BRAC Skills Development Programme	Food & Beverage Service	Tourism and Hospitality	130	170	180	195	210	885
232		BRAC Skills Development Programme	Graphic Design	ICT	260	340	360	390	420	1,770
233		BRAC Skills Development Programme	Hardware Technician	Light Engineering	57	75	79	86	92	389
234		BRAC Skills Development Programme	House Keeping	Tourism and Hospitality	130	170	180	195	210	885
235		BRAC Skills Development Programme	IT Support Specialist	ICT	57	75	79	86	92	389
236		BRAC Skills Development Programme	Lathe Machine Operation	Light Engineering	1,170	1,530	1,620	1,755	1,890	7,965

S.N	Name of Ministry/ Division	Name of Agency	Name of Occupation	Sector	Training Target					
					2022-23	2023-24	2024-25	2025-26	2026-27	Total
237		BRAC Skills Development Programme	Masonry	Construction	130	170	180	195	210	885
238		BRAC Skills Development Programme	Metal Sheet Cutting & Fabrication	Construction	390	510	540	585	630	2,655
239		BRAC Skills Development Programme	Milling Machine Operation	Construction	57	75	79	86	92	389
240		BRAC Skills Development Programme	Mobile Phone Servicing	Informal	260	340	360	390	420	1,770
241		BRAC Skills Development Programme	Motorcycle Service Mechanic	Light Engineering	390	510	540	585	630	2,655
242		BRAC Skills Development Programme	Plumbing & Pipe fittings	Construction	130	170	180	195	210	885
243		BRAC Skills Development Programme	Programmable Logic Control(PLC)	ICT	57	75	79	86	92	389
244		BRAC Skills Development Programme	Refrigeration & Air Conditioning (RAC)	Light Engineering	260	340	360	390	420	1,770
245		BRAC Skills Development Programme	Retail Sales	Others	130	170	180	195	210	885
246		BRAC Skills Development Programme	Steel Binding & Fabrications	Construction	130	170	180	195	210	885
247		BRAC Skills Development Programme	Tailoring and Dressmaking-Female	Informal	3,120	4,080	4,320	4,680	5,040	21,240

S.N	Name of Ministry/ Division	Name of Agency	Name of Occupation	Sector	Training Target					
					2022-23	2023-24	2024-25	2025-26	2026-27	Total
248		BRAC Skills Development Programme	Tailoring and Dressmaking - Male	Informal	910	1,190	1,260	1,365	1,470	6,195
249		BRAC Skills Development Programme	Tiles & Marbles Works	Construction	130	170	180	195	210	885
250		BRAC Skills Development Programme	Welding	Construction	1,300	1,700	1,800	1,950	2,100	8,850
251		BRAC Skills Development Programme	Wood Furniture	Furniture	260	340	360	390	420	1,770
252		BRAC Skills Development Programme	Wood Furniture Design	Furniture	130	170	180	195	210	885
		Agency Total			12400	16220	17170	18605	20030	84,425
253		Informal Sector ISC	Tailoring & dress making	Informal	0	50	100	100	0	250
254		Informal Sector ISC	Block batik & screen print	Informal	0	50	50	50	50	200
255		Informal Sector ISC	Embroidery & Nakshi kantha	Informal	0	50	50	50	30	180
256		Informal Sector ISC	Driving	Light Engineering	0	20	20	20	20	80
257		Informal Sector ISC	Motorcycle mechanic	Light Engineering	0	0	0	20	20	40
258		Informal Sector ISC	Beautification	Beauty and wellness	0	50	50	50	30	180
259		Informal Sector ISC	Retails servicing	Informal	0	50	50	50	20	170
260		Informal Sector ISC	Candle making,	Informal	0		0	0	20	20
261		Informal Sector ISC	Bee keeping	Informal	0	20	20	0	10	50
262		Informal Sector ISC	Hand loom	Informal	0	30	30	30	0	90
263		Informal Sector ISC	Home nursing	Informal	0	50	50	20	0	120
264		Informal Sector ISC	Care giving	Informal	0	30	30	30	0	90
		Agency Total			0	400	450	420	200	1,470

S.N	Name of Ministry/ Division	Name of Agency	Name of Occupation	Sector	Training Target					
					2022-23	2023-24	2024-25	2025-26	2026-27	Total
265	Technical and Madrasah Education Division	Directorate of Technical Education	Auto Mechanic's	Transport	0	200	280	300	362	1,142
266	Technical and Madrasah Education Division	Directorate of Technical Education	EIM	Construction	0	650	730	800	800	2,980
267	Technical and Madrasah Education Division	Directorate of Technical Education	Graphic Design	ICT	0	500	400	362	380	1,642
268	Technical and Madrasah Education Division	Directorate of Technical Education	IT Support	ICT	0	650	700	800	830	2,980
269	Technical and Madrasah Education Division	Directorate of Technical Education	Plumbing	Construction	0	200	280	302	360	1,142
270	Technical and Madrasah Education Division	Directorate of Technical Education	RAC	Light Engineering	0	200	280	320	362	1,162
271	Technical and Madrasah Education Division	Directorate of Technical Education	Welding & Fabrication	Light Engineering	0	650	700	800	820	2,970
			Agency Total		0	3050	3370	3684	3914	14,018
272	Ministry of Expatriates' Welfare and Overseas Employment	Bangladesh Overseas Employment Services Limited (BOESL)	Korean Language Training	Others	300	350	500	550	600	2,300
			Agency Total		300	350	500	550	600	2,300
			Total		108,762	116,765	128,439	139,893	150,626	644,485

5.2.4 APPRENTICESHIP⁷

S.N	Name of Ministry/ Division	Name of Agency	Name of Occupation	Sector	Training Target					
					2022-23	2023-24	2024-25	2025-26	2026-27	Total
1	Ministry of Civil Aviation and Tourism	Biman	Apprentice Training-Aviation Engineering	Transport	44	48	53	59	64	268
			Agency Total		44	48	53	59	64	268
2	Ministry of Civil Aviation and Tourism	Bangladesh Services Limited	Food & Beverage Service	Tourism and Hospitality	50	60	70	70	80	330
3	Ministry of Civil Aviation and Tourism	Bangladesh Services Limited	Food & Beverage Production	Tourism and Hospitality	40	40	50	60	70	260
4	Ministry of Civil Aviation and Tourism	Bangladesh Services Limited	Housekeeping & Laundry	Tourism and Hospitality	40	40	50	60	70	260
5	Ministry of Civil Aviation and Tourism	Bangladesh Services Limited	Front Office	Tourism and Hospitality	4	4	5	5	6	24
6	Ministry of Civil Aviation and Tourism	Bangladesh Services Limited	Sales & Marketing, Catering	Tourism and Hospitality	2	2	4	4	4	16
			Agency Total		136	146	179	199	230	890
7		National Association of Small Cottage Industries of Bangladesh (NASCIB)	Entrepreneurship Development Training through new business creation	others	200	280	240	240	240	1200
8		National Association of Small Cottage Industries of Bangladesh (NASCIB)	Beautification, Hair Dressing & Beauty Parlor Management	Beauty and wellness	120	120	120	120	120	600

⁷Note: Training targets and occupations across which training will be undertaken have been sourced directly from 58 agencies (list in the annexure). The overall target has been arrived at as a basic summation of individual agency targets.

S.N	Name of Ministry/ Division	Name of Agency	Name of Occupation	Sector	Training Target					
					2022-23	2023-24	2024-25	2025-26	2026-27	Total
9		National Association of Small Cottage Industries of Bangladesh (NASCIB)	Branding & Marketing of SME Products	Informal	80	80	80	80	80	400
10		National Association of Small Cottage Industries of Bangladesh (NASCIB)	Business Management (Basic Accounting, Financing, Developing Project Profile etc.)	others	40	40	40	40	40	200
11		National Association of Small Cottage Industries of Bangladesh (NASCIB)	Karchupi Fitter, Fabric Painting, Machining & Dress making/ Tailoring	Informal	240	240	240	240	240	1200
12		National Association of Small Cottage Industries of Bangladesh (NASCIB)	Access to Finance/ Financial Linkage & Finance for Entrepreneurs	others	160	160	160	160	160	800
13		National Association of Small Cottage Industries of Bangladesh (NASCIB)	Skill Development Training on Diversified Jute & Jute Products Designing, Making, & Marketing	Jute	80	80	80	80	80	400
14		National Association of Small Cottage Industries of	Management Skills Development for MSME's	others	80	80	80	80	80	400

S.N	Name of Ministry/ Division	Name of Agency	Name of Occupation	Sector	Training Target						
					2022-23	2023-24	2024-25	2025-26	2026-27	Total	
		Bangladesh (NASCIB)									
15		National Association of Small Cottage Industries of Bangladesh (NASCIB)	Basic Industrial Engineering, Design & Trademark of Light Engineering Products	Light Engineering	120	120	120	120	120	600	
16		National Association of Small Cottage Industries of Bangladesh (NASCIB)	Export & Import Sourcing, Procedures, Guideline & Operations, Managing Banks, C&F, Customs, VAT & TAX Management, Freight Forwarding & Shipping Agents for SME's	others	40	40	40	40	40	200	
17		National Association of Small Cottage Industries of Bangladesh (NASCIB)	Practical Applications of Bangladesh Labour Laws, Labour Right & Decent Work, Gender equality promotion, Human Rights in Business & Health Issues (COVID19) at professional level	others	40	40	40	40	40	200	
18		National Association of Small Cottage Industries of Bangladesh (NASCIB)	ECommerce, Digital/Social Media & Affiliate Marketing	ICT	80	80	80	80	80	400	
			Agency Total		1280	1360	1320	1320	1320	6600	

S.N	Name of Ministry/ Division	Name of Agency	Name of Occupation	Sector	Training Target					
					2022-23	2023-24	2024-25	2025-26	2026-27	Total
19	Ministry of Expatriates' Welfare and Overseas Employment (MoEWOE)	Bureau of Manpower Employment and Training (BMET)	Automobile	light Engineering	650	670	680	700	710	3410
20	Ministry of Expatriates' Welfare and Overseas Employment (MoEWOE)	Bureau of Manpower Employment and Training (BMET)	Civil Construction	Construction	750	760	770	790	800	3870
21	Ministry of Expatriates' Welfare and Overseas Employment (MoEWOE)	Bureau of Manpower Employment and Training (BMET)	Mechanical	Light Engineering	720	740	750	770	790	3770
22	Ministry of Expatriates' Welfare and Overseas Employment (MoEWOE)	Bureau of Manpower Employment and Training (BMET)	RAC	Light Engineering	320	350	360	370	380	1780
23	Ministry of Expatriates' Welfare and Overseas Employment (MoEWOE)	Bureau of Manpower Employment and Training (BMET)	Electrical	Light Engineering	550	600	610	630	650	3040
24	Ministry of Expatriates' Welfare and Overseas Employment (MoEWOE)	Bureau of Manpower Employment and Training (BMET)	Electronics	Light Engineering	760	780	790	800	810	3940
25	Ministry of Expatriates' Welfare and Overseas Employment (MoEWOE)	Bureau of Manpower Employment and Training (BMET)	Welding	Construction	340	350	360	380	390	1820

S.N	Name of Ministry/ Division	Name of Agency	Name of Occupation	Sector	Training Target					
					2022-23	2023-24	2024-25	2025-26	2026-27	Total
26	Ministry of Expatriates' Welfare and Overseas Employment (MoEWOE)	Bureau of Manpower Employment and Training (BMET)	Textile and RMG	Textile and RMG	840	850	860	870	890	4310
		Agency Total			4930	5100	5180	5310	5420	25940
27		PKSF	Cattle Management (Beef Fattening)	livestock	0	25	50	50	50	175
28		PKSF	Dairy Farming	livestock	0	50	100	100	100	350
29		PKSF	Dairy Production	livestock	0	25	50	50	50	175
30		PKSF	Fish Cultivation	Fisheries	0	25	50	50	50	175
31		PKSF	Poultry	livestock	0	50	100	100	100	350
32		PKSF	Honey Cultivation & Processing	Agritulture	0	50	50	50	50	200
33		PKSF	Nursery & Floriculture	Agritulture	0	0	50	50	50	150
34		PKSF	Rice Processing	Agro Food	0	0	50	50	50	150
35		PKSF	Fish Processing & Packaging	Fisheries	0	50	50	50	50	200
36		PKSF	Agro Food Processing Machinery Operations & Maintenance	Agro Food	0	100	100	100	100	400
37		PKSF	Cooking	Tourism and Hospitality	0	50	100	100	100	350
38		PKSF	Baking	Agro Food	0	200	200	200	200	800
39		PKSF	Fast Food & Snacks	Tourism and Hospitality	0	10	200	200	200	610
40		PKSF	Caregiving	Informal	0	0	200	200	200	600
41		PKSF	Hair Cutting & Saloon	Beauty and wellness	0	50	50	50	50	200
42		PKSF	Parlor & Beautification	Beauty and wellness	0	100	250	250	250	850
43		PKSF	Sales Representative	Beauty and wellness	0	200	200	200	200	800

S.N	Name of Ministry/ Division	Name of Agency	Name of Occupation	Sector	Training Target					
					2022-23	2023-24	2024-25	2025-26	2026-27	Total
44		PKSF	Pharmacy Assistant	Health and Pharmaceuticals	0	100	250	250	250	850
45		PKSF	Housekeeping	Tourism and Hospitality	0	100	200	200	200	700
46		PKSF	Electrical Installation & Maintenance	Construction	0	150	300	300	300	1050
47		PKSF	Welding	Construction	0	150	250	250	250	900
48		PKSF	Lathe Machine Operation	Light Engineering	0	100	200	200	200	700
49		PKSF	Plumbing & Pipe Fitting	Construction	0	100	250	250	250	850
50		PKSF	Tiles Fittings	Construction	0	150	200	200	200	750
51		PKSF	Masonry	Construction	0	100	200	200	200	700
52		PKSF	Consumer Electronics	Light Engineering	0	100	250	250	250	850
53		PKSF	Refrigeration & Air Conditioning	Light Engineering	0	100	250	250	250	850
54		PKSF	Solar System Installation & Maintenance	Informal	0	150	150	150	150	600
55		PKSF	Painting & Coating	Construction	0	100	250	250	250	850
56		PKSF	Glass & Mirror Fitting	Construction	0	50	200	200	200	650
57		PKSF	Copper & Metal Crafting	Light Engineering	0	50	200	200	200	650
58		PKSF	Carpentership	Furniture	0	150	150	150	150	600
59		PKSF	Rod Binding	Construction	0	200	200	200	200	800
60		PKSF	Wood Carving	Furniture	0	150	150	150	150	600
61		PKSF	Aluminum Fabrication	Construction	0	100	100	100	100	400
62		PKSF	Graphics Design	ICT	0	200	200	200	200	800
63		PKSF	Mobile Phone Servicing	Informal	0	250	250	250	250	1000
64		PKSF	Auto Mechanics & Driving	Transport	0	100	200	200	200	700
65		PKSF	Motorcycle Servicing	light Engineering	0	115	200	200	200	715
66		PKSF	Steel Furniture Fabrication	Furniture	0	100	200	200	200	700

S.N	Name of Ministry/ Division	Name of Agency	Name of Occupation	Sector	Training Target					
					2022-23	2023-24	2024-25	2025-26	2026-27	Total
67		PKSF	CNC Machine Operation	light Engineering	0	100	100	100	100	400
68		PKSF	Steel Cutting & Design	light Engineering	0	200	200	200	200	800
69		PKSF	Shoe Making & Leather Goods	Leather & Leather Goods	0	100	200	200	200	700
70		PKSF	Mini Textile and RMG	Textile and RMG	0	100	1,500	1,500	1,500	4600
71		PKSF	Tailoring & Dress Making	Informal	0	100	200	200	200	700
72		PKSF	Block boutique & Screen Printing	Informal	0	50	200	200	200	650
73		PKSF	Embroidery & Karchupi	Informal	0	200	200	200	200	800
74		PKSF	Hand Loomed Works	Informal	0	100	300	300	300	1000
75		PKSF	Jute Products	Jute	0	50	200	200	200	650
76		PKSF	Bamboo & Cane Works	Informal	0	50	150	150	150	500
77		PKSF	Ornament Making	Informal	0	100	100	100	100	400
			Agency Total		0	5000	10000	10000	10000	35000
78	Ministry of Industries	Training Institute for Chemical Industries(TICI), BCIC	Industrial Technology on Electrical Engineering and Instrumentation	Light Engineering	0	0	0	100	100	200
			Agency Total		0	0	0	100	100	200
79	Ministry of Social Welfare	Department of Social Service	Blacksmith	Informal	289	0	0	0	0	289
80	Ministry of Social Welfare	Department of Social Service	Potter	Informal	143	0	0	0	0	143
81	Ministry of Social Welfare	Department of Social Service	Barber	Beauty and wellness	988	0	0	0	0	988
82	Ministry of Social Welfare	Department of Social Service	Shoemaker/Repairer	Leather & Leather Goods	675	0	0	0	0	675
83	Ministry of Social Welfare	Department of Social Service	Bamboo and Cane Maker	Informal	123	0	0	0	0	123

S.N	Name of Ministry/ Division	Name of Agency	Name of Occupation	Sector	Training Target					
					2022-23	2023-24	2024-25	2025-26	2026-27	Total
84	Ministry of Social Welfare	Department of Social Service	Bronze/Brass Maker	Informal	21	0	0	0	0	21
		Agency Total			2239	0	0	0	0	2239
85		Dhaka Ahsania Mission	Electrical Installation & Maintenance	Construction	10	10	10	10	10	50
86		Dhaka Ahsania Mission	Industrial Sewing Machine Operation	Textile and RMG	10	10	10	10	10	50
87		Dhaka Ahsania Mission	Dress Making & Tailoring	Informal	10	10	10	10	10	50
88		Dhaka Ahsania Mission	Certification of Beautification	Beauty and wellness	10	10	10	10	10	50
89		Dhaka Ahsania Mission	Mobile Phone Servicing	Informal	10	10	10	10	10	50
90		Dhaka Ahsania Mission	General Electronics	ICT	10	10	10	10	10	50
91		Dhaka Ahsania Mission	Sweater Linking Operation	Textile and RMG	10	10	10	10	10	50
92		Dhaka Ahsania Mission	Sweater Knitting Operation	Textile and RMG	10	10	10	10	10	50
93		Dhaka Ahsania Mission	Plumbing & Pipe Fitting	Construction	10	10	10	10	10	50
94		Dhaka Ahsania Mission	Driving Cum Mechanics	Light Engineering	0	10	10	10	10	40
95		Dhaka Ahsania Mission	Masonry	Construction	10	10	10	10	10	50
96		Dhaka Ahsania Mission	Rod Binding	Construction	10	10	10	10	10	50
97		Dhaka Ahsania Mission	Tile & Marble Fitting	Construction	10	10	10	10	10	50
98		Dhaka Ahsania Mission	Graphic Design	ICT	10	10	10	10	10	50
99		Dhaka Ahsania Mission	Refrigeration & air-conditioning	Light Engineering	0	0	0	10	10	20

S.N	Name of Ministry/ Division	Name of Agency	Name of Occupation	Sector	Training Target					
					2022-23	2023-24	2024-25	2025-26	2026-27	Total
100		Dhaka Ahsania Mission	Auto CAD	ICT	0	0	0	10	10	20
101		Dhaka Ahsania Mission	Computer Application	ICT	0	0	0	10	10	20
102		Dhaka Ahsania Mission	Block Batic	Informal	0	0	0	10	10	20
103		Dhaka Ahsania Mission	Handi Crafts	Informal	0	0	0	10	10	20
104		Dhaka Ahsania Mission	Food Processing	Agro Food	0	0	0	10	10	20
		Agency Total			130	140	140	200	200	810
105		Agro Food ISC	Food Processing (in different sub-sectors)	Agro Food	1,200	1,500	1,800	2,000	2,200	8700
106		Agro Food ISC	Food Packaging (in different sub-sectors)	Agro Food	1,500	1,700	1,800	2,000	2,200	9200
107		Agro Food ISC	Baking	Agro Food	800	1,000	1,200	1,400	1,500	5900
108		Agro Food ISC	Sweet Meat Making	Agro Food	500	700	800	1,000	1,200	4200
		Agency Total			4,000	4,900	5,600	6,400	7,100	28,000
109		Ceramic ISC (CISC)	Model & Molding	Ceramics	200	400	400	400	100	1500
110		Ceramic ISC (CISC)	Forming	Ceramics	200	400	400	400	100	1500
111		Ceramic ISC (CISC)	Designing, Decoration & printing	Ceramics	200	400	400	400	100	1500
112		Ceramic ISC (CISC)	Body & Glaze preparing	Ceramics	200	400	400	400	100	1500
113		Ceramic ISC (CISC)	Glazing	Ceramics	200	400	400	400	100	1500
114		Ceramic ISC (CISC)	Firing	Ceramics	200	400	400	400	80	1480
115		Ceramic ISC (CISC)	Squaring & polishing	Ceramics	160	320	320	320	80	1200
116		Ceramic ISC (CISC)	Labouratory test & R&D	Ceramics	140	280	280	280	80	1060
117		Ceramic ISC (CISC)	Quality Control	Ceramics	150	300	300	300	80	1130
118		Ceramic ISC (CISC)	Packing	Ceramics	150	300	300	300	60	1110
119		Ceramic ISC (CISC)	Mechanical Maintenance	Ceramics	100	200	200	200	60	760
120		Ceramic ISC (CISC)	Electrical Maintenance	Light Engineering	100	200	200	200	60	760
		Agency Total			2000	4000	4000	4000	1000	15000

S.N	Name of Ministry/ Division	Name of Agency	Name of Occupation	Sector	Training Target					
					2022-23	2023-24	2024-25	2025-26	2026-27	Total
121		Light Engineering ISC (LEISC)	Refrigeration & Air Conditioning (RAC)	Light Engineering	400	400	400	400	400	2000
122		Light Engineering ISC (LEISC)	Welding	Light Engineering	500	500	500	500	500	2500
123		Light Engineering ISC (LEISC)	Electrical Installation & Maintenance (EIM)	Light Engineering	400	400	400	400	400	2000
124		Light Engineering ISC (LEISC)	Machine Shop Practice (MSP)	Light Engineering	100	100	100	100	100	500
125		Light Engineering ISC (LEISC)	CNC Machine Operation	Light Engineering	100	100	100	100	100	500
126		Light Engineering ISC (LEISC)	CAD-CAM Design and Programming	ICT	30	50	60	75	100	315
127		Light Engineering ISC (LEISC)	Certificate on PLC	Light Engineering	30	50	60	75	100	315
		Agency Total			1560	1600	1620	1650	1700	8130
128		ISC Leather & Leather Goods	Sewing Machine Operation	Textile and RMG	0	0	600	600	600	1800
		Agency Total			0	0	600	600	600	1800
129		UCEP	Auto Mechanics	Transport	1,800	1,900	2,000	2,100	2,200	10000
130		UCEP	Welding	Light Engineering	800	900	1,000	1,100	1,200	5000
131		UCEP	Machinist	Light Engineering	600	700	800	900	1,000	4000
132		UCEP	Masonry	Construction	200	250	300	350	400	1500
133		UCEP	Plumbing	Construction	200	250	300	350	400	1500
134		UCEP	Marble & Tiles	Construction	100	125	150	200	250	825
135		UCEP	Consumer Electronics	Light Engineering	1,400	1,500	1,600	1,650	1,700	7850
136		UCEP	Electrical Installation & Maintenance	Light Engineering	3,100	3,300	3,500	3,600	3,700	17200
137		UCEP	Mobile Phone Servicing	Informal	400	450	500	600	650	2600
138		UCEP	Refrigeration & Air Conditioning	Light Engineering	1,000	1,100	1,200	1,250	1,300	5850

S.N	Name of Ministry/ Division	Name of Agency	Name of Occupation	Sector	Training Target					
					2022-23	2023-24	2024-25	2025-26	2026-27	Total
139		UCEP	Industrial Sewing Operation	Textile and RMG	2,000	2,100	2,200	2,250	2,300	10850
140		UCEP	Tailoring & Dress Making	Informal	350	400	500	550	600	2400
141		UCEP	Garments Finishing	Textile and RMG	275	300	400	450	500	1925
142		UCEP	Sewing Machine Mechanics	Textile and RMG	275	300	400	450	500	1925
143		UCEP	Textile Machine Operator (Weaving, Spinning, Knitting)	Textile and RMG	160	200	250	300	350	1260
144		UCEP	Apparel Screen printing	Textile and RMG	100	100	150	200	250	800
145		UCEP	Wood Working Machine Operator	Furniture	160	160	200	250	300	1070
146		UCEP	Motorcycle Service	Light Engineering	100	125	150	150	225	750
147		UCEP	Lacquer Polish	Furniture	160	160	160	160	160	800
148		UCEP	Cooking	Tourism and Hospitality	200	200	200	200	200	1000
149		UCEP	Jute & Jute bags	Jute	200	200	200	200	200	1000
150		UCEP	Front Desk Management	Tourism and Hospitality	200	200	200	200	200	1000
151		UCEP	Tourist Guide	Tourism and Hospitality	480	480	480	480	480	2400
152		UCEP	Housekeeping & Laundry Operation & Communicative English	Tourism and Hospitality	50	100	100	100	100	450
153		UCEP	Fashion Design	Textile and RMG	2,000	2,000	2,000	2,000	2,000	10000
154		UCEP	Care Giving	Informal		200				200
155		UCEP	Household Worker	Informal	25	25	50	100	100	300

S.N	Name of Ministry/ Division	Name of Agency	Name of Occupation	Sector	Training Target					
					2022-23	2023-24	2024-25	2025-26	2026-27	Total
156		UCEP	Electrical & Electronics Installation & Maintenance	Light Engineering	25	25	25	25	25	125
157		UCEP	Machine Operation	Light Engineering	25	25	25	25	25	125
158		UCEP	Industrial Mechanical Maintenance	Light Engineering	25	25	25	25	25	125
159		UCEP	Bio-fish Cultivation	Fisheries				25	25	50
160		UCEP	Baking	Tourism and Hospitality	100	100	100	100	100	500
161		UCEP	Food & Beverage	Tourism and Hospitality	25	25	25	25	25	125
162		UCEP	Beautician	Beauty and wellness	25	25	25	25	25	125
163		UCEP	Solar Electrical System	Informal	25	25	25	25	25	125
164		UCEP	IT Support Service	ICT	25	25	25	25	25	125
165		UCEP	Rod Binding & fabrication	Construction	12	12	12	12	12	60
		Agency Total			16,622	18,012	19,277	20,452	21,577	95,940
166		Construction ISC	Electrical	Construction	2,500	3,000	3,200	3,500	3,800	16000
167		Construction ISC	Mason	Construction	1,500	1,600	1,800	2,000	2,200	9100
168		Construction ISC	Plumbing	Construction	1,000	1,200	1,500	1,800	2,000	7500
169		Construction ISC	Welder/Grill Maker	Construction	500	600	700	800	1,000	3600
170		Construction ISC	Tiles and Marvel works	Construction	400	500	600	700	800	3000
171		Construction ISC	Rod Binding	Construction	200	300	400	500	600	2000
172		Construction ISC	Building Painting	Construction	100	150	200	250	300	1000
173		Construction ISC	Aluminum Fabrication	Construction	100	150	200	250	300	1000
174		Construction ISC	Shattering	Construction	50	60	80	100	120	410
175		Construction ISC	Finishing Carpenter	Furniture	50	60	80	100	120	410
176		Construction ISC	Lift Installation	Construction	40	50	60	80	100	330
177		Construction ISC	Glazing Fitter	Construction	20	30	40	50	60	200
178		Construction ISC	Apartment House Management	Construction	20	30	40	50	60	200

S.N	Name of Ministry/ Division	Name of Agency	Name of Occupation	Sector	Training Target					
					2022-23	2023-24	2024-25	2025-26	2026-27	Total
179		Construction ISC	Refrigeration and Air condition	Construction	60	80	100	120	150	510
180		Construction ISC	Construction Supervisor	Construction	20	30	40	50	60	200
		Agency Total			6,560	7,840	9,040	10,350	11,670	45,460
181		BRAC Skills Development Programme	Aluminum Fabricators	Light Engineering	572	748	792	858	924	3894
182		BRAC Skills Development Programme	Automobile Mechanics	Light Engineering	2,600	3,400	3,600	3,900	4,200	17700
183		BRAC Skills Development Programme	Basic Electrical Technology	Light Engineering	572	748	792	858	924	3894
184		BRAC Skills Development Programme	Basic Electronics	Light Engineering	572	748	792	858	924	3894
185		BRAC Skills Development Programme	Beauty Salon - Female	Light Engineering	13,000	17,000	18,000	19,500	21,000	88500
186		BRAC Skills Development Programme	Beauty Salon - Male	Beauty and wellness	572	748	792	858	924	3894
187		BRAC Skills Development Programme	Block Boutique and Screen Printing	Informal	572	748	792	858	924	3894
188		BRAC Skills Development Programme	Denting & Painting	Informal	1,300	1,700	1,800	1,950	2,100	8850
189		BRAC Skills Development Programme	Electrical Motor Repairing and Rewinding	Light Engineering	3,900	5,100	5,400	5,850	6,300	26550

S.N	Name of Ministry/ Division	Name of Agency	Name of Occupation	Sector	Training Target					
					2022-23	2023-24	2024-25	2025-26	2026-27	Total
190		BRAC Skills Development Programme	Embroidery & Jori Chumki	Informal	572	748	792	858	924	3894
191		BRAC Skills Development Programme	Graphic Design	ICT	1,300	1,700	1,800	1,900	2,100	8800
192		BRAC Skills Development Programme	Lathe Machine Operation	Light Engineering	11,700	15,300	16,200	17,550	18,900	79650
193		BRAC Skills Development Programme	Metal Sheet Cutting & Fabrication	Construction	3,900	5,100	5,400	5,850	6,300	26550
194		BRAC Skills Development Programme	Milling Machine Operation	Construction	572	748	792	858	924	3894
195		BRAC Skills Development Programme	Mobile Phone Servicing	Informal	2,600	3,400	3,600	3,900	4,200	17700
196		BRAC Skills Development Programme	Motorcycle Service Mechanic	Light Engineering	3,900	5,100	5,400	5,850	6,300	26550
197		BRAC Skills Development Programme	Refrigeration & Air Conditioning (RAC)	Light Engineering	1,300	1,700	1,800	1,900	2,100	8800
198		BRAC Skills Development Programme	Tailoring and Dressmaking - Female	Informal	31,200	40,800	43,200	46,800	50,400	212400
199		BRAC Skills Development Programme	Tailoring and Dressmaking - Male	Informal	9,100	11,900	12,600	13,650	14,700	61950
200		BRAC Skills Development Programme	Welding	Construction	13,000	17,000	18,000	19,500	21,000	88500

S.N	Name of Ministry/ Division	Name of Agency	Name of Occupation	Sector	Training Target					
					2022-23	2023-24	2024-25	2025-26	2026-27	Total
201		BRAC Skills Development Programme	Wood Furniture	Furniture	2,600	3,400	3,600	3,900	4,200	17700
202		BRAC Skills Development Programme	Wood Furniture Design	Furniture	1,300	1,700	1,800	1,950	2,100	8850
		Agency Total			106,704	139,536	147,744	159,956	172,368	726,308
203		Informal Sector ISC	Tailoring & dress making	Informal	0	200	200	300	300	1000
204		Informal Sector ISC	Block batik & screen print	Informal	0	200	200	300	300	1000
205		Informal Sector ISC	Embroidery & Nakshi kantha	Informal	0	200	200	200	200	800
206		Informal Sector ISC	Driving	Light Engineering	0	100	100	100	100	400
207		Informal Sector ISC	Motorcycle mechanic	Light Engineering	0	100	100	100	100	400
208		Informal Sector ISC	Mobile servicing	Informal	0	100	100	100	100	400
209		Informal Sector ISC	Beautification	Beauty and wellness	0	100	100	100	100	400
210		Informal Sector ISC	Retail's servicing	Informal	0	100	100	100	100	400
211		Informal Sector ISC	Boat making repairing	Informal	0	100	100	100	100	400
212		Informal Sector ISC	Shoe repair & making	Leather & Leather Goods	0	50	50	50	50	200
213		Informal Sector ISC	Candle making,	Informal	0	50	50	50	50	200
214		Informal Sector ISC	Bee keeping	Informal	0	50	50	50	50	200
215		Informal Sector ISC	Hand loom	Informal	0	100	100	100	100	400
216		Informal Sector ISC	Home nursing	Informal	0	200	200	200	200	800
217		Informal Sector ISC	Care giving	Informal	0	50	50	50	50	200
		Agency Total			0	1700	1700	1900	1900	7200
218	Technical and Madrasah Education Division	Directorate of Technical Education	Auto Mechanic's	transport	0	4000	3000	4000	6000	17000

S.N	Name of Ministry/ Division	Name of Agency	Name of Occupation	Sector	Training Target					
					2022-23	2023-24	2024-25	2025-26	2026-27	Total
219	Technical and Madrasah Education Division	Directorate of Technical Education	EIM	Construction	0	4000	3000	5000	6000	18000
220	Technical and Madrasah Education Division	Directorate of Technical Education	Sewing Machine Operation	Textile and RMG	0	2000	4000	5000	6000	17000
221	Technical and Madrasah Education Division	Directorate of Technical Education	Tailoring & Dress Making	Informal	0	2000	3000	4000	5000	14000
222	Technical and Madrasah Education Division	Directorate of Technical Education	Welding & Fabrication	Light Engineering	0	2000	3000	6000	7000	18000
			Agency Total		0	14000	16000	24000	30000	84000
			Total		146,205	203,382	222,453	246,496	265,249	1,083,785

5.2.5 RECOGNITION OF PROIR LEARNING⁸

S.N	Name of Ministry/ Division	Name of Agency	Name of Occupation	Sector	Training Target					Total
					2022-23	2023-24	2024-25	2025-26	2026-27	
1		National Association of Small Cottage Industries of Bangladesh (NASCIB)	Entrepreneurship Development Training through new business creation	others	50	70	60	60	60	300
2		National Association of Small Cottage Industries of Bangladesh (NASCIB)	Beautification, Hair Dressing & Beauty Parlor Management	Beauty and wellness	20	20	20	20	20	100
3		National Association of Small Cottage Industries of Bangladesh (NASCIB)	Branding & Marketing of SME Products	Informal	20	20	20	20	20	100
4		National Association of Small Cottage Industries of Bangladesh (NASCIB)	Business Management (Basic Accounting, Financing, Developing Project Profile etc.)	others	10	10	10	10	10	50
5		National Association of Small Cottage Industries of Bangladesh (NASCIB)	Karchupi Fitter, Fabric Painting, Machining & Dress making/ Tailoring	Informal	40	40	40	40	40	200
6		National Association of Small Cottage Industries of Bangladesh (NASCIB)	Access to Finance/ Financial Linkage & Finance for Entrepreneurs	others	40	40	40	40	40	200
7		National Association of Small Cottage Industries of Bangladesh (NASCIB)	Skill Development Training on Diversified Jute & Jute Products Designing, Making, & Marketing	Jute	20	20	20	20	20	100
8		National Association of Small Cottage	Management Skills Development for MSME's	others	80	80	80	80	80	400

⁸Note: Training targets and occupations across which training will be undertaken have been sourced directly from 58 agencies (list in the annexure). The overall target has been arrived at as a basic summation of individual agency targets.

S.N	Name of Ministry/ Division	Name of Agency	Name of Occupation	Sector	Training Target					
					2022-23	2023-24	2024-25	2025-26	2026-27	Total
		Industries of Bangladesh (NASCIB)								
9		National Association of Small Cottage Industries of Bangladesh (NASCIB)	Basic Industrial Engineering, Design & Trademark of Light Engineering Products	Light Engineering	120	120	120	120	120	600
10		National Association of Small Cottage Industries of Bangladesh (NASCIB)	Export & Import Sourcing, Procedures, Guideline & Operations, Managing Banks, C&F, Customs, VAT & TAX Management, Freight Forwarding & Shipping Agents for SME's	others	10	10	10	10	10	50
11		National Association of Small Cottage Industries of Bangladesh (NASCIB)	Practical Applications of Bangladesh Labour Laws, Labour Right & Decent Work, Gender equality promotion, Human Rights in Business & Health Issues (COVID19) at professional level	others	10	10	10	10	10	50
12		National Association of Small Cottage Industries of Bangladesh (NASCIB)	E-Commerce, Digital/Social Media & Affiliate Marketing	ICT	40	40	40	40	40	200
		Agency Total			460	480	470	470	470	2350
13	Ministry of Expatriates' Welfare and Overseas Employment (MoEWOE)	Bureau of Manpower Employment and Training (BMET)	Automobile	light Engineering	300	310	315	325	335	1585
14	Ministry of Expatriates' Welfare and	Bureau of Manpower Employment and Training (BMET)	Civil Construction	Construction	550	560	570	575	575	2830

S.N	Name of Ministry/ Division	Name of Agency	Name of Occupation	Sector	Training Target					
					2022-23	2023-24	2024-25	2025-26	2026-27	Total
	Overseas Employment (MoEWOE)									
15	Ministry of Expatriates' Welfare and Overseas Employment (MoEWOE)	Bureau of Manpower Employment and Training (BMET)	Mechanical	Light Engineering	250	250	250	255	255	1260
16	Ministry of Expatriates' Welfare and Overseas Employment (MoEWOE)	Bureau of Manpower Employment and Training (BMET)	RAC	Light Engineering	300	310	320	330	340	1600
17	Ministry of Expatriates' Welfare and Overseas Employment (MoEWOE)	Bureau of Manpower Employment and Training (BMET)	Electrical	Light Engineering	230	240	245	245	260	1220
18	Ministry of Expatriates' Welfare and Overseas Employment (MoEWOE)	Bureau of Manpower Employment and Training (BMET)	Electronics	Light Engineering	180	180	190	200	200	950
19	Ministry of Expatriates' Welfare and Overseas Employment (MoEWOE)	Bureau of Manpower Employment and Training (BMET)	Welding	Construction	130	130	135	135	140	670

S.N	Name of Ministry/ Division	Name of Agency	Name of Occupation	Sector	Training Target					
					2022-23	2023-24	2024-25	2025-26	2026-27	Total
20	Ministry of Expatriates' Welfare and Overseas Employment (MoEWOE)	Bureau of Manpower Employment and Training (BMET)	Textile and RMG	Textile and RMG	100	100	90	90	90	470
			Agency Total		2040	2080	2115	2155	2195	10585
21		PKSF	Baking	Agro Food	0	20	25	25	25	95
22		PKSF	Fast Food & Snacks	Tourism and Hospitality	0	20	25	25	25	95
23		PKSF	Parlor & Beautification	Beauty and wellness	0	20	25	25	25	95
24		PKSF	Electrical Installation & Maintenance	Construction	0	25	70	70	70	235
25		PKSF	Welding	Construction	0	25	70	70	70	235
26		PKSF	Lathe Machine Operation	Light Engineering	0	25	50	50	50	175
27		PKSF	Plumbing & Pipe Fitting	Construction	0	25	70	70	70	235
28		PKSF	Tiles Fittings	Construction	0	25	60	60	60	205
29		PKSF	Masonry	Construction	0	0	60	60	60	180
30		PKSF	Consumer Electronics	Light Engineering	0	20	70	70	70	230
31		PKSF	Refrigeration & Air Conditioning	Light Engineering	0	25	60	60	60	205
32		PKSF	Glass & Mirror Fitting	Construction	0	20	25	25	25	95
33		PKSF	Rod Binding	Construction	0	20	50	50	50	170
34		PKSF	Graphics Design	ICT	0	20	30	30	30	110
35		PKSF	Mobile Phone Servicing	Informal	0	50	50	50	50	200
36		PKSF	Auto Mechanics & Driving	Transport	0	50	50	50	50	200
37		PKSF	Motorcycle Servicing	Light Engineering	0	20	40	40	40	140
38		PKSF	Shoe Making & Leather Goods	Leather & Leather Goods	0	0	20	20	20	60
39		PKSF	Tailoring & Dress Making	Informal	0	50	50	50	50	200

S.N	Name of Ministry/ Division	Name of Agency	Name of Occupation	Sector	Training Target					
					2022-23	2023-24	2024-25	2025-26	2026-27	Total
40		PKSF	Block boutique & Screen Printing	Informal	0	20	50	50	50	170
41		PKSF	Embroidery & Karchupi	Informal	0	20	50	50	50	170
		Agency Total			0	500	1000	1000	1000	3500
42	Ministry of Industries	Training Institute for Chemical Industries (TICI), BCIC	Industrial Technology on Electrical Engineering and Instrumentation	Light Engineering	0	0	0	24	24	48
43	Ministry of Industries	Training Institute for Chemical Industries (TICI), BCIC	Industrial Technology on Mechanical Engineering	Light Engineering	0	0	0	30	30	60
		Agency Total			0	0	0	54	54	108
44		Dhaka Ahsania Mission	Electrical Installation & Maintenance	Construction	40	40	40	40	40	200
45		Dhaka Ahsania Mission	Industrial Sewing Machine Operation	Textile and RMG	40	40	40	40	40	200
46		Dhaka Ahsania Mission	Dress Making & Tailoring	Informal	40	40	40	40	40	200
47		Dhaka Ahsania Mission	Certification of Beautification	Beauty and wellness	40	40	40	40	40	200
48		Dhaka Ahsania Mission	Mobile Phone Servicing	Informal	40	40	40	40	40	200
49		Dhaka Ahsania Mission	General Electronics	ICT	40	40	40	40	40	200
50		Dhaka Ahsania Mission	Sweater Linking Operation	Textile and RMG	40	40	40	40	40	200
51		Dhaka Ahsania Mission	Sweater Knitting Operation	Textile and RMG	40	40	40	40	40	200
52		Dhaka Ahsania Mission	Plumbing & Pipe Fitting	Construction	0	20	20	40	40	120
53		Dhaka Ahsania Mission	Driving Cum Mechanics	Light Engineering	0	20	20	40	40	120
54		Dhaka Ahsania Mission	Masonry	Construction	0	20	20	40	40	120
55		Dhaka Ahsania Mission	Rod Binding	Construction	0	20	20	40	40	120

S.N	Name of Ministry/ Division	Name of Agency	Name of Occupation	Sector	Training Target					
					2022-23	2023-24	2024-25	2025-26	2026-27	Total
56		Dhaka Ahsania Mission	Tile & Marble Fitting	Construction	0	20	20	40	40	120
57		Dhaka Ahsania Mission	Graphic Design	ICT	0	20	20	40	40	120
58		Dhaka Ahsania Mission	Refrigeration & air-conditioning	Light Engineering	0			0	40	40
59		Dhaka Ahsania Mission	Auto CAD	ICT	0			0	40	40
60		Dhaka Ahsania Mission	Computer Application	ICT	0			0	40	40
61		Dhaka Ahsania Mission	Block Batic	Informal	0			0	40	40
62		Dhaka Ahsania Mission	Handi Crafts	Informal	0			0	40	40
63		Dhaka Ahsania Mission	Food Processing	Agro Food	0			0	40	40
		Agency Total			320	440	440	560	800	2560
64		Agro Food ISC	Food Processing (in different sub-sectors)	Agro Food	120	150	180	200	220	870
65		Agro Food ISC	Food Packaging(in different sub-sectors)	Agro Food	150	170	180	200	220	920
66		Agro Food ISC	Baking	Agro Food	80	100	120	140	150	590
67		Agro Food ISC	Sweet Meat Making	Agro Food	50	70	100	150	200	570
		Agency Total			400	490	580	690	790	2950
68		Ceramic ISC (CISC)	Model & Molding	Ceramics	20	40	40	40	20	160
69		Ceramic ISC (CISC)	Forming	Ceramics	20	40	40	40	20	160
70		Ceramic ISC (CISC)	Designing, Decoration & printing	Ceramics	20	40	40	40	20	160
71		Ceramic ISC (CISC)	Body & Glaze preparing	Ceramics	20	40	40	40	20	160
72		Ceramic ISC (CISC)	Glazing	Ceramics	20	40	40	40	20	160
73		Ceramic ISC (CISC)	Firing	Ceramics	20	40	40	40	20	160
74		Ceramic ISC (CISC)	Squaring & polishing	Ceramics	20	40	40	40	20	160
75		Ceramic ISC (CISC)	Labouratory test & R&D	Ceramics	20	40	40	40	20	160
76		Ceramic ISC (CISC)	Quality Control	Ceramics	20	40	40	40	20	160
77		Ceramic ISC (CISC)	Packing	Ceramics	0	0	0	0	30	30

S.N	Name of Ministry/ Division	Name of Agency	Name of Occupation	Sector	Training Target					
					2022-23	2023-24	2024-25	2025-26	2026-27	Total
78		Ceramic ISC (CISC)	Electrical Maintenance	Light Engineering	20	40	40	40	0	140
		Agency Total			200	400	400	400	210	1610
79		Light Engineering ISC (LEISC)	Refrigeration & Air Conditioning (RAC)	Light Engineering	1,300	1,800	1,800	1,450	1,300	7650
80		Light Engineering ISC (LEISC)	Welding	Light Engineering	1,550	2,075	1,975	1,800	1,700	9100
81		Light Engineering ISC (LEISC)	Electrical Installation & Maintenance (EIM)	Light Engineering	1,200	1,775	1,775	1,500	1,250	7500
82		Light Engineering ISC (LEISC)	Machine Shop Practice (MSP)	Light Engineering	350	775	800	575	400	2900
83		Light Engineering ISC (LEISC)	CNC Machine Operation	Light Engineering	400	460	460	460	400	2180
84		Light Engineering ISC (LEISC)	CAD-CAM Design and Programming	ICT	130	260	310	365	450	1515
85		Light Engineering ISC (LEISC)	Master Craftsmanship	Light Engineering	60	800	820	750	200	2630
86		Light Engineering ISC (LEISC)	Certificate on PLC	Light Engineering	140	320	290	305	380	1435
		Agency Total			5,130	8,265	8,230	7,205	6,080	34,910
87		ISC Leather & Leather Goods	Sewing Machine Operation	Textile and RMG	50	100	150	400	600	1300
88		ISC Leather & Leather Goods	Machine Operator/ Electrician	Light Engineering	50	50	50	0	0	150
89		ISC Leather & Leather Goods	Cutting Machine Operator	Light Engineering	40	40	20	20	20	140
90		ISC Leather & Leather Goods	Lasting/Setting & Assembling Operator	Leather & Leather Goods	20	50	200	500	500	1270
91		ISC Leather & Leather Goods	Advance CAD Design & Pattern Cutting Operator	Light Engineering	10	10	20	20	20	80
92		ISC Leather & Leather Goods	Productivity Improvement Techniques	Light Engineering	50	100	150	200	300	800
93		ISC Leather & Leather Goods	Supervisory, Management & Leadership Skills Development	Leather & Leather Goods	50	50	50	0	0	150

S.N	Name of Ministry/ Division	Name of Agency	Name of Occupation	Sector	Training Target					
					2022-23	2023-24	2024-25	2025-26	2026-27	Total
94		ISC Leather & Leather Goods	Total Quality Management	Leather & Leather Goods	40	40	20	20	20	140
95		ISC Leather & Leather Goods	Standard Social Compliance In Industry	Leather & Leather Goods	20	20	20	50	50	160
96		ISC Leather & Leather Goods	Quality Control & Assurance	Leather & Leather Goods	10	10	10	10	20	60
97		ISC Leather & Leather Goods	Sourcing & Merchandizing	Leather & Leather Goods	50	50	50	50	50	250
98		ISC Leather & Leather Goods	Chemical Management	Leather & Leather Goods	50	50	50	50	50	250
99		ISC Leather & Leather Goods	LWG Certification for Tanneries	Leather & Leather Goods	50	50	50	50	50	250
100		ISC Leather & Leather Goods	ETP Operation	Leather & Leather Goods	50	50	50	50	50	250
101		ISC Leather & Leather Goods	Basic Tanning Process	Leather & Leather Goods	50	50	50	50	50	250
		Agency Total			590	720	940	1470	1780	5500
102		UCEP	Auto Mechanics	Transport	180	190	200	210	220	1000
103		UCEP	Welding	Light Engineering	80	90	100	110	120	500
104		UCEP	Machinist	Light Engineering	60	70	80	90	100	400
105		UCEP	Masonry	Construction	20	25	30	35	40	150
106		UCEP	Plumbing	Construction	20	25	30	35	40	150
107		UCEP	Marble & Tiles	Construction	10	13	15	20	25	83
108		UCEP	Consumer Electronics	Light Engineering	140	150	160	165	170	785
109		UCEP	Electrical Installation & Maintenance	Light Engineering	310	330	350	360	370	1720
110		UCEP	Mobile Phone Servicing	Informal	40	45	50	60	65	260
111		UCEP	Refrigeration & Air Conditioning	Light Engineering	100	110	120	125	130	585
112		UCEP	Industrial Sewing Operation	Textile and RMG	200	210	220	225	230	1085
113		UCEP	Tailoring & Dress Making	Informal	35	40	50	55	60	240

S.N	Name of Ministry/ Division	Name of Agency	Name of Occupation	Sector	Training Target					
					2022-23	2023-24	2024-25	2025-26	2026-27	Total
114		UCEP	Garments Finishing	Textile and RMG	28	30	40	45	50	193
115		UCEP	Sewing Machine Mechanics	Textile and RMG	28	30	40	45	50	193
116		UCEP	Textile Machine Operator (Weaving, ,Spinning, Knitting)	Textile and RMG	16	20	25	30	35	126
117		UCEP	Apparel Screen printing	Textile and RMG	10	10	15	20	25	80
118		UCEP	Wood Working Machine Operator	Furniture	16	16	20	25	30	107
119		UCEP	Motor Cycle Service	Light Engineering	10	13	15	15	23	76
120		UCEP	Lacquer Polish	Furniture	16	16	16	16	16	80
121		UCEP	Cooking	Tourism and Hospitality	20	20	20	20	20	100
122		UCEP	Jute & Jute bags	Jute	20	20	20	20	20	100
123		UCEP	Front Desk Management	Tourism and Hospitality	20	20	20	20	20	100
124		UCEP	Tourist Guide	Tourism and Hospitality	48	48	48	48	48	240
125		UCEP	Housekeeping & Laundry Operation & Communicative English	Tourism and Hospitality	5	10	10	10	10	45
126		UCEP	Fashion Design	Textile and RMG	200	200	200	200	200	1000
127		UCEP	Care Giving	Informal		20				20
128		UCEP	Household Worker	Informal	3	3	5	10	10	31
129		UCEP	Electrical & Electronics Installation & Maintenance	Light Engineering	3	3	3	3	3	15
130		UCEP	Machine Operation	Light Engineering	3	3	3	3	3	15
131		UCEP	Industrial Mechanical Maintenance	Light Engineering	3	3	3	3	3	15
132		UCEP	Bio-fish Cultivation	Fisheries	0	0	0	3	3	6

S.N	Name of Ministry/ Division	Name of Agency	Name of Occupation	Sector	Training Target					
					2022-23	2023-24	2024-25	2025-26	2026-27	Total
133		UCEP	Baking	Tourism and Hospitality	10	10	10	10	10	50
134		UCEP	Food & Beverage	Tourism and Hospitality	3	3	3	3	3	15
135		UCEP	Beautician	Beauty and wellness	3	3	3	3	3	15
136		UCEP	Solar Electrical System	Informal	3	3	3	3	3	15
137		UCEP	IT Support Service	ICT	3	3	3	3	3	15
138		UCEP	Rod Binding & fabrication	Construction	5	5	5	5	5	25
			Agency Total		1671	1810	1935	2053	2166	9635
139		Construction ISC	Electrical	Construction	1,500	1,800	2,000	2,500	3,000	10800
140		Construction ISC	Mason	Construction	400	600	800	1,000	1,400	4200
141		Construction ISC	Plumbing	Construction	400	500	600	700	800	3000
142		Construction ISC	Welder/Grill Maker	Construction	200	300	400	500	600	2000
143		Construction ISC	Tiles and Marvel works	Construction	300	400	500	600	800	2600
144		Construction ISC	Rod Binding	Construction	300	350	400	500	600	2150
145		Construction ISC	Building Painting	Construction	100	150	200	300	400	1150
146		Construction ISC	Aluminum Fabrication	Construction	60	80	100	120	150	510
147		Construction ISC	Shattering	Construction	60	80	100	120	150	510
148		Construction ISC	Finishing Carpenter	Furniture	60	60	80	80	100	380
149		Construction ISC	Lift Installation	Construction	60	80	100	150	250	640
150		Construction ISC	Glazing Fitter	Construction	50	50	60	60	80	300
151		Construction ISC	Apartment House Management	Construction	50	60	80	100	1,500	1790
152		Construction ISC	Refrigeration and Air condition	Construction	80	100	150	200	250	780
153		Construction ISC	Construction Supervisor	Construction	40	50	60	80	100	330
			Agency Total		3,660	4,660	5,630	7,010	10,180	31,140
154		BRAC Skills Development Programme	Aluminum Fabricators	Light Engineering	3	4	4	4	5	20
155		BRAC Skills Development Programme	Automobile Mechanics	Light Engineering	13	17	18	20	21	89

S.N	Name of Ministry/ Division	Name of Agency	Name of Occupation	Sector	Training Target					
					2022-23	2023-24	2024-25	2025-26	2026-27	Total
156		BRAC Skills Development Programme	Basic Electrical Technology	Light Engineering	3	4	4	4	5	20
157		BRAC Skills Development Programme	Basic Electronics	Light Engineering	3	4	4	4	5	20
158		BRAC Skills Development Programme	Beauty Salon - Female	Light Engineering	65	85	90	98	105	443
159		BRAC Skills Development Programme	Beauty Salon - Male	Beauty and wellness	3	4	4	4	5	20
160		BRAC Skills Development Programme	Block Boutique and Screen Printing	Informal	3	4	4	4	5	20
161		BRAC Skills Development Programme	Computer Operation	ICT	7	9	9	10	11	46
162		BRAC Skills Development Programme	Denting & Painting	Informal	7	9	9	10	11	46
163		BRAC Skills Development Programme	Electrical Installation & Maintenance (EIM)	Light Engineering	13	17	18	20	21	89
164		BRAC Skills Development Programme	Electrical Motor Repairing and Rewinding	Light Engineering	20	26	27	29	32	134
165		BRAC Skills Development Programme	Embroidery & Jori Chumki	Informal	3	4	4	4	5	20
166		BRAC Skills Development Programme	Food & Beverage Service	Tourism and Hospitality	7	9	9	10	11	46

S.N	Name of Ministry/ Division	Name of Agency	Name of Occupation	Sector	Training Target					
					2022-23	2023-24	2024-25	2025-26	2026-27	Total
167		BRAC Skills Development Programme	Graphic Design	ICT	13	17	18	20	21	89
168		BRAC Skills Development Programme	Hardware Technician	Light Engineering	3	4	4	4	5	20
169		BRAC Skills Development Programme	House Keeping	Tourism and Hospitality	7	9	9	10	11	46
170		BRAC Skills Development Programme	IT Support Specialist	ICT	3	4	4	4	5	20
171		BRAC Skills Development Programme	Lathe Machine Operation	Light Engineering	59	77	81	88	95	400
172		BRAC Skills Development Programme	Masonry	Construction	7	9	9	10	11	46
173		BRAC Skills Development Programme	Metal Sheet Cutting & Fabrication	Construction	20	26	27	29	32	134
174		BRAC Skills Development Programme	Milling Machine Operation	Construction	3	4	4	4	5	20
175		BRAC Skills Development Programme	Mobile Phone Servicing	Informal	13	17	18	20	21	89
176		BRAC Skills Development Programme	Motorcycle Service Mechanic	Light Engineering	20	26	27	29	32	134
177		BRAC Skills Development Programme	Plumbing & Pipe fittings	Construction	7	9	9	10	11	46

S.N	Name of Ministry/ Division	Name of Agency	Name of Occupation	Sector	Training Target					
					2022-23	2023-24	2024-25	2025-26	2026-27	Total
178		BRAC Skills Development Programme	Programmable Logic Control (PLC)	ICT	3	4	4	4	5	20
179		BRAC Skills Development Programme	Refrigeration & Air Conditioning (RAC)	Light Engineering	13	17	18	20	21	89
180		BRAC Skills Development Programme	Retail Sales	Others	7	9	9	10	11	46
181		BRAC Skills Development Programme	Steel Binding & Fabrications	Construction	7	9	9	10	11	46
182		BRAC Skills Development Programme	Tailoring and Dressmaking - Female	Informal	156	204	216	234	252	1062
183		BRAC Skills Development Programme	Tailoring and Dressmaking - Male	Informal	46	60	63	68	74	311
184		BRAC Skills Development Programme	Tiles & Marbles Works	Construction	7	9	9	10	11	46
185		BRAC Skills Development Programme	Welding	Construction	65	85	90	98	105	443
186		BRAC Skills Development Programme	Wood Furniture	Furniture	13	17	18	20	21	89
187		BRAC Skills Development Programme	Wood Furniture Design	Furniture	7	9	9	10	11	46
		Agency Total			629	821	859	933	1013	4255
188		Informal Sector ISC	Tailoring & dress making	Informal	0	100	100	0	100	300
189		Informal Sector ISC	Block batik & screen print	Informal	0	100	50	0	50	200
190		Informal Sector ISC	Embroidery & Nakshi kantha	Informal	0	50	50	0	50	150

S.N	Name of Ministry/ Division	Name of Agency	Name of Occupation	Sector	Training Target					
					2022-23	2023-24	2024-25	2025-26	2026-27	Total
191		Informal Sector ISC	Driving	Light Engineering	0	50	100	0	100	250
192		Informal Sector ISC	Motor cycle mechanic	Light Engineering	0	100	50	0	50	200
193		Informal Sector ISC	Mobile servicing	Informal	0	50	100	50	100	300
194		Informal Sector ISC	Beautification	Beauty and wellness	0	100	50	100	50	300
195		Informal Sector ISC	Retails servicing	Informal	0	50	0	50	0	100
196		Informal Sector ISC	Candle making,	Informal	0	50	0	50	0	100
197		Informal Sector ISC	Bee keeping	Informal	0	50	0	50	0	100
198		Informal Sector ISC	Hand loom	Informal	0	50	0	50	0	100
199		Informal Sector ISC	Home nursing	Informal	0	50	0	50	0	100
200		Informal Sector ISC	Care giving	Informal	0	50	0	50	0	100
		Agency Total			0	850	500	450	500	2300
201	Technical and Madrasah Education Division	Directorate of Technical Education	Auto Mechanic's	transport	0	2000	2500	2500	2500	9500
202	Technical and Madrasah Education Division	Directorate of Technical Education	EIM	Construction	0	2000	4500	3500	4500	14500
203	Technical and Madrasah Education Division	Directorate of Technical Education	Food Processing & Quality Control	Agro Food	0	2000	3500	3500	4500	13500
204	Technical and Madrasah Education Division	Directorate of Technical Education	Graphic Design	ICT	0	2000	3500	3500	3500	12500
205	Technical and Madrasah Education Division	Directorate of Technical Education	IT Support	ICT	0	2000	2500	3000	3500	11000
206	Technical and Madrasah Education Division	Directorate of Technical Education	Motorcycle Servicing	Light Engineering	0	2000	4500	4500	5500	16500
207	Technical and Madrasah Education Division	Directorate of Technical Education	Plumbing	Construction	0	2000	3500	4500	4500	14500

S.N	Name of Ministry/ Division	Name of Agency	Name of Occupation	Sector	Training Target					
					2022-23	2023-24	2024-25	2025-26	2026-27	Total
208	Technical and Madrasah Education Division	Directorate of Technical Education	Tailoring & Dress Making	Informal	0	2000	2500	3500	4500	12500
209	Technical and Madrasah Education Division	Directorate of Technical Education	Welding & Fabrication	Light Engineering	0	2000	2600	3500	3600	11700
210	Technical and Madrasah Education Division	Directorate of Technical Education	Wood Working Machine Operation	Furniture	0	2000	2500	4000	4500	13000
			Agency Total		0	20000	32100	36000	41100	129200
211		SOS Vocational Training Centre Dhaka	Electrical Installtion & Maintenance	Light Engineering	240	240	240	240	240	1200
212		SOS Vocational Training Centre Dhaka	Machine Shop Practice	Light Engineering	200	200	200	200	200	1000
213		SOS Vocational Training Centre Dhaka	Auto Mechnics/ Motor Cycle Servicing	Light Engineering	300	300	300	300	300	1500
214		SOS Vocational Training Centre Dhaka	Consumer Electronics/ Mobile Phone Servicing	Light Engineering	300	300	300	300	300	1500
215		SOS Vocational Training Centre Dhaka	Graphic Design	ICT	240	240	240	240	240	1200
216		SOS Vocational Training Centre Dhaka	Refrigeration & Air-conditioning	Light Engineering	240	240	240	240	240	1200
			Agency Total		1520	1520	1520	1520	1520	7600
217	TMED	BTEB	Baking	Tourism and Hospitality	400	450	500	700	900	2950
218	TMED	BTEB	Refrigeration and Air Conditioning	Light Engineering	500	530	600	800	1000	3430

S.N	Name of Ministry/ Division	Name of Agency	Name of Occupation	Sector	Training Target					
					2022-23	2023-24	2024-25	2025-26	2026-27	Total
219	TMED	BTEB	Electrical Installation and Maintenance (civil Construction)	Construction	1500	1550	1700	2000	2200	8950
220	TMED	BTEB	Plumbing	Construction	900	1000	1200	1400	1600	6100
221	TMED	BTEB	Beauty Care	Beauty and wellness	200	250	300	400	500	1650
222	TMED	BTEB	Web Design	ICT	85	100	130	180	250	745
223	TMED	BTEB	Computer operation	ICT	150	170	200	250	350	1120
224	TMED	BTEB	CAD Operation	ICT	25	50	80	120	200	475
225	TMED	BTEB	Graphic Design	ICT	600	650	750	1000	1300	4300
226	TMED	BTEB	Consumer Electronics	Light Engineering	60	80	100	150	300	690
227	TMED	BTEB	Welding	Light Engineering	800	850	1000	1200	1500	5350
228	TMED	BTEB	Fitting	Construction	90	100	150	200	300	840
229	TMED	BTEB	Motorcycle Servicing	Light Engineering	800	850	100	200	300	2250
230	TMED	BTEB	Front Office Management	Tourism and Hospitality	20	40	60	100	200	420
231	TMED	BTEB	Machine Shop Practice	Light Engineering	75	100	140	200	300	815
232	TMED	BTEB	Cooking	Tourism and Hospitality	350	400	450	600	700	2500
233	TMED	BTEB	Tiles and Marble Fitting	Construction	30	50	80	130	250	540
234	TMED	BTEB	Driving	transport	300	350	500	600	850	2600
235	TMED	BTEB	Heavy Equipment Operation-Crane	transport	200	250	300	400	600	1750
236	TMED	BTEB	Heavy Equipment Operation-Road Roller	Transport	200	250	300	400	600	1750
237	TMED	BTEB	Heavy Equipment Operation-Forklift	transport	200	250	300	400	600	1750
238	TMED	BTEB	Automotive Mechanics	transport	50	80	100	200	300	730
239	TMED	BTEB	Computer Operation	ICT	200	250	350	500	600	1900
240	TMED	BTEB	Sewing Machine Operation	Textile and RMG	2000	2200	2500	2800	3000	12500

S.N	Name of Ministry/ Division	Name of Agency	Name of Occupation	Sector	Training Target					
					2022-23	2023-24	2024-25	2025-26	2026-27	Total
241	TMED	BTEB	Dress Making & Tailoring	Informal	1200	1400	1700	2000	2500	8800
242	TMED	BTEB	Masonry	Construction	150	200	250	350	500	1450
243	TMED	BTEB	Wood Working Machine Operation	Furniture	60	80	120	180	250	690
244	TMED	BTEB	Rod Binding	Construction	25	50	80	120	200	475
245	TMED	BTEB	Care Giving	Informal	20	50	80	120	200	470
246	TMED	BTEB	Mid Level Management	Textile and RMG	30	50	80	120	200	480
247	TMED	BTEB	IT Support Technician	ICT	1000	1200	1500	1700	2000	7400
248	TMED	BTEB	Digital Marketing	ICT	100	150	200	300	450	1200
249	TMED	BTEB	Web Development	ICT	80	100	150	250	350	930
250	TMED	BTEB	Ticketing and Reservation	Tourism and Hospitality	80	100	150	250	350	930
251	TMED	BTEB	Food Processing and Quality Control	Agro Food	80	100	150	250	350	930
252	TMED	BTEB	Solar Electrical System	Light Engineering	260	300	400	500	700	2160
253	TMED	BTEB	Apparel Screen Printing	Textile and RMG	80	100	150	250	450	1030
254	TMED	BTEB	House Keeping	Tourism and Hospitality	40	60	100	200	300	700
255	TMED	BTEB	Tour Guiding	Tourism and Hospitality	60	80	120	180	250	690
256	TMED	BTEB	Lacquer Polish	Furniture	80	100	130	180	250	740
			Agency Total		13080	14970	17250	21880	28000	95180
			Total		29,700	58,006	73,969	83,850	97,858	343,383

5.2.6 ENTREPRENEURSHIP⁹

S.N	Name of Ministry/ Division	Name of Agency	Name of Occupation	Sector	Training Target					
					2022-23	2023-24	2024-25	2025-26	2026-27	Total
1	Ministry of Agriculture	Department of Agricultural Marketing	Agro Processing and Value Addition	Agro Food	54,000	54,000	54,000	54,000	0	216,000
2	Ministry of Agriculture	Department of Agricultural Marketing	Agri Entrepreneurship Development	Agriculture	56,250	56,250	56,250	56,250	0	225,000
		Agency Total			110,250	110,250	110,250	110,250	0	441,000
3	Ministry of Civil Aviation and Tourism	Bangladesh Tourism Board	Tour Operator	Tourism and Hospitality	0	5	10	15	20	50
		Agency Total			0	5	10	15	20	50
4		National Association of Small Cottage Industries of Bangladesh (NASCIB)	Entrepreneurship Development Training through new business creation	Others	150	210	180	180	180	900
5		National Association of Small Cottage Industries of Bangladesh (NASCIB)	Beautification, Hair Dressing & Beauty Parlor Management	Beauty and wellness	60	60	60	60	60	300
6		National Association of Small Cottage Industries of Bangladesh (NASCIB)	Branding & Marketing of SME Products	Others	60	60	60	60	60	300
7		National Association of Small Cottage Industries of Bangladesh (NASCIB)	Business Management (Basic Accounting, Financing, Developing Project Profile etc.)	Others	30	30	30	30	30	150
8		National Association of Small Cottage Industries of Bangladesh (NASCIB)	Karchupi Fitter, Fabric Painting, Machining & Dress making/ Tailoring	Informal	120	120	120	120	120	600

⁹Note: Training targets and occupations across which training will be undertaken have been sourced directly from 61 agencies (list in the annexure). The overall target has been arrived at as a basic summation of individual agency targets.

S.N	Name of Ministry/ Division	Name of Agency	Name of Occupation	Sector	Training Target					
					2022-23	2023-24	2024-25	2025-26	2026-27	Total
9		National Association of Small Cottage Industries of Bangladesh (NASCIB)	Access to Finance/ Financial Linkage & Finance for Entrepreneurs	Others	120	120	120	120	120	600
10		National Association of Small Cottage Industries of Bangladesh (NASCIB)	Skill Development Training on Diversified Jute & Jute Products Designing, Making, & Marketing	Jute	60	60	60	60	60	300
11		National Association of Small Cottage Industries of Bangladesh (NASCIB)	Management Skills Development for MSME's	Others	60	60	60	60	60	300
12		National Association of Small Cottage Industries of Bangladesh (NASCIB)	Basic Industrial Engineering, Design & Trademark of Light Engineering Products	Light Engineering	90	90	90	90	90	450
13		National Association of Small Cottage Industries of Bangladesh (NASCIB)	Export & Import Sourcing, Procedures, Guideline & Operations, Managing Banks, C&F, Customs, VAT & TAX Management, Freight Forwarding & Shipping Agents for SME's	Transport	30	30	30	30	30	150
14		National Association of Small Cottage Industries of Bangladesh (NASCIB)	Practical Applications of Bangladesh Labour Laws, Labour Right & Decent Work, Gender equality promotion, Human Rights in Business & Health Issues (COVID19) at professional level	Health and Pharmaceuticals	30	30	30	30	30	150

S.N	Name of Ministry/ Division	Name of Agency	Name of Occupation	Sector	Training Target					
					2022-23	2023-24	2024-25	2025-26	2026-27	Total
15		National Association of Small Cottage Industries of Bangladesh (NASCIB)	ECommerce, Digital/Social Media & Affiliate Marketing	Others	60	60	60	60	60	300
		Agency Total			870	930	900	900	900	4,500
16	Ministry of Expatriates' Welfare and Overseas Employment (MoEWOE)	Bureau of Manpower Employment and Training (BMET)	Automobile	Transport	110	120	140	150	170	690
17	Ministry of Expatriates' Welfare and Overseas Employment (MoEWOE)	Bureau of Manpower Employment and Training (BMET)	Civil Construction	Construction	130	140	150	170	190	780
18	Ministry of Expatriates' Welfare and Overseas Employment (MoEWOE)	Bureau of Manpower Employment and Training (BMET)	Mechanical	Light Engineering	140	160	170	190	200	860
19	Ministry of Expatriates' Welfare and Overseas Employment (MoEWOE)	Bureau of Manpower Employment and Training (BMET)	RAC	Light Engineering	120	130	150	170	190	760
20	Ministry of Expatriates' Welfare and Overseas Employment (MoEWOE)	Bureau of Manpower Employment and Training (BMET)	Electrical	Light Engineering	130	140	150	160	170	750

S.N	Name of Ministry/ Division	Name of Agency	Name of Occupation	Sector	Training Target					
					2022-23	2023-24	2024-25	2025-26	2026-27	Total
21	Ministry of Expatriates' Welfare and Overseas Employment (MoEWOE)	Bureau of Manpower Employment and Training (BMET)	Electronics	Light Engineering	110	120	130	140	160	660
22	Ministry of Expatriates' Welfare and Overseas Employment (MoEWOE)	Bureau of Manpower Employment and Training (BMET)	Welding	Construction	100	120	140	160	180	700
23	Ministry of Expatriates' Welfare and Overseas Employment (MoEWOE)	Bureau of Manpower Employment and Training (BMET)	Textile and RMG	Textile and RMG	110	130	140	150	170	700
		Agency Total			950	1060	1170	1290	1430	5900
24		PKSF	Cattle Management (Beef Fattening)	Livestock	0	450	450	450	475	1,825
25		PKSF	Dairy Farming	Livestock	0	500	525	520	465	2,010
26		PKSF	Dairy Production	Livestock	0	300	300	300	350	1,250
27		PKSF	Fish Cultivation	Fisheries	0	700	800	750	700	2,950
28		PKSF	Poultry	Livestock	0	1,000	900	900	900	3,700
29		PKSF	Honey Cultivation & Processing	Agriculture	0	250	300	300	250	1,100
30		PKSF	Nursery & Floriculture	Agriculture	0	300	350	350	400	1,400
31		PKSF	Rice Processing	Agro Food	0	350	400	350	350	1,450
32		PKSF	Fish Processing & Packaging	Fisheries	0	300	325	300	250	1,175

S.N	Name of Ministry/ Division	Name of Agency	Name of Occupation	Sector	Training Target					
					2022-23	2023-24	2024-25	2025-26	2026-27	Total
33		PKSF	Agro Food Processing Machinery Operations & Maintenance	Agro Food	0	200	225	250	250	925
34		PKSF	Cooking	Tourism and Hospitality	0	600	600	600	650	2,450
35		PKSF	Baking	Agro Food	0	400	500	550	500	1,950
36		PKSF	Fast Food & Snacks	Tourism and Hospitality	0	600	600	600	650	2,450
37		PKSF	Caregiving	Informal	0	75	75	75	100	325
38		PKSF	Hair Cutting & Saloon	Beauty and wellness	0	225	250	150	200	825
39		PKSF	Parlor & Beautification	Beauty and wellness	0	500	550	500	500	2,050
40		PKSF	Sales Representative	Beauty and wellness	0	50	50	50	50	200
41		PKSF	Pharmacy Assistant	Health and Pharmaceuticals	0	50	50	75	100	275
42		PKSF	Electrical Installation & Maintenance	Construction	0	725	725	750	800	3,000
43		PKSF	Welding	Construction	0	500	525	500	450	1,975
44		PKSF	Lathe Machine Operation	Light Engineering	0	350	360	350	400	1,460
45		PKSF	Plumbing & Pipe Fitting	Construction	0	800	800	850	800	3,250
46		PKSF	Tiles Fittings	Construction	0	550	550	500	450	2,050
47		PKSF	Masonry	Construction	0	400	400	350	400	1,550
48		PKSF	Consumer Electronics	Light Engineering	0	600	600	620	650	2,470
49		PKSF	Refrigeration & Air Conditioning	Construction	0	650	700	700	600	2,650
50		PKSF	Solar System Installation & Maintenance	Light Engineering	0	300	300	310	300	1,210

S.N	Name of Ministry/ Division	Name of Agency	Name of Occupation	Sector	Training Target					
					2022-23	2023-24	2024-25	2025-26	2026-27	Total
51		PKSF	Painting & Coating	Construction	0	400	400	388	400	1,588
52		PKSF	Glass & Mirror Fitting	Construction	0	300	300	310	300	1,210
53		PKSF	Copper & Metal Crafting	Light Engineering	0	150	150	115	120	535
54		PKSF	Carpentership	Furniture	0	225	250	232	250	957
55		PKSF	Wood Carving	Furniture	0	300	300	315	300	1,215
56		PKSF	Aluminum Fabrication	Construction	0	200	200	200	160	760
57		PKSF	Graphics Design	ICT	0	600	600	620	620	2,440
58		PKSF	Mobile Phone Servicing	Informal	0	750	750	775	700	2,975
59		PKSF	Auto Mechanics & Driving	Transport	0	50	50	45	45	190
60		PKSF	Motorcycle Servicing	Light Engineering	0	225	225	225	250	925
61		PKSF	Steel Furniture Fabrication	Furniture	0	200	200	200	155	755
62		PKSF	Steel Cutting & Design	Light Engineering	0	225	225	225	150	825
63		PKSF	Shoe Making & Leather Goods	Leather & Leather Goods	0	300	300	310	300	1,210
64		PKSF	Mini Textile and RMG	Textile and RMG	0	2,000	1,200	1,240	1,250	5,690
65		PKSF	Tailoring & Dress Making	Informal	0	2,500	1,800	1,860	2,000	8,160
66		PKSF	Block boutique & Screen Printing	Informal	0	1,500	1,500	1,550	1,550	6,100
67		PKSF	Embroidery & Karchupi	Informal	0	100	1,050	1,085	1,100	3,335
68		PKSF	Hand Loomed Works	Informal	0	200	225	225	250	900
69		PKSF	Jute Products	Jute	0	200	225	225	250	900
70		PKSF	Bamboo & Cane Works	Informal	0	150	150	155	160	615
71		PKSF	Ornament Making	Informal	0	200	190	200	200	790
			Agency Total		0	22500	22500	22500	22500	90,000

S.N	Name of Ministry/ Division	Name of Agency	Name of Occupation	Sector	Training Target					
					2022-23	2023-24	2024-25	2025-26	2026-27	Total
72	Ministry of Fisheries and Livestock	Department of Fisheries	Hatchery Management	Fisheries	22	25	30	35	40	152
73	Ministry of Fisheries and Livestock	Department of Fisheries	Nursery Management	Fisheries	22	25	30	35	40	152
74	Ministry of Fisheries and Livestock	Department of Fisheries	Fish Culture Technique based on Species (e.g. Carp Culture, culture of Tilapia ,Koi, shingh, magur, Galsa, Pabda, Shol, chitol, Galda ,Bagda, Mud crab, eel, mollusk)	Fisheries	52	55	55	60	62	284
75	Ministry of Fisheries and Livestock	Department of Fisheries	Fish Culture Technique based on technology (e.g. Monoculture, polyculture, Pen culture , Cage culture, intensive, semi intensive, maricultural, Raceway, Bioflack)	Fisheries	55	60	63	66	70	314
76	Ministry of Fisheries and Livestock	Department of Fisheries	Good Aquaculture Practice and CCRF	Fisheries	52	55	58	60	63	288
77	Ministry of Fisheries and Livestock	Department of Fisheries	Food safety in fisheries and safe fish Product	Fisheries	54	58	62	65	68	307
			Agency Total		257	278	298	321	343	1,497
78	Ministry of Industries	Bangladesh Small and Cottage Industries Corporation (BSCIC)	Entrepreneurship Development for new Business Creation	Others	50	50	75	100	125	400
79	Ministry of Industries	Bangladesh Small and Cottage Industries Corporation (BSCIC)	Innovation & Entrepreneurship Development for (SME)	Others	25	25	50	75	100	275
80	Ministry of Industries	Bangladesh Small and Cottage Industries Corporation (BSCIC)	Improve your Business	Others	25	25	50	75	100	275

S.N	Name of Ministry/ Division	Name of Agency	Name of Occupation	Sector	Training Target					
					2022-23	2023-24	2024-25	2025-26	2026-27	Total
81	Ministry of Industries	Bangladesh Small and Cottage Industries Corporation (BSCIC)	Women Entrepreneurship Development	Others	25	25	50	75	100	275
82	Ministry of Industries	Bangladesh Small and Cottage Industries Corporation (BSCIC)	Developing a Bankable Project Proposal	Others	25	25	50	75	100	275
83	Ministry of Industries	Bangladesh Small and Cottage Industries Corporation (BSCIC)	Business Management for Women	Others	25	25	50	75	100	275
84	Ministry of Industries	Bangladesh Small and Cottage Industries Corporation (BSCIC)	To Establish new Industries/ Business	Others	25	25	50	75	100	275
85	Ministry of Industries	Bangladesh Small and Cottage Industries Corporation (BSCIC)	Human Resource Management	Others	100	100	125	150	175	650
86	Ministry of Industries	Bangladesh Small and Cottage Industries Corporation (BSCIC)	Office Management	Others	100	100	125	150	175	650
87	Ministry of Industries	Bangladesh Small and Cottage Industries Corporation (BSCIC)	Social Compliance	Others	25	25	50	75	100	275
88	Ministry of Industries	Bangladesh Small and Cottage Industries Corporation (BSCIC)	Management Information System	ICT	25	25	50	75	100	275
89	Ministry of Industries	Bangladesh Small and Cottage Industries Corporation (BSCIC)	Quality Management System	Leather & Leather Goods	50	50	75	100	125	400
90	Ministry of Industries	Bangladesh Small and Cottage Industries Corporation (BSCIC)	Industrial Management and Compliance	Leather & Leather Goods	100	100	125	150	175	650

S.N	Name of Ministry/ Division	Name of Agency	Name of Occupation	Sector	Training Target					
					2022-23	2023-24	2024-25	2025-26	2026-27	Total
91	Ministry of Industries	Bangladesh Small and Cottage Industries Corporation (BSCIC)	Preparing Of Industrial Management and Industrial Planning	Others	25	25	50	75	100	275
92	Ministry of Industries	Bangladesh Small and Cottage Industries Corporation (BSCIC)	SME Management	Others	75	75	100	125	150	525
93	Ministry of Industries	Bangladesh Small and Cottage Industries Corporation (BSCIC)	Office Accounting for Executive	Others	75	75	100	125	150	525
94	Ministry of Industries	Bangladesh Small and Cottage Industries Corporation (BSCIC)	Executive Business Administration	Others	75	75	100	125	150	525
95	Ministry of Industries	Bangladesh Small and Cottage Industries Corporation (BSCIC)	New Business Financing	Others	75	75	100	125	150	525
96	Ministry of Industries	Bangladesh Small and Cottage Industries Corporation (BSCIC)	Book Keeping & Accounting	Others	75	75	100	125	150	525
97	Ministry of Industries	Bangladesh Small and Cottage Industries Corporation (BSCIC)	Financial Management	Others	50	50	75	100	125	400
98	Ministry of Industries	Bangladesh Small and Cottage Industries Corporation (BSCIC)	Export Marketing	Others	75	75	100	125	150	525
99	Ministry of Industries	Bangladesh Small and Cottage Industries Corporation (BSCIC)	Branding & Sales Technique In a Competitive Market	Others	50	50	75	100	125	400
100	Ministry of Industries	Bangladesh Small and Cottage Industries Corporation (BSCIC)	Marketing Plan & Sales Promotion	Others	75	75	100	125	150	525

S.N	Name of Ministry/ Division	Name of Agency	Name of Occupation	Sector	Training Target					
					2022-23	2023-24	2024-25	2025-26	2026-27	Total
101	Ministry of Industries	Bangladesh Small and Cottage Industries Corporation (BSCIC)	Supply chain Management	Others	25	25	50	75	100	275
102	Ministry of Industries	Bangladesh Small and Cottage Industries Corporation (BSCIC)	Import & Export Documentation	Others	25	25	50	75	100	275
			Agency Total		1300	1300	1925	2550	3175	10,250
103	ICT Division	ICT Department	IT Service Provider	ICT	0	0	5,200	5,200	0	10,400
104	ICT Division	ICT Department	Woman Freelancer	ICT	0	0	5,200	5,200	0	10,400
105	ICT Division	ICT Department	Call Center Agent	ICT	0	0	575	500	0	1,075
106	ICT Division	ICT Department	Women Ecommerce Professional	ICT	0	0	1,625	1,625	0	3,250
			Agency Total		0	0	12600	12525	0	25,125
107	ICT Division	Learning and Earning Development Project, ICT Division	Freelancers to Entrepreneur	ICT	0	2,500	2,500	2,500	2,500	10,000
			Agency Total		0	2500	2500	2500	2500	10,000
108	ICT Division	Bangladesh Computer Council (BCC)	Development of Women Entrepreneurship under Women ICT Frontier Initiative (WIFI)	ICT	250	260	280	0	0	790
			Agency Total		250	260	280	0	0	790
109	Ministry of Women and Children's Affairs	Joyeeta Foundation	Development of Women Entrepreneurship	Others	45	45	45	45	45	225
110	Ministry of Women and Children's Affairs	Joyeeta Foundation	ecommerce for Entrepreneurship	Others	25	25	25	25	25	125
111	Ministry of Women and Children's Affairs	Joyeeta Foundation	Design Development Course for Entrepreneur	Others	25	25	25	25	25	125

S.N	Name of Ministry/ Division	Name of Agency	Name of Occupation	Sector	Training Target					
					2022-23	2023-24	2024-25	2025-26	2026-27	Total
112	Ministry of Women and Children's Affairs	Joyeeta Foundation	Entrepreneurship Development Course	Others	25	25	25	25	25	125
		Agency Total			120	120	120	120	120	600
113		Dhaka Ahsania Mission	Electrical Installation & Maintenance	Construction	10	10	10	10	10	50
114		Dhaka Ahsania Mission	Industrial Sewing Machine Operation	Textile and RMG	10	10	10	10	10	50
115		Dhaka Ahsania Mission	Dress Making & Tailoring	Informal	10	10	10	10	10	50
116		Dhaka Ahsania Mission	Certification of Beautification	Informal	10	10	10	10	10	50
117		Dhaka Ahsania Mission	Mobile Phone Servicing	Informal	10	10	10	10	10	50
118		Dhaka Ahsania Mission	General Electronics	ICT	10	10	10	10	10	50
119		Dhaka Ahsania Mission	Sweater Linking Operation	Textile and RMG	10	10	10	10	10	50
120		Dhaka Ahsania Mission	Sweater Knitting Operation	Textile and RMG	0	10	10	10	10	40
121		Dhaka Ahsania Mission	Plumbing & Pipe Fitting	Construction	0	10	10	10	10	40
122		Dhaka Ahsania Mission	Driving Cum Mechanics	Light Engineering	0		10	10	10	30
123		Dhaka Ahsania Mission	Masonry	Construction	0	10	10	10	10	40
124		Dhaka Ahsania Mission	Rod Binding	Construction	0	10	10	10	10	40
125		Dhaka Ahsania Mission	Tile & Marble Fitting	Construction	0	10	10	10	10	40
126		Dhaka Ahsania Mission	Graphic Design	ICT	0	10	10	10	10	40
127		Dhaka Ahsania Mission	Refrigeration & air-conditioning	Light Engineering	0	0	0	10	10	20
128		Dhaka Ahsania Mission	Auto CAD	ICT	0	0	0	10	10	20
129		Dhaka Ahsania Mission	Computer Application	ICT	0	0	0	10	10	20
130		Dhaka Ahsania Mission	Block Batic	Informal	0	0	0	10	10	20
131		Dhaka Ahsania Mission	Handi Crafts	Informal	0	0	0	10	10	20
132		Dhaka Ahsania Mission	Food Processing	Agro Food	0	0	0	10	10	20
		Agency Total			70	130	140	200	200	740

S.N	Name of Ministry/ Division	Name of Agency	Name of Occupation	Sector	Training Target					
					2022-23	2023-24	2024-25	2025-26	2026-27	Total
133		Agro Food ISC	Food Processing (in different sub-sectors)	Agro Food	2	5	7	10	12	36
134		Agro Food ISC	Baking	Agro Food	2	5	7	8	10	32
135		Agro Food ISC	Chanachur and Jhuri Processing	Agro Food	5	7	10	12	15	49
136		Agro Food ISC	Puff and Flatten Rice Processing	Agro Food	5	7	10	15	20	57
137		Agro Food ISC	Sweet Meat Making	Agro Food	5	7	10	15	20	57
		Agency Total			19	31	44	60	77	231
138		Light Engineering ISC (LEISC)	Refrigeration & Air Conditioning (RAC)	Light Engineering	0	13	30	30	0	73
139		Light Engineering ISC (LEISC)	Welding	Construction	0	20	35	35	0	90
140		Light Engineering ISC (LEISC)	Electrical Installation & Maintenance (EIM)	Light Engineering	0	12	30	30	0	72
141		Light Engineering ISC (LEISC)	CNC Machine Operation	Light Engineering	0	5	7	7	0	19
142		Light Engineering ISC (LEISC)	CAD-CAM Design and Programming	Light Engineering	0	10	10	10	0	30
143		Light Engineering ISC (LEISC)	Master Craftsmanship	Light Engineering	0	5	5	5	0	15
		Agency Total			0	65	117	117	0	299
144		ISC Leather & Leather Goods	Advance CAD Design & Pattern Cutting Operator	Light Engineering	40	45	60	90	90	325
145		ISC Leather & Leather Goods	Sourcing & Merchandizing	Leather & Leather Goods	0	20	20	40	40	120
146		ISC Leather & Leather Goods	Basic Tanning Process	Leather & Leather Goods	0	10	10	20	20	60
		Agency Total			40	75	90	150	150	505
147		UCEP	Auto Mechanics	Light Engineering	54	57	60	63	66	300
148		UCEP	Welding	Construction	24	27	30	33	36	150

S.N	Name of Ministry/ Division	Name of Agency	Name of Occupation	Sector	Training Target					
					2022-23	2023-24	2024-25	2025-26	2026-27	Total
149		UCEP	Machinist	Light Engineering	18	21	24	27	30	120
150		UCEP	Masonry	Construction	6	8	9	11	12	46
151		UCEP	Plumbing	Construction	6	8	9	11	12	46
152		UCEP	Marble & Tiles	Construction	3	4	5	6	8	26
153		UCEP	Consumer Electronics	Light Engineering	42	45	48	50	51	236
154		UCEP	Electrical Installation & Maintenance	Construction	93	99	105	108	111	516
155		UCEP	Mobile Phone Servicing	Informal	12	14	15	18	20	79
156		UCEP	Refrigeration & Air Conditioning	Light Engineering	30	33	36	38	39	176
157		UCEP	Industrial Sewing Operation	Textile and RMG	60	63	66	68	69	326
158		UCEP	Tailoring & Dress Making	Informal	11	12	15	17	18	73
159		UCEP	Garments Finishing	Textile and RMG	8	9	12	14	15	58
160		UCEP	Sewing Machine Mechanics	Textile and RMG	8	9	12	14	15	58
161		UCEP	Textile Machine Operator (Weaving, ,Spinning, Knitting)	Textile and RMG	5	6	8	9	11	39
162		UCEP	Apparel Screen printing	Textile and RMG	3	3	5	6	8	25
163		UCEP	Wood Working Machine Operator	Furniture	5	5	6	8	9	33
164		UCEP	Motor Cycle Service	Light Engineering	3	4	5	5	7	24
165		UCEP	Lacquer Polish	Furniture	5	5	5	5	5	25
166		UCEP	Cooking	Tourism and Hospitality	6	6	6	6	6	30
167		UCEP	Jute & Jute bags	Jute	6	6	6	6	6	30

S.N	Name of Ministry/ Division	Name of Agency	Name of Occupation	Sector	Training Target					
					2022-23	2023-24	2024-25	2025-26	2026-27	Total
168		UCEP	Front Desk Management	Others	6	6	6	6	6	30
169		UCEP	Tourist Guide	Tourism and Hospitality	14	14	14	14	14	70
170		UCEP	Housekeeping & Laundry Operation & Communicative English	Informal	2	3	3	3	3	14
171		UCEP	Fashion Design	Informal	60	60	60	60	60	300
172		UCEP	Care Giving	Informal		6				6
173		UCEP	Household Worker	Tourism and Hospitality	1	1	2	3	3	10
174		UCEP	Electrical & Electronics Installation & Maintenance	Light Engineering	1	1	1	1	1	5
175		UCEP	Machine Operation	Light Engineering	1	1	1	1	1	5
176		UCEP	Industrial Mechanical Maintenance	Light Engineering	1	1	1	1	1	5
177		UCEP	Bio-fish Cultivation	Fisheries				1	1	2
178		UCEP	Baking	Agro Food	3	3	3	3	3	15
179		UCEP	Food & Beverage	Agro Food	1	1	1	1	1	5
180		UCEP	Beautician	Beauty and wellness	1	1	1	1	1	5
181		UCEP	Solar Electrical System	Construction	1	1	1	1	1	5
182		UCEP	IT Support Service	ICT	1	1	1	1	1	5
			Agency Total		501	544	582	620	651	2,898
183		Construction ISC	Electrical	Light Engineering	1,000	1,200	1,500	1,800	2,000	7,500
184		Construction ISC	Mason	Construction	500	600	700	800	1,000	3,600
185		Construction ISC	Plumbing	Construction	500	600	700	800	1,000	3,600
186		Construction ISC	Welder/Grill Maker	Construction	400	500	600	700	800	3,000
187		Construction ISC	Tiles and Marvel works	Construction	200	300	400	500	600	2,000
188		Construction ISC	Rod Binding	Construction	200	300	400	500	600	2,000

S.N	Name of Ministry/ Division	Name of Agency	Name of Occupation	Sector	Training Target					
					2022-23	2023-24	2024-25	2025-26	2026-27	Total
189		Construction ISC	Building Painting	Construction	100	150	200	250	300	1,000
190		Construction ISC	Aluminum Fabrication	Construction	80	100	150	200	250	780
191		Construction ISC	Shattering	Construction	50	60	80	100	120	410
192		Construction ISC	Finishing Carpenter	Furniture	50	60	80	100	120	410
193		Construction ISC	Lift Installation	Construction	40	50	60	80	100	330
194		Construction ISC	Glazing Fitter	Construction	20	30	40	50	60	200
195		Construction ISC	Apartment House Management	Construction	20	30	40	50	60	200
196		Construction ISC	Refrigeration and Air condition	Construction	40	50	60	80	100	330
197		Construction ISC	Construction Supervisor	Construction	20	30	40	50	60	200
		Agency Total			3,220	4,060	5,050	6,060	7,170	25,560
198		BRAC Skills Development Programme	Aluminum Fabricators	Light Engineering	6	7	8	9	9	39
199		BRAC Skills Development Programme	Automobile Mechanics	Light Engineering	26	34	36	39	42	177
200		BRAC Skills Development Programme	Basic Electrical Technology	Light Engineering	6	7	8	9	9	39
201		BRAC Skills Development Programme	Basic Electronics	Light Engineering	6	7	8	9	9	39
202		BRAC Skills Development Programme	Beauty Salon - Female	Beauty and wellness	130	170	180	195	210	885
203		BRAC Skills Development Programme	Beauty Salon - Male	Beauty and wellness	6	7	8	9	9	39

S.N	Name of Ministry/ Division	Name of Agency	Name of Occupation	Sector	Training Target					
					2022-23	2023-24	2024-25	2025-26	2026-27	Total
204		BRAC Skills Development Programme	Block Boutique and Screen Printing	Informal	6	7	8	9	9	39
205		BRAC Skills Development Programme	Computer Operation	ICT	13	17	18	20	21	89
206		BRAC Skills Development Programme	Denting & Painting	Construction	13	17	18	20	21	89
207		BRAC Skills Development Programme	Electrical Installation & Maintenance (EIM)	Light Engineering	26	34	36	39	42	177
208		BRAC Skills Development Programme	Electrical Motor Repairing and Rewinding	Light Engineering	39	51	54	59	63	266
209		BRAC Skills Development Programme	Embroidery & Jori Chumki	Informal	6	7	8	9	9	39
210		BRAC Skills Development Programme	Food & Beverage Service	Tourism and Hospitality	13	17	18	20	21	89
211		BRAC Skills Development Programme	Graphic Design	ICT	26	34	36	39	42	177
212		BRAC Skills Development Programme	Hardware Technician	Light Engineering	6	7	8	9	9	39
213		BRAC Skills Development Programme	House Keeping	Tourism and Hospitality	13	17	18	20	21	89

S.N	Name of Ministry/ Division	Name of Agency	Name of Occupation	Sector	Training Target					
					2022-23	2023-24	2024-25	2025-26	2026-27	Total
214		BRAC Skills Development Programme	IT Support Specialist	ICT	6	7	8	9	9	39
215		BRAC Skills Development Programme	Lathe Machine Operation	Leather & Leather Goods	117	153	162	176	189	797
216		BRAC Skills Development Programme	Masonry	Construction	13	17	18	20	21	89
217		BRAC Skills Development Programme	Metal Sheet Cutting & Fabrication	Construction	39	51	54	59	63	266
218		BRAC Skills Development Programme	Milling Machine Operation	Construction	6	7	8	9	9	39
219		BRAC Skills Development Programme	Mobile Phone Servicing	Informal	26	34	36	39	42	177
220		BRAC Skills Development Programme	Motorcycle Service Mechanic	Light Engineering	39	51	54	59	63	266
221		BRAC Skills Development Programme	Plumbing & Pipe fittings	Construction	13	17	18	20	21	89
222		BRAC Skills Development Programme	Programmable Logic Control (PLC)	ICT	6	7	8	9	9	39
223		BRAC Skills Development Programme	Refrigeration & Air Conditioning (RAC)	Light Engineering	26	34	36	39	42	177

S.N	Name of Ministry/ Division	Name of Agency	Name of Occupation	Sector	Training Target					
					2022-23	2023-24	2024-25	2025-26	2026-27	Total
224		BRAC Skills Development Programme	Retail Sales	Others	13	17	18	20	21	89
225		BRAC Skills Development Programme	Steel Binding & Fabrications	Construction	13	17	18	20	21	89
226		BRAC Skills Development Programme	Tailoring and Dressmaking - Female	Textile and RMG	312	408	432	468	504	2,124
227		BRAC Skills Development Programme	Tailoring and Dressmaking - Male	Textile and RMG	91	119	126	137	147	620
228		BRAC Skills Development Programme	Tiles & Marbles Works	Construction	13	17	18	20	21	89
229		BRAC Skills Development Programme	Welding	Construction	130	170	180	195	210	885
230		BRAC Skills Development Programme	Wood Furniture	Furniture	26	34	36	39	42	177
231		BRAC Skills Development Programme	Wood Furniture Design	Furniture	13	17	18	20	21	89
			Agency Total		1243	1617	1718	1872	2001	8,451
232		Informal Sector ISC	Tailoring & dress making	Informal	0	200	200	300	300	1,000
233		Informal Sector ISC	Block batik & screen print	Informal	0	200	200	300	300	1,000
234		Informal Sector ISC	Embroidery & Nakshi kantha	Informal	0	200	200	200	200	800
235		Informal Sector ISC	Driving	Transport	0	100	100	100	100	400

S.N	Name of Ministry/ Division	Name of Agency	Name of Occupation	Sector	Training Target					
					2022-23	2023-24	2024-25	2025-26	2026-27	Total
236		Informal Sector ISC	Motor cycle mechanic	Light Engineering	0	100	100	100	100	400
237		Informal Sector ISC	Mobile servicing	Informal	0	100	100	100	100	400
238		Informal Sector ISC	Beautification	Informal	0	100	100	100	100	400
239		Informal Sector ISC	Retails servicing	Light Engineering	0	100	100	100	100	400
240		Informal Sector ISC	Boat making repairing	Informal	0	100	100	100	100	400
241		Informal Sector ISC	Shoe repair & making	Leather & Leather Goods	0	50	50	50	50	200
242		Informal Sector ISC	Candle making	Informal	0	50	50	50	50	200
243		Informal Sector ISC	Bee keeping	Informal	0	50	50	50	50	200
244		Informal Sector ISC	Hand loom	Informal	0	100	100	100	100	400
245		Informal Sector ISC	Home nursing	Informal	0	200	200	200	200	800
246		Informal Sector ISC	Care giving	Informal	0	50	50	50	50	200
		Agency Total			0	1700	1700	1900	1900	7,200
247	Ministry of Industries	SME Foundation	Working with Fashion Design	Textile and RMG	200	250	300	400	500	1,650
248	Ministry of Industries	SME Foundation	Block & BATIK	Informal	300	400	500	600	700	2,500
249	Ministry of Industries	SME Foundation	Natural (Vegetable) Dyeing	Agro Food	200	300	400	500	600	2,000
250	Ministry of Industries	SME Foundation	Screen Print	Informal	150	200	250	300	350	1,250
251	Ministry of Industries	SME Foundation	Hand Embroidery	Informal	90	120	120	150	180	660
252	Ministry of Industries	SME Foundation	Beautification and Parlor Management	Beauty and wellness	300	360	450	450	600	2,160
253	Ministry of Industries	SME Foundation	Diversified Jute Goods Production	Jute	240	300	360	450	600	1,950
254	Ministry of Industries	SME Foundation	Diversified Leather Goods Production	Leather & Leather Goods	300	450	600	600	750	2,700
255	Ministry of Industries	SME Foundation	Art & Crafts	Informal	120	150	180	210	240	900

S.N	Name of Ministry/ Division	Name of Agency	Name of Occupation	Sector	Training Target					
					2022-23	2023-24	2024-25	2025-26	2026-27	Total
256	Ministry of Industries	SME Foundation	Artificial Jewelery	Informal	90	120	150	150	180	690
257	Ministry of Industries	SME Foundation	Thai Clay	Agro Food	60	90	90	120	150	510
258	Ministry of Industries	SME Foundation	Ikebana & Oshibana	Others	30	60	60	90	120	360
259	Ministry of Industries	SME Foundation	Fast Food Preperation & Processing	Tourism and Hospitality	60	90	120	180	180	630
			Agency Total		2140	2890	3580	4200	5150	17,960
			Total		121,230	150,315	165,574	168,150	48,287	653,556

ANNEXURE

List of agencies that have shared data

SI No	Name of Ministry/ Division	Name of agency
1.	Prime Minister's Office	National Skills Development Authority
2.	Ministry of Agriculture	Department of Agricultural Extension
3.	Ministry of Agriculture	Bangladesh Rice Research Institute
4.	Ministry of Agriculture	Agriculture Information Service
5.	Ministry of Agriculture	Bangladesh Agricultural Research Council
6.	Ministry of Agriculture	Bangladesh Sugarcrop Research Institute (BSRI)
7.	Ministry of Agriculture	Cotton Development Board
8.	Ministry of Agriculture	Department of Agricultural Marketing
9.	Ministry of Agriculture	Soil Resource Development Institute
10.	Ministry of Civil Aviation and Tourism	Bangladesh Tourism Board
11.	Ministry of Civil Aviation and Tourism	Biman
12.	Ministry of Civil Aviation and Tourism	National Tourism and hospitality Training Institute (NHTTI)
13.	Ministry of Civil Aviation and Tourism	Bangladesh Services Limited
14.		National Association of Small Cottage Industries of Bangladesh (NASCIB)
15.	Technical and Madrasah Education Division	Bangladesh Technical Education Board (BTEB)
16.	Ministry of Expatriates' Welfare and Overseas Employment (MoEWOE)	Bureau of Manpower Employment and Training (BMET)
17.		PKSF
18.	Ministry of Fisheries and Livestock	Department of Fisheries
19.	Ministry of Fisheries and Livestock	Department of Livestock
20.	Health Services Division	Directorate General of Nursing and Midwifery (DGNM)
21.	Ministry of Industries	Training Institute for Chemical Industries (TICI), BCIC
22.	Ministry of Industries	Bangladesh Industrial Technical Assistance Center (BITAC)
23.	Ministry of Industries	Bangladesh Small Cottage Industries Council (BSCIC)
24.	Rural Development and Co-operatives Division	Palli Daridro Bimochon Foundation (PDBF)
25.	Rural Development and Co-operatives Division	Bangabandhu Academy for Poverty Alleviation and Rural Development (BAPARD)
26.	Rural Development and Co-operatives Division	Rural Development Academy
27.	Rural Development and Co-operatives Division	Small Farmers Development Foundation (SFDF)
28.	Rural Development and Co-operatives Division	Bangladesh Academy for Rural Development
29.	Rural Development and Co-operatives Division	Department of Cooperatives
30.	Rural Development and Co-operatives Division	Bangladesh Rural Development Board
31.	ICT Division	ICT Department
32.	ICT Division	Skill Development for Mobile Game and Application Project
33.	ICT Division	Learning and Earning Development Project, ICT Division
34.	ICT Division	Bangladesh Hi-Tech Park Authority (BHTPA)
35.	ICT Division	Office of the Controller of Certifying Authorities (CCA)

SI No	Name of Ministry/ Division	Name of agency
36.	ICT Division	Bangladesh Computer Council (BCC)
37.	Road Transport and Highways Division	Bangladesh Road Transport Corporation
38.	Ministry of Social Welfare	Department of Social Service
39.	Ministry of Textile & Jute	Bangladesh Jute Mills Corporation (BJMC)
40.	Ministry of Women and Children's Affairs	Jatiyo Mohila Sangstha
41.	Ministry of Women and Children's Affairs	Department of Women Affairs
42.	Ministry of Women and Children's Affairs	Joyeeta Foundation
43.	Ministry of Youth and Sports	Department of Youth Development
44.		Mirpur Agricultural Workshop and Training School (MAWTS)
45.		Dhaka Ahsania Mission
46.		Agro Food ISC
47.		Ceramic ISC (CISC)
48.		Light Engineering ISC (LEISC)
49.		ISC-Leather & Leather Goods
50.		UCEP
51.		Construction ISC
52.	Ministry of Civil Aviation and Tourism	Bangladesh Overseas Employment and Services Limited. (BOESL)
53.	Ministry of Industries	SME Foundation
54.	Ministry of Shipping	Department of Shipping
55.		BRAC Skills Development Programme
56.		Informal ISC
57.	Technical and Madrasah Education Division	Directorate of Technical Education
58.		SOS Vocational Training Center Dhaka

Annex

(Action Plan Agency Target Break Up)

Annex No.	Activities	Performance Indicator	Agency Sl. No.	Agency Name	Year-wise Targets					
					2022-23	2023-24	2024-25	2025-26	2026-27	Total
1	Demand-driven, Flexible and Responsive Training Provision									
1.1	Skills Training for the Current and Future Labour Market Needs									
1.1.1	Select occupations	No of occupations selected	1	BMET	25	27	28	30	30	140
			2	DAE	5	5	6	6	7	29
			3	BITAC	8	16	16	16	16	72
			4	UCEP	45	50	55	60	65	275
			5	Agro Food ISC	3	5	7	8	10	33
			6	Dhaka Ahsania Mission	3	3	2	5	0	13
			7	DOF	12	15	18	22	25	92
			8	DWA	32	32	32	32	32	160
			9	DYD	4	4	4	4	4	20
			10	LEISC	12	0	0	0	0	12
			11	MAWTS	30	30	30	30	30	150
			12	PKSF	15	59	0	0	0	74
			13	SME Foundation	15	15	17	18	20	85
			14	BRAC SDP	41	45	47	50	55	238
			15	BTEB	20	25	20	30	30	125
			16	NSDA	50	20	20	20	20	130
			17	Total			320	351	302	331
1.2	Skills Develop for emerging technologies including 4IR									
1.2.1	Forecast skills demand (including emerging)	No of studies conducted	1	BMET	1	1	2	2	2	8
			2	BITAC	1	2	3	3	3	12
			3	CISC	0	1	0	1	0	2
			4	UCEP	2	3	3	4	4	16
			5	Agro Food ISC	1	2	3	3	5	14

Annex No.	Activities	Performance Indicator	Agency Sl. No.	Agency Name	Year-wise Targets					
					2022-23	2023-24	2024-25	2025-26	2026-27	Total
	technologies and future skills)		6	Dhaka Ahsania Mission	1	1	1	0	1	4
			7	DYD	1	1	2	3	4	11
			8	LEISC	1	1	1	1		4
			9	SME Foundation	0	0	1	1	1	3
			10	BRAC SDP	1	1	2	2	2	8
			11	NSDA	1	2	2	2	2	9
			12	Informal ISC	0	8	0	0	0	8
				Total	10	23	20	22	24	99
1.2.2	Forecast skills demand (including emerging technologies and future skills)	No of occupations identified	1	UCEP	2	2	2	2	2	10
			2	Agro Food ISC	1	2	3	3	5	14
			3	BRAC SDP	10	12	14	16	20	72
			4	NSDA	1	2	2	2	2	9
				Total	14	18	21	23	29	105
2	Ensure Quality of Skills Training									
2.1	Moving towards a nationally recognized framework of qualification for skill Development									
2.1.1	Develop National Skills Qualification Framework (NSQF)	National Skills Qualification Framework developed		NSDA	100%	-	-	-	-	100%
		National Skills Qualification Framework approved		NSDA	-	100%	-	-	-	100%
2.1.2	Implement National Skills Qualification Framework (NSQF)	Percentage of training courses compliant to NSQF		NSDA	-	-	5%	10%	15%	15%

Annex No.	Activities	Performance Indicator	Agency Sl. No.	Agency Name	Year-wise Targets					
					2022-23	2023-24	2024-25	2025-26	2026-27	Total
2,1.3	Develop Skills Quality Assurance Manual	Skills Quality Assurance Manual developed and approved		NSDA	-	100%	-	-	-	100%
2.1.4	Disseminate Skills Quality Assurance Manual	Stakeholder workshop undertaken to disseminate		NSDA	-	3	5	10	15	33
2.2	Expanding Competency Based training and Assessment (CBT&A)									
2.2.1	Develop Competency Standards and CAD	Number of competency standards and CAD approved	1	BMET	28	30	30	32	35	155
			2	BTEB	50	60	65	70	75	320
			3	CISC	3	5	5	5	5	23
			4	UCEP	31	36	41	46	51	205
			5	Agro Food ISC	5	7	8	10	12	42
			6	Dhaka Ahsania Mission	2	2	2	2	2	10
			7	LEISC	3	3	2	2	2	12
			8	BRAC SDP	1	1	1	1	1	5
			9	NSDA	10	30	30	25	25	120
				Total			133	174	184	193
2,2,2	Review of Competency Standards and CAD	Number of competency standards and CAD reviewed	1	BMET	1	1	1	2	2	7
			2	BTEB	25	40	60	80	100	305
			3	CISC	3	5	5	5	5	23
			4	UCEP	31	36	41	46	51	205
			5	Agro Food ISC	5	7	8	10	12	42
			6	Dhaka Ahsania Mission	2	2	2	2	2	10
			7	BRAC SDP	1	1	1	1	1	5
			8	Informal ISC	0	10	0	0	0	10
			9	NSDA	30	20	15	10	10	85

Annex No.	Activities	Performance Indicator	Agency Sl. No.	Agency Name	Year-wise Targets					
					2022-23	2023-24	2024-25	2025-26	2026-27	Total
				Total	98	122	133	156	183	607
2.2.3	Develop Competency Based Curriculum (CBC)	Number of Competency Based Curriculum Documents approved		NSDA	31	50	60	70	80	291
2,2,4	Develop Competency Based Learning Materials (CBLM)	Number of Competency Based Learning Materials developed	1	NSDA	10	20	40	50	70	190
			2	Ceramic ISC	4	0	0	0	0	4
				Total	14	20	40	50	70	194
2,2,5	Develop Assessment Tools	Number of assessment tools approved		NSDA	50	40	50	60	70	270
2.2.6	Develop competency Skills Logbook (CSLB)	Number of CSLB	1	NSDA	5	10	20	25	35	95
			2	Ceramic ISC	12	0	0	0	0	12
				Total	17	10	20	25	35	107
2.2.7	Register Skills Training Providers (STPs)	Number of STPs registered	1	CISC	10	10	10	10	10	50
			2	UCEP	6	8	8	8	10	40
			3	Dhaka Ahsania Mission	3	3	3	3	3	15
			4	NSDA	100	100	100	100	100	500
			5	BRAC SDP	10	12	14	15	16	67
				Total	129	133	135	136	139	672
2.2.8	Course Accreditation	No of courses accredited	1	NSDA	60	80	100	120	150	510
			2	BITAC	0	4	3	2	2	11
			3	BRAC SDP	2	4	4	4	4	18
			4	BTEB	50	60	65	70	75	320
			5	CISC	3	5	5	5	5	23
			6	UCEP	15	15	20	20	25	95

Annex No.	Activities	Performance Indicator	Agency Sl. No.	Agency Name	Year-wise Targets					
					2022-23	2023-24	2024-25	2025-26	2026-27	Total
			7	Agro Food ISC	5	7	10	12	15	49
			8	Dhaka Ahsania Mission	5	3	3	3	2	16
			9	DWA	9	9	9	9	9	45
			10	SME Foundation	0	2	4	8	12	26
				Total	149	189	223	253	299	1113
2.2.9	Provide Competency Based Training	Number of trainees completed training (in CBT)	1	BMET	400	430	500	600	600	2530
			2	BRAC SDP	4000	6000	10000	15000	20000	55000
			3	BTEB	10000	12000	15000	17000	20000	74000
			4	CISC	43080	49110	55650	63180	70130	281150
			5	Leather and Leather Goods ISC	3290	2830	2580	2380	2140	13220
			6	UCEP	75	100	125	150	150	600
			7	Agro Food ISC	40	60	80	100	100	380
			8	PKSF	4043	4115	4620	4265	0	17043
			9	DRE	0	20000	40000	52000	60000	172000
				Total	64928	94645	128555	154675	173120	615923
2.2.10	Assess and Certify Trainees	Number of trainees assessed and certified (in CBT)		NSDA	1630	2500	3000	4000	5000	16130
2.2.11	Accredit Assessment Center	Number of assessment centers accredited		NSDA	30	50	60	80	100	320
2.2.12	Training of Trainers (ToT)	Number of trainers trained (in CBT)	1	BTEB	300	350	400	500	600	2150
			2	BMET	200	210	230	240	260	1140
			3	BRAC SDP	12	15	18	20	22	87
			4	CISC	100	100	100	100	100	500
			5	Leather and Leather Goods ISC	20	20	20	20	0	80
			6	UCEP	100	125	150	175	200	750

Annex No.	Activities	Performance Indicator	Agency Sl. No.	Agency Name	Year-wise Targets					
					2022-23	2023-24	2024-25	2025-26	2026-27	Total
			7	Agro Food ISC	20	40	40	60	80	240
			8	Dhaka Ahsania Mission	40	40	60	80	100	320
			9	DLS	100	100	120	120	150	590
			10	DWA	10	10	10	10	10	50
			11	DYD	150	200	300	400	500	1550
			12	LEISC	60	25	25	25	25	160
			13	MAWTS	5	5	5	5	5	25
			14	SME Foundation	30	30	60	60	90	270
			15	DTE	0	1000	1200	1500	2000	5700
			16	Informal ISC	0	0	75	75	0	150
			17	Ceramic ISC	40	40	40	40	40	200
				Total	1147	2270	2813	3390	4142	13762
2.2.13	Assess and certify trainers	Number of trainers certified (in CBT)		NSDA	60	80	100	100	100	440
2.2.14	Train Assessors	Number of assessors trained (in CBT&A)	1	MAWTS	5	5	5	5	5	25
			2	Leather and Leather Goods ISC	15	15	15	15	15	75
			3	Dhaka Ahsania Mission	60	60	120	120	120	480
			4	CISC	200	300	400	500	600	2000
			5	BMET	5	10	12	15	15	57
			6	UCEP	75	100	125	150	175	625
			7	BRAC SDP	20	35	53	68	83	259
			8	DTE	0	2000	2200	2500	2500	9200
			9	NSDA	150	200	250	200	200	1000
			10	BITAC	3	3	3	0	0	9
			11	Informal ISC	0	0	0	150	150	300
				Total	533	2728	3183	3723	3863	14030

Annex No.	Activities	Performance Indicator	Agency Sl. No.	Agency Name	Year-wise Targets					
					2022-23	2023-24	2024-25	2025-26	2026-27	Total
2.2.15	Assess and Certify Assessors	Number of assessors certified (CBT&A)		NSDA	150	200	250	200	200	1000
2.2.16	Establish a pool of Master Trainers	Number of Master Trainers listed in the pool		NSDA	0	20	20	20	20	80
2.2.17	Establish a pool of Assessors	Number of Assessors listed in the pool		NSDA	150	200	200	200	200	950
2.2.18	Approval of managing committee of STPs	Number of managing committees of STPs approved		NSDA	100	100	100	100	100	500
3	Improving Access and Outreach of Skills Training									
3.1	Improving Access and Outreach to Underserved Areas									
3.1.1	Bring underserved areas under the coverage of skills training	Coverage of underserved areas under skills training		All Relevant Agencies			10%	20%	30%	60%
3.1.2	Select need based priority occupations for underserved areas	Number of priority occupations identified for training of people in underserved areas	1	Informal ISC	0	0	10	0	0	10
			2	All Relevant Agencies	0	0	10	10	10	30
				Total	0	0	20	10	10	40
3.1.3	Develop need-based standards, CAD and curriculum	Number of standards approved for underserved population	1	Informal ISC	0	0	17	0	0	17
			2	All Relevant Agencies	9	24	28	29	33	124
				Total	9	24	45	29	33	141
3.1.4	Establish STPs in underserved areas	Number of STPs established in underserved areas	1	Agro Food ISC	0	1	1	0	0	2
			2	Dhaka Ahsania Mission	1	2	2	1	1	7
			3	CISC	5	5	5	5	5	25

Annex No.	Activities	Performance Indicator	Agency Sl. No.	Agency Name	Year-wise Targets					
					2022-23	2023-24	2024-25	2025-26	2026-27	Total
				Total	6	8	8	6	6	34
3.1.5	Provide training in underserved areas	Number of training courses introduced in underserved areas	1	Agro Food ISC	1	1	2	2	2	8
			2	Department of Women Affairs	6	6	6	6	6	30
			3	Construction ISC	5	5	5	5	5	25
			4	BMET	12	13	14	15	15	69
			5	SME Foundation	6	6	12	18	24	66
			6	BRAC SDP	25	26	28	30	32	141
				Total	109	111	175	238	300	933
3.1.6		Number of trainees completed training in underserved areas	1	PKSF	500	1250	1250	1250	1250	5500
			2	Agro Food ISC	25	25	50	50	50	200
			3	DWA	2971	3000	3000	3000	3000	14971
			4	CISC	3000	5000	7000	8000	10000	33000
			5	BMET	200	250	250	300	300	1300
			6	BRAC SDP	106704	139536	147744	159956	172368	726308
				Total	113400	149061	159294	172556	186968	781279
3.1.7	Ensure safe and congenial training environment	Number of STPs compliant with required training environment		NSDA	100%	100%	100%	100%	100%	100%
3.1.8	Assess and certify	Number of trainees assessed and certified		NSDA	20%	30%	50%	70%	70%	70%
3.1.9	Review the effectiveness of skills training provided	Report on effectiveness of training prepared		NSDA	-	-	50%	-	100%	100%
3.2	Improving access of the marginalized groups (including women, persons with disabilities, people in less developed and inaccessible areas and informal workers)									
3.2.1	Improving access of the marginalized groups (including women, persons with disabilities and people in less developed and inaccessible areas)									
3.2.1.1			1	NSDA	25	26	28	30	32	141

Annex No.	Activities	Performance Indicator	Agency Sl. No.	Agency Name	Year-wise Targets					
					2022-23	2023-24	2024-25	2025-26	2026-27	Total
	Identify the marginalized groups (including women, persons with disabilities and people in less developed and inaccessible areas)	Number of groups identified	2	Informal ISC	0	8	0	0	0	8
			Total	25	34	28	30	32	149	
3.2.1.2	Select need based occupations	Number of new occupations identified for training of people from marginalized group	1	BRAC SDP	25	26	28	30	32	141
			2	Agro Food ISC	2	4	4	6	8	24
			3	DLS	1	1	1	1	1	5
			4	DWA	6	6	6	6	6	30
			5	Dhaka Ahsania Mission	1	2	2	2	1	8
			6	CISC	3	3	3	3	3	15
			7	PKSF	0	59	0	0	0	59
			8	BMET	5	6	7	8	10	36
			9	DAE	4	4	5	5	5	23
			10	DYD	4	4	4	4	4	20
	Total	101	183	116	125	134	659			
3.2.1.3	Develop guidelines to ensure enhanced participation of the marginalized groups	Guidelines developed for marginalized group		NSDA	-	1	-	-	-	1
3.2.1.4	Develop need-based standards, CAD and curriculum	Number of new standards and CAD approved for marginalized group		NSDA	2	2	2	3	4	13

Annex No.	Activities	Performance Indicator	Agency Sl. No.	Agency Name	Year-wise Targets					
					2022-23	2023-24	2024-25	2025-26	2026-27	Total
3.2.1.4.1		Number of new curriculums approved for marginalized group		NSDA	2	2	2	3	4	13
3.2.1.5	Develop Competency Based Learning Materials (CBLM)	Number of new CBLM developed for marginalized group	1	NSDA	2	2	2	3	4	13
			2	Informal ISC	-	-	7	10	-	17
				Total	2	2	9	13	4	30
3.2.1.6	Ensure safe and congenial training environment	Number of STPs compliant with required training environment		NSDA	100%	Maintain 100%	Maintain 100%	Maintain 100%	Maintain 100%	Maintain 100%
3.2.1.7	Provide training under flexible modalities to marginalized groups (including women, persons with disabilities and people in less developed and inaccessible areas)	Number of training courses introduced for marginalized group	1	BRAC SDP	25	26	28	30	32	141
			2	Agro Food ISC	40	80	80	120	160	480
			3	DLS	8	8	8	8	8	40
			4	DWA	6	6	6	6	6	30
			5	CISC	3	3	3	3	3	15
			6	SME Foundation	60	60	120	180	240	660
			7	BMET	10	11	12	12	13	58
			8	DAE	10	12	15	18	20	75
			9	Informal ISC	0	0	0	0	50	50
	Total	162	206	272	377	532	1549			
3.2.1.8		No of trainees completed training from marginalized group	1	BRAC SDP	74693	97675	103421	111969	120658	508416
			2	DLS	150000	150000	150000	150000	150000	750000
			3	DWA	2971	3000	3000	3000	3000	14971
			4	CISC	2000	2000	2000	2000	2000	10000
			5	PKSF	0	20000	20000	20000	20000	80000
			6	BMET	900	950	1000	1050	1100	5000
			7	DAE	300	360	450	540	600	2250
			8	DYD	15540	15540	15540	15540	15540	77700

Annex No.	Activities	Performance Indicator	Agency Sl. No.	Agency Name	Year-wise Targets					
					2022-23	2023-24	2024-25	2025-26	2026-27	Total
				Total	246404	289525	295411	304099	312898	1448337
3.2.1.8.1	Assess and certify	Percentage of trainees assessed and certified who have completed training		NSDA	80%	80%	80%	80%	80%	80%
3.2.1.9	Review of effectiveness of the skills training provided	No. of Nationwide Reports on the effectiveness of training prepared		NSDA	-		1	-	1	2
3.2.2	Workers in the informal economy									
3.2.2.1	Identify training requirements for workers in informal economy	Number of new occupations identified for training of workers in informal economy	1	NSDA	5	5	5	5	5	25
			2	Informal ISC	0	8	0	0	0	8
				Total	5	13	5	5	5	5
3.2.2.2	Develop need-based training standards, CAD and curriculum	Number of new standards, CAD approved for informal economy		NSDA	5	5	5	5	5	25
3.2.2.3		Number of new curriculums approved for informal economy		NSDA	5	5	5	5	5	25
3.2.2.4	Develop Competency Based Learning Materials (CBLM)	Number of new CBLM developed for informal economy		NSDA	2	2	2	2	2	10
3.2.2.5	Provide trainings under flexible modalities	Number of training courses introduced for informal economy	1	DYD	83	83	83	83	83	415
			2	DLS	2	2	2	2	2	10
			3	DoF	2	2	3	3	4	14
			4	SME Foundation	2	3	3	4	5	17

Annex No.	Activities	Performance Indicator	Agency Sl. No.	Agency Name	Year-wise Targets					
					2022-23	2023-24	2024-25	2025-26	2026-27	Total
			5	BRAC SDP	25	26	28	30	32	141
				Total	114	116	119	122	126	597
3.2.2.5.1		Number of trainees completed training for informal economy	1	DYD	250000	270000	300000	320000	350000	1490000
			2	DLS	15629	0	0	0	0	15629
			3	DoF	50	75	100	125	150	500
			4	PKSF	0	20000	20000	20000	20000	80000
			5	BRAC SDP	106704	139536	147744	159956	172368	726308
				Total	372383	429611	467844	500081	542518	2312437
3.2.2.6	Expand Informal Apprenticeship	Number of informal sector enterprises offering apprenticeship/percent age of enterprises offering apprenticeship	1	PKSF	0	5000	5000	0	0	10000
			2	BRAC SDP	30	40	60	80	100	310
				Total	30	5040	5060	80	100	10310
3.3	Provision of Apprenticeship for employment									
3.3.1	Develop Apprenticeship guidelines	Guidelines for apprenticeship approved		NSDA	-	1	-	-	-	1
3.3.2	Provide Apprenticeship Training	Number of trainees completed apprenticeship training	1	Agro Food ISC	4,000	4,900	5,600	6,400	7,100	28000
			2	LEISC	1,560	1,600	1,620	1,650	1,700	8130
			3	Leather and Leather Goods ISC	100	100	50	50	50	350
			4	CISC	6,560	7,840	9,040	10,350	11,670	45460
			5	BMET	4,930	5,100	5,180	5,310	5,420	25940
			6	DTE	0	14000	16000	24000	30000	84000

Annex No.	Activities	Performance Indicator	Agency Sl. No.	Agency Name	Year-wise Targets					
					2022-23	2023-24	2024-25	2025-26	2026-27	Total
			7	BRAC SDP	106,704	139,536	147,744	159,956	172,368	726308
				Total	123854	173076	185234	207716	228308	918188
3.3.3	Assess &certify	Percentage of trainees assessed and certified		NSDA	80%	80%	80%	80%	80%	80%
3.3.4	Comply with the guidelines on apprenticeship / wage employment	Compliance with the guidelines of apprenticeship		NSDA	-	-	100%	Maintain 100%	Maintain 100%	Maintain 100%
3.4.	Entrepreneurship									
3.4.1	Develop entrepreneurship guidelines	Guidelines for entrepreneurship approved		NSDA	-	1	-	-	-	1
3.4.2	Collabourate with relevant agencies for entrepreneurship programme	Number of collabouration events for entrepreneurship training organized	1	Agro Food ISC	15	17	20	20	20	92
			2	LEISC		5		5	5	15
			3	Dhaka Ahsania Mission	1	1	1	1	2	6
			4	DoF	2	2	3	4	4	15
			5	CISC	3	3	3	3	3	15
			6	DYD	20	25	30	35	50	160
			7	BMET	2	3	3	4	4	16
			8	SME Foundation	50	75	75	100	100	400
			9	BRAC SDP	5	7	7	8	10	37
			Total	98	138	142	180	198	756	
3.4.2.1		Number of relevant agencies selected to collabourate for entrepreneurship training	1	LEISC	0	5	0	5	5	15
			2	DOF	2	3	4	5	6	20
			3	CISC	5	5	5	5	5	25
			4	BMET	4	4	5	6	6	25
			5	BRAC SDP	1	1	1	1	1	5

Annex No.	Activities	Performance Indicator	Agency Sl. No.	Agency Name	Year-wise Targets					
					2022-23	2023-24	2024-25	2025-26	2026-27	Total
				Total	12	18	15	22	23	90
3.4.3	Select relevant occupation for entrepreneurship training	Number of new occupations identified for training of people in entrepreneurship	1	LEISC	0	4	4	4	0	12
			2	Leather and Leather Goods ISC	2	0	2	2	0	6
			3	Dhaka Ahsania Mission	5	10	10	10	10	45
			4	DoF	2	2	3	3	4	14
			5	CISC	15	15	15	15	15	75
			6	DYD	4	4	4	4	4	20
			7	BMET	8	9	10	12	12	51
			8	SME Foundation	20	20	25	30	30	125
			9	BRAC SDP	17	21	29	34	40	141
			Total	73	85	102	114	115	489	
3.4.4	Develop need-based standards, CAD and curriculum	Number of new standards and CAD approved for entrepreneurship training		NSDA	10	15	20	25	30	100
3.4.4.1		Number of new curriculums approved for entrepreneurship training		NSDA	10	15	20	25	30	100
3.4.5	Develop Competency Based Learning Materials (CBLM)	Number of new CBLM developed for entrepreneurship training		NSDA	5	8	10	12	15	50
3.4.6	Provide entrepreneurship training	Number of trainees completed	1	LEISC	0	65	117	117	0	299
			2	DoF	110	110	120	130	140	610
			3	CISC	3220	4060	5050	6060	7170	25560

Annex No.	Activities	Performance Indicator	Agency Sl. No.	Agency Name	Year-wise Targets					
					2022-23	2023-24	2024-25	2025-26	2026-27	Total
		entrepreneurship training	4	BMET	950	1060	1170	1290	1430	5900
			5	SME Foundation	150	180	220	250	300	1100
				Total	4430	5475	6677	7847	9040	33469
3.4.7	Assess and certify following CBT approach	Percentage of trainees assessed and certified		NSDA	10%	15%	20%	25%	30%	30%
3.4.8	Review of effectiveness of the skills training provided	Nationwide Report on the effectiveness of training		NSDA	-		1	-	1	2
3.5	Reskilling, Upskilling and Life-Long Learning									
3.5.1	Identify skills gap against the backdrop of post COVID19 and technological transformation	Number of studies conducted		NSDA	1	-	-	-	-	1
3.5.2	Develop guidelines for reskilling, upskilling and life-long learning	Guideline for reskilling, upskilling and lifelong learning approved		NSDA	-	1	-	-	-	1
3.5.3	Select need based occupations for reskilling, upskilling and lifelong learning	Number of occupations identified for reskilling, upskilling and lifelong learning	1	Agro Food ISC	2	4	5	5	5	21
			3	DLS	1	1	1	1	1	5
			6	LEISC	5	5	5	5	5	25
			7	Dhaka Ahsania Mission	15	15	15	15	15	75
			8	CISC	15	15	15	15	15	75
			11	DTE		3050	3370	3684	3914	14018
			12	DYD	1	2	3	4	5	15
13	BMET	11	12	13	14	14	64			

Annex No.	Activities	Performance Indicator	Agency Sl. No.	Agency Name	Year-wise Targets					
					2022-23	2023-24	2024-25	2025-26	2026-27	Total
			14	DYD	4	4	5	5	6	24
			15	BRAC SDP	12	15	18	22	26	93
				Total	66	3123	3450	3770	4006	14415
3.5.4	Develop need-based standards, CAD and curriculum	Number of new standards and CAD approved for reskilling, upskilling and lifelong learning		NSDA	2	3	4	5	6	20
3.5.4.1		Number of new curriculums approved for reskilling, upskilling and lifelong learning		NSDA	2	3	4	5	6	20
3.5.5	Develop Competency Based Learning Materials (CBLM)	Number of new CBLM developed for reskilling, upskilling and lifelong learning		NSDA	2	3	4	5	6	20
3.5.6	Provide reskilling, upskilling and lifelong learning	Number of training courses introduced for reskilling, upskilling and lifelong learning	1	BRAC SDP	34	34	34	34	40	176
			2	Agro Food ISC	2	4	5	5	5	21
			3	DLS	1	1	1	1	1	5
			4	LEISC	5	5	5	5	5	25
			5	Dhaka Ahsania Mission	3	3	2	5	0	13
			6	CISC	15	15	15	15	15	75
			7	DYD	1	2	2	3	4	12
			8	BMET	25	26	26	27	27	131
				Total	86	90	90	95	97	458
3.5.6.1		Number of trainees completed training	1	DLS	1000	1000	0	0	0	2000
			2	LEISC	2680	2800	2860	3150	3300	14790

Annex No.	Activities	Performance Indicator	Agency Sl. No.	Agency Name	Year-wise Targets					
					2022-23	2023-24	2024-25	2025-26	2026-27	Total
		through reskilling, upskilling and lifelong learning	3	CISC	43080	49110	55650	63180	70130	281150
			4	DYD	50000	55000	68500	70000	87500	331000
			5	BMET	2660	2700	2850	2860	2940	14010
			6	BRAC SDP	5591	7299	7731	8396	9027	38044
				Total	105011	117909	137591	147586	172897	680994
3.5.7	Assess and certify of trainees from reskilling, upskilling and lifelong learning	Number of trainees assessed and certified reskilling, upskilling and lifelong learning		NSDA	80%	80%	80%	80%	80%	80%
3.5.8	Review of effectiveness of the upskilling, reskilling and lifelong learning programmes	Report the effectiveness of training		NSDA	0	0	1	0	1	2
3.6	Recognition of Prior Learning (RPL)									
3.6.1	Develop guidelines	Guidelines for RPL developed and approved		NSDA	1	0	0	0	0	1
3.6.2	Assess and certify through RPL	Number of trainees assessed and certified through RPL	1	NSDA	290	400	500	600	1000	2790
			2	Agro Food ISC	2	4	5	5	5	21
			3	LEISC	5230	8465	8430	7405	6280	35810
			4	BTEB	4000	4500	5000	5500	6000	25000
			5	Leather and Leather Goods ISC	590	720	940	1470	1780	5500
			6	Dhaka Ahsania Mission	320	420	420	560	800	2520
			7	CISC	3660	4660	5630	7010	10180	31140
			8	PKSF	0	1000	1000	1000	1000	4000

Annex No.	Activities	Performance Indicator	Agency Sl. No.	Agency Name	Year-wise Targets					
					2022-23	2023-24	2024-25	2025-26	2026-27	Total
			9	DTE	0	20000	32100	36000	41100	129200
			10	BMET	2040	2080	2115	2155	2195	10585
				Total	16132	42249	56140	61705	70340	246566
3.6.3	Review of effectiveness of the RPL programmes	Study Report on the effectiveness of training prepared		NSDA	0	0	1	0	1	2
3.7	Skills Development for Overseas Employment									
3.7.1	Conduct study to forecast international job market	Number of studies conducted to forecast overseas employment opportunities	1	Dhaka Ahsania Mission	1	1	1	1	1	5
			2	CISC	0	1	0	0	1	2
				Total	1	2	1	1	2	7
3.7.1.1		Number of occupations identified for Overseas employment training	1	Leather and Leather Goods ISC	1	3	3	3	0	10
			2	CISC	0	15	0	0	15	30
			3	BMET	15	17	18	18	20	88
				Total	16	35	21	21	35	128
3.7.2	Develop need-based standards, CAD and curriculum for destination countries	Number of new standards and CAD approved for Overseas employment training		NSDA	2	3	4	5	6	20
3.7.2.1		Number of new curriculums approved for Overseas employment training		NSDA	2	3	4	5	6	20
3.7.3	Develop Competency Based Learning	Number of new CBLM developed for Overseas employment training		NSDA	2	3	4	5	6	20

Annex No.	Activities	Performance Indicator	Agency Sl. No.	Agency Name	Year-wise Targets					
					2022-23	2023-24	2024-25	2025-26	2026-27	Total
	Materials (CBLM)									
3.7.4	Provide training	Number of training courses introduced for Overseas employment training	1	Dhaka Ahsania Mission	1	1	1	1	1	5
			2	CISC	0	8	10	10	10	38
			3	MAWTS	26	26	26	26	26	130
			4	BMET	40	42	45	48	50	225
				Total	67	77	82	85	87	398
3.7.4.1		Number of trainees completed training for Overseas employment training	1	CISC	0	3000	5000	5000	5000	18000
			2	MAWTS	900	1000	1100	1200	1300	5500
			3	BMET	41000	41000	43000	45000	48000	218000
				Total	41900	45000	49100	51200	54300	241500
3.7.5	Assess & certify for overseas employment training	Number of trainees assessed and certified for overseas employment training	1	NSDA	300	500	800	1000	1500	4100
			2	Dhaka Ahsania Mission	20	20	20	20	20	100
			3	CISC	0	3000	5000	5000	5000	18000
			4	MAWTS	4000	4000	4000	4000	4000	20000
			5	BMET	200	210	220	240	240	1110
				Total	4520	7730	10040	10260	10760	43310
3.7.6	Establish assessment center in potential destination countries	Number of assessment establishment in overseas destination	1	Dhaka Ahsania Mission	0	0	1	1	1	3
			2	CISC	0	3	3	3	3	12
			4	BMET	1	1	1	2	2	7
				Total	1	4	5	6	6	22
3.7.7	Assess & Certify in RPL mode for overseas employed workers	Number of trainees assessed and certified through overseas assessment center	1	CISC	0	700	800	900	1000	3400
			2	BMET	1	1	1	1	1	5
				Total	1	701	801	901	1001	3405
3.8	Mutual Recognition Agreement with Global Partners									

Annex No.	Activities	Performance Indicator	Agency Sl. No.	Agency Name	Year-wise Targets					
					2022-23	2023-24	2024-25	2025-26	2026-27	Total
3.8.1	Establish mutual recognition arrangements for overseas employment opportunities of the skill graduates	Number of MOUs for mutual recognition signed	1	BMET	2	2	3	3	4	14
			2	BRAC SDP	2	4	5	7	9	27
				Total	4	6	8	10	13	41
3.8.2	Collabourate for mutual certification	Number of occupations with recognized mutual certification		NSDA	3	8	11	11	13	46
4	Industry Engagement in Skills Training									
4.1	Incorporate and operationalize ISCs across industry sectors									
4.1.1.	Identify the sectors and relevant sub-sectors	Number of sectors identified		NSDA	2	3	4	4	0	13
4.1.2	Form new Industry Skills Council (ISC)	Number of new ISCs formed		NSDA	2	2	4	3	2	13
4.2	Strengthening of Industry Skills Council (ISC)									
4.2.1	Strengthen the capacity of the ISCs	Number of ISCs strengthened		NSDA	3	4	5	3	0	15
4.2.2	Explore the partnership potentials for strengthening Industry linkage	Number of partnerships identified to strengthen ISC		NSDA	0	2	3	4	5	14

Annex No.	Activities	Performance Indicator	Agency Sl. No.	Agency Name	Year-wise Targets					
					2022-23	2023-24	2024-25	2025-26	2026-27	Total
4.2.3	Establish Center of Excellence (COE)	Number of priority sectors identified for COEs		NSDA	0	1	2	2	2	7
4.2.3.1		Number of partners identified for COEs		NSDA	0	1	2	2	2	7
4.2.3.2		Number of DPPs developed and approved		NSDA	0	1	2	2	2	7
4.2.3.3		Number of COEs operationalized		NSDA	0	0	1	2	2	5
4.2.4	Make provisions for job placement of the skilled graduates			NSDA	70%	70%	70%	70%	70%	70%
4.3	Role of Industry Sector in Skills Development									
4.3.1	Support industry relevant training and/or professional development programs for instructors, trainers and assessors;	Number of industry-based training conducted for trainers/instructors	1	Agro Food ISC	40	60	80	100	120	400
			2	LEISC	500	150	150	150	150	1100
			3	Dhaka Ahsania Mission	2	2	2	2	2	10
			4	CISC	10	10	10	10	10	50
			5	BMET	3	4	4	5	5	21
				Total	555	226	246	267	287	1581
4.3.1.1		Number of instructors trained	1	Agro Food ISC	20	40	60	80	100	300
			2	LEISC	500	150	150	150	150	1100
			3	CISC	200	300	400	400	500	1800
			4	BMET	3	4	5	7	10	29
			5	DTE	0	3500	5000	7000	7500	23000
				Total	703	3954	5555	7557	8160	25929

Annex No.	Activities	Performance Indicator	Agency Sl. No.	Agency Name	Year-wise Targets					
					2022-23	2023-24	2024-25	2025-26	2026-27	Total
4.3.1.2		Number of assessors trained	1	Agro Food ISC	20	20	20	20	20	100
			2	LEISC	100	200	200	200	200	900
			3	CISC	300	400	500	600	700	2500
			4	BMET	2	3	3	4	5	17
			5	DTE	0	3000	6000	9000	10000	28000
				Total	422	3623	6723	9824	10925	31517
4.3.2	Contribute to the development of competency standards, CAD and curriculum	Number of standards, CAD and curriculum developed in consultation with industry		NSDA	For all standards, CAD and curriculum to be developed					For all
4.3.3	Facilitate workforce development activities in industry	Number of MoUs signed with industry for workforce development	1	Agro Food ISC	2	2	3	5	5	17
			2	LEISC	500	150	150	150	150	1100
			3	Dhaka Ahsania Mission	2	2	2	2	2	10
			4	CISC	5	5	5	5	5	25
				Total	509	159	160	162	162	1152
4.3.4	Prepare sector-wise skills development plan	Annual Skills development plans developed for all sectors		NSDA	All ISCs					All ISCs
4.3.5	Support expansion of apprenticeships	Number of enterprises offering apprenticeship/percent age of enterprises offering apprenticeship	1	LEISC	500	150	150	150	150	1100
			2	Agro Food ISC	3	3	3	3	3	15
			3	Dhaka Ahsania Mission	2	2	2	2	2	10
			4	CISC	20	20	20	20	20	100
				Total	525	175	175	175	175	1225
4.4	Strengthening linkage between STPs and Industries through ISCs and Industry Associations									
4.4.1	Develop and strengthen	Number of MoUs signed by registered	1	Agro Food ISC	10	15	20	25	25	95
			2	MAWTS	15	15	15	15	15	75

Annex No.	Activities	Performance Indicator	Agency Sl. No.	Agency Name	Year-wise Targets					
					2022-23	2023-24	2024-25	2025-26	2026-27	Total
	linkage between industry and STPs	STPs with industry partners	3	LEISC	10	10	10	10	10	50
4			Dhaka Ahsania Mission	3	3	3	3	3	15	
5			CISC	20	20	20	20	20	100	
6			BRAC SDP	30	50	60	80	100	320	
7			BMET	3	3	4	5	5	20	
8			Informal ISC	0	1	0	0	0	1	
			Total			91	117	132	158	178
5	Improving Governance of an Effective, Flexible and Results-focused Skills System									
5.1	Effective and Flexible Institutional Management									
5.1.1	Develop a plan for flexible training delivery	Flexible training plan developed		NSDA	-	1	-	-	-	1
5.1.2	Undertake capacity building for STPs (to focus on developing their trainers, infrastructure and lab / workshop improvements, adopting a flexible approach, etc.)	Number of capacity building workshops undertaken		NSDA	-	2	4	6	4	16
5.2	Enhancing Implementation Capacities of the Key Agencies									
5.2.1	Create awareness about NSQF and CBT system amongst key agencies	Number of workshops conducted to spread awareness about NSQF/NTVQF and CBT		NSDA	-	2	3	4	5	14

Annex No.	Activities	Performance Indicator	Agency Sl. No.	Agency Name	Year-wise Targets					
					2022-23	2023-24	2024-25	2025-26	2026-27	Total
5.2.2	Coordinate with government ministries, private providers, and NGOs involved in skills development	Number of coordination meetings organized for better coordination with key stakeholders		NSDA	6	10	10	10	10	46
5.2.3	Capacity Building Training for selected personnel of key agencies	Number of capacity building workshop conducted/organized		NSDA	-	4	6	8	10	28
5.2.4	Support establishment of Divisional Level Consultative Committees for Skills Development	Number of divisional level committees established		NSDA	8	8	8	8	8	40
5.3	Developing an Effective Monitoring and Evaluation System									
5.3.1	Coordinate the National Skills Development System	Number of workshops/meetings/seminars organized		NSDA	6	8	10	10	10	44
5.3.2	Develop a monitoring framework	Monitoring frameworks developed for monitoring of stakeholders/skill development programs/skill development activities		NSDA	-	1	-	-	-	1

Annex No.	Activities	Performance Indicator	Agency Sl. No.	Agency Name	Year-wise Targets					
					2022-23	2023-24	2024-25	2025-26	2026-27	Total
5.3.3	Monitor projects and programs related to skills Development	Percentage of programs to be monitored		NSDA	0	1	1	1	1	4
5.3.4	Monitor training programs	Percentage of training programs to be monitored		NSDA	0	0	10	15	20	45
5.3.5	Monitor the performance of ISCs	Number of monitoring visits conducted for ISCs		NSDA	6	13	15	15	15	64
5.3.6	Monitor the performance of STPs	Percentage of monitoring visits conducted for STPs		NSDA	0	0	10	15	20	45
5.3.7	Develop KPI for STPs	KPIs for STPs defined		NSDA	1	0	0	0	0	1
5.3.8	Monitor the performance of Assessors and Assessment	Percentage of assessment programmes monitored		NSDA	0	0	10	15	20	45
5.3.8.1		Assessments monitored		NSDA	1	1	1	1	1	5
5.3.9	Monitor the implementation progress of National Action Plan	Percentage of targets of National Action Plan achieved		NSDA	1	1	1	1	1	5
5.3.10	Analyze monitoring data, evaluate and take corrective measures	Reports on monitoring data generated		NSDA	Need Based					Need Based

Annex No.	Activities	Performance Indicator	Agency Sl. No.	Agency Name	Year-wise Targets					
					2022-23	2023-24	2024-25	2025-26	2026-27	Total
5.4	National Skills Portal									
5.4.1	Develop, Install and Commission - National Skills Portal	Activities/modules of National Skills Portal implemented		NSDA	0%	30%	40%	30%	0%	100%
5.4.2	Conduct orientation sessions on the effective use of National Skills Portal for NSDA officials, STPs, Industries, ISCs and other stakeholders	Number of trainings imparted for capacity building on skills portal		NSDA	0	5	5	10	0	20
5.5	Skills and Labour Market Data for Planning and Monitoring									
5.5.1	Develop data collection guideline	Data collection guideline developed		NSDA	0	1	0	0	0	1
5.5.2	Conduct orientation session with stakeholders	Number of orientation workshops organized for stakeholders		NSDA	-	1	-	-	-	1
5.5.3	Collect data following the guideline and feed into skills portal	Data collection conducted on a regular basis		NSDA	-	100%	100%	100%	100%	100%

Annex No.	Activities	Performance Indicator	Agency Sl. No.	Agency Name	Year-wise Targets					
					2022-23	2023-24	2024-25	2025-26	2026-27	Total
5.5.4	Analyze and interpret data and use for policy level decisions	Report on data collection prepared		NSDA	-	1	1	1	1	4
6	Promoting Skills Training									
6.1	Increased participation and awareness about skills training									
6.1.1	Organize nationwide campaign	Number of campaigns conducted		NSDA	2	2	2	2	2	10
6.1.2	Organize job fairs	Number of job fairs organized	1	Agro Food ISC	2	4	6	7	8	27
			2	LEISC	0	1	0	1	0	2
			3	Dhaka Ahsania Mission	1	1	1	1	1	5
			4	CISC	0	1	1	1	1	4
			5	BMET	10	11	12	13	15	61
			6	BSL	0	1	2	2	2	7
			7	DTE	0	10	20	30	35	95
			8	BRAC SDP	12	15	21	25	29	102
			9	SOS Vocational Training Centre Dhaka	0	1	0	0	1	2
		Total			25	45	63	80	92	305
6.1.3	Organize workshops and seminars	Number of workshops and seminars organized	1	NSDA	8	8	8	8	8	40
			2	DTE	0	20	45	50	52	167
			3	Agro Food ISC	2	4	6	7	8	27
			4	LEISC	2	2	2	2	2	10
			5	Dhaka Ahsania Mission	5	5	5	5	5	25
			6	CISC	4	4	4	4	4	20

Annex No.	Activities	Performance Indicator	Agency Sl. No.	Agency Name	Year-wise Targets					
					2022-23	2023-24	2024-25	2025-26	2026-27	Total
			7	BMET	20	21	25	26	30	122
			8	BRAC SDP	50	60	65	75	90	340
			9	Cotton Development Board	8	8	8	9	10	43
			10	Informal ISC	0	0	500			500
				Total	99	132	668	186	209	1294
6.1.4	Observe World Youth Skills Day	World Youth Skills Day observed nationally each year		NSDA	1	1	1	1	1	5
6.1.5	Organize National skills competitions	Number of national skills competitions organized		NSDA	0	1	0	1	0	2
6.1.6	Participate in WorldSkills Asia Competition	Participation in World Skills Asia Competition		NSDA	0	0	0	1	0	1
6.1.7	Participate in WorldSkills Competition	Participation in World Skills Competition		NSDA	0	1	0	1	0	2
6.1.8	Setup coordination committee at district and divisional level for skill awareness initiatives	Number of division coordination committee established		NSDA	4	4	0	0	0	8
6.1.8.1		Number of district coordination committee established		NSDA	-	-	10	24	30	64
6.1.9		Number of exposure visits organises	1	Agro Food ISC	3	3	3	3	3	15
			2	LEISC	2	2	2	2	2	10

Annex No.	Activities	Performance Indicator	Agency Sl. No.	Agency Name	Year-wise Targets					
					2022-23	2023-24	2024-25	2025-26	2026-27	Total
	Conduct exposure visits in-country and overseas		3	Dhaka Ahsania Mission	2	2	2	2	2	10
			4	CISC	10	10	10	10	10	50
			5	BMET	12	13	13	15	15	68
			6	BSL	2	2	3	3	3	13
			7	DTE	0	10	15	20	25	70
			8	Cotton Development Board	5	5	5	5	5	25
			9	SOS Vocational Training Centre Dhaka	0	1	0	0	1	2
			10	Informal ISC	0	0	0	5	0	5
			Total	36	48	53	65	66	268	
7	Research, Survey and Study on Skills Develop									
7.1	Survey on skills gap analysis, emerging technologies and anticipating future skills needs (both domestic and overseas)									
7.1.1	Conduct Skill Gap Analysis - Supply Analysis - Demand Analysis - Gap Analysis (quantity & quality)	Number of Skills Gaps conducted	1	Agro Food ISC	1	1	1	1	1	5
			2	LEISC	1	0	1	0	0	2
			3	Dhaka Ahsania Mission	1	1	1	1	1	5
			4	CISC	0	1	0	1	0	2
			5	BRAC SDP	2	2	1	1	1	7
			6	BMET	2	2	2	3	3	12
			7	DTE	0	2	2	3	3	10
			8	Informal ISC	0	1	0	0	0	1
			Total	7	10	8	10	9	44	
7.1.2	Conduct tracer study for skilled graduates	Number of tracer studies conducted	1	Agro Food ISC	1	1	1	1	1	5
			2	LEISC			1	1		2
			3	Dhaka Ahsania Mission	1	1	1	1	1	5
			4	CISC	0	1	1	1	1	4

Annex No.	Activities	Performance Indicator	Agency Sl. No.	Agency Name	Year-wise Targets					
					2022-23	2023-24	2024-25	2025-26	2026-27	Total
			5	DTE	0	5	10	15	20	50
			6	BRAC SDP	1	1	1	1	1	5
			7	SOS Vocational Training Centre Dhaka	0	1	0	0	1	2
				Total	3	10	15	20	25	73
7.1.3	Conduct study for Job classification	Number of job classification sectoral studies conducted	1	Agro Food ISC		1		1	1	3
			2	LEISC	1	1		1		3
			3	Dhaka Ahsania Mission	1	1	1	1	1	5
			4	CISC	0	0	1	0	1	2
			5	BRAC SDP	1	1	1	1	1	5
				Total	3	4	3	4	4	18
7.1.4	Review the effectiveness of NSQF	Number of studies for effectiveness of NSQF conducted		NSDA	-	-	-	-	1	1
7.1.5	Review the effectiveness of training provided by STPs	Number of Studies conducted to identify Employment Rate of Trainees	1	Agro Food ISC		1	1		1	3
			2	LEISC	0	1	0	0	1	2
			3	CISC	1	1	1	1	1	4
				Total	5	8	6	6	9	33
7.1.5.1		Number of sector wise employer satisfaction survey conducted	1	Agro Food ISC			1		1	2
			2	CISC	0	1	1	1	1	4
			3	BRAC SDP	2	3	5	5	5	20
				Total	2	4	7	6	7	26
7.1.6	Review the NSDP 2021 against the development policy agenda	Study conducted to review the NSDP 2021		NSDA	-	-	-	-	1	1
8.1	NHRDF Provision									

Annex No.	Activities	Performance Indicator	Agency Sl. No.	Agency Name	Year-wise Targets					
					2022-23	2023-24	2024-25	2025-26	2026-27	Total
8.1.1	Receive and Process Applications	Percentage of application received and processed		NSDA & Ministry of Finance	-	100%	100%	100%	100%	100%
8.1.2	Recommendation for Fund disbursement	Percentage of proposal recommended		NSDA & Ministry of Finance	In line with guideline and budget provision (will be decided on a year-on-year basis)					
8.1.3	Monitor NHRDF utilization	Mechanism to monitor performance of NHRDF developed		NSDA & Ministry of Finance	-	100%	-	-	-	100%



National Skills Development Authority (NSDA)
Prime Minister's Office