

NATIONAL HOUSING AUTHORITY
Grihayon Bhaban,
82, Shegun Bagicha, Dhaka – 1000.

INDEPENDENT AUDITOR'S REPORT
AND
AUDITED FINANCIAL STATEMENTS
As at and for the year ended 30 June 2018

MAHFEL HUQ & CO.
CHARTERED ACCOUNTANTS
BGIC Tower (4th Floor),
34 Topkhana Road, Dhaka-1000
Phone: +88-02-223351948, 223383143
E-mail: asarkar@mahfelhuq.com
Web: www.mahfelhuq.com

Table of Contents

Sl. No.	Contents	Page No.
1.	Independent Auditor's Report	1-2
2.	Statement of Financial Position	3
3.	Statement of Profit or Loss and Other Comprehensive Income	4
4.	Consolidated Receipts and Payments Account	5-8
5.	Division wise Receipts and Payments Account	9-15
6.	Notes to the Financial Statements	16-27
7.	Schedule of Property, Plant & Equipment (Annexure A)	28
8.	Division wise Statement of Profit or Loss and Other Comprehensive Income	29
9.	Schedule of Fixed Deposit Receipt (Annexure B)	30-33
10.	Schedule of Bank Balance (Annexure C)	34-39



Mahfel Huq & Co.

CHARTERED ACCOUNTANTS

The first registered accounting firm in independent Bangladesh



An independent member firm of AGN International

BGIC Tower (4th Floor)
34. Topkhana Road
Dhaka-1000, Bangladesh
Tel: +88-02-223351948, 223383143
Fax: +88-02-9571005
E-mail: info@mahfelhuq.com
Web: www.mahfelhuq.com

Independent Auditor's Report

To the Member admin and Finance of National Housing Authority

Report on the Audit of the Financial Statements

Disclaimer of Opinion

We were engaged to audit the financial statements of National Housing Authority (the Authority), which comprise the statement of financial position as at 30 June 2018, the statement of profit or loss and other comprehensive income and division wise receipts and payments account for the year then ended, and notes to the financial statements, including a summary of significant accounting policies.

We do not express an opinion on the accompanying financial statements of the Authority. Because of the significance of the matter described in the Basis for Disclaimer of Opinion section of our report, we have not been able to obtain sufficient appropriate audit evidence to provide a basis for an audit opinion on these financial statements.

Basis for Disclaimer of Opinion

During our audit, a lack of sufficient and appropriate audit evidence and proper accounting system for items, including but not limited to Property, Plant and Equipment, Project Under Construction, ADB Loan and Revenue, limited our ability to express an opinion on the Authority's financial statements.

Responsibilities of Management and Those Charged with Governance for the Financial Statements

Management is responsible for the preparation and fair presentation of the financial statements in accordance with IFRSs and other applicable laws and regulations and for such internal control as management determines is necessary to enable the preparation of financial statements that are free from material misstatement, whether due to fraud or error.

In preparing the financial statements, management is responsible for assessing the Authority's ability to continue as a going concern, disclosing, as applicable, matters related to going concern and using the going concern basis of accounting unless management either intends to liquidate the Authority or to cease operations, or has no realistic alternative but to do so.

Those charged with governance are responsible for overseeing the Authority's financial reporting process.

Auditor's Responsibilities for the Audit of the Financial Statements

Our responsibility is to conduct an audit of the Authority's financial statements in accordance with International Standards on Auditing and to issue an auditor's report. However, because of the matter described in the Basis for Disclaimer of Opinion section of our report, we were not able to obtain sufficient appropriate audit evidence to provide a basis for an audit opinion on these financial statements.



Mahfel Huq & Co.

CHARTERED ACCOUNTANTS

The first registered accounting firm in independent Bangladesh

BGIC Tower (4th Floor)
34. Topkhana Road
Dhaka-1000, Bangladesh
Tel: +88-02-223351948, 223383143
Fax: +88-02-9571005
E-mail: info@mahfelhuq.com
Web: www.mahfelhuq.com



An independent member firm of AGN International

We are independent of the Authority in accordance with the International Ethics Standards Board for Accountants' Code of Ethics for Professional Accountants (IESBA Code) together with the ethical requirements that are relevant to our audit of the financial statements in Bangladesh, and we have fulfilled our other ethical responsibilities in accordance with these ethical requirements.

Md. Abdus Satter Sarkar, FCA

Partner

Mahfel Huq & Co.

Chartered Accountants

ICAB Enrolment No. 1522

Firm Registration No. P-46323

DVC: 2507201522AS303849

Place: Dhaka

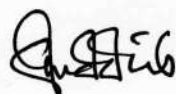
Date: 20 JUL 2025

mh
Estd. 1974

National Housing Authority
Statement of Financial Position
As at 30 June 2018

Particulars	Notes	Amount in BDT	
		30 June 2018	30 June 2017
Assets:			
Non-current Assets		36,368,959,560	35,076,413,598
Property, Plant & Equipment	4.00	23,395,394,860	23,456,991,728
Project Under Construction	5.00	5,078,194,999	2,545,896,826
Investment in FDR	6.00	7,895,369,700	9,073,525,044
Current Assets		2,474,781,347	1,551,516,663
Stock & Stores	7.00	17,304,017	18,190,667
Receivable from Tenant	8.00	23,702,625	29,628,282
Receivable against Lease rent	9.00	672,333	840,416
Advances, Deposits & Prepayments	10.00	51,120,880	63,901,100
Cash & Cash Equivalents	11.00	2,381,981,491	1,438,956,198
Total Assets		38,843,740,906	36,627,930,261
Fund & Liabilities:			
Fund Accounts		35,901,102,444	33,825,130,951
Govt. Capital Fund	12.00	24,235,010,416	24,235,010,416
Flat Construction Fund A/C	13.00	2,635,060,841	2,635,060,841
Govt. Fund for Project Development	14.00	3,122,042,557	3,122,042,557
Retained Earnings	15.00	5,908,988,630	3,833,017,137
Long-Term Borrowing		1,589,673,713	1,589,673,713
ADB Loan (DUIP Project)	16.00	1,444,287,713	1,444,287,713
IDA & UNDP Loan (KUAD Project)	17.00	46,805,000	46,805,000
GoB Loan (KUAD Project)	18.00	98,581,000	98,581,000
Current Liabilities		1,352,964,750	1,213,125,596
Contractor Outstanding Bill	19.00	435,669,612	544,587,015
Creditors for Other Expenses	20.00	12,614,498	15,768,122
Creditors for Other Finance	21.00	853,015,759	588,189,358
Other Liabilities	22.00	51,664,880	64,581,100
Total Fund & Liabilities		38,843,740,906	36,627,930,261

The annexed notes form an integral part of these financial statements.



Assistant Director
(Audit)



Deputy Director
(Finance & Accounts)



Member
(Admin & Finance)



Chairman

Signed as per our separate report on same date.

সৈয়দ মো: নূরুল বাসির
চেয়ারম্যান
জাতীয় প্ৰহায়ন কর্তৃপক্ষ
সেগুনবাগিচা, ঢাকা।



Md. Abdus Satter Sarkar, FCA
Partner
Mahfel Huq & Co.
Chartered Accountants

ICAB Enrolment No. 1522
Firm Registration No. P-46323

DVC: 2507201522AS30349

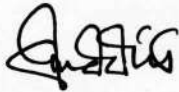
Place: Dhaka
Date: 20 JUL 2025



National Housing Authority
Statement of Profit or Loss and Other Comprehensive Income
For the year ended 30 June 2018

Particulars	Notes	Amount in BDT	
		30 June 2018	30 June 2017
Revenue	23.00	4,865,293,917	3,819,857,684
Cost of Sales	24.00	3,006,919,555	2,402,215,716
Less: Expenses		448,562,200	410,008,782
Administrative Expense	25.00	344,896,743	331,183,556
Repair & Maintenance Expense	26.00	42,068,590	13,361,379
Depreciation Expense	27.00	61,596,867	65,463,847
Gross Profit/Loss		1,409,812,161	1,007,633,185
Add: Non-Operating Income		731,518,116	881,989,114
Other Income	28.00	124,987,248	156,234,059
Interest on FDR	29.00	546,337,500	670,508,897
Interest on Bank	30.00	60,193,368	55,246,158
Less: Non-Operating Expense		3,371,028	2,115,833
Financial Expense	31.00	3,371,028	2,115,833
Net Profit/Loss before Tax		2,137,959,250	1,887,506,467
Less: Tax on Bank Interest		61,987,757	71,701,883
Income Tax	32.00	61,987,757	71,701,883
Net Profit/Loss after Tax		2,075,971,492	1,815,804,584

The annexed notes form an integral part of these financial statements.



Assistant Director
(Audit)



Deputy Director
(Finance & Accounts)



Member
(Admin & Finance)



Chairman
সৈয়দ মো: নূরুল বাসির
চেয়ারম্যান
জাতীয় গৃহায়ন কর্তৃপক্ষ
সেগুনবাগিচা, ঢাকা।

Signed as per our separate report on same date.



Md. Abdus Satter Sarkar, FCA
Partner
Mahfel Huq & Co.
Chartered Accountants

ICAB Enrolment No. 1522

Firm Registration No. P-46323

DVC: 2507201522 AS 303849

Place: Dhaka
Date: 20 JUL 2025



National Housing Authority
Consolidated Receipts & Payments Account
For the year ended 30 June 2018

Particulars	Amount in BDT	
	30 June 2018	30 June 2017
Opening Cash & Cash Equivalents	1,438,956,198	1,517,967,937
Cash in Hand	-	-
Cash at Bank	1,438,956,198	1,517,967,937
RECEIPTS:		
Income from Lease rent	3,758,649,444	3,002,769,645
Installment receive against plot sale	778,929,706	353,156,173
Installment receive against Flat sale	2,936,888,002	2,603,966,022
Lease of low cost house (Including shop)	42,831,735	45,647,450
Income from Others	1,106,644,473	817,088,039
Mutation fee	41,490,117	21,983,122
Ground Tax Revenue	8,286,002	3,467,392
BDLG Building	22,804,000	3,159,700
Receipt from Staff Quarter	58,985,398	4,646,065
Enrollment Fee	3,181,010	5,211,722
Transfer Fee	241,922,952	347,554,574
Mortgage Fee	6,856,323	9,667,992
Transformation fee	92,355,565	97,435,793
Late Installment Fee	517,602,770	239,478,598
Joint Construction Fee	16,140,103	25,522,281
Reconstruction Fee	4,558,330	6,681,475
Ammokter Fee	5,330,691	8,023,371
Time Extention Fee	9,587,624	6,453,296
Heba Fee	7,142,381	10,812,006
Non Construction Fee	1,855,428	2,895,401
Miscllaneous Income	55,263,190	3,342,979
Design fee	-	75,000
Shop & Market rent	3,344,665	44,844
Bank Interest	329,590	421,734
Contractor renewal fee	34,320	32,500
Tender Sales	-	274,584
Installment Plot	3,500,000	3,774,419
Installment House	1,309	1,967,190
Rent & Taxex	2,512,491	647,794
Pond lease	514,600	-
Sale of Lease Agreement	10,935	8,540
Sale of prospectus	3,033,000	288,000
Sale of Waste or Scrap	-	1,358,287
Accured installment	-	11,852,341
Sales of side plan	1,680	7,040
Other receipt	531,212,788	586,571,306
Security received from contractors	183,146,309	217,722,260
Security received agaist allotment of plot	-	-
Income tax deduct at source	182,880,680	178,361,317
VAT deduct at source	165,185,799	190,487,729



Particulars	Amount in BDT	
	30 June 2018	30 June 2017
<u>FDR Encashment</u>	3,561,827,723	1,581,241,024
<u>Interest received from Bank</u>	60,193,368	55,246,158
	-	-
<u>Total Receipt for the year</u>	9,018,527,796	6,042,916,172

PAYMENTS:


<u>Administrative expense</u>	325,136,134	305,713,609
<u>Salary and Allowance</u>	168,902,485	156,580,542
Officers Salary	49,391,585	46,469,171
Employees salary	44,372,753	41,284,450
Charge Allowance	39,894	75,680
Conveyance Allowance	630,720	577,587
Education allowance	1,987,675	1,879,958
House Rent Allowance	44,882,004	43,402,134
Medical Allowance	6,200,516	6,072,780
Mobile Phone Allowance	72,906	59,400
Tiffin Allowance	541,499	522,788
Washing Allowance	46,500	47,800
Festival Allowance	14,369,335	10,598,865
Overtime Allowance	1,909,704	1,901,984
Bangla Nababarsha Allowance	1,451,215	1,364,797
Other Allowance	536,679	651,618
Motor Vehicle Repair Allowance	1,180,750	789,314
Refreshment Allowance	48,000	42,900
Telephone Encashment Allowance	1,180,750	789,314
Higher Allowance	60,000	50,000
<u>Supply & Services</u>	156,233,649	149,133,067
Work Charge/Master roll salary	52,003,301	48,447,777
Ansar & security guard	7,950,700	5,925,193
Lam Grant	-	-
Rest & Recreation	319,630	1,270,880
Mohargo bonus	61,651	-
Travel allowance	2,065,596	2,237,168
Telephone & Fax	538,296	572,284
Water	3,618,374	3,372,330
Gas & fuel	4,696,404	4,937,848
Computer & Photocopy	721,353	312,560
Legal expense	3,989,659	3,077,193
Postage	32,500	22,000
Stationary expense	1,114,324	330,000
Office equipment repair	1,133,137	25,000
Other expense	1,460,062	593,199
Other office expense	-	124,966
Municipal Tax	4,693,583	4,439,030
Land Tax	4,674,108	6,746,516
Electricity	6,290,119	7,883,339



Particulars	Amount in BDT	
	30 June 2018	30 June 2017
Training Expense	200,670	776,685
Miscellaneous Expenses	-	-
Rates & Taxes	-	-
Other Payments	-	-
Entertainment	38,223	472,440
Vehicle repair expense	2,557,056	2,499,330
Petrol and Lubricant	1,903,042	2,608,826
Advertisement	365,776	136,321
Profit Payment to Government	55,000,000	50,000,000
Foreign Training	-	2,201,585
Appoinment Expense	38,000	54,600
World Habitat Day	171,970	65,997
Audit Fee	370,999	-
Dressing & Cleaning	184,616	-
Honorium	40,500	-
Repair & Maintenance	42,068,590	13,361,379
Repair and maintenance expense	42,068,590	13,361,379
Project Under Construction	5,539,217,728	4,858,548,788
100 Flat Project	170,000,000	70,000,000
Jaynagar Flat Project	472,505,000	700,639,000
Grihosuchona Residential Flat Project	430,000	-
Grihayon Dhanmondi Residential Flat Project	744,981,000	-
Flat Building Project	93,135,027	83,677,332
Sunamgonj Project	11,924,387	109,314,191
Bogura Project	-	71,949,092
Dinajpur Project	170,271,182	128,806,663
Project Sopnonagor 1	1,276,086,682	1,586,427,114
Project Sopnonagor 2	315,852,061	848,784
Project Kushtia 4th	-	40,004,678
Project Chapainawabganj plot	-	9,922,799
Project Choto bongram plot	-	1,685,956
Project Terokhadia plot	18,607,865	172,472
Mohammadpur F Block	580,284,455	554,109,420
Lalmatia 72/revised 88 flat	350,000	-
Lalmatia New Koloni 120 Flat	184,984,544	120,000,000
Sherpur Srivardi Residential plot	71,635,037	-
Lalmatia Community Senter Project	8,993,488	-
Lalmatia 132/revised 153 flat	372,602,000	357,254,116
Project Jhinaida	252,503,000	-
Project Nalchity	106,025,000	-
Project Jashore	-	168,369,000
Project Commercial NHA Jashore	20,000,000	7,000,000
Project Fultola	30,000,000	20,000,000
Project Norail	-	22,000,000
Project Shibchor dadavi suburb commercial	239,884,000	-
Bongobondhu satellite simikkha porikkha	1,600,000	-




Particulars	Amount in BDT	
	30 June 2018	30 June 2017
Halishohor Housing astate G Block 260 Residential flat project (3rd Stage)	187,700,000	105,899,523
Halishohor/Ferojshah Housing Astate G Block 342 Residential flat project	15,000,000	-
Halishohor Housing astate G Block 216 Residential flat project (2nd stage)	-	91,428,405
Cox's Bazar Koaltoli Govt Land 469 Residential flat project (4th stage)	144,800,000	280,300,000
Maijdee Housing astate Plot development project (2nd stage)	-	3,944,000
Maijdee Housing astate 64 Residential flat project	-	51,118,000
Mirsarai Kismot Jafrabad Mouza Plot Project	15,000,000	20,116,025
Mirsarai Sonapara Mouza Plot Project	25,147,000	28,899,654
Chittagong Raujhan Plot Project (Pink City-1)	-	62,715,000
Chittagong Raujhan Plot Project (Pink City-2)	-	115,185,436
Chittagong Raujhan Plot Project (Pink City-1) (2nd Stage)	8,916,000	46,762,128
Capital Expenditure	-	2,500,000
Land and Land Development	-	-
Building & Other Constructions	-	-
Vehicle & Machinery	-	-
Plant & Machinery	-	-
Furniture & Fixtures	-	-
Office Equipment	-	2,500,000
Other Payment	2,161,194,222	935,084,006
Refund Of Contractors Securities Deposits	15,330,768	26,388,422
Investment in FDR for the period by Head Office	1,894,807,835	547,521,027
Refund Of Securities to Allottees	-	-
Tax Deduct at Source	123,606,444	182,429,739
VAT Deduct at Source	127,449,175	178,744,818
Bank Charges & Excise Duty	1,374,528	837,833
Income Tax Deducted On Bank Interest :	6,511,301	5,882,297
Closing Cash & Cash Equivalents	2,381,981,491	1,438,956,198
Cash in Hand	-	-
Cash at Bank	2,381,981,491	1,438,956,198
Total Payment for the year	8,075,502,504	6,121,927,912


Assistant Director
(Audit)


Deputy Director
(Finance & Accounts)


Member
(Admin & Finance)


Chairman
সৈয়দ মো: নূরুল বাসির
চেয়ারম্যান
জাতীয় গৃহায়ন কর্তৃপক্ষ
সেশনবাগিচা, ঢাকা।

National Housing Authority
Division wise Receipts & Payments Account
For the year ended 30 June 2018

Particulars	Amount in BDT (30 June 2018)										Amount in BDT (30 June 2017)				
	Head Office	Dhaka Circle	Chittagong Circle	Rajshahi Circle	EM Division	Dhaka Division 1	Dhaka Division 2	Mirpur Gr. Division 2	Chittagong Division	Dinajpur Division	Khulna Division	Sylhet Division	Rajshahi Division	Total	Total
Opening Balance	(116,157,653)	-	-	-	66,320,171	240,160,685	302,053,878	131,939,080	449,182,183	111,765,490	50,519,983	89,994,931	113,177,450	1,438,956,198	1,517,967,937
Cash in hand	-	-	-	-	66,320,171	240,160,685	302,053,878	131,939,080	449,182,183	111,765,490	50,519,983	89,994,931	113,177,450	1,438,956,198	1,517,967,937
Cash at Bank	(116,157,653)	-	-	-	-	-	-	-	-	-	-	-	-	-	-
RECEIPTS:															
Income from Lease rent	3,758,649,444	-	-	-	-	-	-	-	-	-	-	-	-	3,758,649,444	3,002,189,645
Installment receive against plot sale	778,929,706	-	-	-	-	-	-	-	-	-	-	-	-	778,929,706	333,156,173
Installment receive against Flat sale	2,936,888,002	-	-	-	-	-	-	-	-	-	-	-	-	2,936,888,002	2,603,966,022
Lease of low cost house (including shop)	42,831,735	-	-	-	-	-	-	-	-	-	-	-	-	42,831,735	45,647,450
Income from Others	894,579,219	-	-	-	-	16,052,160	8,031,005	16,943,000	58,934,114	30,937,469	29,899,560	24,013,431	28,104,624	1,106,644,473	817,688,039
Munition fee	-	-	-	-	-	14,701,050	-	-	2,077,612	1,000,000	100,000	596,501	4,938,292	41,490,117	21,983,122
Ground Tax Revenue	-	-	-	-	-	-	4,037,243	2,516,000	2,077,612	476,072	49,065	761,622	-	8,286,002	3,467,392
BDLG Building	-	-	-	-	-	-	943,000	943,000	-	21,861,000	-	-	-	22,804,000	3,159,700
Receipt from Staff Quarter	53,794,050	-	-	-	-	-	302,000	-	3,897,086	48,216	500,036	444,010	-	58,985,298	4,646,065
Enrollment Fee	3,181,010	-	-	-	-	-	-	-	-	-	-	-	-	3,181,010	5,211,722
Mortgage Fee	193,101,929	-	-	-	-	-	-	-	-	1,661,392	11,661,392	20,895,458	12,602,781	241,922,952	347,354,574
Transformation fee	5,690,473	-	-	-	-	-	-	356,150	-	785,700	13,001,25	-	24,000	6,856,323	9,667,992
Late installment fee	41,423,815	-	-	-	-	-	-	49,631,625	-	-	900,000	-	-	92,335,565	97,435,793
Late installment Fee	508,602,770	-	-	-	-	-	-	-	-	-	-	-	-	517,602,770	239,478,598
Joint Construction Fee	15,551,603	-	-	-	-	-	-	23,000	-	565,500	-	-	-	16,140,103	25,922,281
Recommendation Fee	3,569,800	-	-	-	-	-	-	473,000	-	230,265	-	-	55,000	4,538,330	6,681,475
Annulment Fee	4,276,691	-	-	-	-	-	-	420,000	-	220,000	-	-	80,000	5,330,691	8,023,371
Time Extension Fee	1,413,782	-	-	-	-	-	-	122,000	-	252,000	-	-	4,000	9,587,624	6,453,296
Heba Fee	6,362,019	-	-	-	-	-	-	37,792	-	4,000,025	40,000	-	-	7,142,381	10,812,006
Non Construction Fee	1,767,228	-	-	-	-	-	-	130,000	-	602,562	-	-	-	1,855,428	2,895,401
Miscellaneous Income	53,794,050	-	-	-	-	1,351,110	-	-	-	57,290	57,290,000	3,450	-	55,263,190	3,342,979
Design fee	-	-	-	-	-	-	-	-	44,138	-	-	-	3,300,527	3,344,665	75,000
Shop & Market rent	-	-	-	-	-	-	-	-	-	-	-	329,590	14,320	421,734	44,844
Bank Interest	-	-	-	-	-	-	-	-	-	-	-	20,000	34,320	329,590	421,734
Contractor renewal fee	-	-	-	-	-	-	-	-	-	-	-	-	-	34,320	32,500
Tender Sales	-	-	-	-	-	-	-	-	-	-	-	-	-	34,320	274,584
Installment Plot	-	-	-	-	-	-	-	-	-	-	-	-	3,500,000	3,500,000	3,774,419
Installment House	-	-	-	-	-	-	-	-	-	-	-	-	-	1,309	1,967,190
Rent & Taxes	-	-	-	-	-	-	-	-	-	-	-	-	549,764	2,512,491	647,794
Pond lease	-	-	-	-	-	-	-	-	-	-	-	514,600	1,260	514,600	8,540
Sale of Lease Agreement	-	-	-	-	-	-	-	-	-	-	-	-	3,033,000	3,033,000	288,000
Sale of prospectus	-	-	-	-	-	-	-	-	-	-	-	-	-	-	1,358,287
Sale of Waste or Scrap	-	-	-	-	-	-	-	-	-	-	-	-	-	-	11,852,341
Accorded installment	-	-	-	-	-	-	-	-	-	-	-	-	-	-	7,040
Sales of side plan	-	-	-	-	-	-	-	-	-	-	-	-	1,680	1,680	-
Project Under Construction	1,218,849,524	1,592,280,741	-	-	-	16,052,160	8,031,005	1,387,916,000	396,563,000	170,271,182	653,412,000	105,059,414	27,700,000	5,552,051,261	4,866,392,598
100 Flat Project	-	-	-	-	-	-	-	170,000,000	-	-	-	-	-	170,000,000	70,000,000
Joysonar Flat Project	-	-	-	-	-	-	-	472,505,000	-	-	-	-	-	472,505,000	700,639,000
Grihachona Residential Flat Project	-	-	-	-	-	-	-	430,000	-	-	-	-	-	430,000	-
Grihayan Dhamond Residential Flat Project	-	-	-	-	-	-	-	744,981,000	-	-	-	-	-	744,981,000	-
Flat Building Project	-	-	-	-	-	-	-	-	-	-	-	93,135,027	-	93,135,027	83,677,332



Particulars	Amount in BDT (30 June 2018)										Amount in BDT (30 June 2017)				
	Hend Office	Dhaka Circle	Chittagong Circle	Rajshahi Circle	EM Division	Dhaka Division 1	Dhaka Division 2	Mirpur Gr. Division 2	Chittagong Division	Dinajpur Division	Khulna Division	Sylhet Division	Rajshahi Division	Total	Total
Suanaganj Project	-	-	-	-	-	-	-	-	-	-	11,924,387	-	-	11,924,387	109,314,191
Bogura Project	-	-	-	-	-	-	-	-	-	-	-	-	-	-	71,949,092
Dinajpur Project	-	-	-	-	-	-	-	-	-	-	-	-	-	-	128,806,663
Project Soponagar 1	-	-	-	-	-	-	-	-	-	-	-	-	-	-	1,276,088,000
Project Soponagar 2	-	-	-	-	-	-	-	-	-	-	-	-	-	-	1,586,443,613
Project Kushtia 4th	-	-	-	-	-	-	-	-	-	-	-	-	-	-	850,000
Project Chapainawabganj plot	-	-	-	-	-	-	-	-	-	-	-	-	-	-	41,695,000
Project Choto boangan plot	-	-	-	-	-	-	-	-	-	-	-	-	-	-	15,986,000
Project Tenokhadia plot	-	-	-	-	-	-	-	-	-	-	-	-	-	-	1,731,000
Mohammadpur F Block	-	-	-	-	-	-	-	-	-	-	-	-	-	-	200,000
Lalmatia 72/ revised 88 flat	-	-	-	-	-	-	-	-	-	-	-	-	-	-	554,109,420
Lalmatia New Koloni 120 Flat	-	-	-	-	-	-	-	-	-	-	-	-	-	-	120,000,000
Sherpur Sivadri Residential plot	-	-	-	-	-	-	-	-	-	-	-	-	-	-	-
Lalmatia Community Center Project	-	-	-	-	-	-	-	-	-	-	-	-	-	-	-
Lalmatia 132/ revised 153 flat	-	-	-	-	-	-	-	-	-	-	-	-	-	-	-
Project Ihnasida	-	-	-	-	-	-	-	-	-	-	-	-	-	-	-
Project Nalchity	-	-	-	-	-	-	-	-	-	-	-	-	-	-	-
Project Jashore	-	-	-	-	-	-	-	-	-	-	-	-	-	-	-
Project Commercial NHA Jashore	-	-	-	-	-	-	-	-	-	-	-	-	-	-	-
Project Fataha	-	-	-	-	-	-	-	-	-	-	-	-	-	-	-
Project Noail	-	-	-	-	-	-	-	-	-	-	-	-	-	-	-
Project Shikhor dasari suberb commercial	-	-	-	-	-	-	-	-	-	-	-	-	-	-	-
Bongobondhu satellite smiksha poriksha	-	-	-	-	-	-	-	-	-	-	-	-	-	-	-
Haliashor Housing asate G Block 260	-	-	-	-	-	-	-	-	-	-	-	-	-	-	-
Residential flat project (3rd Stage)	-	-	-	-	-	-	-	-	-	-	-	-	-	-	-
Haliashor/Ferojshah Housing Asate G Block	-	-	-	-	-	-	-	-	-	-	-	-	-	-	-
342 Residential flat project	-	-	-	-	-	-	-	-	-	-	-	-	-	-	-
Haliashor Housing asate G Block 216	-	-	-	-	-	-	-	-	-	-	-	-	-	-	-
Residential flat project (2nd stage)	-	-	-	-	-	-	-	-	-	-	-	-	-	-	-
Cox's Bazar Kooltoli Govt Land 469 Residential flat project (4th stage)	-	-	-	-	-	-	-	-	-	-	-	-	-	-	-
Majjidee Housing asate Plot development project (2nd stage)	-	-	-	-	-	-	-	-	-	-	-	-	-	-	-
Majjidee Housing asate 64 Residential flat project	-	-	-	-	-	-	-	-	-	-	-	-	-	-	-
Mirsana Kismot Jafarabad Mouza Plot Project	-	-	-	-	-	-	-	-	-	-	-	-	-	-	-
Mirsana Sonpara Mouza Plot Project	-	-	-	-	-	-	-	-	-	-	-	-	-	-	-
Chittagong Rajshahi Plot Project (Pink City-1)	-	-	-	-	-	-	-	-	-	-	-	-	-	-	-
Chittagong Rajshahi Plot Project (Pink City-2)	-	-	-	-	-	-	-	-	-	-	-	-	-	-	-
Chittagong Rajshahi Plot Project (Pink City-1) (2nd Stage)	-	-	-	-	-	-	-	-	-	-	-	-	-	-	-
Fund for Capital Expenditure	68,894,058	9,796,000	6,531,500	7,723,000	10,191,500	37,569,324	49,080,080	35,771,000	41,869,774	17,625,779	28,486,000	22,421,500	24,795,000	360,676,515	312,472,406
Land and Land Development	-	-	-	-	-	-	-	-	-	-	-	-	-	-	-
Building & Other Constructions	-	-	-	-	-	-	-	-	-	-	-	-	-	-	-
Vehicle & Machinery	-	-	-	-	-	-	-	-	-	-	-	-	-	-	-
Plant & Machinery	-	-	-	-	-	-	-	-	-	-	-	-	-	-	-
Furniture & Fixtures	-	-	-	-	-	-	-	-	-	-	-	-	-	-	-
Office Equipment	-	-	-	-	-	-	-	-	-	-	-	-	-	-	-
Fund received for expenses	30,333,441	5,520,000	3,200,000	3,395,000	2,480,000	9,500,000	8,500,000	8,300,000	7,250,000	7,500,000	8,500,000	5,725,000	8,000,000	108,203,441	107,995,310
Fund from Govt. against salaries and allowances	-	-	-	-	-	-	-	-	-	-	-	-	-	-	-
Fund from Govt. against overhead	-	-	-	-	-	-	-	-	-	-	-	-	-	-	-
Fund received against repeating work	-	-	-	-	-	-	-	-	-	-	-	-	-	-	-
Lam Grant	-	-	-	-	-	-	-	-	-	-	-	-	-	-	-
Total	99,127,506	15,316,000	9,731,500	11,118,000	20,671,500	47,079,324	57,580,080	44,072,000	49,129,774	25,125,779	36,986,000	28,146,500	32,795,000	469,879,956	420,467,716



Particulars	Amount in BDT (30 June 2018)										Amount in BDT (30 June 2017)				
	Head Office	Dhaka Circle	Chittagong Circle	Rajshahi Circle	EM Division	Dhaka Division 1	Dhaka Division 2	Mirpur Gr. Division 2	Chittagong Division	Dinajpur Division	Khulna Division	Sylhet Division	Rajshahi Division	Total	Total
House Rent	16,504,597	2,600,000	1,500,000	1,430,000	1,340,000	5,000,000	5,000,000	3,900,000	3,200,000	4,000,000	2,400,000	3,500,000	52,874,597	47,142,958	
Rest & Recreation Allowance		100,000			40,000	30,000	70,000	130,000		150,000		50,000	645,000	1,309,013	
Festival Allowance	4,806,330	700,000	900,000	1,600,000	400,000	1,500,000	1,500,000	1,750,000	1,700,000	1,000,000	1,250,000	1,500,000	19,496,330	14,715,870	
Navabaha Allowance	505,557	100,000	50,000	50,000	40,000	150,000	150,000	150,000	130,000	100,000	110,000	100,000	1,735,557	1,693,371	
Medical Allowance	2,024,624	320,000	130,000	140,000	185,000	700,000	600,000	640,000	516,000	350,000	355,000	500,000	6,960,624	6,891,500	
Tiffin Allowance	200,800	28,000	22,000	11,000	17,000	50,000	50,000	41,000	60,000	62,000	30,000	50,000	671,800	745,600	
Education Allowance	702,266	90,000	49,000	65,000	83,000	200,000	300,000	120,000	155,000	150,000	230,000	250,000	2,519,266	2,376,500	
Traveling Allowance	917,335	10,000	135,000	170,000	70,000	40,000	100,000	65,000	125,000	200,000	150,000	200,000	2,332,335	7,315,934	
Master Roll Employee				350,000		8,500,000	12,787,780	10,750,000		2,500,000		5,000,000	47,987,780	33,153,790	
Repair & Maintenance	1,133,137	21,000	46,000	51,000	1,969,000	4,542,904	8,500,000	2,000,000	14,221,274	2,503,779	4,000,000	3,300,000	44,201,994	14,998,000	
Vehicle Repair	1,180,750					150,000	100,000	61,000	51,000	100,000	51,000	100,000	3,980,750	3,369,314	
Water						800,000	2,500,000	1,250,000	2,275,000	200,000	300,000	1,000,000	6,125,000	3,880,000	
Municipal Tax							1,100,000	3,650,000	2,550,000	70,000	200,000	1,000,000	8,770,000	7,079,207	
Land Tax							1,200,000	1,625,000	1,625,000	200,000	2,000,000	550,000	5,575,000	8,770,000	
Computer	122,766	32,000	34,000	37,000	34,000	100,000	40,000	34,000	32,000	50,000	34,000	599,766	1,109,748	412,885	
Office Equipment repair														25,000	
Others Office	457,748	46,000				450,000	95,000	61,000					1,109,748	1,563,817	
Other allowance	84,910	61,000	30,000	15,000	80,000	50,000	100,000	75,000	140,000	10,000	50,000	15,000	783,910	685,000	
Perol & Lubricant	3,399,954	20,000	170,000	195,000	220,000	300,000	170,000	195,000	205,000	200,000	135,000	200,000	5,559,954	6,127,398	
Conveyance	301,200	40,000	31,500	12,000	26,500	100,000	100,000	60,000	80,000		40,000	100,000	791,200	694,900	
Fuel and gas						700,000	650,000	500,000	80,000				1,850,000	1,750,000	
Security Guard	3,865,941					4,500,000	2,442,300	1,625,000					8,567,300	1,520,698	
Legal Expense	72,906	40,000	37,000	100,000	45,000	6,420	50,000	40,000	90,000		110,000	150,000	4,315,941	3,077,813	
Telephone & Fax	329,600								65,000		32,000	80,000	553,826	763,089	
Postage	1,242,253	70,000	6,000	1,000	105,000	100,000	11,000	1,000	10,000	10,000	10,500	380,100	3,800,100	26,000	
Overtime							75,000	75,000	70,000	50,000	70,000	500,000	1,937,253	2,042,514	
Electricity							3,000,000	300,000	1,550,000	300,000	200,000	200,000	9,125,000	8,160,549	
Stationary	632,280					100,000			59,000	100,000	49,000	200,000	1,388,280	340,000	
Entertainment	75,663								110,000		90,000		275,663	550,000	
Supply and Services									6,600,000		4,800,000		11,400,000	9,400,000	
Ancillary establishments															
Other receipt					385,629	79,016,596	258,279,483	77,847,466	70,332,554				4,413,241	531,212,788	586,571,206
Security received from contractors							56,427,816		21,098,840				2,068,826	182,576,615	217,468,367
Security received against Bills							425,000						569,694	253,893	
Security received against allotment of plot															
Income tax deduct at source					93,371		107,847,577	40,588,378	26,103,576				970,232	182,880,680	178,361,317
VAT deduct at source					292,258		93,579,090	37,259,088	23,130,138				1,374,183	165,185,799	190,487,729
Income Transfer from Division	212,115,254												212,115,254	128,143,836	
FDR Encashment	3,561,827,723												3,561,827,723	1,581,241,024	
Interest received from Bank	12,067,199				160,639	5,219,351	10,486,172	5,078,995	10,783,865	3,063,011	2,812,663	7,079,853	60,193,368	55,246,158	
Total Receipt for the year	8,508,082,897	9,798,000	6,531,500	7,723,000	10,737,768	1,730,138,172	1,544,727,164	1,523,556,461	578,482,707	221,887,432	182,563,401	92,097,718	15,143,371,426	11,352,425,013	

PAYMENTS:															
Fund Transfer for Project & Expenses	5,975,320,506													5,975,320,506	5,241,975,835
Income Transfer to Head Office						16,052,160	8,031,905	16,943,000	58,934,114	30,937,460	24,013,431	28,104,624	212,115,254	128,143,836	
Administrative expense	127,705,515	5,642,715	4,252,222	2,201,786	6,769,011	30,517,377	39,511,656	20,334,150	23,921,504	11,019,105	22,960,826	13,831,523	325,136,134	305,713,609	



Particulars	Amount in BDT (30 June 2018)										Amount in BDT (30 June 2017)				
	Head Office	Dhaka Circle	Chittagong Circle	Rajshahi Circle	EM Division	Dhaka Division 1	Dhaka Division 2	Mirpur Gr. Division 2	Chittagong Division	Dinajpur Division	Khulna Division	Sylhet Division	Rajshahi Division	Total	Total
Salary and Allowance	59,312,644	5,550,202	3,783,315	1,538,842	2,885,562	16,012,540	15,794,033	12,759,481	11,964,899	8,125,334	13,351,670	8,085,031	9,827,042	168,902,485	156,580,542
Officers Salary	14,864,795	1,440,288	1,315,772	417,580	1,338,560	4,472,760	4,303,560	3,998,445	4,236,995	2,398,002	4,162,360	2,907,250	3,335,420	49,391,385	46,469,171
Employees salary	15,468,646	1,739,640	820,680	466,260	625,110	4,224,112	4,561,710	3,125,449	2,562,509	2,384,315	3,886,268	1,887,995	2,420,059	44,372,753	41,284,430
Charge Allowance	-	-	-	-	39,894	-	-	-	-	-	-	-	-	39,894	75,680
Conveyance Allowance	301,200	25,200	12,000	10,800	70,000	74,620	-	56,007	43,993	-	-	16,800	20,100	630,720	577,587
Education Allowance	702,266	48,000	48,000	14,000	5,400	192,500	210,500	128,045	134,500	125,000	147,000	108,000	124,464	1,987,675	1,879,958
House Rent Allowance	16,504,977	1,493,666	944,556	396,152	270,560	4,723,349	4,456,598	3,544,957	3,105,731	1,803,833	3,336,640	1,957,800	2,341,566	44,882,004	43,402,134
Medical Allowance	2,024,624	181,500	144,000	66,000	162,000	612,800	588,000	458,968	468,600	339,900	486,000	300,000	368,124	6,072,780	6,072,780
Mobile Phone Allowance	72,906	-	-	-	-	-	-	-	-	-	-	-	-	72,906	59,400
Tiffin Allowance	200,800	16,800	18,000	7,200	14,400	49,746	48,904	46,182	29,293	30,400	40,400	16,600	22,774	541,699	522,788
Washing Allowance	46,500	-	-	-	-	-	-	-	-	-	-	-	-	46,500	47,800
Festival Allowance	4,806,330	448,460	348,200	140,440	197,980	1,406,150	1,349,790	1,151,100	1,145,150	680,155	44,926	736,530	901,690	14,369,335	10,598,865
Overtime Allowance	1,242,253	69,972	62,287	104,764	104,764	95,547	75,000	74,998	69,957	70,000	44,926	70,000	1,909,704	1,909,704	1,901,984
Bangla Nabaharika Allowance	505,557	44,618	34,820	17,110	39,894	138,776	129,172	93,978	111,764	90,822	89,216	73,330	82,158	1,451,215	1,364,797
Other Allowance	162,670	42,058	37,200	3,300	17,000	22,180	70,800	81,332	56,400	12,806	9,500	10,726	10,687	536,679	651,618
Honor Vehicle Repair Allowance	1,180,750	-	-	-	-	-	-	-	-	-	-	-	-	1,180,750	789,314
Refreshment Allowance	48,000	-	-	-	-	-	-	-	-	-	-	-	-	48,000	42,900
Telephone Encasement Allowance	1,180,750	-	-	-	-	-	-	-	-	-	-	-	-	1,180,750	789,314
Higher Allowance	-	-	-	-	-	-	-	-	-	60,000	-	-	-	60,000	-
Supply & Services	68,392,871	92,513	466,907	662,944	3,883,449	14,594,937	23,717,622	7,574,669	11,956,614	2,893,871	9,699,156	5,746,493	6,641,702	156,233,649	149,133,067
Work Charge/Master roll salary	92,318	-	-	181,560	-	8,250,288	12,785,865	5,608,018	6,097,607	2,031,060	8,084,750	3,943,790	4,928,045	52,003,301	48,447,777
Asset & security guard	-	-	-	-	-	3,883,400	2,442,300	1,625,000	-	-	-	-	-	7,950,700	5,925,193
Lam Grant	-	-	-	-	-	112,940	45,980	61,651	-	-	145,990	-	14,720	319,630	1,270,880
Rest & Recreation	-	-	-	-	-	24,288	72,022	61,651	-	-	191,800	-	120,000	61,651	2,237,168
Midyear bonus	-	-	-	-	21,600	39,826	39,826	10,000	124,719	140,000	8,477	-	23,762	2,065,596	572,284
Travel allowance	917,335	15,952	134,701	169,980	36,206	726,253	2,417,839	2,414	21,000	16,076	8,477	16,200	29,760	538,296	3,372,330
Telephone & Fax	329,600	-	36,206	18,783	-	647,200	649,250	10,000	444,522	-	-	-	-	3,618,374	4,937,848
Water	3,399,954	-	34,000	20,844	104,957	48,200	34,000	10,000	31,741	32,000	36,000	30,000	-	4,696,404	4,937,848
Gas & fuel	308,886	30,725	-	-	-	48,200	-	-	89,718	5,000	11,000	-	-	721,353	312,560
Computer & Photocopy	3,865,941	-	-	-	-	-	-	-	10,000	5,000	59,000	-	34,000	3,989,659	3,077,193
Legal expense	-	-	-	-	-	-	-	-	10,000	5,000	11,000	-	-	32,500	22,000
Postage	632,280	-	46,000	51,000	35,119	71,000	-	-	58,925	54,000	59,000	-	59,000	1,114,324	330,000
Stationary expense	1,133,137	-	-	-	-	-	-	-	-	-	-	-	-	1,133,137	25,000
Office equipment repair	1,313,226	45,836	-	-	-	-	-	10,000	-	-	-	-	-	1,460,062	593,199
Other expense	-	-	-	-	-	-	-	-	-	-	-	-	-	-	124,966
Municipal Tax	-	-	-	-	-	-	-	-	2,476,585	17,832	164,822	-	944,114	4,693,583	4,439,030
Land Tax	-	-	-	-	-	388,794	-	-	1,580,337	190,668	504,100	-	4,674,108	6,746,516	6,746,516
Electricity	200,670	-	-	-	1,536,666	-	-	-	734,953	216,235	262,217	-	332,141	6,290,119	7,883,339
Training Expense	-	-	-	-	-	-	-	-	-	-	-	-	-	200,670	776,685
Miscellaneous Expenses	-	-	-	-	-	-	-	-	-	-	-	-	-	-	-
Rate & Taxes	-	-	-	-	-	-	-	-	-	-	-	-	-	-	-
Other Payments	27,663	-	-	-	-	-	-	-	10,560	-	-	-	-	-	-
Entertainment	-	-	-	-	-	-	-	-	50,830	-	-	-	-	38,223	472,440
Vehicle repair expense	-	-	46,000	50,005	1,965,321	110,980	61,000	60,000	10,560	61,000	61,000	35,000	56,000	2,537,056	2,499,330
Petrol and Lubricant	-	-	170,000	170,772	219,786	239,160	170,000	190,000	204,917	130,000	170,000	108,487	129,920	1,903,042	2,608,826
Advertisement	-	-	-	-	-	-	-	-	-	-	-	-	-	-	-
Profit Payment to Government	365,776	-	-	-	-	-	-	-	-	-	-	-	-	365,776	136,321
Foreign Training	55,000,000	-	-	-	-	-	-	-	-	-	-	-	-	55,000,000	50,000,000
Appointment Expense	38,000	-	-	-	-	-	-	-	-	-	-	-	-	38,000	54,600
World Habitat Day	171,970	-	-	-	-	-	-	-	-	-	-	-	-	171,970	171,970
Audit Fee	370,999	-	-	-	-	-	-	-	-	-	-	-	-	370,999	370,999
Dressing & Cleaning	184,616	-	-	-	-	-	-	-	-	-	-	-	-	184,616	184,616
Honorarium	40,500	-	-	-	-	-	-	-	-	-	-	-	-	40,500	-



Particulars	Amount in BDT (30 June 2018)										Amount in BDT (30 June 2017)				
	Head Office	Dhaka Circle	Chittagong Circle	Rajshahi Circle	EM Division	Dhaka Division 1	Dhaka Division 2	Mirpur Gr. Division 2	Chittagong Division	Dinajpur Division	Khulna Division	Sylhet Division	Rajshahi Division	Total	Total
Repair & Maintenance	-	-	-	-	-	4,512,272	8,500,000	2,000,000	14,219,740	2,372,860	3,534,377	3,853,697	3,095,644	42,468,590	13,561,379
Regular and maintenance expense	-	-	-	-	-	4,542,272	8,500,000	2,000,000	14,219,740	2,372,860	3,534,377	3,853,697	3,095,644	42,068,590	13,561,379
Project Under Construction						1,591,938,743	1,218,849,524	1,387,916,000	396,563,000	170,271,182	650,012,000	105,059,414	18,607,865	5,539,217,728	4,858,548,788
100 Flat Project	-	-	-	-	-	-	170,000,000	170,000,000	-	-	-	-	-	170,000,000	70,000,000
Ghoshchona Residential Flat Project	-	-	-	-	-	-	472,505,000	472,505,000	-	-	-	-	-	472,505,000	700,039,000
Grhayan Dhamondi Residential Flat Project	-	-	-	-	-	-	744,981,000	744,981,000	-	-	-	-	-	744,981,000	83,677,332
Flat Building Project	-	-	-	-	-	-	-	-	-	-	93,135,027	-	-	93,135,027	109,314,191
Sunamganj Project	-	-	-	-	-	-	-	-	-	-	11,924,387	-	-	11,924,387	71,949,092
Bogura Project	-	-	-	-	-	-	-	-	-	-	-	-	-	-	128,806,663
Dinajpur Project	-	-	-	-	-	-	-	-	170,271,182	-	-	-	-	170,271,182	40,004,678
Project Soponagar 1	-	-	-	-	-	1,276,086,682	-	-	-	-	-	-	-	1,276,086,682	1,586,427,114
Project Soponagar 2	-	-	-	-	-	315,852,061	-	-	-	-	-	-	-	315,852,061	848,784
Project Kachua 4th	-	-	-	-	-	-	-	-	-	-	-	-	-	-	40,004,678
Project Chapainabaganj plot	-	-	-	-	-	-	-	-	-	-	-	-	-	-	9,922,799
Project Choto bogura plot	-	-	-	-	-	-	-	-	-	-	-	-	-	-	1,685,956
Project Terokhata plot	-	-	-	-	-	-	-	-	-	-	-	-	-	-	172,472
Mohammadpur F Block	-	-	-	-	-	-	580,284,455	580,284,455	-	-	-	18,607,865	-	580,284,455	554,109,420
Lalmatia 72/ revised 88 flat	-	-	-	-	-	-	350,000	350,000	-	-	-	-	-	350,000	120,000,000
Lalmatia New Kohoni 120 Flat	-	-	-	-	-	-	184,984,544	184,984,544	-	-	-	-	-	184,984,544	120,000,000
Sherpur Srivardi Residential plot	-	-	-	-	-	-	71,635,037	71,635,037	-	-	-	-	-	71,635,037	-
Lalmatia Community Center Project	-	-	-	-	-	-	8,993,488	8,993,488	-	-	-	-	-	8,993,488	-
Lalmatia 132/ revised 153 flat	-	-	-	-	-	-	372,602,000	372,602,000	-	-	-	-	-	372,602,000	357,254,116
Project Jhuidia	-	-	-	-	-	-	-	-	-	252,503,000	-	-	-	252,503,000	-
Project Nalchity	-	-	-	-	-	-	-	-	-	106,025,000	-	-	-	106,025,000	-
Project Jashore	-	-	-	-	-	-	-	-	-	-	-	-	-	-	168,369,000
Project Commercial NHA Jashore	-	-	-	-	-	-	-	-	-	20,000,000	-	-	-	20,000,000	7,000,000
Project Fulola	-	-	-	-	-	-	-	-	-	30,000,000	-	-	-	30,000,000	20,000,000
Project Norail	-	-	-	-	-	-	-	-	-	-	-	-	-	-	22,000,000
Project Shikhor dadavi suburb commercial	-	-	-	-	-	-	-	-	-	239,884,000	-	-	-	239,884,000	-
Bongobandha satellite simlikha poriksha	-	-	-	-	-	-	-	-	-	1,600,000	-	-	-	1,600,000	-
Halishohor Housing estate G Block 260	-	-	-	-	-	-	-	-	-	-	-	-	-	-	105,899,523
Halishohor Housing estate G Block 260	-	-	-	-	-	-	-	-	187,700,000	-	-	-	-	187,700,000	-
Residential flat project (3rd Stage)	-	-	-	-	-	-	-	-	15,000,000	-	-	-	-	15,000,000	-
Halishohor/Ferozshah Housing Astate G Block	-	-	-	-	-	-	-	-	-	-	-	-	-	-	91,428,405
342 Residential flat project	-	-	-	-	-	-	-	-	144,800,000	-	-	-	-	144,800,000	280,300,000
Halishohor Housing estate G Block & 216	-	-	-	-	-	-	-	-	-	-	-	-	-	-	3,944,000
Residential flat project (2nd stage)	-	-	-	-	-	-	-	-	-	-	-	-	-	-	51,118,000
Cox's Bazar Koolitoi Govt Land 469 Residential flat project (4th stage)	-	-	-	-	-	-	-	-	-	-	-	-	-	-	20,116,025
Manjide Housing estate Plot development project (2nd stage)	-	-	-	-	-	-	-	-	15,000,000	-	-	-	-	15,000,000	28,899,654
Manjide Housing estate 64 Residential flat project	-	-	-	-	-	-	-	-	25,147,000	-	-	-	-	25,147,000	62,715,000
Mimsrai Kiamoi Jafarabad Mouza Plot Project	-	-	-	-	-	-	-	-	-	-	-	-	-	-	115,185,456
Mimsrai Soupara Mouza Plot Project	-	-	-	-	-	-	-	-	-	-	-	-	-	-	46,762,128
Chittagong Raunjan Plot Project (Pink City-1)	-	-	-	-	-	-	-	-	8,916,000	-	-	-	-	8,916,000	-
Chittagong Raunjan Plot Project (Pink City-2)	-	-	-	-	-	-	-	-	-	-	-	-	-	-	-
Chittagong Raunjan Plot Project (Pink City-1)	-	-	-	-	-	-	-	-	-	-	-	-	-	-	-
Chittagong Raunjan Plot Project (Pink City-1)	-	-	-	-	-	-	-	-	-	-	-	-	-	-	-



Particulars	Amount in BDT (30 June 2018)										Amount in BDT (30 June 2017)				
	Head Office	Dhaka Circle	Chittagong Circle	Rajshahi Circle	EM Division	Dhaka Division 1	Dhaka Division 2	Mirpur Gr. Division 2	Chittagong Division	Dinajpur Division	Khulna Division	Sylhet Division	Rajshahi Division	Total	Total
Capital Expenditure															2,500,000
Lead and Land Development															
Building & Other Construction															
Vehicle & Machinery															
Plant & Machinery															
Furniture & Fixtures															
Office Equipment															2,500,000
Other Payment	1,894,807,835				571,711	104,415,807	77,847,466	55,847,177	12,681,426	12,104,777	2,918,073	2,161,194,222	935,684,006		
Refund Of Contractors Securities Deposits					186,082			6,613,463	7,608,921	200,000	573,608	15,182,074	26,134,038		
Refund of Securities against Bill										148,694		148,694	254,384		
Investment in FDR for the period by Head Office	1,894,807,835												1,894,807,835	547,321,027	
Refund Of Securities to Allottees					93,371	48,573,341	40,388,378	26,103,576	2,303,960	4,973,586	970,232	123,606,444	182,429,759		
Tax Deduct at Source					292,258	55,842,466	37,259,088	23,130,138	2,768,545	6,782,497	1,374,183	127,449,175	178,744,818		
VAT Deduct at Source															
Fund refund to Head Office	(127,705,515)	4,155,285	2,279,278	5,517,219	3,432,489	2,851,673	1,068,424	3,728,530	4,283,814	5,310,797	4,736,280	14,322,746	(62,892,130)	(59,910,831)	
Refund of Govt.fund received against salaries	(58,070,391)	4,078,770	2,264,472	5,175,163	516,330	493,232	1,068,424	450,498	4,102,895	204,466	929,755	1,003,237	(36,607,042)	(20,719,959)	
Refund of Govt.fund received against overhead				342,056									342,056	45,926	
Fund refund against Mobarigo Bonus					1,069,440			94,269			442,200		(61,651)	2,624,302	
Fund refund against House Rent Allowance					106									115,200	
Fund refund against Festival Allowance					202,020			554,850			513,470		1,869,240	2,117,678	
Fund refund against Navabaraha Allowance					106			18,236			36,670		111,034	68,770	
Fund refund against Medical Allowance					23,000			47,400			55,000		306,432	211,800	
Fund refund against Tiffin Allowance					2,600			30,707			13,400		41,525	56,421	
Fund refund against Convoys					77,600			36,007			23,200		63,200	62,457	
Fund refund against Education Allowance					63,000			20,500			122,000		212,055	41,200	
Fund refund against Other Allowance								83,600			39,274		177,522	45,449	
Fund refund against Travelling Allowance					4,900			65,000			850		71,031	15,760	
Fund refund against Master Roll Employee								5,141,982					5,141,982	109,209	
Fund refund against Municipal Tax					6,000			3,650,000			172,000		3,895,415	3,312,924	
Fund refund against Postage					45,000			1,000			4,000		11,000		
Fund refund against Telephone & Fax								30,000			15,800		135,300	67,821	
Fund refund against Water					1,463,334			830,478			270,240		2,390,718	261,226	
Fund refund against Electricity								300,000			100,253		500,000	550,000	
Fund refund against Fuel & Gas					214			5,000			26,513		31,810	151,561	
Fund refund against Patrol & Lubricant														384	
Fund refund against Security Guard														605	
Fund refund against Computer Operating Expenses					(70,957)			259			4,000		(42,698)		
Fund refund against Other Expenses								24,000					51,000		
Fund refund against repair and maintenance					3,679	632		1,534	180,919	465,623	146,303	204,356	1,000,367	1,636,621	
Fund refund against vehicle repair					236			170			16,000		19,849	250	
Fund refund against Overtime							2	43			110,000		110,281	93	
Fund refund against Land Tax								44,463			748,142		792,605	640	
Fund refund against Stationary					15,881			75			1,000		16,956	26,144	
Fund refund against Entertainment								99,440			90,000		189,440	77,560	
Fund refund against Security Deposit															



Particulars	Amount in BDT (30 June 2018)												Amount in BDT (30 June 2017)		
	Head Office	Dhaka Circle	Chittagong Circle	Rajshahi Circle	EM Division	Dhaka Division 1	Dhaka Division 2	Mirpur Gr. Division 2	Chittagong Division	Dinajpur Division	Khulna Division	Sylhet Division	Rajshahi Division	Total	Total
Fund refund against Project	-	-	-	-	-	341,998	-	-	-	-	3,400,000	-	9,092,135	12,834,133	7,843,810
Fund refund against Supply and services	(69,635,124)	76,515	14,806	-	-	2,015,811	-	-	-	-	1,240,708	-	4,023,018	(62,264,266)	(59,107,250)
Fund refund against Legal Expenses	-	-	-	-	-	-	-	-	282	-	-	-	-	282	620
Fund refund against Ancillary establishments	-	-	-	-	-	-	-	-	502,393	-	-	-	-	1,358,603	404,567
Bank Charges & Excise Duty	136,840	-	-	3,995	81,63	142,115	292,811	175,529	97,992	81,718	145,220	114,949	175,157	1,374,528	837,833
Income Tax Deducted On Bank Interest :	1,206,718	-	-	-	16,588	667,885	1,208,579	506,463	1,148,681	332,198	356,468	359,484	787,986	6,511,301	5,882,297
Total Payment for the year	7,871,471,899	9,798,000	6,531,500	7,723,000	10,787,961	1,646,712,225	1,381,878,256	1,519,159,487	554,460,739	219,248,337	724,899,684	164,073,555	84,600,789	14,200,346,133	11,431,436,753
Closing Balance	520,453,345	-	-	-	66,269,578	323,586,632	464,902,886	136,336,855	473,204,151	114,404,585	53,470,565	108,484,777	120,869,378	2,381,981,491	1,438,956,198



Assistant Director
(Audit)



Deputy Director
(Finance & Accounts)



Member
(Admin & Finance)

৩৩

সেয়দ মোঃ মুক্লেম বাসির
চেয়ারম্যান
জাতীয় গ্রাহক কর্তৃপক্ষ
সেতনবাগিচা, ঢাকা।



National Housing Authority

Notes to the financial statements

As at and for the year ended 30 June 2018

1 Reporting entity

1.1 Authority profile

The end of the British rule and the partition of the subcontinent resulted in migration of millions of Muslim refugees flocked into the four main cities of Bangladesh and started living on vacant government lands in these cities. They erected makeshift houses creating unplanned and unhygienic condition. The influx of these refugees also produced tremendous strain on the existing services and infrastructures. In view of these situation the then government created housing wing under the Works, Power and Irrigation Ministry in 1958.

The government undertook housing programs throughout the country in order to rehabilitate the refugees and the local low and middle-income families in an organized way. The "housing wing" was upgraded to the present Housing and Settlement Directorate in 1971 after successful completion of the refugee rehabilitation program. To ascertain shelter for all by 2000 the Democratic government now formulating National Housing policy 2004, considering the present need of the country. In the light of the National Housing policy, the national Assembly has adopted and approved the National Housing Authority (NHA) Act. 2000. in accordance with the act, Housing and settlement direction (HSD) and deputy Commissioner Settlement (DCS) office have been abolished and a new Authority NHA has been formed by merging these two Authorities. The National Housing Authority Act 2000 has been implemented on the 15th July, 2001 through the government notification.

1.2 Nature of business

The main activity of the Authority is purchase of land and to develop the same for urban housing. The Authority also purchases land for construction of multi-storied apartment buildings. The Authority constructs multi-storied buildings and sold or lease to general public.

2 Basis of preparation of financial statements

2.1 Basis of measurement

The financial statements have been prepared on going concern basis under the historical cost convention.

2.2 Statement of compliance

The financial statements of the Authority have been prepared in accordance with International Accounting Standards (IASs) and International Financial Reporting Standards (IFRSs) as adopted by the Financial Reporting Council (FRC). The compliance status of these IASs & IFRSs are as follows:

IAS 1: Presentation of Financial Statements	Complied
IAS 2: Inventories	Non-Complied
IAS 7: Statement of Cash Flows	Complied
IAS 8: Accounting Policies, Changes in Accounting Estimates and Errors	Complied
IAS 10: Events after the Reporting Period	Complied
IAS 12: Income Taxes	Non-Complied
IAS 16: Property, Plant and Equipment	Complied
IAS 19: Employee Benefits	Complied
IAS 20: Accounting for Government Grants and Disclosure of Government Assistance	Complied
IAS 21: The Effects of Changes in Foreign Exchange Rates	Not applicable
IAS 23: Borrowing Costs	Not applicable
IAS 24: Related Party Disclosures	Not applicable
IAS 26: Accounting and Reporting by Retirement Benefit Plans	Non-Complied
IAS 27: Separate Financial Statements	Not applicable
IAS 28: Investment in Associates and Joint Ventures	Not applicable
IAS 29: Financial Reporting in Hyperinflationary Economics	Not applicable
IAS 32: Financial Instruments: Disclosure and Presentation	Complied
IAS 33: Earnings Per Share	Not applicable
IAS 34: Interim Financial Reporting	Not applicable



National Housing Authority

Notes to the financial statements

As at and for the year ended 30 June 2018

IAS 36: Impairment of Assets	Non-Complied
IAS 37: Provisions, Contingent Liabilities and Contingent assets	Not applicable
IAS 38: Intangible Assets	Not applicable
IAS 40: Investment Property	Non-Complied
IAS 41: Agriculture	Not applicable
IFRS 1: First time Adoption of International Financial Reporting Standards	Not applicable
IFRS 2: Share based Payment	Not applicable
IFRS 3: Business Combinations	Not applicable
IFRS 4: Insurance Contracts	Not applicable
IFRS 5: Non-current Assets Held for Sale and Discontinued Operations	Not applicable
IFRS 6: Exploration for and Evaluation of Mineral Resources	Not applicable
IFRS 7: Financial Instruments: Disclosures	Complied
IFRS 8: Operating Segments	Not applicable
IFRS 9: Financial Instruments	Complied
IFRS 10: Consolidated Financial Statements	Not applicable
IFRS 11: Joint Arrangements	Not applicable
IFRS 12: Disclosure of Interests in Other Entities	Not applicable
IFRS 13: Fair Value Measurement	Complied
IFRS 14: Regulatory Deferral Accounts	Not applicable
IFRS 15: Revenue from Contracts with Customers	Complied
IFRS 16: Leases	Not applicable
IFRS 17: Insurance Contract	Not applicable

Compliance with other regulatory requirements

The Authority complied with the requirements of following laws and regulations from various government bodies:

- i) National Housing Policy 2016.
- ii) City Development Act 1953.
- iii) Real Estate Development and Management Act 2010.
- iv) Real Estate Development and Management Regulations 2011.
- v) Dhaka Building Construction Regulations 2008.
- vi) House and Land Development Rule 2004.
- vii) National Housing Act 2000.
- viii) Building Act 1996.
- ix) The Income Tax Ordinance, 1984 and amendment thereon.
- x) The Income Tax Rules, 1984.
- xi) The Value Added Tax and Supplementary Duty Act 2012.
- xii) The Value Added Tax and Supplementary Duty Rule 2016.
- xiii) The Stamp Act, 1899.
- xiv) The Bangladesh Labor Act, 2006 and amended in 2015.
- xv) Any other applicable laws and regulations of the land.

2.3 Functional and presentation currency

The financial statements are presented in Bangladeshi Taka (Taka/Tk/BDT), which is the Authority's functional and presentation currency. Except as indicated, financial information presented in Bangladeshi Taka has been rounded off to the nearest taka.

2.4 Reporting period

The financial period of the Authority covers one year from 1 July to 30 June and is followed consistently.



National Housing Authority

Notes to the financial statements

As at and for the year ended 30 June 2018

2.5 Comparative information

Comparative information has been disclosed in respect of the year ended 30 June 2018 for all numerical information in the financial statements and also the narrative and descriptive information where it is relevant for understanding of the current year's financial statements.

2.6 Use of estimates and judgments

The preparation of financial statements in conformity with IFRSs requires management to make judgments, estimates and assumptions that affect the application of accounting policies and the reported amounts of assets, liabilities, income and expenses. Actual results may differ from these estimates.

Estimates and underlying assumptions are reviewed on an ongoing basis. Revisions to accounting estimates are recognised in the period in which the estimate is revised and in any future periods affected.

2.7 Going concern

The Management have made an assessment of the Authority's ability to continue as a going concern and they do not intend either to liquidate or to cease trading. The Authority has adequate resources to continue in operation for the foreseeable future. The current resources of the Authority provide sufficient funds and attributable credit facilities to meet the present requirements of its existing business. Since, there is no material uncertainties related to events or conditions at reporting date which may cast significant doubt upon the Authority's ability to continue as a going concern, for this reason, management continues to adopt going concern basis in preparing the financial statements.

2.8 Accrual basis of accounting

The Authority prepares its financial statements, except the statement of cash flows, using the accrual basis of accounting. When the accrual basis of accounting is used, an entity recognises the elements of financial statements such as assets, liabilities, equity, income and expenses when they satisfy the definitions and recognition criteria for those elements in the conceptual framework.

2.9 Materiality and aggregation

Each material class of similar items is presented separately in the financial statements. Items of a dissimilar nature or function are presented separately unless they are immaterial.

2.10 Offsetting

The entity does not offset assets and liabilities or income and expenses, unless required or permitted by any IFRSs.

2.11 Events after the reporting period

Events after the reporting period that provide additional information about the Authority's position at the reporting date or those that indicate the going concern assumption is not appropriate are reflected in the financial statements. Amounts recognised in the financial statements are adjusted for events after the reporting period that provide evidence of conditions that existed at the end of the reporting period. No adjustment is given in the financial statements for events after the reporting period that are indicative of conditions that arose after the reporting period. Material non-adjusting events are disclosed in the financial statements.

3.0 Summary of significant accounting policies

The accounting policies set out below have been applied consistently to all periods presented in these financial statements.

3.1 Property, plant and equipment

3.1.1 Recognition

The cost of an item of property, plant and equipment shall be recognised as an asset if, and only if:

- a) it is probable that future economic benefits will flow to the entity; and
- b) the cost of the item can be measured reliably.

National Housing Authority

Notes to the financial statements

As at and for the year ended 30 June 2018

3.1.2 Measurement at recognition

An item of property, plant and equipment qualifying for recognition is initially measured at its cost. Cost comprises expenditure that is directly attributable to the acquisition of the assets. The cost of self-constructed asset includes the following: the cost of materials and direct labour; any other costs directly attributable to bringing the assets to a working condition for their intended use; and when the Authority has an obligation to remove the asset or restore the site, an estimate of the costs of dismantling and removing the items and restoring the site on which they are located.

3.1.3 Subsequent costs

Subsequent to initial recognition, cost of replacing part of an item of property, plant and equipment is recognized in the carrying amount of the item if it is probable that the future economic benefits embodied within the part will flow to the Authority and its cost can be measured reliably. All other repair and maintenance expenses are charged in the statement of profit or loss and other comprehensive income as they are incurred.

3.1.4 Derecognition

An asset is derecognised on disposal or when no further economic benefits are expected from its use. Gain or loss on disposal of an asset is determined as the difference of net disposal proceeds and the carrying amount of the asset and is recognised as gain or loss from disposal of asset under other income/expense in the statement of profit or loss and other comprehensive income.

3.1.5 Impairment

The carrying amount of the entity's non-financial assets, other than inventories and deferred tax assets (considered as disclosed separately under respective accounting standards), are reviewed at each reporting date to determine whether there is any indication of impairment. If any such indication exists, the assets' recoverable amounts are estimated. However, no such conditions that might be suggestive of a heightened risk of impairment of assets existed at the reporting date.

3.1.6 Depreciation

Depreciation is commenced when the asset is in the location and condition necessary for it to be capable of operating in the manner intended. Property plant and equipment of the Authority are depreciated using reducing balance method. Full month's depreciation is charged for the month of acquisition. On disposal of an asset, depreciation is charged up to the month prior to the disposal. Each significant part of an item of property, plant and equipment is depreciated separately, using their useful lives. If any residual value is considered for an asset on its expiry of expected life, the value is deducted from the cost to arrive at the depreciable amount. The residual value and useful life of an asset are reviewed in each year end. Depreciation is expressed in terms of percentage of cost of the related assets. The depreciation rates per annum applicable to different categories of property, plant and equipment are as follows:

<u>Asset category</u>	<u>Rate of depreciation</u>
Land and Land Development	0%
Building and Other Constructions	5%
Vehicle & Machinery	20%
Plant & Machinery	20%
Furniture & Fixtures	20%
Office Equipment	6%

3.2 Financial instruments

A financial instrument is any contract that gives rise to a financial asset of one entity and a financial liability or equity instrument of another entity. Non-derivative financial instruments comprise deposits, trade and other receivables, cash and cash equivalents, trade and other payables, share capital and interest-bearing borrowings.



National Housing Authority

Notes to the financial statements

As at and for the year ended 30 June 2018

3.2.1 Financial assets

The Authority initially recognises receivables and deposits on the date that they are originated. All other financial assets are recognised initially on the date at which the Authority becomes a party to the contractual provisions of the transaction.

The Authority derecognises a financial asset when the contractual rights to the cash flows from the asset expire, or it transfers the rights to receive the contractual cash flows in a transaction in which substantially all the risks and rewards of ownership of the financial asset are transferred, or it neither transfers nor retains substantially all of the risks and rewards of ownership and does not retain control over the transferred asset.

The Authority's financial assets comprise advance, deposits and prepayments, investments and cash & cash equivalents.

3.2.1.2 Advance, deposits and prepayments

Advances with no stated interest are measured at the original amount if the effect of discounting is immaterial.

Deposits are measured at payment value.

3.2.1.3 Investment in FDR

Investment in fixed deposits is shown in the financial statements at its cost and interest income is recognised cash basis.

3.2.1.4 Cash and cash equivalents

Cash and cash equivalent include cash in hand, balance and deposits with financial institutions that are readily convertible into known amounts of cash and which are subject to an insignificant risk of changes in value.

3.2.2 Financial liabilities

The Authority initially recognises financial liabilities in its statement of financial position when the Authority becomes a party to the contractual provisions of the liability. The Authority recognises such financial liability when its contractual obligations arising from past events are certain and the settlement of which is expected to result in an outflow from the entity of resources embodying economic benefits.

The Authority derecognises a financial liability when its contractual obligations are discharged or cancelled, or expired.

The Authority's financial liabilities comprise bank overdraft and accounts payable.

3.2.2.1 Accounts payable

Trade and other payables are recognised when its contractual obligations arising from past events are certain and the settlement of which is expected to result in an outflow from the Authority of resources embodying economic benefits. Trade and other payables are recognised initially at fair value.

3.11 Revenue recognition

The Authority has recognized revenue as per IFRS-15 Revenue from Contract with Customers. The Authority has recognized revenue when (or as) the entity satisfies a performance obligation. This core principle is delivered in a five-step model framework:

- i) Identify the contract(s) with a customer;
- ii) Identify the performance obligations in the contract;
- iii) Determine the transaction price;
- iv) Allocate the transaction price to the performance obligations in the contract;
- v) Recognise revenue when (or as) the entity satisfies a performance obligation.

Revenue from contracts with customers is recognized when control of the goods or services are transferred to the customer at an amount that reflects the consideration to which the Authority expects to be entitled in exchange for those goods.

Revenue is measured based on the consideration specified in a contract with a customer net of returns, discounts, free issues.

The Authority's typical performance obligations include the following:



National Housing Authority
Notes to the financial statements
As at and for the year ended 30 June 2018

i) Sale of land

Sale of land is recognised when the Authority registers the plots of land. The Authority also receives money against such allotments on instalments basis during the span of four years. The amount is booked under 'advance on allotment' as 'current liability' at the time of receipt and treated as a 'sale' only when the allotted plots of land are registered to the respective customers. Sales are recognised mainly when the risk and rewards associated with the products are significantly transferred to the buyer and the buyer has the possession of the land.

ii) Sale of apartment

Authority, in-line with government regulations practice receives money against such sale on instalment basis during the span of four years. The amount is booked under 'advance against sale' as 'current liability' at the time of receipt and treated as a 'sale' only when the apartments are handed over to the respective customers. Sales are recognised mainly on hand-over basis for apartments when the risk and rewards associated with the products are significantly transferred to the buyer and the buyer has the possession of the products. The registration process takes time in Bangladesh due to the existing procedures to be followed in terms of regulations and also customers' delayed initiatives to register the property in own name(s) as there is no statutory deadline compulsorily to be followed for such registration.

3.12 Finance income and expense

Finance income comprises interest on financial deposits with banks. Finance income is recognised on an accrual basis and shown under statement of profit or loss and other comprehensive income. Finance costs comprise interest expense on overdraft and borrowings.



National Housing Authority

Notes to the financial Statements

As at and for the year ended 30 June 2018

Notes	Particulars	Sub-Notes	Amount in BDT	
			30 June 2018	30 June 2017
4.00	Property, Plant & Equipment			
	A. Cost:			
	Opening Balance		26,525,276,896	26,522,776,896
	Add: Addition during year		-	2,500,000
	Less: Disposal/Adjustments during the year		-	-
	Total Cost		26,525,276,896	26,525,276,896
	B. Accumulated Depreciation			
	Opening balance		3,068,285,169	3,002,821,322
	Add: Depreciation Charged during year		61,596,867	65,463,847
	Less: Adjustment during year		-	-
	Total Accumulated Depreciation		3,129,882,036	3,068,285,169
	Written Down Value (A-B)		23,395,394,860	23,456,991,728
5.00	Project Under Construction			
	Opening Balance		2,545,896,826	89,563,754
	Add: Addition during the year		5,539,217,728	4,858,548,788
	Less: Transfer during the year		3,006,919,555	2,402,215,716
	Closing Balance		5,078,194,999	2,545,896,826
6.00	Investment in FDR			
	Opening Balance		9,073,525,044	9,536,381,363
	Add: Addition during the year		1,894,807,835	547,521,027
	Add: Interest received during the year		546,337,500	670,508,897
	Sub-Total		11,514,670,380	10,754,411,287
	Less: Encashment during the year		3,561,827,723	1,581,241,024
	Less: Tax Deducted at Source		55,476,456	65,819,585
	Less: Excise Duty deducted		1,996,500	1,278,000
	Less: Adjustment during the year		-	32,547,633
	Sub-Total		3,619,300,679	1,680,886,243
	Total		7,895,369,700	9,073,525,044
7.00	Stock & Stores			
	Opening Balance		18,190,667	20,068,165
	Add: Addition during the year		1,114,324	330,000
	Less: Consumption during the year		2,000,973	2,207,498
	Closing Balance		17,304,017	18,190,667
8.00	Receivable from Tenant			
	Receivable against low cost house		13,783,174	17,228,968
	Receivable against flat sale		6,093,142	7,616,428
	Receivable against shop rent		124,966	156,208
	House rent receivable		3,701,342	4,626,678
	Total		23,702,625	29,628,282



Notes	Particulars	Sub-Notes	Amount in BDT	
			30 June 2018	30 June 2017
9.00	Receivable against Lease rent			
	Receivable against Plot Lease (Residential)		105,763	132,204
	Receivable against Commercial Plot		566,570	708,212
	Total		672,333	840,416
10.00	Advances, Deposits & Prepayments			
	Opening Balance		63,901,100	79,876,375
	Add: Addition during the year		-	-
	Less: Realization during the year		12,780,220	15,975,275
	Closing Balance		51,120,880	63,901,100
11.00	Cash & Cash Equivalents			
	Opening Balance		1,438,956,198	1,517,967,938
	Add: Received during the year		15,143,371,426	11,352,425,013
	Less: Payment during the year		14,200,346,133	11,431,436,753
	Closing Balance		2,381,981,491	1,438,956,198
	The details of the bank balance disclosed in Annexure C			
12.00	Govt. Capital Fund			
	Opening Balance		24,235,010,416	24,235,010,416
	Add: Addition during the year		-	-
	Less: Payment during the year		-	-
	Closing Balance		24,235,010,416	24,235,010,416
13.00	Flat Construction Fund A/C			
	Opening Balance		2,635,060,841	2,635,060,841
	Add: Addition during the year		-	-
	Less: Payment during the year		-	-
	Closing Balance		2,635,060,841	2,635,060,841
14.00	Govt. Fund for Project Development			
	Opening Balance		3,122,042,557	3,122,042,557
	Add: Addition during the year		-	-
	Less: Payment during the year		-	-
	Closing Balance		3,122,042,557	3,122,042,557
15.00	Retained Earnings			
	Opening Balance		3,833,017,137	2,049,760,186
	Add: Current year profit		2,075,971,492	1,815,804,584
	Less: Adjustment		-	32,547,633
	Closing Balance		5,908,988,630	3,833,017,137
16.00	ADB Loan (DUIP Project)			
	Opening Balance		1,444,287,713	1,444,287,713
	Add: Interest during the year		-	-
	Less: Payment during the year		-	-
	Closing Balance		1,444,287,713	1,444,287,713
17.00	IDA & UNDP Loan (KUAD Project)			
	Opening Balance		46,805,000	46,805,000
	Add: Interest during the year		-	-
	Less: Payment during the year		-	-
	Closing Balance		46,805,000	46,805,000



Notes	Particulars	Sub-Notes	Amount in BDT	
			30 June 2018	30 June 2017
18.00	GoB Loan (KUAD Project)			
	Opening Balance		98,581,000	98,581,000
	Add: Interest during the year		-	-
	Less: Payment during the year		-	-
	Closing Balance		98,581,000	98,581,000
19.00	Contractor Outstanding Bill			
	Opening Balance		544,587,015	680,733,769
	Add: Interest during the year		-	-
	Less: Payment during the year		108,917,403	136,146,754
	Closing Balance		435,669,612	544,587,015
20.00	Creditors for Other Expenses			
	Supplies Bill Payable (Material)		115,533	144,416
	Utilities Bill Payable	20.01	11,708,404	14,635,506
	Fuel Bill Payable		790,561	988,201
	Contingency (Masterroll Staff Salary Payable)		-	-
	Total:		12,614,498	15,768,122
20.01	Utilities Bill Payable			
	WASA Bill Payable		10,230,800	12,788,500
	Telephone Bill Payable		1,423,053	1,778,816
	Electric Bill Payable		16,441	20,551
	Gas Bill Payable		38,111	47,638
	Total		11,708,404	14,635,506
21.00	Creditors for Other Finance			
	Security Deposit from Contractor	21.01	359,149,379	191,333,838
	Security Deposit from Allottee	21.02	372,424,190	372,424,190
	Deducted Income Tax Payable	21.03	60,732,135	1,457,899
	Deducted VAT Payable	21.04	60,710,055	22,973,431
	Income Tax Payable on Auction		-	-
	Total		853,015,759	588,189,358
21.01	Security Deposit from Contractor			
	Opening Balance		191,333,838	-
	Add: Deduction during the year		183,146,309	217,722,260
	Less: Payment During the year		15,330,768	26,388,422
	Total:		359,149,379	191,333,838
21.02	Security Deposit from Allottee			
	Opening Balance		372,424,190	372,424,190
	Add: Deduction during the year		-	-
	Less: Payment During the year		-	-
	Total:		372,424,190	372,424,190
21.03	Deducted Income Tax Payable			
	Opening Balance		1,457,899	5,526,321
	Add: Deduction during the year		182,880,680	178,361,317
	Less: Payment During the year		123,606,444	182,429,739
	Total		60,732,135	1,457,899
21.04	Deducted VAT Payable			
	Opening Balance		22,973,431	11,230,520
	Add: Deduction during the year		165,185,799	190,487,729
	Less: Payment During the year		127,449,175	178,744,818
	Total		60,710,055	22,973,431



Notes	Particulars	Sub-Notes	Amount in BDT	
			30 June 2018	30 June 2017
22.00	Other Liabilities			
	Municipal Tax Payable		46,419,364	58,024,205
	Land Tax Payable		1,488,407	1,860,509
	Land Acquisition Cost Payable		3,757,109	4,696,386
	Total		51,664,880	64,581,100
23.00	Revenue			
	Income from Lease Rent		3,758,649,444	3,002,769,645
	Mutation fee		41,490,117	21,983,122
	Ground Tax Revenue		8,286,002	3,467,392
	BDLG Building		22,804,000	3,159,700
	Receipt from Staff Quarter		58,985,398	4,646,065
	Enrollment Fee		3,181,010	5,211,722
	Transfer Fee		241,922,952	347,554,574
	Mortgage Fee		6,856,323	9,667,992
	Transformation Fee		92,355,565	97,435,793
	Late Installment Fee		517,602,770	239,478,598
	Joint Construction Fee		16,140,103	25,522,281
	Reconstruction Fee		4,558,330	6,681,475
	Ammokter Fee		5,330,691	8,023,371
	Time Extention Fee		9,587,624	6,453,296
	Heba Fee		7,142,381	10,812,006
	Non Construction Fee		1,855,428	2,895,401
	Miscellaneous Income		55,263,190	3,342,979
	Design fee		-	75,000
	Shop & Market rent		3,344,665	44,844
	Bank Interest		329,590	421,734
	Contractor renewal fee		34,320	32,500
	Tender Sales		-	274,584
	Installment Plot		3,500,000	3,774,419
	Installment House		1,309	1,967,190
	Rent & Taxex		2,512,491	647,794
	Pond lease		514,600	-
	Agreement Fee		10,935	8,540
	Sale of prospectus		3,033,000	288,000
	Sale of Waste or Scrap		-	1,358,287
	Accured installment		-	11,852,341
	Sales of side plan		1,680	7,040
	Total		4,865,293,917	3,819,857,684
24.00	Cost of Sales			
	Opening Balance		2,545,896,826	89,563,754
	Add: Project Cost for the year		5,539,217,728	4,858,548,788
	Less: Adjustments		5,078,194,999	2,545,896,826
	Cost of Sales		3,006,919,555	2,402,215,716
25.00	Administrative Expense			
	A. Salary and Allowance		168,902,485	156,580,542
	Officers Salary		49,391,585	46,469,171
	Employees salary		44,372,753	41,284,450
	Charge Allowance		39,894	75,680
	Conveyance Allowance		630,720	577,587
	Education allowance		1,987,675	1,879,958

Notes	Particulars	Sub-Notes	Amount in BDT	
			30 June 2018	30 June 2017
	House Rent Allowance		44,882,004	43,402,134
	Medical Allowance		6,200,516	6,072,780
	Mobile Phone Allowance		72,906	59,400
	Tiffin Allowance		541,499	522,788
	Washing Allowance		46,500	47,800
	Festival Allowance		14,369,335	10,598,865
	Overtime Allowance		1,909,704	1,901,984
	Bangla Nababarsha Allowance		1,451,215	1,364,797
	Other Allowance		536,679	651,618
	Motor Vehicle Repair Allowance		1,180,750	789,314
	Refreshment Allowance		48,000	42,900
	Telephone Encashment Allowance		1,180,750	789,314
	Higher Allowance		60,000	50,000
	B. Supply & Services		175,994,257	174,603,015
	Work Charge/Master roll salary		52,003,301	48,447,777
	Ansar & security guard		7,950,700	5,925,193
	Lam Grant		-	-
	Rest & Recreation		319,630	1,270,880
	Mohargo bonus		61,651	-
	Travel allowance		2,065,596	2,237,168
	Telephone & Fax		538,296	572,284
	Water		3,618,374	3,372,330
	Gas & fuel		4,696,404	4,937,848
	Computer & Photocopy		721,353	312,560
	Legal expense		3,989,659	3,077,193
	Postage		32,500	22,000
	Stationary expense		2,000,973	2,207,498
	Office equipment repair		1,133,137	25,000
	Other expense		1,460,062	593,199
	Other office expense		-	124,966
	Municipal Tax		4,693,583	4,439,030
	Land Tax		4,674,108	6,746,516
	Electricity		6,290,119	7,883,339
	Training Expense		200,670	776,685
	Entertainment		38,223	472,440
	Vehicle repair expense		2,557,056	2,499,330
	Petrol and Lubricant		1,903,042	2,608,826
	Advertisement		365,776	136,321
	Profit Payment		55,000,000	50,000,000
	Foreign Training		-	2,201,585
	Appointment Expense		38,000	54,600
	World Housing Day		171,970	65,997
	Audit Fee		370,999	-
	Dressing & Cleaning		184,616	-
	Honorium		40,500	-
	Bad Debts		18,873,960	23,592,449
	Total (A+B)		344,896,743	331,183,556
26.00	Repair & Maintenance Expense			
	Repair and Maintenance Expense		42,068,590	13,361,379
			42,068,590	13,361,379



Notes	Particulars	Sub-Notes	Amount in BDT	
			30 June 2018	30 June 2017
27.00	Depreciation Expense		61,596,867	65,463,847
28.00	Other Income		124,987,248	156,234,059
29.00	Interest on FDR		546,337,500	670,508,897
30.00	Interest on Bank		60,193,368	55,246,158
31.00	Financial Expense			
	Bank Charge & Excise Duty		1,374,528	837,833
	Excise Duty on FDR Interest		1,996,500	1,278,000
			3,371,028	2,115,833
32.00	Income Tax	32.01	61,987,757	71,701,883
32.01	Income Tax			
	TDS on Bank Interest		6,511,301	5,882,297
	TDS on FDR Interest		55,476,456	65,819,585
			61,987,757	71,701,883



National Housing Authority
Schedule of Property, Plant & Equipment
As at 30 June 2018

Particulars	Cost				Rate (%)	Depreciation			Written down value as on 30.06.2018	
	Balance as on 01.07.2017	Addition during the year	Disposal during the year	Balance as on 30.06.2018		Balance as on 01.07.2017	Depreciation charged during the year	Adjustment during the year		Balance as on 30.06.2018
	Land and Land Development	22,274,809,200	-	-		22,274,809,200	-	-		-
Building & Other Constructions	4,122,668,069	-	-	4,122,668,069	5%	57,574,306	-	3,028,756,253	1,093,911,816	
Vehicle & Machinery	102,142,005	-	-	102,142,005	20%	3,061,105	-	89,897,586	12,244,419	
Plant & Machinery	1,049,000	-	-	1,049,000	20%	49,275	-	851,899	197,101	
Furniture & Fixtures	5,488,030	-	-	5,488,030	20%	5,462,953	-	5,467,969	20,061	
Office Equipment	19,120,592	-	-	19,120,592	6%	4,001,163	-	4,908,329	14,212,263	
Total (As at 30 June 2018)	26,525,276,896	-	-	26,525,276,896		61,596,867	-	3,129,882,036	23,395,394,860	
Total (As at 30 June 2017)	26,522,776,896	2,500,000	-	26,525,276,896		65,463,847	-	3,068,285,169	23,456,991,728	



National Housing Authority
Division wise Statement of Profit or Loss and Other Comprehensive Income
For the year ended 30th June 2018

Particular	Head Office	Dhaka Circle	Chittagong Circle	Rajshahi Circle	EM Division	Dhaka Division 1	Dhaka Division 2	Mirpur Gr. Division 2	Chittagong Division	Dinajpur Division	Khulna Division	Sylhet Division	Rajshahi Division	Total
Revenue	4,653,178,663	-	-	-	-	16,052,160	8,031,905	16,943,000	58,934,114	30,937,460	29,098,560	24,013,431	28,104,624	4,865,293,917
Cost of Good Sold	3,006,919,585	-	-	-	-	-	-	-	-	-	-	-	-	3,006,919,585
Less: Expenses	209,062,991	5,642,715	4,252,222	2,201,786	6,769,011	35,059,649	48,011,656	22,334,150	38,141,244	13,341,965	26,495,203	17,685,220	19,564,388	448,562,200
Administrative Expense	147,466,124	5,642,715	4,252,222	2,201,786	6,769,011	30,517,377	39,511,656	20,334,150	23,921,504	11,019,105	22,960,826	13,831,523	16,468,744	344,896,743
Repair & Maintenance Expense	-	-	-	-	-	4,542,272	8,500,000	2,000,000	14,219,740	2,322,860	3,534,377	3,853,697	3,095,644	42,068,590
Depreciation Expense	61,596,867	-	-	-	-	-	-	-	-	-	-	-	-	61,596,867
Gross Profit/Loss	1,437,196,117	(5,642,715)	(4,252,222)	(2,201,786)	(6,769,011)	(19,007,489)	(39,979,751)	(5,391,150)	20,792,870	17,595,495	2,603,357	6,328,210	8,540,236	1,409,812,161
Add: Non-Operating Income	683,391,947	-	-	-	160,639	5,219,351	10,486,172	5,078,995	10,783,265	3,053,011	3,452,220	2,812,663	7,079,853	731,518,116
Other Income	124,987,248	-	-	-	-	-	-	-	-	-	-	-	-	124,987,248
FDR Interest Received	546,337,500	-	-	-	160,639	5,219,351	10,486,172	5,078,995	10,783,265	3,053,011	3,452,220	2,812,663	7,079,853	546,337,500
Bank Interest Received	12,067,199	-	-	-	-	-	-	-	-	-	-	-	-	12,067,199
Less: Non-Operating Expense	2,133,340	-	-	3,995	8,163	142,115	292,811	175,559	97,992	81,718	145,230	114,949	175,157	3,371,028
Financial Expense	2,118,454,724	(5,642,715)	(4,252,222)	(2,205,781)	(6,616,535)	(13,930,253)	(29,786,390)	(487,713)	31,478,142	20,566,789	5,910,347	9,025,924	15,444,932	2,137,959,250
Net Profit/Loss before Tax	2,118,454,724	(5,642,715)	(4,252,222)	(2,205,781)	(6,616,535)	(13,930,253)	(29,786,390)	(487,713)	31,478,142	20,566,789	5,910,347	9,025,924	15,444,932	2,137,959,250
Less: Tax on Bank Interest	56,683,174	-	-	-	16,588	667,885	1,208,829	506,463	1,148,681	332,198	356,468	359,484	707,986	61,987,757
Tax Deducted at Source	56,683,174	-	-	-	16,588	667,885	1,208,829	506,463	1,148,681	332,198	356,468	359,484	707,986	61,987,757
Net Profit/Loss after Tax	2,061,771,550	(5,642,715)	(4,252,222)	(2,205,781)	(6,633,122)	(14,598,138)	(30,995,219)	(994,176)	30,329,461	20,234,591	5,553,878	8,666,440	14,736,945	2,075,971,492



National Housing Authority
Schedule of Fixed Deposit Receipt
As on 30 June 2018

SL. No.	Bank Name & Branch	FDR Number	Opening Date	Maturity Date	Principal Amount	Opening Balance	Addition	Encashment	Adjustment	Interest	TDS	Excise Duty	Closing Balance
1	Agrani Bank Ltd. Principal Br. Dhaka	01100815/10993-3	01/08/12	01/08/17	30,000,000	44,620,598	-	-	-	-	-	-	44,620,598
2	Agrani Bank Ltd. Dolgavbar Br. Dhaka	002767/4665	11/26/15	11/26/16	24,235,675	24,228,175	-	-	-	-	-	-	24,228,175
3	Agrani Bank Ltd. Green road corporate Br. Dhaka	0534602/020004317898	04/23/15	04/23/17	60,856,090	68,987,587	-	72,052,028	-	3,449,379	344,938	40,000	-
4	Agrani Bank Ltd. Green road corporate Br. Dhaka	0534606/0200004324457/0200004649844	04/29/15	04/29/17	20,662,126	22,227,779	-	-	-	-	-	-	22,227,779
5	Agrani Bank Ltd. Green road corporate Br. Dhaka	11A-0534628/0200005075670/686	06/15/15	06/14/17	60,851,090	65,202,368	-	-	-	-	-	-	65,202,368
6	Agrani Bank Ltd. Malibahar Br. Dhaka	0936010/02000051097180/187	07/06/15	07/06/17	15,401,269	16,502,661	-	-	-	907,646	90,765	7,500	17,312,043
7	Agrani Bank Ltd. Malibahar Br. Dhaka	0936015/0200005197010/020000519-7003	07/26/15	07/27/19	181,106,958	203,725,433	-	212,843,078	-	10,186,272	1,018,627	50,000	-
8	Agrani Bank Ltd. Malibahar Br. Dhaka	0532680/0200003825599/0200003825606	12/24/14	12/24/15	50,000,000	54,035,000	-	-	-	-	-	-	54,035,000
9	Agrani Bank Ltd. New Eskaton Br. Dhaka	0576231/0200005638719/0200005638720	10/12/15	10/12/16	60,000,000	65,426,364	-	66,757,956	-	1,479,545	147,955	-	66,717,955
10	Agrani Bank Ltd. New Eskaton Br. Dhaka	0576231/0200005638719/0200005638720	10/12/15	10/12/16	60,000,000	65,411,364	-	-	-	2,411,361	241,136	12,000	28,280,834
11	Agrani Bank Ltd. New Eskaton Br. Dhaka	0576240/0200006247991	02/02/16	02/02/17	24,232,500	26,122,609	-	-	-	1,479,545	147,955	25,000	66,717,955
12	Agrani Bank Ltd. New Eskaton Br. Dhaka	0576242/0200006250160	02/02/16	02/02/17	9,934,301	10,603,366	-	-	-	2,411,361	241,136	12,000	28,280,834
13	Agrani Bank Ltd. New Eskaton Br. Dhaka	0576241/0200006249983	02/03/16	02/03/17	3,038,499	3,242,098	-	1,106,630	-	148,194	14,819	2,500	3,038,499
14	Agrani Bank Ltd. New Eskaton Br. Dhaka	0576207/0200003829610/0200003829609	12/30/14	12/30/15	50,000,000	57,675,369	-	334,473	-	3,163,334	316,333	25,000	60,497,369
15	Agrani Bank Ltd. New Eskaton Br. Dhaka	0576206/0200003829579/0200006829580	12/30/14	12/30/15	50,000,000	57,675,369	-	-	-	3,163,334	316,333	10,000	60,512,369
16	Agrani Bank Ltd. New Eskaton Br. Dhaka	0576216/0200003855927	01/18/15	01/18/17	105,825,319	123,339,258	-	-	-	5,794,036	579,404	25,000	128,528,891
17	Agrani Bank Ltd. Principal Br. Dhaka	5639287	10/13/15	10/12/16	60,000,000	59,985,000	-	-	-	3,521,925	352,193	15,000	59,985,000
18	Agrani Bank Ltd. Malibahar Branch, Dhaka	0936036/0200005644784/0200005644798	10/15/15	10/14/16	60,000,000	64,035,000	-	-	-	2,065,174	206,517	4,500	67,189,733
19	Agrani Bank Ltd. New Eskaton Br. Dhaka	0576249/020001771828	11/27/16	11/27/16	25,852,039	25,844,539	-	-	-	-	-	-	50,000,000
20	Agrani Bank Ltd. Malibahar Branch, Dhaka	63036	08/17/17	08/17/24	50,000,000	50,000,000	-	-	-	-	-	-	50,000,000
21	Agrani Bank Ltd. New Eskaton Branch, Dhaka	0200009482870/9200009582764	03/06/17	03/06/18	40,000,000	40,000,000	-	-	-	-	-	-	40,000,000
22	Agrani Bank Ltd. New Eskaton Branch, Dhaka	0576247/02000088558854/02000088558853	08/16/16	08/16/17	169,679,698	169,679,698	-	-	-	169,679,698	-	-	169,679,698
23	Agrani Bank Ltd. New Eskaton Branch, Dhaka	0576249/0200009239406/0200009239393	11/27/16	11/27/17	25,852,039	25,852,039	-	-	-	-	-	-	25,852,039
24	Agrani Bank Ltd. New Eskaton Branch, Dhaka	0936100/0200009176935/0200009176875	11/06/16	11/06/17	127,029,838	127,029,838	-	-	-	-	-	-	127,029,838
25	AB Bank PLC. Imambari Branch	3509629	08/17/17	08/17/24	10,000,000	10,000,000	-	-	-	755,000	75,500	14,500	10,665,000
26	AB Bank PLC. Karwan Bazar Branch	3531955	12/10/17	12/10/24	5,000,000	5,000,000	-	-	-	-	-	-	5,000,000
27	AB Bank PLC. Karwan Bazar Branch	3531850	10/15/17	10/15/24	15,000,000	15,000,000	-	-	-	-	-	-	15,000,000
28	AB Bank PLC. Karwan Bazar Branch	3531658	08/13/17	08/13/24	10,000,000	10,000,000	-	-	-	-	-	-	10,000,000
29	Bangladesh Commerce Bank Ltd. Gulshan Br.	A145439/1081	08/02/12	08/02/16	10,000,000	14,494,910	-	15,396,089	-	1,014,644	101,464	12,000	10,000,000
30	Bangladesh Krishi Bank, Karwan Bazar Corporate	582266/3664	10/30/11	10/30/16	20,000,000	31,869,348	-	-	-	1,753,277	175,323	12,000	33,435,252
31	Bangladesh Krishi Bank, Khamarbari Br. Dhaka	584512/2269	09/26/11	09/26/16	23,550,439	37,313,127	-	-	-	2,052,634	307,895	12,000	39,045,866
32	Bangladesh Krishi Bank, Local Principal Office, Dhaka	591060/4001-0330151699	03/29/11	03/29/17	106,541,900	180,941,199	-	189,058,553	-	9,047,060	904,706	25,000	-
33	Bangladesh Krishi Bank, Local Principal Office, Dhaka	591062/151715	04/04/11	04/04/17	14,317,391	24,082,444	-	25,154,154	-	1,204,122	120,412	12,000	-
34	Bangladesh Krishi Bank, Local Principal Office, Dhaka	591224/15333	09/15/11	09/15/16	65,236,303	103,810,591	-	-	-	5,710,408	571,041	25,000	108,924,958
35	Bangladesh Krishi Bank, Local Principal Office, Dhaka	672633/18028	10/10/13	10/10/16	33,365,000	42,811,810	-	-	-	2,355,062	235,506	12,000	44,919,366
36	Bangladesh Krishi Bank, Mirpur Br. Dhaka	583672/1843	03/27/11	03/27/17	50,000,000	84,927,676	-	88,727,083	-	4,249,341	424,934	25,000	-
37	Bangladesh Krishi Bank, Tajmohal road Mohammadpur, Dhaka	577278/2007	01/02/08	01/02/17	93,272,000	204,729,441	-	-	-	11,217,523	1,682,628	25,000	214,239,336
38	Bangladesh Krishi Bank, Tajmohal road Mohammadpur, Dhaka	577278/2008	01/08/08	01/08/17	2,521,000	5,523,842	-	-	-	369,002	36,900	2,500	5,853,444
39	Bangladesh Krishi Bank, Tajmohal road Mohammadpur, Dhaka	615213/2204/4105-03322047	04/04/11	04/04/17	100,000,000	168,508,938	-	176,041,859	-	8,397,690	839,769	25,000	-
40	Bangladesh Krishi Bank, Tajmohal road Mohammadpur, Dhaka	577274/20085	01/08/08	01/08/09	4,788,015	5,523,842	-	-	-	369,002	36,900	2,500	5,853,444
41	Bank Asia Ltd. Faribug Br. Dhaka	0286949/50	12/02/16	12/02/16	33,229,977	38,892,303	-	40,805,472	-	2,139,077	213,908	12,000	-
42	Bank Asia Ltd. Faribug Br. Dhaka	0287103/207/088555000207	10/08/15	10/08/17	50,000,000	50,000,000	-	-	-	8,500,000	850,000	40,000	57,610,000
43	Basic Bank Ltd. Bongshal road Br. Dhaka	085029/0618-01-0009411/2016	01/26/16	01/26/17	22,395,000	23,899,163	-	-	-	1,94,958	119,496	12,000	24,962,625
44	Basic Bank Ltd. Dhamondi Br. Dhaka	725357/2818-01-0000117	09/14/09	01/28/17	40,000,000	88,997,102	-	-	-	4,449,855	444,986	25,000	92,976,972

Annexure B



Sl. No.	Bank Name & Branch	FDR Number	Opening Date	Maturity Date	Principal Amount	Opening Balance	Addition	Encashment	Adjustment	Interest	TDS	Excise Duty	Closing Balance
45	Basic Bank Ltd. Gulshan Br. Dhaka	027826/2118-01-0003557	09/27/12	09/27/16	30,000,000	43,181,033	-	-	-	2,374,957	237,496	7,500	45,310,994
46	Basic Bank Ltd. Jessore Br	020955/2006/03005828/1818010000601	09/11/06	09/11/16	15,600,000	36,835,131	-	-	-	2,025,932	202,593	7,500	38,650,970
47	Basic Bank Ltd. Jessore Branch	057975/1818-01-0010575	11/08/15	11/08/16	14,400,000	15,364,500	-	-	-	845,048	84,505	7,500	16,117,543
48	Basic Bank Ltd. Jessore Branch	1818-01-0011071	11/08/15	05/18/17	28,000,000	29,504,500	-	-	-	1,475,225	147,523	12,000	30,820,203
49	Basic Bank Ltd. Jessore Branch	044654/1818-01-0010005	04/23/16	04/23/17	20,000,000	22,725,641	-	23,724,294	-	1,136,282	113,628	24,000	-
50	Basic Bank Ltd. Main Br. Dhaka	040798/03023604/0218-01-0002430	05/11/10	09/10/16	130,000,000	262,449,139	-	-	-	14,434,703	1,443,470	15,000	275,425,372
51	Basic Bank Ltd. Main Br. Dhaka	06135900/2118-01-0004931	03/20/12	03/20/17	10,000,000	233,269,564	-	244,299,869	-	11,663,478	583,174	50,000	-
52	Basic Bank Ltd. Main Branch, Dhaka	106478/0218-01-0019782	04/25/17	04/25/17	89,123,164	94,121,342	-	98,306,802	-	4,706,067	470,607	50,000	-
53	Basic Bank Ltd. Mirpur Br	030612/03005128/042218-01-0000252	09/14/09	09/14/16	10,000,000	20,148,340	-	-	-	1,108,159	110,816	7,500	21,138,183
54	Basic Bank Ltd. Mirpur Br	030612/03005113/2218-01-0000246	09/14/09	09/14/16	10,000,000	20,148,340	-	-	-	1,108,159	110,816	7,500	21,138,183
55	Basic Bank Ltd. Mirpur Br	030620/03005191/092218010000298/11	01/06/10	01/06/17	20,000,000	40,657,537	-	-	-	2,236,165	223,616	12,000	42,658,085
56	Basic Bank Ltd. Mirpur Br	030828/2218-01-0002121/11	09/22/11	09/22/16	39,218,328	62,664,457	-	-	-	3,446,545	344,655	15,000	65,751,348
57	Basic Bank Ltd. Mirpur Br. Dhaka	045541/2218-01-0004948/12	10/21/12	10/21/16	784,206,731	1,120,078,939	-	1,208,397,066	-	98,203,474	9,820,347	65,000	-
58	Basic Bank Ltd. Rajshahi Br	001586/55/080318-01-0001283	10/12/09	10/12/16	10,000,000	19,946,539	-	-	-	1,097,060	109,706	7,500	20,926,393
59	Basic Bank Ltd. Shantinagar Br. Dhaka	029457/03008570/0918-01-0000-925	08/12/08	08/12/16	101,489,250	205,546,559	-	-	-	11,256,672	1,125,667	15,000	215,706,113
60	Basic Bank Ltd. Shantinagar Br. Dhaka	029458/03008581/0918-01-0000-931	08/12/08	08/12/16	101,055,050	204,666,758	-	-	-	11,256,672	1,125,667	15,000	214,782,763
61	Basic Bank Ltd. Shantinagar Br. Dhaka	029847/0918-01-0004310	08/02/12	08/02/16	100,000,000	143,970,310	-	-	-	7,918,367	791,837	15,000	151,081,840
62	Basic Bank Ltd. Shantinagar Br. Dhaka	066568/0918-01-0006239/6254	03/05/13	03/05/17	40,000,000	55,699,411	-	58,155,884	-	2,784,971	278,497	50,000	-
63	Basic Bank Ltd. Sholashahar Br. Dhaka	032161/24180100009840	09/15/09	09/15/16	10,000,000	20,189,693	-	-	-	1,110,433	111,043	7,500	21,181,582
64	Basic Bank Ltd. Sholashahar Br. Dhaka	032117/0300010952418-01-0000371	09/12/08	09/12/16	119,450,000	282,981,799	-	-	-	15,563,999	1,556,400	15,000	296,974,399
65	Basic Bank Ltd. Sholashahar Br. Dhaka	032137/0300013462418-01-0000177	01/23/09	01/23/17	20,046,588	44,413,741	-	-	-	2,220,687	222,069	12,000	46,400,359
66	Basic Bank Ltd. Jessore Br Jessore	1818-01-0011921	08/13/17	08/13/17	23,500,000	-	23,500,000	-	-	-	-	-	23,500,000
67	Basic Bank Ltd. Mirpur Br. Dhaka	2218-01-0018833	06/05/18	06/05/18	784,206,731	-	784,206,731	-	-	-	-	-	784,206,731
68	Basic Bank Ltd. Sarmastid Road Branch, Dhaka	1505303529630004	12/28/17	12/28/19	7,500,000	-	7,500,000	-	-	-	-	-	7,500,000
69	Basic Bank Ltd. Sarmastid Road Branch, Dhaka	1505303529630004	03/19/18	03/19/19	10,000,000	-	10,000,000	-	-	-	-	-	10,000,000
70	City Bank Ltd. Nawabur Branch Dhaka	4431947500001	10/17/17	10/17/18	10,000,000	-	10,000,000	-	-	-	-	-	10,000,000
71	Dhaka Bank Ltd. Nandipara Br. Khligoan, Dhaka	266517	04/07/16	04/07/17	100,000,000	105,835,000	-	-	-	6,350,010	635,010	50,000	111,500,000
72	Exim Bank Ltd. Motiheel, Dhaka	0682868/00160101000026	05/12/16	05/12/17	43,390,000	46,221,198	49,101,633	-	-	3,235,484	323,548	31,500	45,828,769
73	Exim Bank Ltd. Motiheel Br. Dhaka	046782724-00160100515453	08/02/12	08/02/16	30,000,000	43,480,805	-	-	-	2,608,848	260,885	-	45,828,769
74	Exim Bank Ltd. Motiheel Branch, Dhaka	0683582/00160101037671	11/21/16	11/21/17	10,000,000	-	10,000,000	-	-	700,000	70,000	-	10,630,000
75	First Security Islami Bank Ltd. Rupnagar Br, Dhaka	0992808/0223246000000213	06/08/16	06/07/17	35,979,085	38,400,173	-	40,795,006	-	2,687,592	268,759	24,000	-
76	ICB Islami Bank Ltd. Uttara Br. Dhaka	0030158/0030080000-1259-8-000-30158	06/15/16	12/14/16	1,000,000,000	11,370,033	-	-	-	388,230	27,176	12,000	11,719,087
77	ICB Islami Bank Ltd., Kawran Bazar Branch, Dhaka	00288337/003002400039061-000-28337	10/06/16	10/06/17	20,000,000	20,000,000	-	20,000,000	-	-	-	-	-
78	ICB Islami Bank Ltd., Mirpur Branch, Dhaka	0030723/00300300350003646000030723	12/27/16	12/26/17	20,000,000	20,000,000	-	1,304,761	-	1,414,375	109,614	-	20,000,000
79	ICB Islami Bank Ltd., Mirpur Br. Dhaka	30035000036460	12/27/16	12/27/17	20,000,000	20,000,000	-	1,277,500	-	1,419,444	141,944	-	20,000,000
80	ICB Islami Bank Ltd., Karwan Bazar Br. Dhaka	30024000039061	10/06/16	10/06/17	20,000,000	20,000,000	-	21,258,000	-	1,419,444	141,944	19,500	-
81	ICB Islami Bank Ltd., Uttara Br. Dhaka	30038100002598	06/15/16	06/16/19	10,000,000	10,735,822	-	-	-	718,012	71,801	12,000	11,370,033
82	ICB Islami Bank Ltd., New Market Br Dhaka	30010000035275	08/17/17	08/17/18	30,000,000	-	30,000,000	-	-	-	-	-	30,000,000
83	IFIC Bank Ltd. Lalmitia Br. Dhaka	1218376	04/12/16	04/12/17	44,962,040	47,577,319	-	-	-	2,854,639	285,464	-	50,146,495
84	IFIC Bank Ltd. Lalmitia Br. Dhaka	1217727	06/23/15	06/22/17	17,227,808	19,648,199	-	19,648,199	-	-	-	-	-
85	IFIC Bank Ltd. Lalmitia Br. Dhaka	1217726	06/23/15	06/22/17	53,445,231	60,980,049	-	-	-	4,268,618	426,862	-	64,821,805
86	IFIC Bank Ltd. Matihel Br. Dhaka	1247380/1001-572023-200	12/24/14	06/24/17	50,000,000	59,302,160	-	62,986,621	-	4,149,401	414,940	50,000	-
87	IFIC Bank Ltd. Matihel Br. Dhaka	1265762	12/27/15	12/27/16	79,965,709	85,333,496	-	89,916,504	-	5,120,010	512,001	25,000	-
88	IFIC Bank Ltd. Santinagar Br. Dhaka	1264627	01/26/16	01/26/17	30,000,000	31,747,500	-	-	-	1,746,113	174,611	-	33,319,001
89	IFIC Bank Ltd. Santinagar Br. Dhaka	1273139	01/03/17	01/03/18	17,979,313	17,979,313	-	-	-	1,078,759	107,876	12,000	18,938,196
90	IFIC Bank Ltd., Motiheel Branch, Dhaka	1273048	11/21/16	11/21/17	10,000,000	10,000,000	-	10,526,500	-	600,000	60,000	13,500	-
91	IFIC Bank Ltd., Motiheel Br. Dhaka	1306958	12/27/17	12/27/18	89,916,504	-	89,916,504	-	-	-	-	-	89,916,504
92	IFIC Bank Ltd. Lalmitia Br	1277053	12/06/17	12/06/18	7,500,000	-	7,500,000	-	-	-	-	-	7,500,000
93	IFIC Bank Ltd. Lalmitia Br	1277118	12/26/17	12/26/18	10,000,000	-	10,000,000	-	-	-	-	-	10,000,000
94	IFIC Bank Ltd. Motiheel Br. Dhaka	1273588	12/06/17	12/06/18	7,500,000	-	7,500,000	-	-	-	-	-	7,500,000
95	IFIC Bank Ltd. Motiheel Br. Dhaka	1306952	12/26/17	12/26/18	10,000,000	-	10,000,000	-	-	-	-	-	10,000,000
96	IFIC Bank Ltd. Stock Exchange Branch	1240564	12/28/17	12/28/17	10,000,000	-	10,000,000	-	-	-	-	-	10,000,000
97	Jananta Bank Ltd. Janata Bhaban Ct. Br. Dhaka	003043512	10/13/15	10/12/16	50,000,000	53,352,500	-	-	-	2,935,212	293,521	25,000	55,969,191
98	Jananta Bank, Janata Bhaban Corporate Br, Dhaka	0558090/003043218	07/26/15	07/26/17	1,115,816,362	1,196,125,140	-	139,492,715	-	65,787,708	6,578,771	25,000	1,115,816,362



Sl. No.	Bank Name & Branch	FDR Number	Opening Date	Maturity Date	Principal Amount	Opening Balance	Addition	Encashment	Adjustment	Interest	TDS	Excise Duty	Closing Balance
99	Janata Bank, Janata Bhaban Corporate Br, Dhaka	0558094/2043257	08/03/15	08/03/16	125,689,837	134,709,505	-	-	-	7,409,847	740,985	25,000	141,353,367
100	Janata Bank, Janata Bhaban Corporate Br, Dhaka	0760128/003043575	11/02/15	11/02/16	135,412,411	144,014,951	-	-	-	7,921,647	1,188,247	25,000	150,723,351
101	Janata Bank, Janata Bhaban Corporate Br, Dhaka	0558017/003042507	01/25/16	01/25/17	122,232,760	141,021,619	-	-	-	7,051,081	705,108	25,000	147,342,592
102	Janata Bank, Janata Bhaban Corporate Br, Dhaka	0760176/003044045	02/18/16	02/18/17	51,445,405	54,491,406	-	5,336,886	-	2,724,571	408,686	25,000	51,445,405
103	Janata Bank, Janata Bhaban Corporate Br, Dhaka	0558084/003043756	05/07/16	07/05/17	74,420,107	79,748,354	-	-	-	4,386,985	438,699	25,000	83,671,640
104	Janata Bank, Janata Bhaban corporate Br, Dhaka	0558062/003042941	05/15/15	05/17/17	60,856,030	68,550,077	-	71,438,455	-	3,427,504	514,126	25,000	-
105	Janata Bank Ltd., Janata Bhavan Corporate Branch, Dhaka	0760329/003044565	07/25/16	07/25/17	17,548,404	17,540,904	-	-	-	965,162	144,774	12,000	18,349,292
106	Janata Bank, Janata Bhaban corporate Br, Dhaka	0558070/003043028/003043028	05/16/15	05/26/17	65,209,379	73,455,949	-	76,527,827	-	3,672,798	550,920	50,000	-
107	Madhumati Bank Ltd. Motijheel Br, Dhaka	0002157/11012550000140	06/30/14	12/30/16	104,238,751	132,673,862	-	140,507,386	-	8,737,249	873,725	30,000	-
108	Madhumati Bank Ltd. Motijheel Br, Dhaka	0001394/11012550000209	08/19/14	08/19/16	100,000,000	119,743,108	-	-	-	18,863,511	1,886,351	55,000	136,665,268
109	Madhumati Bank Ltd. Motijheel Br, Dhaka	000025/110125500000003	10/01/13	10/01/16	50,000,000	66,037,832	-	-	-	10,403,412	1,040,341	55,000	75,345,903
110	Madhumati Bank Ltd. Motijheel Br, Dhaka	110125500000018/10	01/21/14	01/21/16	20,000,000	25,764,952	-	-	-	3,597,704	359,770	19,500	28,983,385
111	Meodha Bank Ltd. Motijheel Br, Dhaka	1103-255000000243	12/28/17	12/28/17	20,000,000	20,000,000	20,000,000	-	-	-	-	-	20,000,000
112	NCC Bank Ltd. Bangladesh Road Br, Dhaka	0264972/100/15/0330028629	09/15/15	09/16/16	10,000,000	10,765,000	-	11,334,310	-	645,900	64,590	12,000	-
113	One Bank Ltd. Mirpur Br, Dhaka	OBL192749/A/C01141/20021926	06/15/16	09/14/17	2,000,000	21,047,412	-	-	-	1,261,168	126,117	-	22,182,464
114	One Bank Ltd. Mirpur Br, Dhaka	192948/01141/20023976	03/27/17	09/27/17	10,000,000	10,123,750	-	-	-	682,496	66,000	12,000	10,728,246
115	One Bank Ltd. Mirpur Branch, Dhaka	19247/01141/20023965	03/21/18	03/21/18	52,338,000	52,338,000	-	-	-	682,496	66,000	12,000	52,338,000
116	One Bank Ltd. Elephant Road Branch Dhaka	0274140000507	04/17/18	04/17/18	10,000,000	10,000,000	10,000,000	-	-	-	-	-	10,000,000
117	One Bank Ltd., Elephant Road Branch Dhaka	0124140000518	06/28/18	06/28/18	10,000,000	10,000,000	10,000,000	-	-	-	-	-	10,000,000
118	One Bank Ltd., Kawanbazar Branch Dhaka	01241400002364	10/15/17	10/15/17	20,000,000	20,000,000	20,000,000	-	-	-	-	-	20,000,000
119	One Bank Ltd. Mirpur Br, Dhaka	0114140002433	06/28/18	06/28/18	20,000,000	20,000,000	20,000,000	-	-	-	-	-	20,000,000
120	One Bank Ltd. Mirpur Br, Dhaka	0114140002433	08/02/16	08/02/16	50,000,000	73,047,027	-	77,897,702	-	5,478,527	547,853	80,000	20,000,000
121	SIBL Principal Br, Dhaka	10992266/53300190243	08/16/16	09/14/16	1,000,000	10,580,301	-	10,715,538	-	171,950	17,193	19,500	-
122	SIBL Rampura Br, Dhaka	10290023/0415310020423	08/03/15	08/03/16	259,342,539	277,985,202	-	-	-	15,290,011	1,529,001	25,000	291,721,212
123	Sonali Bank Ltd. Local office Br, Dhaka	0803207/550311121	07/15/15	07/16/17	52,789,752	56,560,614	-	-	-	5,135,168	513,516	25,000	61,572,666
124	Sonali Bank Ltd. Motijheel Br, Dhaka	0803189/55030949	05/12/16	05/12/17	30,849,243	30,849,243	-	-	-	-	-	-	30,849,243
125	Standard Bank Ltd. Karwanbazar Br, Dhaka	186162/20055000062	10/16/17	10/16/25	18,613,781	18,613,781	-	-	-	-	-	-	18,613,781
126	Standard Bank Ltd. Karwanbazar Br, Dhaka	20055000196	07/20/15	01/20/17	33,572,577	33,572,577	-	-	-	-	-	-	33,572,577
127	Standard Bank Ltd. New Eskaton Br, Dhaka	162742/08155000244	01/02/18	01/02/26	7,500,000	7,500,000	7,500,000	-	-	-	-	-	7,500,000
128	Standard Bank Ltd. New Eskaton Br, Dhaka	40135300005593	09/20/15	09/20/16	30,000,000	32,152,500	-	33,796,892	-	1,848,769	184,877	19,500	-
129	Shahjalal Islami Bank Ltd. Banani Branch	206136/0074-033000-2207	08/06/17	02/06/19	27,825,244	27,825,244	-	-	-	895,408	89,541	-	28,631,111
130	Trust Bank Ltd. Mohakhali Br, Dhaka	1041402000000550	08/04/16	08/04/23	26,257,123	26,257,123	-	27,588,930	-	1,509,785	150,978	27,000	-
131	United Commercial Bank Ltd. Teigaon Br, Dhaka	1041404000000207	08/25/13	08/25/16	50,000,000	64,696,827	-	-	-	3,558,325	355,833	15,000	67,884,320
132	BASIC BANK LTD., Main Branch, Motijheel, Dhaka	056043/0218-01-00-11881	08/07/16	11/07/16	3,500,000	35,000,000	-	-	-	-	-	-	35,000,000
133	Standard Bank Ltd. Newskaton Branch, Dhaka	162802/08155000304	06/10/18	06/10/23	20,000,000	20,000,000	10,000,000	-	-	-	-	-	10,000,000
134	Bank Asia Ltd. Holy Family RCMCH Branch	083550000373	08/17/17	08/17/23	20,000,000	20,000,000	20,000,000	-	-	-	-	-	20,000,000
135	Bank Asia Ltd. Holy Family RCMCH Branch	083550000240	10/16/17	10/16/23	20,000,000	20,000,000	20,000,000	-	-	-	-	-	20,000,000
136	Bank Asia Ltd. BSMAMU Branch, Dhaka	085550000390	01/02/17	01/02/18	48,722,786	48,722,786	-	-	-	2,679,753	267,975	12,000	51,122,564
137	Bank Asia Ltd.	0287221/08550000327	01/05/17	01/05/18	15,000,000	15,000,000	15,000,000	-	-	825,000	82,500	12,000	15,730,500
138	Basic Bank Ltd. Jessore Branch, Jessore	074756/1818010011531	03/20/17	03/20/18	50,000,000	50,000,000	50,000,000	-	-	2,500,000	125,000	37,000	-
139	BASIC BANK LTD. Main Branch, Motijheel, Dhaka	122530/0218-01-0020598	11/17/16	11/17/17	20,000,000	20,000,000	20,000,000	-	-	1,100,000	165,000	7,500	20,927,500
140	Basic Bank Ltd., Jessore Branch, Jessore.	1818-01-0011413	09/16/15	09/16/17	10,846,000	10,846,000	10,846,000	-	-	813,450	81,345	12,000	11,566,105
141	First Security Islami Bank Ltd., Mohpur Ring Road Branch, Dhaka	0987555/013324600001811											



Annexure B

Sl. No.	Bank Name & Branch	FDR Number	Opening Date	Maturity Date	Principal Amount	Opening Balance	Addition	Encashment	Adjustment	Interest	TDS	Excise Duty	Closing Balance
143	Mercantile Bank Ltd., Engineer Institute Branch, Dhaka.	0289688/114241320922008	03/19/17	03/19/18	20,000,000	-	20,000,000	-	-	1,300,000	130,000	-	21,170,000
144	Mercantile Bank Ltd., Inamganj Branch, Dhaka.	0321403/116941320918061	03/19/17	03/19/18	10,000,000	-	10,000,000	-	-	650,000	65,000	-	10,585,000
145	Mercantile Bank Ltd., Main Branch, Dhaka.	0218101/110141320492651	02/09/18	02/09/19	50,000,000	-	50,000,000	-	-	-	-	-	50,000,000
146	Mercantile Bank Ltd., Main Branch, Dhaka.	0218488/110141320927437	03/19/17	03/19/18	10,000,000	-	10,000,000	-	-	552,500	-	-	10,552,500
147	Mercantile Bank Ltd., Sat Masjid Road Branch, Dhaka.	0286978/112341321003243	03/27/17	03/27/18	20,000,000	-	20,000,000	-	-	1,300,000	130,000	-	21,170,000
148	Mutual Trust Bank Ltd., Bashundhara Branch, Dhaka.	273056/28396/16	11/22/16	11/22/17	30,000,000	-	30,000,000	31,533,000	-	1,725,000	172,500	19,500	-
149	NRBC Bank Ltd. Principal Branch, Dhaka.	010171200000464	08/17/17	08/17/25	10,000,000	-	10,000,000	-	-	-	-	-	10,000,000
150	NRBC Bank Ltd., Main Branch, Dhaka.	0001539/010147800000002	08/07/16	08/07/17	42,495,147	42,495,147	-	45,344,069	-	3,187,136	318,714	19,500	-
151	Premier Bank Ltd., Bashundhara Branch, Dhaka.	0176576/015524600000015	08/31/16	08/31/17	14,481,458	14,481,458	-	-	-	977,498	97,750	19,500	15,341,706
152	Pubali Bank Ltd., Basabo Branch, Dhaka.	0955194/22731-7	11/21/16	11/21/17	10,000,000	10,000,000	-	-	-	608,333	60,833	-	10,547,500
153	Standard Bank Ltd., Kawran Bazar Branch, Dhaka.	186209/20055000111	01/05/17	01/05/18	74,396,742	74,396,742	-	-	-	-	-	-	74,396,742
				Total =	8,857,335,836	9,073,525,044	1,894,807,835	3,561,827,723	-	546,337,500	55,476,456	1,996,500	7,895,369,700



National Housing Authority
Schedule of Bank Balance
As on 30 June 2018

Annexure C

Head Office

SL. NO.	Name of the Bank	30 June 2018	30 June 2017
1	One Bank PLC A/C: 0113000000066	753,726	603,078
2	One Bank PLC A/C: 0541020007099	-	-
3	One Bank PLC A/C: 0113000000805	-	-
4	One Bank PLC A/C: 0543000000289	-	-
5	One Bank PLC A/C: 0113000000022	16,522,401	2,242,681
6	One Bank PLC A/C: 0541020008455	-	-
7	One Bank PLC A/C: 0113000000077	175,847,591	115,243,725
8	One Bank PLC A/C: 0113000000055	162,329,160	4,586,052
9	One Bank PLC A/C: 0113000000199	27,319,155	22,664,506
10	One Bank PLC A/C: 0115034300005	7,658,751	15,840,554
11	Basic Bank PLC A/C: 2816-01-0000218	3,560,214	5,183,874
	Unreconcile Balance	126,462,347	(282,522,122)
	Total =	520,453,345	(116,157,653)

EM Division

SL. NO.	Name of the Bank	30 June 2018	30 June 2017
1	Basic Bank Ltd. - Dhaka Main Br. - 0000859	-	-
2	Basic Bank Ltd. - Dhaka Main Br. - 0000745	97,735	1,091,138
3	Sonali Bank PLC - Supreme Court Br. - 1907	161,213,034	144,387,076
4	One Bank PLC - Mirpur Br. - 179	5,433,573	3,692,736
5	One Bank PLC - Mirpur Br. - 521	350,220	-
	Unreconcile Balance	(100,824,584)	(82,850,779)
	Total =	66,269,978	66,320,171

Dhaka Division 1

SL. NO.	Name of the Bank	30 June 2018	30 June 2017
1	Basic Bank Ltd. - Mirpur Br. - STD-2216.01-0000211	-	-
2	Basic Bank Ltd. - Mirpur Br. - STD-2216.01-0000301	877,265	163,985
3	Basic Bank Ltd. - Mirpur Br. - STD-2216.01-0000717	-	-
4	Basic Bank Ltd. - Mirpur Br. - STD-2216.01-0000233	1,060,580	688,036
5	Basic Bank Ltd. - Mirpur Br. - STD-2216.01-0000240	-	-
6	Basic Bank Ltd. - Mirpur Br. - STD-2216.01-0000318	-	-
7	Basic Bank Ltd. - Mirpur Br. - STD-2216.01-0000331	2,642,428	1,059,278
8	Basic Bank Ltd. - Mirpur Br. - STD-2216.01-0000324	-	-
9	Basic Bank Ltd. - Mirpur Br. - STD-2216.01-0000541	3,143,875	2,461,826
10	Basic Bank Ltd. - Mirpur Br. - STD-2216.01-0000564	-	-
11	Basic Bank Ltd. - Mirpur Br. - STD-2216.01-0000593	7,219,226	7,667,910
12	Basic Bank Ltd. - Mirpur Br. - STD-2216.01-0000603	-	-
13	Basic Bank Ltd. - Mirpur Br. - STD-2216.01-0000610	-	-
14	Basic Bank Ltd. - Mirpur Br. - STD-2216.01-0000701	-	-
15	Basic Bank Ltd. - Mirpur Br. - STD-2216.01-0000045	25,199,231	13,999,922
16	One Bank PLC - Mirpur Br. - 13	4,827,015	6,946,219
17	Modhumoti Bank Ltd. - 00024	16,853,093	25,993,651
18	NRB Commercial Bank PLC - 0003	124,381,755	143,782,445
19	NRB Commercial bank PLC - 0007	1,745,651	849,365
20	NRB Commercial bank PLC - 0013	-	-
21	ONE bank PLC - 0722	-	-
22	Modhumoti bank Ltd. - 0012	21,664,633	11,102,979
	Unreconcile Balance	113,971,879	25,445,070
	Total =	323,586,632	240,160,685



SL. NO.	Name of the Bank	30 June 2018	30 June 2017
Dhaka Division 2			
SL. NO.	Name of the Bank	30 June 2018	30 June 2017
1	Basic Bank Ltd. - 556	33,658,300	16,913,471
2	Basic Bank Ltd. - 514	70,716,910	20,369,130
3	Basic Bank Ltd. - 111	-	-
4	Basic Bank Ltd. - 343	6,284,717	6,903,579
5	Basic Bank Ltd. - 409	-	-
6	Sonali Bank PLC - 372	-	-
7	Basic Bank Ltd. - 311	-	-
8	Basic Bank Ltd. - 253	-	-
9	Basic Bank Ltd. - 364	197,856,917	115,883,018
10	Basic Bank Ltd. - 262	-	-
11	Basic Bank Ltd. - 262	-	-
12	Basic Bank Ltd. - 291	45,952	45,609
13	Basic Bank Ltd. - 227	21,463,293	20,791,222
14	Basic Bank Ltd. - 231	573,983	703,985
15	Basic Bank Ltd. - 156	3,120,310	1,847,723
16	Basic Bank Ltd. - 224	3,185,431	4,363,163
17	Basic Bank Ltd. - 541	922,899	601,494
18	Basic Bank Ltd. - 191	16,222,929	24,837,299
19	Janata Bank PLC - 486	-	-
20	Janata Bank PLC - 511	6,486,510	2,443,623
21	Basic Bank Ltd. - 504	1,937,215	370,172
22	Basic Bank Ltd. - 327	949,790	972,987
23	One Bank Ltd. - 22	-	-
24	One Bank PLC - 11	4,460,059	7,062,435
25	One Bank PLC - 56	1,385,209	2,802,725
26	Basic Bank Ltd. - 218	3,560,214	5,183,874
27	One Bank PLC - 519	-	-
28	Mercantile Bank PLC - 427	3,829,396	7,282,616
29	Mercantile Bank PLC - 463	25,892,373	14,977,834
30	Mercantile Bank PLC - 214 (Old)	2,732,103	-
31	Mercantile Bank PLC - 214 (New)	-	-
32	Shahjalal Islami Bank PLC - 823	-	-
33	One Bank PLC - 187	-	-
34	Basic Bank Ltd. - 783	5,081,541	4,922,946
35	Basic Bank Ltd. - 796	30,879,700	-
36	Basic Bank Ltd. - 760	9,525	-
37	Basic Bank Ltd. - 866	-	-
38	Basic Bank Ltd. - 819	-	-
39	Social Islami Bank PLC - 098	9,271,987	-
40	Basic Bank Ltd. - 132	-	-
41	NRB Bank PLC - 898	-	-
42	One Bank PLC - 314	-	-
43	Basic Bank Ltd. - 359	21,574,164	20,898,555
	Unreconcile Balance	(7,199,342)	21,876,419
	Total =	464,902,086	302,053,878

Mirpur Gr. Division 2

SL. NO.	Name of the Bank	30 June 2018	30 June 2017
1	Basic Bank Ltd. - 0262	-	-
2	Basic Bank Ltd. - 0506	-	-
3	Basic Bank Ltd. - 0587	896,943	1,675,683



SL. NO.	Name of the Bank	30 June 2018	30 June 2017
4	Basic Bank Ltd. - 0626	14,471,294	6,374,121
5	Basic Bank Ltd. - 0632	-	-
6	Basic Bank Ltd. - 0678	-	-
7	Basic Bank Ltd. - 0691	-	-
8	Basic Bank Ltd. - 0051	-	-
9	Basic Bank Ltd. - 0895	3,115,326	1,294,086
10	Basic Bank Ltd. - 0848	50,010,075	77,220,733
11	Basic Bank Ltd. - 0558	19,623	278,269
12	Basic Bank Ltd. - 0571	-	-
13	Basic Bank Ltd. - 0741	-	-
14	Basic Bank Ltd. - 0496	6,174,082	5,741,623
15	One Bank PLC - 0021	-	-
16	One Bank PLC - 0215	70,686,211	49,119,402
17	One Bank PLC - 0113000000474	999,256	-
19	Basic Bank Ltd. - Chairman A/C: 2216-01-0000211 (Closed)	-	-
20	Agrani Bank PLC - 0200009903489	29,029,300	4,074,240
21	Basic Bank Ltd. - Dohar Flat A/C: 2216-01-0000762	2,314,585	2,244,296
22	Basic Bank Ltd. - Dhanmondi Flat A/C: 6416-01-0000181	531,952	-
23	Basic Bank Ltd. - Dohar Flat A/C: 2216-01-0001231	-	-
24	One Bank PLC - 0115034300048	6,722,185	13,575,089
25	Brac Bank PLC - 1549103915802001	610,351	-
	Unreconcile Balance	(49,245,126)	(29,658,462)
	Total =	136,336,055	131,939,080

Chittagong Division

SL. NO.	Name of the Bank	30 June 2018	30 June 2017
1	Basic Bank Ltd. - Sholoshahar Br. - STD 0000129	58,926,456	152,313,749
2	Basic Bank Ltd. - Sholoshahar Br. - STD 0001254	10,882,956	10,962,266
3	Basic Bank Ltd. - Sholoshahar Br. - STD 0000414	103,759	888,117
4	Basic Bank Ltd. - Sholoshahar Br. - STD 0000408	-	-
5	Basic Bank Ltd. - Sholoshahar Br. - STD 0000141	34,755,007	29,028,989
6	Basic Bank Ltd. - Sholoshahar Br. - STD 0000572	107,522,625	129,415,378
7	Basic Bank Ltd. - Sholoshahar Br. - STD 0000436	-	-
8	Basic Bank Ltd. - Sholoshahar Br. - STD 0000472	-	-
9	One Bank PLC - CDA Avenue Br. - 9007	189,818	8,651,215
10	National Bank Ltd. - Jublee Road Br. - 1294	-	-
11	National Bank Ltd. - Jublee Road Br. - 1303	-	-
12	National Bank Ltd. - Jublee Road Br. - 1311	-	-
13	National Bank Ltd. - Jublee Road Br. - 1278	1,520,664	1,473,466
14	IFIC Bank Ltd. - CDA Avenue Br. - 041	19,984,310	23,840,214
15	Social Islami Bank PLC - Alanker Moon Br. - 127	402,342	391,121
16	Social Islami Bank PLC - Alanker Moon Br. - 138	17,816,216	26,828,729
17	Agrani Bank PLC - Khushi Br. - 16	-	-
18	Mercantile Bank PLC - 9364	4,141,838	-
19	Mercantile Bank PLC - 9362	23,464,329	15,922,517
20	Mercantile Bank PLC - 363	16,350,672	-
21	Mercantile Bank PLC - 1031	21,109,165	-
22	Basic Bank Ltd. - 1202	-	-
23	National Bank Ltd. - 9035	-	-
24	Union Bank PLC - 0204	-	-
25	Basic Bank Ltd. - 0874	6,012,122	6,012,122
26	Mercantile Bank PLC - 1163	9,208,319	-



SL. NO.	Name of the Bank	30 June 2018	30 June 2017
27	Social Islami Bank PLC - 1097	2,732,370	-
	Unreconcile Balance	138,081,183	43,454,299
	Total =	473,204,151	449,182,183

Dinajpur Division

SL. NO.	Name of the Bank	30 June 2018	30 June 2017
1	Jamuna Bank Ltd. - Dinajpur Br. - 558	21,423,356	61,542,718
2	Basic Bank Ltd. - Bogura Br. - 215	1,884,131	793,910
3	Basic Bank Ltd. - Bogura Br. - 280	86,815	70,225
4	Jamuna Bank Ltd. - Dinajpur Br. - 567	1,036,626	2,035,113
5	Jamuna Bank Ltd. - Dinajpur Br. - 576	1,038,196	2,067,698
6	Jamuna Bank Ltd. - Dinajpur Br. - 585	146,507	145,843
7	Jamuna Bank Ltd. - Dinajpur Br. - 594	50,347	50,587
8	Jamuna Bank Ltd. - Dinajpur Br. - 601	236,996	3,194,997
9	Jamuna Bank Ltd. - Dinajpur Br. - 647	1,624,364	1,599,128
10	Southeast Bank Ltd. - Dinajpur Br. - 022	49,180,586	74,513,195
11	Southeast Bank Ltd. - Dinajpur Br. - 0078	6,142,503	5,632,626
12	Southeast Bank Ltd. - Dinajpur Br. - 0083	906,448	698,920
13	Basic Bank Ltd. - Bogura Br. - 3061	59,378	60,528
14	Mercantile Bank PLC - 8787	30,284,745	2,050,000
15	Mercantile Bank PLC - 4353	21,683	-
16	Union Bank PLC - 127	-	-
	Unreconcile Balance	281,904	(42,689,999)
	Total =	114,404,585	111,765,490

Khulna Division

SL. NO.	Name of the Bank	30 June 2018	30 June 2017
1	Basic Bank Ltd. - Khulna Br. - 220	3,080,874	7,946,436
2	Basic Bank Ltd. - Khulna Br. - 447	3,055,559	2,792,964
3	Basic Bank Ltd. - Khulna Br. - 631	1,712,699	2,040,876
4	Basic Bank Ltd. - Khulna Br. - 626	272,157	1,855,756
5	Sonali Bank Ltd. - Faridpur Br. - 142 (Basic Bank - 142)	9,474,795	9,734,119
6	Basic Bank Ltd. - Jessore Br. - 0000060	17,904,533	31,679,111
7	Basic Bank Ltd. - Jessore Br. - 212	521,333	506,755
8	Basic Bank Ltd. - Barisal Br. - 0054	9,197,263	3,590,424
9	Basic Bank Ltd. - Barisal Br. - 168	473,216	459,384
10	Sonali Bank Ltd. - Potuakhali Br. - 00066	1,520,712	6,137,932
11	One Bank PLC - 00474	-	-
12	Sonali Bank PLC - 0046	366,432	355,624
13	Sonali Bank PLC - 00158	6,973,147	3,667,221
14	NRB Commercial Bank PLC - 00015	-	-
15	United Commercial Bank PLC - 00055	-	-
16	Modhumoti Bank PLC - 00040	-	-
17	Community Bank PLC - 72301	-	-
18	Basic bank Ltd. - 00401	1,550,472	1,386,953
19	Basic bank Ltd. - 00476	3,117,796	3,580,220
20	Basic bank Ltd. - 00453	24,839,678	77,369,088
21	Basic bank Ltd. - 00855	162,873	158,946
22	Basic bank Ltd. - 00925	10,689	749,735
23	Basic bank Ltd. - 00436	10,211,898	-
24	Basic bank Ltd. - 00527	-	-
25	Basic bank Ltd. - 00506	-	-
26	Basic bank Ltd. - 00499	-	-

SL. NO.	Name of the Bank	30 June 2018	30 June 2017
27	Basic bank Ltd. - 00511	-	-
28	Basic bank Ltd. - 00483	-	-
29	Basic bank PLC - 0093	91,184	101,206
30	Basic bank PLC - 00392	569,190	844,082
	Unreconcile Balance	(41,635,995)	(104,436,847)
	Total =	53,470,505	50,519,983

Sylhet Division

SL. NO.	Name of the Bank	30 June 2018	30 June 2017
1	Basic Bank Ltd. - Chairman - A/C No: 0716-01-0000206	967,190.51	466,791
2	Sonali Bank PLC - Chairman - A/C No: 1502110000009	1,733,134.50	1,677,138
3	Basic Bank Ltd. - Chairman - A/C No: 1716-01-00000-94	6,499,215.51	197,610
4	Prime Bank Ltd. - Chairman - A/C No: 14331010002977	18,241,882.32	1,064,751
5	Basic Bank Ltd. - Chairman - A/C No: 378	-	-
6	Basic Bank Ltd. Account No: 391	-	-
7	One Bank Ltd. Account No: 007-102-0000-941	2,488,655.50	748,123
8	One Bank Ltd. - Chairman - A/C No: 0073000000143	8,478,461.46	12,566,645
9	One Bank Ltd. Account No: 007-102-0000-919	2,849,552.50	10,135,891
10	Basic Bank PLC. Account No: 0716-010-0000-580	135,319.98	9,536,415
11	Dhaka Bank Ltd. - Chairman - A/C No: 0151150000000484	7,895,640.91	5,798,578
12	Dhaka Bank Ltd. Account No: 0151-150-000000-550	375,241.94	366,440
13	Prime Bank Ltd. Account No: 1433-103-0000-043	5,836,853.38	-
14	Prime Bank Ltd. Account No: 1433-104-0003-357	-	-
15	Basic Bank PLC. Account No: 0716-01-0000-384	6,978,312.86	4,214,807
16	Prime Bank Ltd. - Chairman - A/C No: 2109313001988	25,263,114.71	-
17	Union Bank Ltd. - Chairman - A/C No: 0111210001592	-	-
18	Prime Bank Ltd. Account No: 2014-3316-003-146	77,514.30	862,701
19	Bank Asia Ltd. Account No: 019-36000-126	61,541,286.85	-
20	Bank Asia Ltd. Account No: 058-36000-113	-	-
21	Bank Asia Ltd. Account No: 019-36000-138	-	-
22	Union Bank Ltd. Account No: 0111-210001-603	-	-
	Unreconcile Balance	(40,876,601)	42,359,042
	Total =	108,484,777	89,994,931

Rajshahi Division

SL. NO.	Name of the Bank	30 June 2018	30 June 2017
1	Basic Bank Ltd. - Rajshahi Br. - 0316-01-0000032	406,172	1,881,686
2	Basic Bank Ltd. - Rajshahi Br. - 0316-01-0000061	757,761	1,908,987
3	Basic Bank Ltd. - Rajshahi Br. - 0316-01-0000091	6,446,491	7,331,692
4	Basic Bank Ltd. - Rajshahi Br. - 0316-01-0000237	6,227,105	7,926,405
5	Basic Bank Ltd. - Rajshahi Br. - 0316-01-0000271	2,119,474	1,898,168
6	Basic Bank Ltd. - Rajshahi Br. - 0316-01-0000405	1,028,437	2,707,847
7	Basic Bank Ltd. - Rajshahi Br. - 0316-01-0000411	2,203,802	3,338,431
8	Janata Bank PLC - Kushtia Br. - 11	34,940,942	26,106,451
9	Basic Bank Ltd. - Rajshahi Br. - 0316-01-0000101	7,839,572	7,592,955
10	Basic Bank Ltd. - Rajshahi Br. - 0316-01-0002866	349,184	369,090
11	Basic Bank Ltd. - Rajshahi Br. - 0316-01-0000084	1,402,313	1,533,716
12	Basic Bank Ltd. - Rajshahi Br. - 0316-01-0000078	4,223,285	3,343,692
13	One Bank PLC - Rajshahi Br. - 2996	31,335,337	12,630,190
14	Basic Bank Ltd. - 0055	198,7430.18	4,529,984
15	Basic Bank Ltd. - 0250	2,223,379	2,156,002
16	Basic Bank Ltd. - 0266	30,437,228	16,303,218



SL. NO.	Name of the Bank	30 June 2018	30 June 2017
17	Basic Bank Ltd. - 0377	81,791	80,302
18	One Bank PLC - 0206	85,729,931	-
19	One Bank PLC - 0179	5,108,847	-
20	One Bank PLC - 0217	-	-
	Unreconcile Balance	(103,979,103)	11,538,632
	Total =	120,869,378	113,177,450

Rajshahi Circle

SL. NO.	Name of the Bank	30 June 2018	30 June 2017
1	Basic Bank Limited - 2559	5,803,471	4,339,278
	Unreconcile Balance	(5,803,471)	(4,339,278)
	Total =	-	-

Dhaka Circle

SL. NO.	Name of the Bank	30 June 2018	30 June 2017
1	One Bank PLC - 0183	4,721,614	647,640
	Unreconcile Balance	(4,721,614)	(647,640)
	Total =	-	-

Chittagong Circle

SL. NO.	Name of the Bank	30 June 2018	30 June 2017
1	Basic Bank Limited - 2559	3,283,858	4,457,272
	Unreconcile Balance	(3,283,858)	(4,457,272)
	Total =	-	-

Summary of Bank Balance:

SL. NO.	Name of the Bank	30 June 2018	30 June 2017
1	Total Bank Balance	2,360,753,872	1,701,498,061
2	Total Unreconcile Balance	21,227,619	(262,541,863)
	Total Cash and Cash Equivalents	2,381,981,491	1,438,956,198

