

NATIONAL HOUSING AUTHORITY
Grihayon Bhaban,
82, Shegun Bagicha, Dhaka – 1000.

**INDEPENDENT AUDITOR'S REPORT
AND
AUDITED FINANCIAL STATEMENTS**
As at and for the year ended 30 June 2019

MAHFEL HUQ & CO.
CHARTERED ACCOUNTANTS
BGIC Tower (4th Floor),
34 Topkhana Road, Dhaka-1000
Phone: +88-02-223351948, 223383143
E-mail: asarkar@mahfelhuq.com
Web: www.mahfelhuq.com

Table of Contents

Sl. No.	Contents	Page No.
1.	Independent Auditor's Report	1-2
2.	Statement of Financial Position	3
3.	Statement of Profit or Loss and Other Comprehensive Income	4
4.	Consolidated Receipts and Payments Account	5-8
5.	Division wise Receipts and Payments Account	9-14
6.	Notes to the Financial Statements	15-26
7.	Schedule of Property, Plant & Equipment (Annexure A)	27
8.	Division wise Statement of Profit or Loss and Other Comprehensive Income	28
9.	Schedule of Fixed Deposit Receipt (Annexure B)	29-32
10.	Schedule of Bank Balance (Annexure C)	33-38



Mahfel Huq & Co.

CHARTERED ACCOUNTANTS

The first registered accounting firm in independent Bangladesh



An independent member firm of AGN International

BGIC Tower (4th Floor)
34. Topkhana Road
Dhaka-1000, Bangladesh
Tel: +88-02-223351948, 223383143
Fax: +88-02-9571005
E-mail: info@mahfelhuq.com
Web: www.mahfelhuq.com

Independent Auditor's Report

To the Member admin and Finance of National Housing Authority

Report on the Audit of the Financial Statements

Disclaimer of Opinion

We were engaged to audit the financial statements of National Housing Authority (the Authority), which comprise the statement of financial position as at 30 June 2019, the statement of profit or loss and other comprehensive income and division wise receipts and payments account for the year then ended, and notes to the financial statements, including a summary of significant accounting policies.

We do not express an opinion on the accompanying financial statements of the Authority. Because of the significance of the matter described in the Basis for Disclaimer of Opinion section of our report, we have not been able to obtain sufficient appropriate audit evidence to provide a basis for an audit opinion on these financial statements.

Basis for Disclaimer of Opinion

During our audit, a lack of sufficient and appropriate audit evidence and proper accounting system for items, including but not limited to Property, Plant and Equipment, Project Under Construction, ADB Loan and Revenue, limited our ability to express an opinion on the Authority's financial statements.

Responsibilities of Management and Those Charged with Governance for the Financial Statements

Management is responsible for the preparation and fair presentation of the financial statements in accordance with IFRSs and other applicable laws and regulations and for such internal control as management determines is necessary to enable the preparation of financial statements that are free from material misstatement, whether due to fraud or error.

In preparing the financial statements, management is responsible for assessing the Authority's ability to continue as a going concern, disclosing, as applicable, matters related to going concern and using the going concern basis of accounting unless management either intends to liquidate the Authority or to cease operations, or has no realistic alternative but to do so.

Those charged with governance are responsible for overseeing the Authority's financial reporting process.

Auditor's Responsibilities for the Audit of the Financial Statements

Our responsibility is to conduct an audit of the Authority's financial statements in accordance with International Standards on Auditing and to issue an auditor's report. However, because of the matter described in the Basis for Disclaimer of Opinion section of our report, we were not able to obtain sufficient appropriate audit evidence to provide a basis for an audit opinion on these financial statements.



Mahfel Huq & Co.

CHARTERED ACCOUNTANTS

The first registered accounting firm in independent Bangladesh

BGIC Tower (4th Floor)
34. Topkhana Road
Dhaka-1000, Bangladesh
Tel: +88-02-223351948, 223383143
Fax: +88-02-9571005
E-mail: info@mahfelhuq.com
Web: www.mahfelhuq.com



An independent member firm of AGN International

We are independent of the Authority in accordance with the International Ethics Standards Board for Accountants' Code of Ethics for Professional Accountants (IESBA Code) together with the ethical requirements that are relevant to our audit of the financial statements in Bangladesh, and we have fulfilled our other ethical responsibilities in accordance with these ethical requirements.

Md. Abdus Satter Sarkar, FCA

Partner

Mahfel Huq & Co.

Chartered Accountants

ICAB Enrolment No. 1522

Firm Registration No. P-46323

DVC: 25072015222AS997301

Place: Dhaka


Date: 20 JUL 2025

mh
Estd. 1974

National Housing Authority
Statement of Financial Position
As at 30 June 2019

Particulars	Notes	Amount in BDT	
		30 June 2019	30 June 2018
Assets:			
Non-current Assets		38,237,597,046	36,368,959,560
Property, Plant & Equipment	4.00	23,337,921,650	23,395,394,860
Project Under Construction	5.00	6,510,511,170	5,078,194,999
Investment in FDR	6.00	8,389,164,226	7,895,369,700
Current Assets		2,678,566,616	2,474,781,347
Stock & Stores	7.00	17,221,144	17,304,017
Receivable from Tenant	8.00	18,962,100	23,702,625
Receivable against Lease rent	9.00	537,866	672,333
Advances, Deposits & Prepayments	10.00	40,896,704	51,120,880
Cash & Cash Equivalents	11.00	2,600,948,801	2,381,981,491
Total Assets		40,916,163,661	38,843,740,906
Fund & Liabilities:			
Fund Accounts		37,926,537,449	35,901,102,444
Govt. Capital Fund	12.00	24,235,010,416	24,235,010,416
Flat Construction Fund A/C	13.00	2,635,060,841	2,635,060,841
Govt. Fund for Project Development	14.00	3,122,042,557	3,122,042,557
Retained Earnings	15.00	7,932,823,635	5,908,988,630
Government Grant	16.00	1,600,000	-
Long-Term Borrowing		1,589,673,713	1,589,673,713
ADB Loan (DUIP Project)	17.00	1,444,287,713	1,444,287,713
IDA & UNDP Loan (KUAD Project)	18.00	46,805,000	46,805,000
GoB Loan (KUAD Project)	19.00	98,581,000	98,581,000
Current Liabilities		1,399,952,500	1,352,964,750
Contractor Outstanding Bill	20.00	348,535,690	435,669,612
Creditors for Other Expenses	21.00	10,091,598	12,614,498
Creditors for Other Finance	22.00	999,993,307	853,015,759
Other Liabilities	23.00	41,331,904	51,664,880
Total Fund & Liabilities		40,916,163,661	38,843,740,906

The annexed notes form an integral part of these financial statements.



Assistant Director
(Audit)



Deputy Director
(Finance & Accounts)



Member
(Admin & Finance)



Chairman

Signed as per our separate report on same date.



Md. Abdus Satter Sarkar, FCA

Partner

Mahfel Huq & Co.

Chartered Accountants

ICAB Enrolment No. 1522

Firm Registration No. P-46323

DVC: 2607201522 AS 997301

Place: Dhaka


Date: 20 JUL 2025



National Housing Authority
Statement of Profit or Loss and Other Comprehensive Income
For the year ended 30 June 2019

Particulars	Note	Amount in BDT	
		30 June 2019	30 June 2018
Revenue	24.00	4,709,222,833	4,865,293,917
Cost of Sales	25.00	2,808,211,257	3,006,919,555
Less: Expenses		417,311,341	448,562,200
Administrative Expense	26.00	316,416,845	344,896,743
Repair & Maintenance Expense	27.00	42,746,995	42,068,590
Depreciation Expense	28.00	58,147,501	61,596,867
Gross Profit/Loss		1,483,700,235	1,409,812,161
Add: Non-Operating Income		592,536,309	731,518,116
Other Income	29.00	99,989,798	124,987,248
Interest on FDR	30.00	414,604,335	546,337,500
Interest on Bank	31.00	77,942,175	60,193,368
Less: Non-Operating Expense		3,247,747	3,371,028
Financial Expense	32.00	3,247,747	3,371,028
Net Profit/Loss before Tax		2,072,988,796	2,137,959,250
Less: Tax on Bank Interest		49,153,791	61,987,757
Income Tax	33.00	49,153,791	61,987,757
Net Profit/Loss after Tax		2,023,835,005	2,075,971,492

The annexed notes form an integral part of these financial statements.



Assistant Director
(Audit)



Deputy Director
(Finance & Accounts)



Member
(Admin & Finance)



Chairman

Signed as per our separate report on same date.



Md. Abdus Satter Sarkar, FCA
Partner

Mahfel Huq & Co.

Chartered Accountants

ICAB Enrolment No. 1522

Firm Registration No. P-46323

DVC: 2507201622 AS997301

Place: Dhaka

Date: 20 JUL 2025



National Housing Authority
Consolidated Receipts & Payments Account
For the year ended 30 June 2019

Particulars	Amount in BDT	
	30 June 2019	30 June 2018
Opening Cash & Cash Equivalents	2,381,981,491	1,438,956,198
Cash in Hand	-	-
Cash at Bank	2,381,981,491	1,438,956,198
RECEIPTS:		
Income from Lease rent	3,510,264,072	3,758,649,444
Installment receive against plot sale	542,854,605	778,929,706
Installment receive against Flat sale	2,925,730,224	2,936,888,002
Lease of low cost house (Including shop)	41,679,243	42,831,735
Income from Others	1,198,958,762	1,106,644,473
Mutation fee	64,762,172	41,490,117
Ground Tax Revenue	50,065,586	8,286,002
BDLG Building	21,926,500	22,804,000
Receipt from Staff Quarter	7,428,337	58,985,398
Enrollment Fee	4,240,617	3,181,010
Transfer Fee	308,430,590	241,922,952
Mortgage Fee	8,838,643	6,856,323
Transformation Fee	125,199,468	92,355,565
Late Installment Fee	539,001,803	517,602,770
Joint Construction Fee	21,089,907	16,140,103
Reconstruction Fee	6,652,585	4,558,330
Ammokter Fee	8,055,274	5,330,691
Time Extention Fee	6,939,542	9,587,624
Heba Fee	10,700,097	7,142,381
Non Construction Fee	2,355,899	1,855,428
Miscellaneous Income	2,907,316	55,263,190
Design fee	119,734	-
Shop & Market rent	319,615	3,344,665
Bank Interest	691,703	329,590
Contractor renewal fee	12,000	34,320
Tender sales	14,500	-
Installment Plot	5,971,785	3,500,000
Installment House	2,310	1,309
Rate & Taxes	2,755,240	2,512,491
Pond lease	-	514,600
Sale of Lease Agreement	16,295	10,935
Sale of prospectus	-	3,033,000
Sale of Waste or Scrap	-	-
Repair & Maintenance Fee	459,324	-
Sales of side plan	1,920	1,680
Other receipt	558,211,173	531,212,788
Security received from contractors	278,621,140	183,146,309
Security received against allotment of plot	-	-
Income tax deduct at source	136,471,351	182,880,680
VAT deduct at source	143,118,682	165,185,799



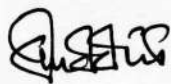
Particulars	Amount in BDT	
	30 June 2019	30 June 2018
Fund Received against Government Grant	1,600,000	-
FDR Encashment	1,866,728,972	3,561,827,723
Interest received from Bank	77,942,175	60,193,368
Total Receipt for the year	7,213,705,153	9,018,527,796
PAYMENTS:		
Administrative expense	301,234,804	325,136,134
Salary and Allowance	188,964,450	168,902,485
Officers Salary	74,374,017	49,391,585
Employees salary	40,533,404	44,372,753
Charge Allowance	91,275	39,894
Conveyance Allowance	887,765	630,720
Education allowance	1,735,571	1,987,675
House Rent Allowance	43,203,625	44,882,004
Medical Allowance	5,581,347	6,200,516
Mobile Phone Allowance	120,070	72,906
Tiffin Allowance	477,669	541,499
Washing Allowance	47,300	46,500
Festival Allowance	13,994,055	14,369,335
Overtime Allowance	2,776,091	1,909,704
Bangla Nababarsha Allowance	1,295,514	1,451,215
Other Allowance	1,978,348	536,679
Motor Vehicle Repair Allowance	1,062,500	1,180,750
Refreshment Allowance	30,720	48,000
Telephone Encashment Allowance	6,808	1,180,750
Higher Allowance	-	60,000
Rest & Recreation Allowance	768,372	-
Supply & Services	112,270,354	156,233,649
Work Charge/Master roll salary	49,424,546	52,003,301
Ansar & security guard	9,018,893	7,950,700
Lam Grant	-	-
Rest & Recreation	395,430	319,630
Mohargo bonus	-	61,651
Travel allowance	2,174,937	2,065,596
Telephone & Fax	589,017	538,296
Water	7,054,879	3,618,374
Gas & fuel	5,625,337	4,696,404
Computer & Photocopy	2,535,335	721,353
Legal expense	3,406,298	3,989,659
Postage	102,000	32,500
Stationary expense	1,820,568	1,114,324
Office equipment repair	219,900	1,133,137
Other expense	800,772	1,460,062
Other office expense	365,160	-
Municipal Tax	2,341,399	4,693,583
Land Tax	3,075,722	4,674,108
Electricity	6,924,257	6,290,119
Training Expense	136,000	200,670



Particulars	Amount in BDT	
	30 June 2019	30 June 2018
Miscellaneous Expenses	-	-
Rates & Taxes	-	-
Other Payments	-	-
Entertainment	502,871	38,223
Vehicle repair expense	3,732,936	2,557,056
Petrol and Lubricant	2,203,616	1,903,042
Demarcation	530,000	-
Event	712,006	-
Advertisement	591,617	365,776
Profit Payment to Government	-	55,000,000
Foreign Training	5,251,092	-
Appoinment Expense	286,262	38,000
World Habitat Day	-	171,970
Audit Fee	942,272	370,999
Dressing & Cleaning	-	184,616
Out sourcing	646,172	-
Software & Networking	773,060	-
Honorium	88,000	40,500
Repair & Maintenance	42,746,995	42,068,590
Repair and maintenance expense	42,746,995	42,068,590
Project Under Construction	4,240,527,427	5,539,217,728
100 Flat Project	-	170,000,000
Jaynagar Flat Project	299,701,000	472,505,000
Grihosuchona Residential Flat Project	4,039,000	430,000
Grihayon Dhanmondi Residential Flat Project	6,038,000	744,981,000
Flat Building Project	-	93,135,027
Sunamgonj Project	12,144,989	11,924,387
Hobigonj Project	87,843,659	-
1960s Project	80,683,961	-
Dinajpur Project	-	170,271,182
Project Sopnonagor 1	167,254,996	1,276,086,682
Project Sopnonagor 2	1,293,272,017	315,852,061
Project Bostibasi 533	192,400,000	-
Project Terokhadia plot	6,690,537	18,607,865
Mohammadpur F Block	308,315,050	580,284,455
Lalmatia 72/revised 88 flat	7,226,231	350,000
Lalmatia New Koloni 120 Flat	181,330,104	184,984,544
Sherpur Srivardi Residential plot	-	71,635,037
Lalmatia Community Senter Project	53,187,463	8,993,488
Project 54 Flat	25,541,145	-
Lalmatia 132/revised 153 flat	260,749,469	372,602,000
Project Jhinaida	-	252,503,000
Project Nalchity	-	106,025,000
Project Commercial NHA Jashore	57,000,000	20,000,000
Project Fultola	-	30,000,000
Project Shibchor dadavi suburb commercial	50,590,000	239,884,000
Project Shibchor dadavi suburb residential 3rd	247,570,000	-
Bongobondhu satellite simikkha porikkha	-	1,600,000
Project Bagherhat	-	-



Particulars	Amount in BDT	
	30 June 2019	30 June 2018
Halishohor Housing astate G Block 312 Residential flat Project (4th stage)	58,700,000	-
Halishohor Housing astate A Block NHA Multipurpose Tower Constriction Project	10,000,000	-
Halishohor Housing astate G Block 260 Residential flat project (3rd Stage)	469,318,767	187,700,000
Halishohor/Ferojshah Housing Astate G Block 342 Residential flat project	147,500,000	15,000,000
Halishohor Housing astate G Block 216 Residential flat project (2nd stage)	-	-
Cox's Bazar Koaltoli Govt Land 469 Residential flat project (4th stage)	197,387,039	144,800,000
Mirsarai Kismot Jafrabad Mouza Plot Project	-	15,000,000
Mirsarai Sonapara Mouza Plot Project	-	25,147,000
Chittagong Raujhan Plot Project (Pink City-1) (2nd Stage)	14,444,000	8,916,000
1960s Project Maijdee	1,600,000	-
Capital Expenditure	674,291	-
Land and Land Development	-	-
Building & Other Constructions	-	-
Vehicle & Machinery	-	-
Plant & Machinery	-	-
Furniture & Fixtures	474,291	-
Office Equipment	200,000	-
Other Payment	2,400,033,681	2,161,194,222
Refund Of Contractors Securities Deposits	118,366,556	15,330,768
Investment in FDR for the period by Head Office	1,988,800,056	1,894,807,835
Refund Of Securities to Allottees	-	-
Tax Deduct at Source	138,191,754	123,606,444
VAT Deduct at Source	154,675,315	127,449,175
Bank Charges & Excise Duty	1,435,247	1,374,528
Income Tax Deducted On Bank Interest :	8,085,398	6,511,301
Closing Cash & Cash Equivalentts	2,600,948,801	2,381,981,491
Cash in Hand	-	-
Cash at Bank	2,600,948,801	2,381,981,491
Total Payment for the year	6,994,737,843	8,075,502,504



Assistant Director
(Audit)



Deputy Director
(Finance & Accounts)



Member
(Admin & Finance)



Chairman



National Housing Authority
Division wise Receipts & Payments Account
For the year ended 30 June 2019

Particulars	Amount in BDT (30 June 2019)										Amount in BDT (30 June 2018)				
	Head Office	Dhaka Circle	Chittagong Circle	Rajshahi Circle	Planning Division	EM Division	Dhaka Division 1	Dhaka Division 2	Mirpur Cr. Division 2	Chittagong Division	Dinajpur Division	Khulna Division	Sylhet Division	Rajshahi Division	Total
Opening Balance	520,453,345	323,586,632	66,269,978	66,269,978	323,586,632	464,902,086	136,336,055	473,204,151	114,404,585	108,484,777	53,470,505	108,484,777	120,869,378	2,381,981,491	1,438,956,198
Cash in Hand	520,453,345	323,586,632	66,269,978	66,269,978	323,586,632	464,902,086	136,336,055	473,204,151	114,404,585	108,484,777	53,470,505	108,484,777	120,869,378	2,381,981,491	1,438,956,198
Receipts:															
Income from Lease rent	3,510,264,072	28,010,356	58,130,257	58,130,257	28,010,356	87,848,558	19,815,000	325,211,110	22,888,295	30,962,594	27,309,238	20,615,385	5,155,887	3,510,264,072	3,758,649,444
Installment receive against plot sale	542,854,605	1,886,085	1,886,085	1,886,085	1,886,085	1,886,085	1,886,085	1,886,085	1,886,085	1,886,085	1,886,085	1,886,085	1,886,085	542,854,605	778,929,706
Installment receive against Flat sale	2,925,730,224	4,240,617	4,240,617	4,240,617	4,240,617	4,240,617	4,240,617	4,240,617	4,240,617	4,240,617	4,240,617	4,240,617	4,240,617	2,925,730,224	2,936,888,002
Lease of low cost house (Including shop)	41,679,243	7,985,993	7,985,993	7,985,993	7,985,993	7,985,993	7,985,993	7,985,993	7,985,993	7,985,993	7,985,993	7,985,993	7,985,993	41,679,243	42,831,735
Income from Others	903,828,003	28,361,432	28,361,432	28,361,432	28,361,432	28,361,432	28,361,432	28,361,432	28,361,432	28,361,432	28,361,432	28,361,432	28,361,432	903,828,003	1,106,644,473
Mutation fee	1,886,085	1,886,085	1,886,085	1,886,085	1,886,085	1,886,085	1,886,085	1,886,085	1,886,085	1,886,085	1,886,085	1,886,085	1,886,085	1,886,085	41,690,117
Ground Tax Revenue	4,240,617	4,240,617	4,240,617	4,240,617	4,240,617	4,240,617	4,240,617	4,240,617	4,240,617	4,240,617	4,240,617	4,240,617	4,240,617	4,240,617	8,286,002
BDLG Building	260,091,198	260,091,198	260,091,198	260,091,198	260,091,198	260,091,198	260,091,198	260,091,198	260,091,198	260,091,198	260,091,198	260,091,198	260,091,198	260,091,198	22,804,000
Receipt from Staff Quarter	7,985,993	7,985,993	7,985,993	7,985,993	7,985,993	7,985,993	7,985,993	7,985,993	7,985,993	7,985,993	7,985,993	7,985,993	7,985,993	7,985,993	58,985,398
Enrollment Fee	55,222,262	55,222,262	55,222,262	55,222,262	55,222,262	55,222,262	55,222,262	55,222,262	55,222,262	55,222,262	55,222,262	55,222,262	55,222,262	55,222,262	3,181,010
Transfer Fee	329,001,803	329,001,803	329,001,803	329,001,803	329,001,803	329,001,803	329,001,803	329,001,803	329,001,803	329,001,803	329,001,803	329,001,803	329,001,803	329,001,803	241,922,952
Latr Installation Fee	20,731,907	20,731,907	20,731,907	20,731,907	20,731,907	20,731,907	20,731,907	20,731,907	20,731,907	20,731,907	20,731,907	20,731,907	20,731,907	20,731,907	8,838,643
Reconstruction Fee	4,738,915	4,738,915	4,738,915	4,738,915	4,738,915	4,738,915	4,738,915	4,738,915	4,738,915	4,738,915	4,738,915	4,738,915	4,738,915	4,738,915	92,355,565
Arreducer Fee	5,701,274	5,701,274	5,701,274	5,701,274	5,701,274	5,701,274	5,701,274	5,701,274	5,701,274	5,701,274	5,701,274	5,701,274	5,701,274	5,701,274	517,602,770
Time Extension Fee	1,884,719	1,884,719	1,884,719	1,884,719	1,884,719	1,884,719	1,884,719	1,884,719	1,884,719	1,884,719	1,884,719	1,884,719	1,884,719	1,884,719	16,140,103
Helds Fee	8,481,235	8,481,235	8,481,235	8,481,235	8,481,235	8,481,235	8,481,235	8,481,235	8,481,235	8,481,235	8,481,235	8,481,235	8,481,235	8,481,235	6,652,585
Non Construction Fee	2,355,899	2,355,899	2,355,899	2,355,899	2,355,899	2,355,899	2,355,899	2,355,899	2,355,899	2,355,899	2,355,899	2,355,899	2,355,899	2,355,899	5,330,691
Miscellaneous Income	1,886,095	1,886,095	1,886,095	1,886,095	1,886,095	1,886,095	1,886,095	1,886,095	1,886,095	1,886,095	1,886,095	1,886,095	1,886,095	1,886,095	9,587,624
Design fee															7,142,381
Shop & Market rent															1,855,428
Bank Interest															55,623,190
Contractor renewal fee															3,344,665
Tender sales															325,590
Installation Pkt															34,320
Rate & Taxes															3,500,000
Pond lease															2,512,491
Sale of Lease Agreement															514,600
Sale of prospectus															10,935
Sale of Waste or Scrap															3,033,000
Repair & Maintenance Fee															-
Sales of side plot															-
Project Under Construction	1,655,427,234	836,349,462	897,349,806	897,349,806	1,655,427,234	369,778,000	180,673,609	6,700,000	4,241,437,111	5,552,051,861	170,000,000	472,505,000	430,000	4,241,437,111	5,552,051,861
100 Flat Project															299,701,000
Jewagar Flat Project															4,039,000
Gribsouchoa Residential Flat Project															6,038,000
Gribsouchoa Residential Flat Project															12,144,989
Sunamgani Project															87,843,659
Hokigani Project															80,683,961
196th Project															168,569,514
Dinajpur Project															1,276,088,000
Project Sponangor 1															1,294,257,720
Project Sponangor 2															192,600,000
Project Bouthan 513															7,000,000
Project Kushtia 4th															20,700,000
Project Tenekshin plot															6,700,000
Mohammadpur F Block															308,315,050
															6,700,000
															308,315,050



Particulars	Amount in BDT (30 June 2019)										Amount in BDT (30 June 2018)					
	Head Office	Dhaka Circle	Chittagong Circle	Rajshahi Circle	Planning Division	EM Division	Dhaka Division 1	Dhaka Division 2	Mirpur Gr. Division 2	Chittagong Division	Dinajpur Division	Khulna Division	Sylhet Division	Rajshahi Division	Total	Total
Telephone & Fax	478,000	29,000	27,000	29,000	8,000	20,000	34,571	50,000	33,000	38,000	-	20,000	30,000	50,000	846,571	553,826
Postage	135,000	4,000	4,000	6,000	4,000	8,000	114,567	100,000	100,000	100,000	-	28,000	4,000	219,000	219,000	380,100
Overtime	2,005,000	100,000	100,000	60,000	60,000	125,000	471,357	4,500,000	1,700,000	1,700,000	-	80,000	90,000	600,000	2,974,567	1,937,233
Electricity	1,409,000	-	48,000	73,000	-	350,000	55,109	-	54,000	54,000	-	150,000	88,000	150,000	8,271,337	9,125,000
Stationery	700,000	-	-	-	-	68,000	-	-	100,000	100,000	-	350,000	50,000	150,000	2,095,109	1,388,280
Entertainment	-	-	-	-	-	206,500	-	-	-	-	-	-	250,000	600,000	850,000	275,663
Event	-	-	-	-	-	-	-	-	-	-	-	-	-	-	-	-
Supply and Service	-	-	-	-	-	-	-	-	-	-	-	-	-	-	-	-
Advertisement	-	-	-	-	-	-	-	-	-	-	-	-	-	-	-	-
Auxiliary establishments	-	-	-	-	-	-	-	-	-	-	-	-	-	-	-	-
Other assets																
Security received from contractors	-	-	-	-	-	624,872	82,713,710	161,878,115	116,451,417	150,291,668	-	25,779,398	18,700,374	1,771,619	589,211,173	591,214,788
Security received against Bills	-	-	-	-	-	-	82,713,710	37,959,864	93,028,160	43,094,851	-	13,580,432	6,995,476	494,432	277,866,945	182,376,615
Security received against allotment of plot	-	-	-	-	-	-	-	486,130	-	-	-	-	268,065	-	754,195	569,694
Income tax deduct at source	-	-	-	-	-	310,060	60,941,178	10,772,696	52,342,631	-	6,642,271	-	4,883,436	579,079	136,471,351	182,880,680
VAT deduct at source	-	-	-	-	-	314,812	-	62,490,943	12,650,561	54,854,186	-	5,556,675	-	698,108	143,118,682	165,185,799
Final Received against Government Grant																
Income Transfer from Division	295,130,759	-	-	-	-	-	-	-	-	-	-	-	-	-	295,130,759	212,115,254
FDR Encashment																
Interest received from Bank	1,866,728,972	-	-	-	-	-	6,724,231	15,285,864	5,635,597	2,459,965	-	-	-	8,408,139	1,866,728,972	3,561,827,723
Total Receipt for the year	6,694,194,612	5,988,400	12,900,942	3,025,000	2,299,016	9,244,559	1,812,109,607	1,130,150,529	493,022,014	1,187,613,156	38,436,638	443,922,861	249,285,992	67,982,334	13,145,275,171	15,143,371,436
PAYMENTS:																
Final Transfer for Project & Encasment	4,583,783,518	-	-	-	-	-	-	-	-	-	-	-	-	-	4,583,783,518	5,973,306,066
Income Transfer to Head Office																
Administrative expense	84,081,745	5,340,309	9,131,282	2,744,200	1,870,270	8,328,873	31,493,844	43,105,941	35,925,733	21,306,528	7,614,639	19,234,594	13,889,711	16,383,827	301,234,804	325,136,134
Salary and Allowance																
Officers Salary	14,311,458	4,999,238	8,513,796	1,956,518	1,484,789	4,645,275	15,903,512	14,815,166	26,859,532	11,248,456	7,614,639	10,271,313	7,983,131	9,577,782	188,944,658	168,992,485
Employees salary	1,499,220	5,937,063	5,937,063	654,060	478,090	1,320,300	4,365,130	4,434,706	18,888,832	4,262,998	3,363,300	3,289,110	3,289,110	4,094,464	74,374,017	49,391,385
Charge Allowance	52,845	1,160,880	861,960	489,960	233,946	1,064,400	4,269,789	3,500,915	2,693,676	2,590,600	-	2,880,788	1,446,658	1,906,828	40,533,404	44,372,753
Conveyance Allowance	-	-	-	-	-	38,430	38,430	-	-	-	-	-	-	-	91,275	39,894
Education Allowance	21,600	18,000	18,000	10,800	3,600	50,000	71,100	60,000	52,916	41,100	-	45,000	12,539	22,006	88,765	630,720
House Rent Allowance	479,104	51,000	48,000	15,000	9,000	60,000	218,500	222,160	124,355	123,000	-	96,000	81,690	125,000	1,735,571	1,987,675
Mobile Allowance	16,223,047	1,463,574	987,798	494,004	381,011	1,322,274	4,657,056	4,418,365	3,393,233	3,091,932	17,856	2,696,403	1,909,529	2,147,240	43,203,625	44,882,004
Medical Allowance	2,023,501	162,000	144,000	72,000	45,000	162,000	580,800	567,879	398,080	441,500	-	414,000	256,035	314,952	5,381,347	6,300,516
Tiffin Allowance	120,070	14,400	12,000	7,200	5,400	14,400	47,400	44,600	29,276	27,800	-	35,200	12,993	20,070	72,906	72,906
Washing Allowance	47,500	-	-	-	-	-	-	-	-	-	-	-	-	-	47,500	47,500
Fuel Allowance	5,172,470	443,400	334,360	195,970	106,140	397,450	1,397,830	1,302,790	987,085	1,143,200	-	878,330	784,980	850,030	13,994,055	14,369,335
Overtime Allowance	1,898,772	95,128	98,095	53,875	31,027	131,027	484,385	609,711	584,863	484,385	-	400,000	90,000	2,776,091	1,909,704	
Bough Nababarda Allowance	269,800	41,728	36,520	17,924	23,768	39,884	133,023	159,440	115,174	122,097	-	100,272	74,569	89,662	1,451,213	1,451,213
Other Allowance	1,538,504	36,000	36,000	-	64,950	49,200	48,508	66,100	71,340	37,800	-	10,000	4,346	15,800	1,586,000	1,586,000
Motor Vehicle Repair Allowance	1,002,500	-	-	-	-	-	-	-	-	-	-	-	-	-	1,002,500	1,002,500
Refreshment Allowance	30,720	-	-	-	-	-	-	-	-	-	-	-	-	-	30,720	30,720
Telephone Encashment Allowance	6,808	-	-	-	-	-	-	-	-	-	-	-	-	-	6,808	6,808
Higher Allowance	-	-	-	-	-	-	-	-	-	-	-	-	-	-	-	-
Rest & Recreation Allowance	768,372	-	-	-	-	-	-	-	-	-	-	-	-	-	768,372	768,372



Particulars	Amount in BDT (30 June 2019)											Amount in BDT (30 June 2018)				
	Head Office	Dhaka Circle	Chittagong Circle	Rajshahi Circle	Planning Division	EM Division	Dhaka Division 1	Dhaka Division 2	Mirpur Gr. Division 2	Chittagong Division	Dinajpur Division	Khulna Division	Sylhet Division	Rajshahi Division	Total	Total
Staffs & Services	22,393,925	350,979	617,486	797,282	465,490	3,675,498	15,589,532	28,289,874	9,073,201	9,432,072	-	8,863,191	5,926,580	6,895,245	112,270,354	156,233,649
Work Charge/Master roll salary	444,453	-	-	136,170	-	-	8,743,311	13,113,060	5,718,083	5,799,716	-	6,480,429	4,156,552	4,832,772	49,424,546	52,003,301
Arms & security guard	-	20,000	-	-	-	-	4,076,970	2,436,150	2,485,773	-	-	-	-	-	9,018,893	7,950,700
Lam Grant	-	-	-	-	-	-	-	-	-	-	-	-	-	-	395,430	319,630
Rent & Recreation	-	108,460	45,960	-	30,840	-	37,430	65,350	87,950	-	19,440	-	-	210,000	2,174,937	61,651
Moharigo bonus	927,446	-	159,526	249,800	26,003	21,600	34,571	40,000	35,563	180,000	165,000	160,000	160,000	29,590	2,065,596	2,065,596
Telephone & Fax	305,256	1,953	27,000	14,848	8,000	20,000	489,983	5,677,451	32,845	37,891	17,821	23,764	19,200	29,590	338,296	338,296
Water	-	-	-	-	-	-	748,050	600,000	-	868,245	-	-	-	-	7,054,879	3,618,374
Gas & fuel	4,277,287	-	40,000	38,850	114,980	42,000	35,920	24,000	43,000	43,000	113,000	102,000	102,000	43,000	4,696,404	4,696,404
Computer & Photocopy	1,855,680	-	-	-	-	-	-	-	250,000	-	-	-	-	-	5,625,337	721,353
Legal expense	2,786,002	-	-	6,000	4,000	3,000	-	-	-	270,296	100,000	28,000	1,000	-	3,989,659	3,989,659
Stationary expense	30,000	-	-	73,000	43,661	67,945	55,109	-	-	53,665	89,000	68,000	80,000	63,909	32,500	32,500
Office equipment repair	1,238,279	-	48,000	20,000	49,900	50,000	17,162	-	-	-	40,000	80,000	80,000	-	1,114,324	1,114,324
Other expense	-	-	-	-	18,560	20,000	-	-	99,987	-	-	-	-	-	219,900	1,133,137
Other office expense	544,630	34,961	20,000	-	-	-	17,162	45,472	20,000	-	-	-	-	-	800,772	1,460,062
Municipal Tax	345,160	-	-	-	-	-	283,720	909,583	-	194,745	179,908	28,000	709,740	940,178	2,341,399	4,693,583
Land Tax	-	-	-	-	-	-	292,162	803,750	-	1,264,204	1,012,500	86,514	86,514	361,448	3,075,722	4,674,108
Electricity	-	-	-	-	-	97,286	471,357	4,270,000	-	-	373,448	-	-	-	6,924,257	6,924,257
Training Expense	136,000	-	-	-	-	-	-	-	-	-	-	-	-	-	206,670	206,670
Miscellaneous Expenses	-	-	-	-	-	-	-	-	-	-	-	-	-	-	-	-
Rates & Taxes	-	-	-	-	-	-	-	-	-	-	-	-	-	-	-	-
Other Payments	-	-	-	-	-	-	-	-	-	-	-	-	-	-	-	-
Entertainment	443,381	-	-	-	-	-	-	-	-	-	-	-	-	-	-	-
Vehicle repair expense	-	70,000	77,000	87,005	68,950	2,943,914	89,950	60,472	90,000	39,680	34,645	19,810	87,000	47,000	502,871	38,223
Paint and Lubricant	-	75,700	206,000	181,669	75,596	203,253	213,827	209,108	210,000	205,000	210,000	205,000	214,523	214,523	3,732,936	2,557,056
Demarcation	-	-	-	-	-	-	-	-	-	350,000	-	180,000	-	-	530,000	1,903,042
Event	505,506	-	-	-	206,500	-	-	-	-	-	-	-	-	-	712,006	-
Advertisement	572,987	-	-	-	-	206,500	-	-	-	18,630	-	-	-	-	591,617	365,776
Profit Payment to Government	-	-	-	-	-	-	-	-	-	-	-	-	-	-	-	55,000,000
Foreign Training	-	-	-	-	-	-	-	-	-	-	-	-	-	-	-	-
Appointment Expense	5,251,092	-	-	-	-	-	-	-	90,000	-	-	-	-	-	5,251,092	38,000
World Habitat Day	286,262	-	-	-	-	-	-	-	286,262	-	-	-	-	-	286,262	286,262
Audit Fee	-	-	-	-	-	-	-	-	-	-	-	-	-	-	-	-
Dressing & Cleaning	942,272	-	-	-	-	-	-	-	-	-	-	-	-	-	942,272	171,970
Out sourcing	646,172	-	-	-	-	-	-	-	-	-	-	-	-	-	646,172	370,999
Software & Networking	773,060	-	-	-	25,000	-	-	-	-	-	-	-	-	-	773,060	184,616
Honarium	63,000	-	-	-	-	-	-	-	-	-	-	-	-	-	88,000	-
Rent & Maintenance	-	-	-	-	-	-	5,395,741	12,330,814	2,416,000	4,500,000	1,820,810	3,065,947	2,735,579	10,484,104	42,746,995	42,068,590
Repair and maintenance expense	-	-	-	-	-	-	5,395,741	12,330,814	2,416,000	4,500,000	1,820,810	3,065,947	2,735,579	10,484,104	42,746,995	42,068,590
Project Under Construction	-	-	-	-	-	-	1,652,927,013	856,349,462	309,778,000	898,949,806	355,160,000	180,672,609	6,690,537	6,690,537	4,240,527,427	5,539,217,728
100 Flat Project	-	-	-	-	-	-	-	-	299,701,000	-	-	-	-	-	299,701,000	170,000,000
Jaynagar Flat Project	-	-	-	-	-	-	-	-	4,039,000	-	-	-	-	-	4,039,000	472,505,000
Grihnachon Residential Flat Project	-	-	-	-	-	-	-	-	6,038,000	-	-	-	-	-	6,038,000	430,000
Grihnachon Residential Flat Project	-	-	-	-	-	-	-	-	-	-	-	-	-	-	744,981,000	744,981,000
Flat Building Project	-	-	-	-	-	-	-	-	-	-	-	-	-	-	93,135,027	93,135,027
Sunamganj Project	-	-	-	-	-	-	-	-	-	-	-	-	-	-	12,144,989	12,144,989
Hohiganj Project	-	-	-	-	-	-	-	-	-	-	-	-	-	-	87,843,659	87,843,659
Hohiganj Project	-	-	-	-	-	-	-	-	-	-	-	-	-	-	80,683,961	80,683,961
1960s Project	-	-	-	-	-	-	-	-	-	-	-	-	-	-	-	-
Dinajpur Project	-	-	-	-	-	-	-	-	-	-	-	-	-	-	-	-
Project Sponosagar 1	-	-	-	-	-	-	-	-	-	-	-	-	-	-	-	-
Project Sponosagar 2	-	-	-	-	-	-	-	-	-	-	-	-	-	-	-	-
Project Boushais 533	-	-	-	-	-	-	-	-	-	-	-	-	-	-	-	-
Project Boushais 533	-	-	-	-	-	-	-	-	-	-	-	-	-	-	-	-
Project Tenshahda plot	-	-	-	-	-	-	-	-	-	-	-	-	-	-	-	-
Mohammaspur F Block	-	-	-	-	-	-	-	-	-	-	-	-	-	-	-	-
Lalmatia 72/ revised 88 flat	-	-	-	-	-	-	-	-	-	-	-	-	-	-	-	-
Lalmatia New Koton 120 Flat	-	-	-	-	-	-	-	-	-	-	-	-	-	-	-	-
Sherpur Straddl Residential plot	-	-	-	-	-	-	-	-	-	-	-	-	-	-	-	-
Lalmatia Community Center Project	-	-	-	-	-	-	-	-	-	-	-	-	-	-	-	-
Project 54 Flat	-	-	-	-	-	-	-	-	-	-	-	-	-	-	-	-
Lalmatia 132/ revised 153 flat	-	-	-	-	-	-	-	-	-	-	-	-	-	-	-	-



Particulars	Amount in BDT (30 June 2019)										Amount in BDT (30 June 2018)					
	Head Office	Dhaka Circle	Chittagong Circle	Rajshahi Circle	Planning Division	EM Division	Dhaka Division 1	Dhaka Division 2	Mirpur G. Division 2	Chittagong Division	Dinajpur Division	Khulna Division	Sylhet Division	Rajshahi Division	Total	Total
Fund refund against Security Guard Expenses	-	-	-	-	-	-	-	939,227	-	-	-	-	-	-	939,227	-
Fund refund against Computer Operating Expenses	-	-	-	-	-	-	-	-	-	-	-	-	60,000	-	60,000	(42,698)
Fund refund against Other Expenses	-	-	-	-	-	-	-	13	-	-	-	-	-	-	13	51,000
Fund refund against repair and maintenance	-	-	-	-	-	-	-	-	-	-	-	-	700,896	-	700,896	1,000,367
Fund refund against Land Tax	-	-	-	-	-	954,259	301,017	-	-	-	529,190	284,053	266,421	-	3,035,836	19,849
Fund refund against Stationary	-	-	-	-	3,973	-	-	1,437	13,647	-	-	-	490,260	-	110,281	792,695
Fund refund against Entertainment	-	-	-	-	55	-	-	-	2,830,255	335	-	-	20,000	-	20,390	16,956
Fund refund against Security Deposit	-	-	-	-	-	-	-	-	60,370	-	-	-	30,190	-	90,510	-
Fund refund against Office Equipment	-	-	-	-	-	-	-	-	-	-	-	-	-	-	-	-
Fund refund against Demarcation	-	-	-	-	-	-	-	-	-	-	-	-	-	-	-	-
Fund refund against Project	-	-	-	-	-	-	-	-	-	-	-	-	-	-	-	-
Fund refund against Supply and Service	-	-	6,380	-	-	2,500,221	-	-	-	-	-	-	70,000	9,463	70,000	12,834,133
Fund refund against Legal Expenses	-	-	-	-	-	-	-	-	29,704	-	1,794,749	-	-	1,853,755	(57,757)	(62,264,266)
Fund refund against Advertisement	-	-	-	-	-	-	-	-	1,370	-	-	-	-	-	1,370	282
Fund refund against Vehicle Repair	-	-	-	-	1,081	-	-	-	-	-	-	-	-	-	-	-
Fund refund against Ancillary establishments	-	-	-	-	-	-	-	-	284	-	-	-	243,448	-	243,732	1,358,603
Bank Charges & Esche Duty	115,135	-	-	-	1,438	8,600	390,554	163,629	87,333	118,720	139,912	140,073	140,957	134,957	1,435,247	1,274,528
Income Tax Deducted On Bank Interest :	2,013,124	-	-	-	852	16,535	1,580,806	543,677	1,127,226	304,386	653,242	366,525	840,814	8,085,398	6,511,301	-
Total Payment for the year	6,672,693,393	5,988,000	12,906,942	3,025,000	2,392,789	9,697,220	1,102,345,532	488,993,724	1,133,423,395	36,399,690	439,194,146	234,872,332	60,030,934	11,926,307,861	14,200,346,133	-
Closing Balance	51,054,585	-	-	-	6,276	66,517,317	491,708,683	140,364,345	532,393,911	116,441,534	88,203,220	122,948,347	128,220,778	2,400,948,801	2,381,981,491	-

[Signature]

Assistant Director
(Audit)

[Signature]

Deputy Director
(Finance & Accounts)

[Signature]

Member
(Admin & Finance)

[Signature]

Chairman



National Housing Authority

Notes to the financial statements

As at and for the year ended 30 June 2019

1 Reporting entity

1.1 Authority profile

The end of the British rule and the partition of the subcontinent resulted in migration of millions of Muslim refugees flocked into the four main cities of Bangladesh and started living on vacant government lands in these cities. They erected makeshift houses creating unplanned and unhygienic condition. The influx of these refugees also produced tremendous strain on the existing services and infrastructures. In view of these situation the then government created housing wing under the Works, Power and Irrigation Ministry in 1958.

The government undertook housing programs throughout the country in order to rehabilitate the refugees and the local low and middle-income families in an organized way. The "housing wing" was upgraded to the present Housing and Settlement Directorate in 1971 after successful completion of the refugee rehabilitation program. To ascertain shelter for all by 2000 the Democratic government now formulating National Housing policy 2004, considering the present need of the country. In the light of the National Housing policy, the national Assembly has adopted and approved the National Housing Authority (NHA) Act. 2000. in accordance with the act, Housing and settlement direction (HSD) and deputy Commissioner Settlement (DCS) office have been abolished and a new Authority NHA has been formed by merging these two Authorities. The National Housing Authority Act 2000 has been implemented on the 15th July, 2001 through the government notification.

1.2 Nature of business

The main activity of the Authority is purchase of land and to develop the same for urban housing. The Authority also purchases land for construction of multi-storied apartment buildings. The Authority constructs multi-storied buildings and sold or lease to general public.

2 Basis of preparation of financial statements

2.1 Basis of measurement

The financial statements have been prepared on going concern basis under the historical cost convention.

2.2 Statement of compliance

The financial statements of the Authority have been prepared in accordance with International Accounting Standards (IASs) and International Financial Reporting Standards (IFRSs) as adopted by the Financial Reporting Council (FRC). The compliance status of these IASs & IFRSs are as follows:

IAS 1: Presentation of Financial Statements	Complied
IAS 2: Inventories	Non-Complied
IAS 7: Statement of Cash Flows	Complied
IAS 8: Accounting Policies, Changes in Accounting Estimates and Errors	Complied
IAS 10: Events after the Reporting Period	Complied
IAS 12: Income Taxes	Non-Complied
IAS 16: Property, Plant and Equipment	Complied
IAS 19: Employee Benefits	Complied
IAS 20: Accounting for Government Grants and Disclosure of Government Assistance	Complied
IAS 21: The Effects of Changes in Foreign Exchange Rates	Not applicable
IAS 23: Borrowing Costs	Not applicable
IAS 24: Related Party Disclosures	Not applicable
IAS 26: Accounting and Reporting by Retirement Benefit Plans	Non-Complied
IAS 27: Separate Financial Statements	Not applicable
IAS 28: Investment in Associates and Joint Ventures	Not applicable
IAS 29: Financial Reporting in Hyperinflationary Economics	Not applicable
IAS 32: Financial Instruments: Disclosure and Presentation	Complied
IAS 33: Earnings Per Share	Not applicable
IAS 34: Interim Financial Reporting	Not applicable
IAS 36: Impairment of Assets	Non-Complied



National Housing Authority

Notes to the financial statements

As at and for the year ended 30 June 2019

IAS 37: Provisions, Contingent Liabilities and Contingent assets	Not applicable
IAS 38: Intangible Assets	Not applicable
IAS 40: Investment Property	Non-Complied
IAS 41: Agriculture	Not applicable
IFRS 1: First time Adoption of International Financial Reporting Standards	Not applicable
IFRS 2: Share based Payment	Not applicable
IFRS 3: Business Combinations	Not applicable
IFRS 4: Insurance Contracts	Not applicable
IFRS 5: Non-current Assets Held for Sale and Discontinued Operations	Not applicable
IFRS 6: Exploration for and Evaluation of Mineral Resources	Not applicable
IFRS 7: Financial Instruments: Disclosures	Complied
IFRS 8: Operating Segments	Not applicable
IFRS 9: Financial Instruments	Complied
IFRS 10: Consolidated Financial Statements	Not applicable
IFRS 11: Joint Arrangements	Not applicable
IFRS 12: Disclosure of Interests in Other Entities	Not applicable
IFRS 13: Fair Value Measurement	Complied
IFRS 14: Regulatory Deferral Accounts	Not applicable
IFRS 15: Revenue from Contracts with Customers	Complied
IFRS 16: Leases	Not applicable
IFRS 17: Insurance Contract	Not applicable

Compliance with other regulatory requirements

The Authority complied with the requirements of following laws and regulations from various government bodies:

- i) National Housing Policy 2016.
- ii) City Development Act 1953.
- iii) Real Estate Development and Management Act 2010.
- iv) Real Estate Development and Management Regulations 2011.
- v) Dhaka Building Construction Regulations 2008.
- vi) House and Land Development Rule 2004.
- vii) National Housing Act 2000.
- viii) Building Act 1996.
- ix) The Income Tax Ordinance, 1984 and amendment thereon.
- x) The Income Tax Rules, 1984.
- xi) The Value Added Tax and Supplementary Duty Act 2012.
- xii) The Value Added Tax and Supplementary Duty Rule 2016.
- xiii) The Stamp Act, 1899.
- xiv) The Bangladesh Labor Act, 2006 and amended in 2015.
- xv) Any other applicable laws and regulations of the land.

2.3 Functional and presentation currency

The financial statements are presented in Bangladeshi Taka (Taka/Tk/BDT), which is the Authority's functional and presentation currency. Except as indicated, financial information presented in Bangladeshi Taka has been rounded off to the nearest taka.

2.4 Reporting period

The financial period of the Authority covers one year from 1 July to 30 June and is followed consistently.

2.5 Comparative information

Comparative information has been disclosed in respect of the year ended 30 June 2019 for all numerical information in the financial statements and also the narrative and descriptive information where it is relevant for understanding of the current year's financial statements.



National Housing Authority

Notes to the financial statements

As at and for the year ended 30 June 2019

2.6 Use of estimates and judgments

The preparation of financial statements in conformity with IFRSs requires management to make judgments, estimates and assumptions that affect the application of accounting policies and the reported amounts of assets, liabilities, income and expenses. Actual results may differ from these estimates.

Estimates and underlying assumptions are reviewed on an ongoing basis. Revisions to accounting estimates are recognised in the period in which the estimate is revised and in any future periods affected.

2.7 Going concern

The Management have made an assessment of the Authority's ability to continue as a going concern and they do not intend either to liquidate or to cease trading. The Authority has adequate resources to continue in operation for the foreseeable future. The current resources of the Authority provide sufficient funds and attributable credit facilities to meet the present requirements of its existing business. Since, there is no material uncertainties related to events or conditions at reporting date which may cast significant doubt upon the Authority's ability to continue as a going concern, for this reason, management continues to adopt going concern basis in preparing the financial statements.

2.8 Accrual basis of accounting

The Authority prepares its financial statements, except the statement of cash flows, using the accrual basis of accounting. When the accrual basis of accounting is used, an entity recognises the elements of financial statements such as assets, liabilities, equity, income and expenses when they satisfy the definitions and recognition criteria for those elements in the conceptual framework.

2.9 Materiality and aggregation

Each material class of similar items is presented separately in the financial statements. Items of a dissimilar nature or function are presented separately unless they are immaterial.

2.10 Offsetting

The entity does not offset assets and liabilities or income and expenses, unless required or permitted by any IFRSs.

2.11 Events after the reporting period

Events after the reporting period that provide additional information about the Authority's position at the reporting date or those that indicate the going concern assumption is not appropriate are reflected in the financial statements. Amounts recognised in the financial statements are adjusted for events after the reporting period that provide evidence of conditions that existed at the end of the reporting period. No adjustment is given in the financial statements for events after the reporting period that are indicative of conditions that arose after the reporting period. Material non-adjusting events are disclosed in the financial statements.

3.0 Summary of significant accounting policies

The accounting policies set out below have been applied consistently to all periods presented in these financial statements.

3.1 Property, plant and equipment

3.1.1 Recognition

The cost of an item of property, plant and equipment shall be recognised as an asset if, and only if:

- a) it is probable that future economic benefits will flow to the entity; and
- b) the cost of the item can be measured reliably.

3.1.2 Measurement at recognition

An item of property, plant and equipment qualifying for recognition is initially measured at its cost. Cost comprises expenditure that is directly attributable to the acquisition of the assets. The cost of self-constructed asset includes the following: the cost of materials and direct labour; any other costs directly attributable to bringing the assets to a working condition for their intended use; and when the Authority has an obligation to remove the asset or restore the site, an estimate of the costs of dismantling and removing the items and restoring the site on which they are located.



National Housing Authority

Notes to the financial statements

As at and for the year ended 30 June 2019

3.1.3 Subsequent costs

Subsequent to initial recognition, cost of replacing part of an item of property, plant and equipment is recognized in the carrying amount of the item if it is probable that the future economic benefits embodied within the part will flow to the Authority and its cost can be measured reliably. All other repair and maintenance expenses are charged in the statement of profit or loss and other comprehensive income as they are incurred.

3.1.4 Derecognition

An asset is derecognised on disposal or when no further economic benefits are expected from its use. Gain or loss on disposal of an asset is determined as the difference of net disposal proceeds and the carrying amount of the asset and is recognised as gain or loss from disposal of asset under other income/expense in the statement of profit or loss and other comprehensive income.

3.1.5 Impairment

The carrying amount of the entity's non-financial assets, other than inventories and deferred tax assets (considered as disclosed separately under respective accounting standards), are reviewed at each reporting date to determine whether there is any indication of impairment. If any such indication exists, the assets' recoverable amounts are estimated. However, no such conditions that might be suggestive of a heightened risk of impairment of assets existed at the reporting date.

3.1.6 Depreciation

Depreciation is commenced when the asset is in the location and condition necessary for it to be capable of operating in the manner intended. Property plant and equipment of the Authority are depreciated using reducing balance method. Full month's depreciation is charged for the month of acquisition. On disposal of an asset, depreciation is charged up to the month prior to the disposal. Each significant part of an item of property, plant and equipment is depreciated separately, using their useful lives. If any residual value is considered for an asset on its expiry of expected life, the value is deducted from the cost to arrive at the depreciable amount. The residual value and useful life of an asset are reviewed in each year end. Depreciation is expressed in terms of percentage of cost of the related assets. The depreciation rates per annum applicable to different categories of property, plant and equipment are as follows:

<u>Asset category</u>	<u>Rate of depreciation</u>
Land and Land Development	0%
Building and Other Constructions	5%
Vehicle & Machinery	20%
Plant & Machinery	20%
Furniture & Fixtures	20%
Office Equipment	6%

3.2 Financial instruments

A financial instrument is any contract that gives rise to a financial asset of one entity and a financial liability or equity instrument of another entity. Non-derivative financial instruments comprise deposits, trade and other receivables, cash and cash equivalents, trade and other payables, share capital and interest-bearing borrowings.

3.2.1 Financial assets

The Authority initially recognises receivables and deposits on the date that they are originated. All other financial assets are recognised initially on the date at which the Authority becomes a party to the contractual provisions of the transaction.

The Authority derecognises a financial asset when the contractual rights to the cash flows from the asset expire, or it transfers the rights to receive the contractual cash flows in a transaction in which substantially all the risks and rewards of ownership of the financial asset are transferred, or it neither transfers nor retains substantially all of the risks and rewards of ownership and does not retain control over the transferred asset.

The Authority's financial assets comprise advance, deposits and prepayments, investments and cash & cash equivalents.



National Housing Authority

Notes to the financial statements

As at and for the year ended 30 June 2019

3.2.1.2 Advance, deposits and prepayments

Advances with no stated interest are measured at the original amount if the effect of discounting is immaterial.

Deposits are measured at payment value.

3.2.1.3 Investment in FDR

Investment in fixed deposits is shown in the financial statements at its cost and interest income is recognised cash basis.

3.2.1.4 Cash and cash equivalents

Cash and cash equivalent include cash in hand, balance and deposits with financial institutions that are readily convertible into known amounts of cash and which are subject to an insignificant risk of changes in value.

3.2.2 Financial liabilities

The Authority initially recognises financial liabilities in its statement of financial position when the Authority becomes a party to the contractual provisions of the liability. The Authority recognises such financial liability when its contractual obligations arising from past events are certain and the settlement of which is expected to result in an outflow from the entity of resources embodying economic benefits.

The Authority derecognises a financial liability when its contractual obligations are discharged or cancelled, or expired.

The Authority's financial liabilities comprise bank overdraft and accounts payable.

3.2.2.1 Accounts payable

Trade and other payables are recognised when its contractual obligations arising from past events are certain and the settlement of which is expected to result in an outflow from the Authority of resources embodying economic benefits. Trade and other payables are recognised initially at fair value.

3.11 Revenue recognition

The Authority has recognized revenue as per IFRS-15 Revenue from Contract with Customers. The Authority has recognized revenue when (or as) the entity satisfies a performance obligation. This core principle is delivered in a five-step model framework:

- i) Identify the contract(s) with a customer.
- ii) Identify the performance obligations in the contract.
- iii) Determine the transaction price.
- iv) Allocate the transaction price to the performance obligations in the contract.
- v) Recognise revenue when (or as) the entity satisfies a performance obligation.

Revenue from contracts with customers is recognized when control of the goods or services are transferred to the customer at an amount that reflects the consideration to which the Authority expects to be entitled in exchange for those goods.

Revenue is measured based on the consideration specified in a contract with a customer net of returns, discounts, free issues.

The Authority's typical performance obligations include the following:

i) Sale of land

Sale of land is recognised when the Authority registers the plots of land. The Authority also receives money against such allotments on instalments basis during the span of four years. The amount is booked under 'advance on allotment' as 'current liability' at the time of receipt and treated as a 'sale' only when the allotted plots of land are registered to the respective customers. Sales are recognised mainly when the risk and rewards associated with the products are significantly transferred to the buyer and the buyer has the possession of the land.



National Housing Authority

Notes to the financial statements

As at and for the year ended 30 June 2019

ii) Sale of apartment

Authority, in-line with government regulations practice receives money against such sale on instalment basis during the span of four years. The amount is booked under 'advance against sale' as 'current liability' at the time of receipt and treated as a 'sale' only when the apartments are handed over to the respective customers. Sales are recognised mainly on hand-over basis for apartments when the risk and rewards associated with the products are significantly transferred to the buyer and the buyer has the possession of the products. The registration process takes time in Bangladesh due to the existing procedures to be followed in terms of regulations and also customers' delayed initiatives to register the property in own name(s) as there is no statutory deadline compulsorily to be followed for such registration.

3.12 Finance income and expense

Finance income comprises interest on financial deposits with banks. Finance income is recognised on an accrual basis and shown under statement of profit or loss and other comprehensive income. Finance costs comprise interest expense on overdraft and borrowings.



National Housing Authority

Notes to the financial Statements

As at and for the year ended 30 June 2019

Notes	Particulars	Sub-Notes	Amount in BDT	
			30 June 2019	30 June 2018
4.00	Property, Plant & Equipment			
	A. Cost			
	Opening Balance		26,525,276,896	26,525,276,896
	Add: Addition during year		674,291	-
	Less: Disposal/Adjustments during the year			-
	Total Cost		26,525,951,187	26,525,276,896
	B. Accumulated Depreciation			
	Opening balance		3,129,882,036	3,068,285,169
	Add: Depreciation Charged during year		58,147,501	61,596,867
	Less: Adjustment during year		-	-
	Total Accumulated Depreciation		3,188,029,537	3,129,882,036
	Written Down Value (A-B)		23,337,921,650	23,395,394,860
5.00	Project Under Construction			
	Opening Balance		5,078,194,999	2,545,896,826
	Add: Addition during the year		4,240,527,427	5,539,217,728
	Less: Transfer during the year		2,808,211,257	3,006,919,555
	Closing Balance		6,510,511,170	5,078,194,999
6.00	Investment in FDR			
	Opening Balance		7,895,369,700	9,073,525,044
	Add: Addition during the year		1,988,800,056	1,894,807,835
	Add: Interest received during the year		414,604,335	546,337,500
	Sub-Total		10,298,774,091	11,514,670,380
	Less: Encashment during the year		1,866,728,972	3,561,827,723
	Less: Tax Deducted at Source		41,068,394	55,476,456
	Less: Excise Duty deducted		1,812,500	1,996,500
	Less: Adjustment during the year		-	-
	Sub-Total		1,909,609,866	3,619,300,679
	Total		8,389,164,226	7,895,369,700
7.00	Stock & Stores			
	Opening Balance		17,304,017	18,190,667
	Add: Addition during the year		1,820,568	1,114,324
	Less: Consumption during the year		1,903,442	2,000,973
	Closing Balance		17,221,144	17,304,017
8.00	Receivable from Tenant			
	Receivable against low cost house		11,026,540	13,783,174
	Receivable against flat sale		4,874,514	6,093,142
	Receivable against shop rent		99,973	124,966
	House rent receivable		2,961,074	3,701,342
	Total		18,962,100	23,702,625



Notes	Particulars	Sub-Notes	Amount in BDT	
			30 June 2019	30 June 2018
9.00	Receivable against Lease rent			
	Receivable against Plot Lease (Residential)		84,611	105,763
	Receivable against Commercial Plot		453,256	566,570
	Total		537,866	672,333
10.00	Advances, Deposits & Prepayments			
	Opening Balance		51,120,880	63,901,100
	Add: Addition during the year		-	-
	Less: Realization during the year		10,224,176	12,780,220
	Closing Balance		40,896,704	51,120,880
11.00	Cash & Cash Equivalents			
	Opening Balance		2,381,981,491	1,438,956,198
	Add: Received during the year		12,145,275,171	15,143,371,426
	Less: Payment during the year		11,926,307,860	14,200,346,133
	Closing Balance		2,600,948,801	2,381,981,491
	The details of the bank balance disclosed in Annexure C			
12.00	Govt. Capital Fund			
	Opening Balance		24,235,010,416	24,235,010,416
	Add: Addition during the year		-	-
	Less: Payment during the year		-	-
	Closing Balance		24,235,010,416	24,235,010,416
13.00	Flat Construction Fund A/C			
	Opening Balance		2,635,060,841	2,635,060,841
	Add: Addition during the year		-	-
	Less: Payment during the year		-	-
	Closing Balance		2,635,060,841	2,635,060,841
14.00	Govt. Fund for Project Development			
	Opening Balance		3,122,042,557	3,122,042,557
	Add: Addition during the year		-	-
	Less: Payment during the year		-	-
	Closing Balance		3,122,042,557	3,122,042,557
15.00	Retained Earnings			
	Opening Balance		5,908,988,630	3,833,017,137
	Add: Current year profit		2,023,835,005	2,075,971,492
	Less: Adjustment		-	-
	Closing Balance		7,932,823,635	5,908,988,630
16.00	Government Grant			
	Opening Balance		-	-
	Addition (Maijdee Project)		1,600,000	-
	Adjustments		-	-
			1,600,000	-
17.00	ADB Loan (DUIP Project)			
	Opening Balance		1,444,287,713	1,444,287,713
	Add: Interest during the year		-	-
	Less: Payment during the year		-	-
	Closing Balance		1,444,287,713	1,444,287,713



Notes	Particulars	Sub-Notes	Amount in BDT	
			30 June 2019	30 June 2018
18.00	IDA & UNDP Loan (KUAD Project)			
	Opening Balance		46,805,000	46,805,000
	Add: Interest during the year		-	-
	Less: Payment during the year		-	-
	Closing Balance		46,805,000	46,805,000
19.00	GoB Loan (KUAD Project)			
	Opening Balance		98,581,000	98,581,000
	Add: Interest during the year		-	-
	Less: Payment during the year		-	-
	Closing Balance		98,581,000	98,581,000
20.00	Contractor Outstanding Bill			
	Opening Balance		435,669,612	544,587,015
	Add: Interest during the year		-	-
	Less: Payment during the year		87,133,922	108,917,403
	Closing Balance		348,535,690	435,669,612
21.00	Creditors for Other Expenses			
	Supplies Bill Payable (Material)		92,426	115,533
	Utilities Bill Payable	21.01	9,366,724	11,708,404
	Fuel Bill Payable		632,449	790,561
	Contingency (Masterroll Staff Salary Payable)		-	-
	Total		10,091,598	12,614,498
21.01	Utilities Bill Payable			
	WASA Bill Payable		8,184,640	10,230,800
	Telephone Bill Payable		1,138,442	1,423,053
	Electric Bill Payable		13,153	16,441
	Gas Bill Payable		30,489	38,111
	Total		9,366,724	11,708,404
22.00	Creditors for Other Finance			
	Security Deposit from Contractor	22.01	519,403,963	359,149,379
	Security Deposit from Allottee	22.02	372,424,190	372,424,190
	Deducted Income Tax Payable	22.03	59,011,732	60,732,135
	Deducted VAT Payable	22.04	49,153,422	60,710,055
	Income Tax Payable on Auction		-	-
	Total		999,993,307	853,015,759
22.01	Security Deposit from Contractor			
	Opening Balance		359,149,379	191,333,838
	Add: Deduction during the year		278,621,140	183,146,309
	Less: Payment During the year		118,366,556	15,330,768
	Total		519,403,963	359,149,379
22.02	Security Deposit from Allottee			
	Opening Balance		372,424,190	372,424,190
	Add: Deduction during the year		-	-
	Less: Payment During the year		-	-
	Total		372,424,190	372,424,190



Notes	Particulars	Sub-Notes	Amount in BDT	
			30 June 2019	30 June 2018
22.03	Deducted Income Tax Payable			
	Opening Balance		60,732,135	1,457,899
	Add: Deduction during the year		136,471,351	182,880,680
	Less: Payment During the year		138,191,754	123,606,444
	Total		59,011,732	60,732,135
22.04	Deducted VAT Payable			
	Opening Balance		60,710,055	22,973,431
	Add: Deduction during the year		143,118,682	165,185,799
	Less: Payment During the year		154,675,315	127,449,175
	Total		49,153,422	60,710,055
23.00	Other Liabilities			
	Municipal Tax Payable		37,135,491	46,419,364
	Land Tax Payable		1,190,726	1,488,407
	Land Acquisition Cost Payable		3,005,687	3,757,109
	Total		41,331,904	51,664,880
24.00	Revenue			
	Income from Lease Rent		3,510,264,072	3,758,649,444
	Mutation fee		64,762,172	41,490,117
	Ground Tax Revenue		50,065,586	8,286,002
	BDLG Building		21,926,500	22,804,000
	Receipt from Staff Quarter		7,428,337	58,985,398
	Enrollment Fee		4,240,617	3,181,010
	Transfer Fee		308,430,590	241,922,952
	Mortgage Fee		8,838,643	6,856,323
	Transformation Fee		125,199,468	92,355,565
	Late Installment Fee		539,001,803	517,602,770
	Joint Construction Fee		21,089,907	16,140,103
	Reconstruction Fee		6,652,585	4,558,330
	Ammokter Fee		8,055,274	5,330,691
	Time Extention Fee		6,939,542	9,587,624
	Heba Fee		10,700,097	7,142,381
	Non Construction Fee		2,355,899	1,855,428
	Miscellaneous Income		2,907,316	55,263,190
	Design fee		119,734	-
	Shop & Market rent		319,615	3,344,665
	Bank Interest		691,703	329,590
	Contractor renewal fee		12,000	34,320
	Tender sale		14,500	-
	Installment Plot		5,971,785	3,500,000
	Installment House		2,310	1,309
	Rate & Taxes		2,755,240	2,512,491
	Pond lease		-	514,600
	Sale of Lease Agreement		16,295	10,935
	Sale of prospectus		-	3,033,000
	Sale of Waste or Scrap		-	-
	Repair & Maintenance Fee		459,324	-
	Accured installment		-	-



Notes	Particulars	Sub-Notes	Amount in BDT	
			30 June 2019	30 June 2018
	Sales of side plan		1,920	1,680
	Fund Received		-	-
	Received From GoB		-	-
	Total		4,709,222,833	4,865,293,917
25.00	Cost of Sales			
	Opening Balance		5,078,194,999	2,545,896,826
	Add: Project Cost for the year		4,240,527,427	5,539,217,728
	Less: Adjustments		6,510,511,170	5,078,194,999
	Cost of Sales		2,808,211,257	3,006,919,555
26.00	Administrative Expense			
	A. Salary and Allowance		188,964,450	168,902,485
	Officers Salary		74,374,017	49,391,585
	Employees salary		40,533,404	44,372,753
	Charge Allowance		91,275	39,894
	Conveyance Allowance		887,765	630,720
	Education allowance		1,735,571	1,987,675
	House Rent Allowance		43,203,625	44,882,004
	Medical Allowance		5,581,347	6,200,516
	Mobile Phone Allowance		120,070	72,906
	Tiffin Allowance		477,669	541,499
	Washing Allowance		47,300	46,500
	Festival Allowance		13,994,055	14,369,335
	Overtime Allowance		2,776,091	1,909,704
	Bangla Nababarsha Allowance		1,295,514	1,451,215
	Other Allowance		1,978,348	536,679
	Motor Vehicle Repair Allowance		1,062,500	1,180,750
	Refreshment Allowance		30,720	48,000
	Telephone Allowance		6,808	1,180,750
	Higher Allowance		-	60,000
	Rest & Recreation Allowance		768,372	-
	B. Supply & Services		127,452,395	175,994,257
	Work Charge/Master roll salary		49,424,546	52,003,301
	Ansar & security guard		9,018,893	7,950,700
	Lam Grant		-	-
	Rest & Recreation		395,430	319,630
	Mohargo bonus		-	61,651
	Travel allowance		2,174,937	2,065,596
	Telephone & Fax		589,017	538,296
	Water		7,054,879	3,618,374
	Gas & fuel		5,625,337	4,696,404
	Computer & Photocopy		2,535,335	721,353
	Legal expense		3,406,298	3,989,659
	Postage		102,000	32,500
	Stationary expense		1,903,442	2,000,973
	Office equipment repair		219,900	1,133,137
	Other expense		800,772	1,460,062
	Other office expense		365,160	-



Notes	Particulars	Sub-Notes	Amount in BDT	
			30 June 2019	30 June 2018
	Municipal Tax		2,341,399	4,693,583
	Land Tax		3,075,722	4,674,108
	Electricity		6,924,257	6,290,119
	Training Expense		136,000	200,670
	Miscellaneous Expenses		-	-
	Rates & Taxes		-	-
	Other Payments		-	-
	Entertainment		502,871	38,223
	Vehicle repair expense		3,732,936	2,557,056
	Petrol and Lubricant		2,203,616	1,903,042
	Demarcation		530,000	-
	Event		712,006	-
	Advertisement		591,617	365,776
	Profit Payment		-	55,000,000
	Foreign Training		5,251,092	-
	Appoinment Expense		286,262	38,000
	World Habitat Day		-	171,970
	Audit Fee		942,272	370,999
	Dressing & Cleaning		-	184,616
	Out sourcing		646,172	-
	Software & Networking		773,060	-
	Honorium		88,000	40,500
	Bad Debts		15,099,168	18,873,960
	Total (A+B)		316,416,845	344,896,743
27.00	Repair & Maintenance Expense			
	Repair and Maintenance Expense		42,746,995	42,068,590
			42,746,995	42,068,590
28.00	Depreciation Expense		58,147,501	61,596,867
29.00	Other Income		99,989,798	124,987,248
30.00	Interest on FDR		414,604,335	546,337,500
31.00	Interest on Bank		77,942,175	60,193,368
32.00	Financial Expense			
	Bank Charge & Excise Duty		1,435,247	1,374,528
	Excise Duty on FDR Interest		1,812,500	1,996,500
			3,247,747	3,371,028
33.00	Income Tax	33.01	49,153,791	61,987,757
33.01	Income Tax			
	TDS on Bank Interest		8,085,398	6,511,301
	TDS on FDR Interest		41,068,394	55,476,456
			49,153,791	61,987,757



National Housing Authority
Schedule of Property, Plant & Equipment
As at 30 June 2019

Particulars	Cost				Rate (%)	Depreciation			Written down value as on 30.06.2019
	Balance as on 01.07.2018	Addition during the year	Disposal during the year	Balance as on 30.06.2019		Balance as on 01.07.2018	Depreciation charged during the year	Adjustment during the year	
Land and Land Development	22,274,809,200	-	-	22,274,809,200	0%	-	-	-	22,274,809,200
Building & Other Constructions	4,122,668,069	-	-	4,122,668,069	5%	3,028,756,253	54,695,591	-	3,083,451,844
Vehicle & Machinery	102,142,005	-	-	102,142,005	20%	89,897,586	2,448,884	-	92,346,470
Plant & Machinery	1,049,000	-	-	1,049,000	20%	851,899	39,420	-	891,319
Furniture & Fixtures	5,488,030	474,291	-	5,962,321	20%	5,467,969	98,870	-	5,566,839
Office Equipment	19,120,592	200,000	-	19,320,592	6%	4,908,329	864,736	-	5,773,065
Total (As at 30 June 2019)	26,525,276,896	674,291	-	26,525,951,187		3,129,882,036	58,147,501	-	3,188,029,537
Total (As at 30 June 2018)	26,525,276,896	-	-	26,525,276,896		3,068,285,169	61,596,867	-	3,129,882,036
									23,395,394,860



National Housing Authority
Division wise Statement of Profit or Loss and Other Comprehensive Income
For the year ended 30th June 2019

Particulars	Head Office	Dhaka Circle	Chittagong Circle	Rajshahi Circle	Planning Division	EM Division	Dhaka Division I	Dhaka Division 2	Mirpur Gr. Division 2	Chittagong Division	Dinajpur Division	Khulna Division	Sylhet Division	Rajshahi Division	Total
Revenue	4,414,092,075	-	-	-	-	-	28,361,432	58,130,257	19,015,000	87,848,558	22,888,295	30,962,594	27,309,238	26,615,385	4,709,222,833
Cost of Good Sold	2,808,211,257	-	-	-	-	-	-	-	-	-	-	-	-	-	2,808,211,257
Less: Expenses	158,131,287	5,340,209	9,131,282	2,744,200	1,870,270	8,320,873	36,888,785	55,435,855	38,341,733	25,880,528	9,435,449	22,300,451	16,623,290	26,867,131	417,311,341
Administrative Expense	99,983,786	5,340,209	9,131,282	2,744,200	1,870,270	8,320,873	31,493,044	43,105,041	35,925,733	21,380,528	7,614,639	19,234,504	13,889,711	16,383,027	316,416,845
Repair & Maintenance Expense	-	-	-	-	-	-	5,395,741	12,330,814	2,416,000	4,500,000	1,820,810	3,065,947	2,733,579	10,484,104	42,746,995
Depreciation Expense	58,147,501	-	-	-	-	-	-	-	-	-	-	-	-	-	58,147,501
Gross Profit/Loss	1,447,749,530	(5,340,209)	(9,131,282)	(2,744,200)	(1,870,270)	(8,320,873)	(8,527,353)	2,694,402	(19,326,733)	61,968,030	13,452,846	8,662,143	10,685,948	(6,251,746)	1,483,700,235
Add: Non-Operating Income	594,855,381	-	-	-	8,516	147,942	6,724,231	15,288,864	5,435,597	10,891,124	2,459,965	5,325,869	2,990,681	8,408,139	592,536,309
Other Income	99,989,798	-	-	-	-	-	-	-	-	-	-	-	-	-	99,989,798
FDR Interest Received	414,604,335	-	-	-	8,516	147,942	6,724,231	15,288,864	5,435,597	10,891,124	2,459,965	5,325,869	2,990,681	8,408,139	414,604,335
Bank Interest Received	20,261,247	-	-	-	-	-	-	-	-	-	-	-	-	-	20,261,247
Less: Non-Operating Expense	1,927,635	-	-	-	1,438	8,600	194,287	330,554	163,629	87,333	118,730	139,912	140,673	134,957	3,247,747
Financial Expense	-	-	-	-	-	-	-	-	-	-	-	-	-	-	-
Net Profit/Loss before Tax	1,980,677,276	(5,340,209)	(9,131,282)	(2,744,200)	(1,863,192)	(8,181,530)	(1,997,409)	17,652,712	(14,054,765)	72,771,821	15,794,081	13,848,100	13,535,956	2,021,436	2,072,988,796
Less: Tax on Bank Interest Tax Deducted at Source	43,081,518	-	-	-	852	16,535	638,311	1,580,806	543,677	1,127,226	304,286	653,242	366,523	840,814	49,153,791
Net Profit/Loss after Tax	1,937,595,758	(5,340,209)	(9,131,282)	(2,744,200)	(1,864,044)	(8,198,066)	(2,635,720)	16,071,906	(14,598,442)	71,644,596	15,489,795	13,194,858	13,169,433	1,180,622	2,023,835,005



National Housing Authority
Schedule of Fixed Deposit Receipt
As on 30 June 2019

SL. No.	Bank Name & Branch	FDR Number	Opening Date	Maturity Date	Principal Amount	Opening Balance	Addition	Encashment	Adjustment	Interest	TDS	Excise Duty	Closing Balance
1	Agrani Bank Ltd. Principal Br. Dhaka	0110081510993-3	1/8/12	1/8/17	30,000,000	44,620,598	-	-	-	-	-	-	44,620,598
2	Agrani Bank Ltd. Dolajevur Br. Dhaka	002767/4665	1/26/15	1/26/16	24,235,675	24,228,175	-	-	-	-	-	-	24,228,175
3	Agrani Bank Ltd. Green road corporate Br. Dhaka	0534606/0200004324457/0200004649844	4/29/15	4/29/17	20,662,126	22,227,779	-	-	-	-	-	-	22,227,779
4	Agrani Bank Ltd. Green road corporate Br. Dhaka	11A-0534628/02000050975670686	6/15/15	6/14/17	60,851,090	65,202,368	-	-	-	-	-	-	65,202,368
5	Agrani Bank Ltd. Malibagh Br. Dhaka	0936010/0200005097180/187	7/6/15	7/6/17	15,401,269	17,312,043	-	-	-	1,632,715	163,271	12,000	18,769,486
6	Agrani Bank Ltd. Malibagh Br. Dhaka	0535260/0200003825599/0200003825606	12/24/14	12/24/15	50,000,000	54,035,000	6,461,897	-	-	3,024,845	302,484	25,000	63,194,257
7	Agrani Bank Ltd. New Eskaton Br. Dhaka	0576231/0200005638719/0200005638720/0200	10/12/15	10/12/16	60,000,000	66,717,955	-	-	-	3,336,397	333,640	25,000	69,695,712
8	Agrani Bank Ltd. New Eskaton Br. Dhaka	0576240/0200006547991	2/2/16	2/2/17	24,232,500	28,280,834	-	-	-	1,007,691	100,769	12,000	29,175,756
9	Agrani Bank Ltd. New Eskaton Br. Dhaka	0576242/0200006547991	2/2/16	2/2/17	9,934,301	9,920,801	-	-	-	537,289	53,729	12,000	10,392,362
10	Agrani Bank Ltd. New Eskaton Br. Dhaka	0576241/0200006547991	2/3/16	2/3/17	3,038,499	3,038,499	-	-	-	164,333	16,434	2,500	3,183,901
11	Agrani Bank Ltd. New Eskaton road Br. Dhaka	0576207/0200003829610/0200003829609	12/30/14	12/30/15	50,000,000	60,497,369	-	-	-	3,154,391	315,439	25,000	63,326,321
12	Agrani Bank Ltd. New Eskaton road Br. Dhaka	0576206/0200003829579/0200003829580	12/30/14	12/30/15	50,000,000	60,512,369	-	-	-	5,286,349	528,635	25,000	65,985,000
13	Agrani Bank Ltd. New Eskaton road Br. Dhaka	0576216/0200003855927/5925	1/8/15	1/8/17	105,825,319	128,528,891	-	-	-	-	-	-	133,261,605
14	Agrani Bank Ltd. New Eskaton Branch, Dhaka	020002948287092000095382764	3/6/17	3/6/18	40,000,000	40,000,000	-	-	-	-	-	-	40,000,000
15	Agrani Bank Ltd. New Eskaton Branch, Dhaka	0576247/0200008959854/0200008958853	8/16/16	8/16/17	169,679,698	169,679,698	-	-	-	-	-	-	169,679,698
16	Agrani Bank Ltd. Principal Br. Dhaka	5639287	10/12/15	10/12/16	59,985,000	60,000,000	-	-	-	-	-	-	60,000,000
17	Agrani Bank Ltd. Malibagh Branch, Dhaka	0936036/0200005644784/0200005644798	10/15/15	10/14/16	60,000,000	67,189,733	-	-	-	3,359,487	335,949	25,000	70,188,270
18	Agrani Bank Ltd. New Eskaton Branch, Dhaka	0576249/0200009239406/0200009239393	11/27/16	11/27/17	25,852,039	25,852,039	-	-	-	-	-	-	25,852,039
19	Agrani Bank Ltd. New Eskaton Branch, Dhaka	0576249/0200009239406/0200009239393	11/27/16	11/27/17	25,852,039	27,698,696	-	-	-	731,187	73,119	12,000	28,344,764
20	Agrani Bank Ltd. Malibagh Branch, Dhaka	0936100/02000009176935/0200009176875	11/6/16	11/6/17	127,029,838	127,029,838	-	-	-	494,271	49,427	-	127,029,838
21	Brac Bank Ltd. Sattamajid Road Branch, Dhaka	1503303529630003	12/28/17	12/28/19	7,500,000	7,500,000	-	-	-	-	-	-	7,944,844
22	Brac Bank Ltd. Banani Branch, Dhaka	1535303529630001	1/29/19	1/29/24	5,365,000	5,365,000	-	-	-	-	-	-	5,365,000
23	Brac Bank Ltd. Elephant Road Branch, Dhaka	1507303529630001	3/18/19	3/18/24	50,000,000	50,000,000	-	-	-	-	-	-	50,000,000
24	Brac Bank Ltd. Sattamajid Road Branch, Dhaka	1503303529630004	3/19/19	3/19/19	10,000,000	10,000,000	-	-	-	86,181	8,618	-	10,775,625
25	Bangladesh Commerce Bank Ltd. Principal Br. Dhaka	00233004967	3/19/19	3/19/25	50,000,000	50,000,000	-	-	-	-	-	-	50,000,000
26	Bangladesh Krishi Bank, Kawran Bazar Corporate Br. Dhaka	582266/53664	10/30/11	10/30/16	20,000,000	33,435,252	-	-	-	1,672,363	209,642	12,000	34,885,973
27	Bangladesh Krishi Bank, Khamarbari Br. Dhaka	584512/2289	9/26/11	9/26/16	23,550,439	39,045,866	-	-	-	1,952,893	292,934	12,000	40,693,825
28	Bangladesh Krishi Bank, Local Principal Office, Dhaka	591224/15333	9/15/11	9/15/16	65,236,303	108,924,958	-	-	-	5,447,498	544,750	25,000	113,802,706
29	Bangladesh Krishi Bank, Local Principal Office, Dhaka	672633/18028	10/10/13	10/10/16	33,365,000	44,919,366	-	-	-	2,246,568	224,657	12,000	46,929,277
30	Bangladesh Krishi Bank, Tajmohal road Mohammadpur, Dhaka	577278/2007	1/2/08	1/2/17	93,272,000	214,239,336	-	-	-	16,067,950	1,071,197	25,000	229,211,089
31	Bangladesh Krishi Bank, Tajmohal road Mohammadpur, Dhaka	577278/2008	1/8/08	1/8/17	2,521,000	5,853,444	-	-	-	248,205	24,820	2,500	6,074,329
32	Bangladesh Krishi Bank, Mohammadpur Branch Dhaka	577274/20085	1/8/08	1/8/09	4,788,015	5,853,444	-	-	-	248,205	24,820	2,500	6,074,329
33	Bank Asia Ltd. Paribub Br. Dhaka	0282103/207/08555000207	10/8/15	10/8/17	50,000,000	57,610,000	-	-	-	4,032,700	403,270	25,000	61,214,430
34	Bank Asia Ltd.	085292/08555000327	1/2/17	1/2/18	48,722,786	51,122,564	-	-	-	3,576,830	357,683	25,000	54,316,711
35	Basic Bank Ltd. Bongshah road Br. Dhaka	085298/0818-01-0009411/2016	1/26/16	1/26/17	22,395,000	24,962,625	-	-	-	1,372,944	137,294	12,000	26,186,275
36	Basic Bank Ltd. Dhanmond Br. Dhaka	725357/2818-01-0000317	9/14/09	9/14/16	40,000,000	92,976,972	-	-	-	5,113,733	511,373	25,000	97,554,332
37	Basic Bank Ltd. Gulshan Br. Dhaka	027826/2118-01-0003557	9/27/16	9/27/16	30,000,000	45,310,994	-	-	-	2,265,550	226,555	12,000	47,337,988
38	Basic Bank Ltd. Jessore Br	020955/2006/03005828/1818010000601	9/11/06	9/11/16	15,600,000	38,650,970	-	-	-	1,932,549	193,255	12,000	40,378,264
39	Basic Bank Ltd. Jessore Branch	057975/1818-01-0010575	11/8/15	11/8/16	14,400,000	16,117,543	-	-	-	805,877	80,588	12,000	16,878,832
40	Basic Bank Ltd. Jessore Branch	047456/1818010011531	11/8/15	11/8/17	28,000,000	30,820,203	-	-	-	1,849,212	184,921	12,000	32,472,493
41	Basic Bank Ltd. Jessore Branch, Jessore	040798/03023604/0218-01-0002430	5/11/10	9/10/16	15,000,000	15,750,500	-	-	-	778,525	77,853	12,000	16,426,373
42	Basic Bank Ltd. Main Br. Dhaka	03061/030051128/04/2218-01-0000252	9/14/09	9/14/16	10,000,000	27,425,372	-	-	-	13,771,269	1,377,127	25,000	287,794,513
43	Basic Bank Ltd. Mirpur Br	03061/030051128/04/2218-01-0000252	9/14/09	9/14/16	10,000,000	21,138,183	-	-	-	1,056,909	105,691	12,000	22,077,401
44	Basic Bank Ltd. Mirpur Br	03061/030051128/04/2218-01-0000252	9/14/09	9/14/16	10,000,000	21,138,183	-	-	-	1,056,909	105,691	12,000	22,077,401
45	Basic Bank Ltd. Mirpur Br	03062/03005191/09/2218010000298/11	1/6/10	1/6/17	10,000,000	42,658,085	-	-	-	2,132,904	213,290	12,000	44,565,699
46	Basic Bank Ltd. Mirpur Br	030828/2218-01-000921/11	9/22/11	9/22/16	39,218,328	65,751,348	-	-	-	3,287,567	328,757	25,000	68,685,158
47	Basic Bank Ltd. Kailshah Br	001586/55/08/0318-01-0001283	10/12/09	10/12/16	10,000,000	20,926,393	-	-	-	1,046,320	104,632	12,000	21,856,080

SL. No.	Bank Name & Branch	FDR Number	Opening Date	Maturity Date	Principal Amount	Opening Balance	Addition	Encashment	Adjustment	Interest	TDS	Excise Duty	Closing Balance
48	Basic Bank Ltd. Shantinagar Br. Dhaka	029457030085700918-01-0000-925	8/12/08	8/12/16	101,489,250	215,706,113	-	231,874,137	-	18,047,804	1,804,780	75,000	-
49	Basic Bank Ltd. Shantinagar Br. Dhaka	029458030085810918-01-0000-931	8/12/08	8/12/16	101,055,050	214,782,763	-	230,881,254	-	17,970,546	1,797,055	75,000	-
50	Basic Bank Ltd. Shantinagar Br. Dhaka	0298470918-01-0004-310	8/21/12	8/21/16	100,000,000	151,081,840	-	-	-	7,554,092	755,409	25,000	157,855,523
51	Basic Bank Ltd. Sholishahar Br. Ctr	032161291801000840	9/15/09	9/15/16	10,000,000	21,181,582	-	-	-	1,059,079	105,908	12,000	22,122,754
52	Basic Bank Ltd. Sholishahar Br. Dhaka	0321110200010952418-01-00000371	9/12/09	9/12/16	119,450,000	296,974,399	-	-	-	14,848,720	1,484,872	25,000	310,313,246
53	Basic Bank Ltd. Sholishahar Br. Dhaka	0321370300013462418-01-00000177	1/23/09	1/23/17	20,046,588	46,400,359	-	-	-	2,552,020	255,202	12,000	48,685,177
54	Basic Bank Ltd. Jessore Br. Jessore	1818-01-0011921	8/13/17	8/13/17	23,500,000	411,250	-	-	-	1,410,000	411,250	12,000	24,486,757
55	Basic Bank Ltd. Mirpur Br. Dhaka	2218-01-0018833	6/5/18	6/5/18	784,206,731	784,206,731	-	-	-	-	-	-	-
56	Basic Bank Ltd. Jessore Branch, Jessore.	1818-01-0011413	11/17/16	11/17/17	20,000,000	20,927,500	-	-	-	1,046,375	156,956	12,000	21,804,919
57	BASIC BANK LTD., Main Branch, Motijheel, Dhaka.	0560430218-01-00-11881	8/25/13	8/25/16	50,000,000	67,884,320	-	-	-	3,394,216	339,422	25,000	70,914,114
58	Dhaka Bank Ltd. Nanopara Br. Khilgaon, Dhaka	266517	4/7/16	4/7/17	100,000,000	111,500,000	-	111,500,000	-	-	-	-	-
59	Dhaka Bank Ltd. Foreign Exchange Branch	0003450000023	1/23/19	1/15/25	50,000,000	-	50,000,000	-	-	-	-	-	50,000,000
60	Exim Bank Ltd. Motijheel Br. Dhaka	046782724-00160100515453	8/2/12	8/2/16	30,000,000	45,828,769	-	-	-	2,978,870	297,887	-	48,509,752
61	Exim Bank Ltd. Motijheel Branch, Dhaka.	0683582001601037671	11/21/16	11/21/17	10,000,000	10,630,000	-	-	-	690,950	69,095	-	11,251,855
62	First Security Islami Bank Ltd., Mohpur Ring Road Branch, Dhaka.	0987555013324600001811	9/16/15	9/16/17	10,853,500	11,566,105	-	-	-	-	12,000	-	11,578,105
63	ICB Islami Bank Ltd. Uttara Br. Dhaka	0030158003008000-1259-8-0000-30158	6/15/16	12/15/18	1,000,000,000	11,719,087	-	-	-	388,663	23,320	12,000	12,072,430
64	ICB Islami Bank Ltd. Mirpur Branch, Dhaka.	00307230030035000364000030723	12/27/16	12/26/17	20,168,000	20,000,000	-	-	-	2,842,875	277,430	31,500	22,583,945
65	ICB Islami Bank Ltd. Mirpur Br. Dhaka	3003500036460	12/27/16	12/27/20	20,000,000	20,000,000	-	-	-	1,571,528	157,153	-	21,414,375
66	ICB Islami Bank Ltd. Uttara Br. Dhaka	3003810002598	6/15/16	6/15/20	10,000,000	11,370,033	-	-	-	849,662	84,966	12,000	12,122,728
67	ICB Islami Bank Ltd. New Market Br. Dhaka	3001000035275	8/17/17	8/17/18	30,000,000	30,000,000	-	-	-	2,129,167	319,375	12,000	31,797,792
68	ICB Islami Bank Ltd., Newmarket Branch, Dhaka	003261000300100003527500032610	8/17/17	8/17/18	30,000,000	-	30,000,000	-	-	2,176,161	163,212	-	32,012,949
69	IFIC Bank Ltd. Lalmitia Br. Dhaka	1218376	4/12/16	4/12/17	44,962,040	50,146,495	-	54,609,679	-	5,014,649	501,465	50,000	-
70	IFIC Bank Ltd. Lalmitia Br. Dhaka	1217726	6/23/15	6/22/17	63,445,231	64,821,805	-	64,796,805	-	-	-	25,000	-
71	IFIC Bank Ltd. Santanagar Br. Dhaka	1264627	1/26/16	1/26/17	30,000,000	33,319,001	-	-	-	2,915,413	291,541	12,000	35,930,873
72	IFIC Bank Ltd. Motijheel Branch, Dhaka	1273139	1/31/18	1/31/18	17,979,313	18,938,196	-	-	-	1,315,056	131,506	12,000	20,289,746
73	Janata Bank Ltd. Janata Bhaban Cr. Br. Dhaka	0030435312	10/13/15	10/12/16	50,000,000	55,969,191	-	-	-	2,799,709	279,971	25,000	58,463,929
74	Janata Bank Ltd., Janata Bhaban Corporate Branch, Dhaka.	0760329003044565	7/25/16	7/25/17	1,75,48,404.30	18,349,292	-	19,117,647	-	918,065	137,710	12,000	-
75	Janata Bank, Janata Bhaban Corporate Br. Dhaka	0558090003043218	7/26/15	7/26/17	1,115,816,362	1,115,816,362	-	-	-	55,790,819	5,579,082	25,000	1,166,003,099
76	Janata Bank, Janata Bhaban Corporate Br. Dhaka	0558094043257	8/3/15	8/3/16	125,689,837	141,353,367	-	-	-	7,068,919	706,892	25,000	147,690,394
77	Janata Bank, Janata Bhaban Corporate Br. Dhaka	0760128003043575	11/2/15	11/2/16	135,412,411	150,723,351	-	-	-	7,537,418	1,130,613	25,000	157,105,156
78	Janata Bank, Janata Bhaban Corporate Br. Dhaka	05588017003042507	1/25/16	1/25/17	122,232,760	147,342,592	-	-	-	7,367,130	736,713	25,000	153,948,009
79	Janata Bank, Janata Bhaban Corporate Br. Dhaka	0760176003044045	2/18/16	2/18/17	51,445,405	51,445,405	-	-	-	2,829,497	424,425	25,000	53,825,477
80	Janata Bank, Janata Bhaban Corporate Br. Dhaka	055808400304356	5/7/16	7/5/17	74,420,107	83,671,640	-	-	-	4,178,832	418,483	25,000	87,406,989
81	Madhumoti Bank Ltd. Motijheel Br. Dhaka	000139411012550000209	8/19/14	8/19/16	100,000,000	136,665,268	-	-	-	17,609,240	1,760,924	65,000	152,448,584
82	Madhumoti Bank Ltd. Motijheel Br. Dhaka	000025110125500000003	10/1/13	10/1/16	50,000,000	75,345,903	-	-	-	9,534,773	953,477	65,000	81,862,199
83	Madhumoti Bank Ltd. Motijheel Br. Dhaka	110125500000001810	1/21/14	1/21/16	20,000,000	28,983,385	-	-	-	3,991,374	399,137	24,000	32,551,622
84	Mercantile Bank Ltd., Engineer Institute Branch, Dhaka.	0289688114241320922008	3/19/17	3/19/18	20,000,000	21,170,000	-	-	-	1,905,300	190,530	-	22,884,770
85	Mercantile Bank Ltd., Imamganj Branch, Dhaka	03214031116941320918061	3/19/17	3/19/18	10,000,000	10,585,000	-	-	-	952,650	95,265	-	11,442,385
86	Mercantile Bank Ltd., Main Branch, Dhaka	02181011014320492651	2/9/17	2/9/18	50,000,000	50,000,000	-	-	-	4,250,000	425,000	-	53,825,000
87	Mercantile Bank Ltd., Main Branch, Dhaka	021848811014320927437	3/19/17	3/19/18	10,000,000	10,552,500	-	-	-	949,725	94,973	-	11,407,253
88	Mercantile Bank Ltd., Sat Masjid Road Branch, Dhaka.	0286978112341321003243	3/27/17	3/27/18	20,000,000	21,170,000	-	-	-	1,905,300	190,530	-	22,884,770
89	Mercantile Bank Ltd., 7 Mosque Road Branch, Dhaka.	0339762112341323630601	1/30/18	1/30/19	50,000,000	-	50,000,000	-	-	4,000,000	400,000	-	53,600,000
90	Mercantile Bank Ltd., Engineer Institute	0341813114241324247383	3/21/18	3/21/19	244,299,869	-	244,299,869	-	-	24,429,987	2,442,999	-	266,286,857



Sl. No.	Bank Name & Branch	FDR Number	Opening Date	Maturity Date	Principal Amount	Opening Balance	Addition	Encashment	Adjustment	Interest	TDS	Excise Duty	Closing Balance
91	Mercantile Bank Ltd., Engineers Institute Branch	0341893/114241325089595	7/5/18	7/5/19	50,000,000	-	50,000,000	-	-	4,500,000	450,000	-	54,050,000
92	Mercantile Bank Ltd., Main Branch Branch	0326367/110141323179822	12/26/17	12/26/18	32,160,000	-	32,160,000	-	-	-	-	-	32,160,000
93	Mercantile Bank Ltd., Main Branch Branch	0326366/110141323179431	12/26/17	12/26/18	16,080,000	-	16,080,000	-	-	-	-	-	16,080,000
94	Mercantile Bank Ltd., Main Branch Branch	0294601/110141323203677	12/27/17	12/27/18	5,360,000	-	5,360,000	-	-	-	-	-	5,360,000
95	Mercantile Bank Ltd., Moolshabar Branch, Dhaka	0294895/113441323700055	2/5/18	2/5/19	5,000,000	-	5,000,000	-	-	425,000	42,500	-	5,382,500
96	Mercantile Bank Ltd., Satmasjid Road Branch	0312891/112341322527416	10/16/17	10/16/18	21,080,000	-	21,080,000	-	-	-	-	-	21,080,000
97	Mercantile Bank Ltd., Elephan Road Branch	111841323199907	12/26/18	12/26/18	5,360,000	-	5,360,000	-	-	-	-	-	5,360,000
98	Mutual Trust Bank Ltd., Principal Branch, Dhaka	20330133910	11/1/18	11/1/20	50,000,000	-	50,000,000	-	-	-	-	12,000	49,988,000
99	Mutual Trust Bank Ltd., Principal Branch, Dhaka	20330133249	8/27/18	8/26/25	10,000,000	-	10,000,000	-	-	-	-	25,000	99,975,000
100	Mutual Trust Bank Ltd., Principal Branch, Dhaka	010171200000464	8/17/18	8/17/25	17,996,326	10,000,000	15,000,000	-	-	-	-	12,000	14,988,000
101	NRBC Bank Ltd., Principal Branch, Dhaka	010171200000464	8/17/18	8/17/25	10,000,000	10,000,000	-	-	-	750,000	75,000	-	10,660,500
102	One Bank Ltd., Mirpur Br. Dhaka	081516 9/14/17	6/15/16	9/14/17	2,000,000	22,182,464	-	-	-	1,767,402	153,445	-	23,784,421
103	One Bank Ltd., Mirpur Br. Dhaka	081516 9/14/17	6/15/16	9/14/17	2,000,000	22,182,464	-	-	-	1,767,402	153,445	-	23,784,421
104	One Bank Ltd., Mirpur Branch, Dhaka	081516 9/14/17	6/15/16	9/14/17	2,000,000	22,182,464	-	-	-	1,767,402	153,445	-	23,784,421
105	One Bank Ltd., Mirpur Branch, Dhaka	19294870114120021915	3/27/17	9/27/17	10,000,000	10,728,246	-	-	-	816,393	74,193	-	11,458,447
106	One Bank Ltd., Mirpur Branch, Dhaka	192470114120023965	3/27/17	9/27/17	10,000,000	10,728,246	-	-	-	816,393	74,193	-	11,458,447
107	One Bank Ltd., Elephan Road Branch, Dhaka	1149860274140000518	3/21/18	3/21/19	52,338,000	52,338,000	-	-	-	4,972,110	497,211	-	56,762,899
108	One Bank Ltd., Elephan Road Branch, Dhaka	1150040274140000518	4/17/18	6/28/19	10,000,000	10,000,000	-	10,840,500	-	950,000	95,000	-	10,852,500
109	One Bank Ltd., Kawran Bazar Branch, Dhaka	0242953/0124140005086	6/28/18	6/28/19	20,000,000	20,000,000	-	-	-	1,345,000	130,000	-	21,910,000
110	One Bank Ltd., Mirpur Branch, Dhaka	193072/0114140002364	10/15/17	10/15/18	20,000,000	20,000,000	-	-	-	2,100,000	210,000	-	21,866,000
111	One Bank Ltd., Mirpur Branch, Dhaka	114140002477	1/29/19	1/29/26	15,000,000	20,000,000	15,000,000	-	-	-	-	-	15,000,000
112	One Bank Ltd., Mirpur Branch, Dhaka	0174140002466	1/29/19	1/29/26	40,000,000	40,000,000	40,000,000	-	-	950,000	95,000	-	40,000,000
113	One Bank Ltd., Elephan Road Branch, Dhaka	0274140000518	4/17/18	4/17/20	10,000,000	10,840,500	10,840,500	-	-	-	-	-	20,000,000
114	One Bank Ltd., Mirpur Branch, Dhaka	0114140002455	9/5/18	9/5/25	20,000,000	20,000,000	-	-	-	-	-	-	20,000,000
115	Premier Bank Ltd., Bashundhara Branch, Dhaka	0176576/015524600000015	8/31/16	8/31/17	14,481,458	15,341,706	-	-	-	1,074,129	107,413	-	16,296,423
116	Pubali Bank Ltd., Basheh Branch, Dhaka	0955194/022731-7	11/21/16	11/21/17	10,000,000	10,547,500	-	-	-	695,110	69,511	-	11,173,099
117	Ruissl Bank Ltd., Moulteel Corporate Branch	0174635004743	9/4/18	9/5/24	50,000,000	50,000,000	50,000,000	-	-	-	-	-	49,988,000
118	SIBL Corporate Branch Dhaka	1275330002184	2/6/19	2/5/26	30,000,000	30,000,000	30,000,000	-	-	-	-	-	30,000,000
119	Sonali Bank Ltd., Local office Br. Dhaka	0803207/55031121	8/31/15	8/31/16	259,342,539	291,721,212	-	-	-	18,397,933	1,839,793	-	99,975,000
120	Sonali Bank Ltd., Local office Br. Dhaka	00026050009097	11/22/18	11/22/20	100,000,000	100,000,000	100,000,000	-	-	-	-	-	64,001,974
121	Sonali Bank Ltd., Moulteel Br. Dhaka	0803189/55030949	7/15/15	7/15/17	52,789,752	61,157,266	-	-	-	3,188,565	318,857	-	30,849,243
122	Standard Bank Ltd., Karwanbazar Br. Dhaka	186162/00550000062	5/12/16	5/12/17	30,849,243	30,849,243	-	-	-	-	-	-	18,613,781
123	Standard Bank Ltd., Karwanbazar Br. Dhaka	20055000196	10/16/17	10/16/25	18,613,781	18,613,781	-	-	-	-	-	-	54,238,000
124	Standard Bank Ltd., Foreign Exchange Branch	1355016406	12/27/18	12/27/25	54,238,000	54,238,000	54,238,000	-	-	-	-	-	54,238,000
125	Standard Bank Ltd., Foreign Exchange Branch	1355016406	12/27/18	12/27/18	54,238,000	54,238,000	54,238,000	-	-	-	-	-	54,238,000
126	Standard Bank Ltd., New Eskaton Br. Dhaka	162742/08155000244	7/20/15	1/20/17	3,572,577.10	33,572,577	-	-	-	-	-	-	33,572,577
127	Standard Bank Ltd., Newskaton Branch, Dhaka	162802/08155000304	8/7/16	11/7/16	3,500,000	35,000,000	-	-	-	-	-	-	35,000,000
128	Standard Bank Ltd., Kawran Bazar Branch, Dhaka	186209/20055000111	1/5/17	1/5/18	74,396,742	74,396,742	-	-	-	-	-	-	74,396,742
129	Southeast Bank Ltd., Corporate Branch	003124500012893	2/10/19	2/10/25	50,000,000	-	50,000,000	-	-	-	-	-	50,000,000
130	United Commercial Bank Ltd., Teigan Br, Dhaka	1041402000000550	8/6/17	2/6/19	27,825,244	28,631,111	-	29,181,290	-	611,310	61,131	-	-
131	AB Bank Ltd., Jamangani Branch, Dhaka	3509629	8/17/17	8/17/18	10,000,000	10,665,000	-	-	-	1,013,175	101,318	-	11,564,858
132	AB Bank Ltd., Kowran Bazar Branch, Dhaka	3531850	10/15/17	10/15/18	15,000,000	15,000,000	-	-	-	1,332,500	133,250	-	15,995,250
133	AB Bank Ltd., Kowran Bazar Branch, Dhaka	3531658	8/17/17	8/17/18	10,000,000	10,000,000	-	-	-	755,000	75,500	-	10,665,000
134	AB Bank Ltd., Dhanmondi Br. Dhaka	3609405	4/3/19	4/3/24	100,000,000	-	100,000,000	-	-	-	-	-	100,000,000
135	AB Bank Ltd., Kowran Bazar Branch, Dhaka	3531955	12/10/17	12/10/18	5,000,000	5,000,000	-	-	-	387,500	38,750	-	5,343,750
136	Aarabi Bank Ltd., Mallbag Branch, Dhaka	0065036/0200010447699/0200010447668	8/17/17	8/17/18	50,000,000	50,000,000	-	-	-	2,500,000	250,000	-	52,238,000
137	Al-Arabi Islami Bank Ltd., Head Office, Dhaka	0724074/9901330007825	12/5/17	12/5/18	10,000,000	-	10,000,000	-	-	649,998	65,000	-	10,572,998
138	Al-Arabi Islami Bank Ltd., Head Office, Paltan Mor Branch, Dhaka	0802028/9901330012268	4/16/18	4/16/19	10,000,000	-	10,000,000	-	-	1,014,318	101,432	-	10,900,886
139	Bank Asia Ltd., BSMU Branch, Dhaka	08555000390	10/16/17	10/16/23	20,000,000	20,000,000	-	-	-	1,400,000	140,000	-	21,236,000
140	Bank Asia Ltd., Holfamil Branch, Dhaka	0287771/373/08355000373	6/10/18	6/10/19	10,000,000	10,000,000	-	-	-	-	-	-	10,000,000
141	Bank Asia Ltd., Holfamil Branch, Dhaka	08355000240/0287639/240	8/17/17	8/17/18	20,000,000	20,000,000	-	-	-	1,100,000	110,000	-	20,966,000
142	City Bank Ltd., Nawatpur Road Branch, Dhaka	4431947500001	10/16/17	10/16/18	10,000,000	10,000,000	-	10,626,076	-	626,076	-	-	-
143	City Bank Ltd., Shaymoli Branch Dhaka	4432606625001	4/4/19	4/4/20	50,000,000	-	50,000,000	-	-	-	-	-	50,000,000



Sl. No.	Bank Name & Branch	FDR Number	Opening Date	Maturity Date	Principal Amount	Opening Balance	Addition	Encashment	Adjustment	Interest	TDS	Excise Duty	Closing Balance
144	City Bank Ltd. Shivmoli Branch, Dhaka	4432606623002	4/4/19	4/4/20	30,000,000	-	30,000,000	-	-	-	-	-	30,000,000
145	IFIC Bank Ltd., Lalmatia Branch, Dhaka	1277053	12/6/17	12/6/18	7,500,000	7,500,000	-	-	-	600,000	60,000	-	8,040,000
146	IFIC Bank Ltd., Lalmatia Branch, Dhaka	1277118	12/26/17	12/26/18	10,000,000	10,000,000	-	-	-	800,000	80,000	12,000	10,708,000
147	IFIC Bank Ltd., Motijheel Branch, Dhaka	1273588	12/28/17	12/28/18	7,500,000	7,500,000	-	-	-	600,000	-	-	8,100,000
148	IFIC Bank Ltd., Motijheel Branch, Dhaka	1306958	12/27/17	12/27/18	89,916,504	89,916,504	-	-	-	7,193,320	-	-	97,109,825
149	IFIC Bank Ltd., Principal Branch, Dhaka	1306952	12/26/17	12/26/18	10,000,000	10,000,000	-	-	-	800,000	-	-	10,800,000
150	IFIC Bank Ltd., Stock Exchange Branch, Dhaka	1240564/HH3329	12/28/17	12/28/18	10,000,000	10,000,000	-	-	-	800,000	80,000	-	10,720,000
151	Jamuna Bank Ltd., Main Branch, Dilkusha, Dhaka	0277810/0330037710	3/14/19	3/14/20	50,000,000	-	50,000,000	-	-	-	-	-	50,000,000
152	Madhurati Bank Ltd., Motijheel Branch, Dhaka	008958/1101255000006610	7/2/18	7/2/19	50,000,000	-	50,000,000	-	-	-	-	-	50,000,000
153	Meehana Bank Ltd. Motijheel Branch, Dhaka	0025210/110325400000275	7/2/18	7/2/19	10,000,000	-	10,000,000	-	-	500,000	75,000	2,500	10,422,500
154	Meehana Bank Ltd., Motijheel Branch, Dhaka	0017356/110325500000243	12/28/17	12/28/18	20,000,000	20,000,000	-	-	-	1,550,000	232,500	24,000	21,293,500
155	NRB Gabal Bank Ltd., Dhanmondi Branch, Dhaka	0499818/0124400241589	4/22/18	4/22/19	5,000,000	-	5,000,000	-	-	-	-	-	5,000,000
156	NRB Gabal Bank Ltd., Dhanmondi Branch, Dhaka	0499818/0124400241589	4/22/18	4/22/19	5,000,000	-	5,000,000	-	-	-	-	-	5,000,000
157	Prime Bank Ltd., Elephant Road Branch, Dhaka	0174876/2114412011427	4/17/18	4/17/19	10,000,000	-	10,000,000	-	-	-	-	-	10,000,000
158	Shahjalal Islami Bank Ltd., Banani Branch, Dhaka	401353300005593	1/2/18	1/2/26	7,500,000	7,500,000	-	-	-	556,875	78,750	2,500	7,975,625
159	Shahjalal Islami Bank Ltd., Dhaka Main Branch, Dhaka	400153300020757	1/22/19	1/22/26	70,000,000	-	70,000,000	-	-	-	-	-	70,000,000
160	Uttrara Bank Ltd., Dilkusha Branch, Dhaka	110725800000001	1/7/19	1/7/21	100,000,000	-	100,000,000	-	-	-	-	-	100,000,000
161	Uttrara Bank Ltd., Ladites Branch, Dhaka	125525800000001	1/7/19	1/7/22	50,000,000	-	50,000,000	-	-	-	-	-	50,000,000
162	United Commercial Bank Ltd. Teigron Br, Dhaka	10414400000000032	11/13/18	11/21/20	29,157,290	-	29,157,290	-	-	-	-	-	29,157,290
163	United Commercial Bank Ltd. O.R. Nizam Road Br, Dhaka	05814350000000033	2/20/19	3/16/25	100,000,000	-	100,000,000	-	-	-	-	-	100,000,000
164	United Commercial Bank Ltd., Gulshan Branch, Dhaka	11032402/0541404000000372	7/10/19	7/10/19	100,000,000	-	100,000,000	-	-	-	-	-	100,000,000
Total =													
						7,895,369,700	1,988,800,056	1,866,728,972	-	414,604,335	41,068,394	1,812,500	8,389,164,226

Annexure B



National Housing Authority
Schedule of Bank Balance
As on 30 June 2019

Annexure C

Head Office

SL. NO.	Name of the Bank	30 June 2019	30 June 2018
1	One Bank PLC A/C: 0113000000066	2,684,613	753,726
2	One Bank PLC A/C: 0541020007099	-	-
3	One Bank PLC A/C: 0113000000805	-	-
4	One Bank PLC A/C: 0543000000289	-	-
5	One Bank PLC A/C: 0113000000022	14,728,276	16,522,401
6	One Bank PLC A/C: 0541020008455	-	-
7	One Bank PLC A/C: 0113000000077	46,428,761	175,847,591
8	One Bank PLC A/C: 0113000000055	135,596,439	162,329,160
9	One Bank PLC A/C: 0113000000199	37,180,475	27,319,155
10	One Bank PLC A/C: 0115034300005	51,245,924	7,658,751
11	Basic Bank PLC A/C: 2816-01-0000218	10,331,515	3,560,214
	Unreconcile Balance	243,758,561	126,462,347
	Total =	541,954,565	520,453,345

Planning Division

SL. NO.	Name of the Bank	30 June 2019	30 June 2018
1	One Bank PLC - 598	895,548	-
	Unreconcile Balance	(889,322)	-
	Total =	6,226	-

EM Division

SL. NO.	Name of the Bank	30 June 2019	30 June 2018
1	Basic Bank Ltd. - Dhaka Main Br. - 0000859	-	-
2	Basic Bank Ltd. - Dhaka Main Br. - 0000745	472,212	97,735
3	Sonali Bank PLC - Supreme Court Br. - 1907	70,137,288	161,213,034
4	One Bank PLC - Mirpur Br. - 179	3,141,144	5,433,573
5	One Bank PLC - Mirpur Br. - 521	1,212,530	350,220
	Unreconcile Balance	(8,445,958)	(100,824,584)
	Total =	66,517,217	66,269,978

Dhaka Division 1

SL. NO.	Name of the Bank	30 June 2019	30 June 2018
1	Basic Bank Ltd. - Mirpur Br. - STD-2216.01-0000211	-	-
2	Basic Bank Ltd. - Mirpur Br. - STD-2216.01-0000301	19,172,110	877,265
3	Basic Bank Ltd. - Mirpur Br. - STD-2216.01-0000717	-	-
4	Basic Bank Ltd. - Mirpur Br. - STD-2216.01-0000233	9,507,433	1,060,580
5	Basic Bank Ltd. - Mirpur Br. - STD-2216.01-0000240	-	-
6	Basic Bank Ltd. - Mirpur Br. - STD-2216.01-0000318	-	-
7	Basic Bank Ltd. - Mirpur Br. - STD-2216.01-0000331	8,225,466	2,642,428
8	Basic Bank Ltd. - Mirpur Br. - STD-2216.01-0000324	-	-
9	Basic Bank Ltd. - Mirpur Br. - STD-2216.01-0000541	2,293,537	3,143,875
10	Basic Bank Ltd. - Mirpur Br. - STD-2216.01-0000564	-	-
11	Basic Bank Ltd. - Mirpur Br. - STD-2216.01-0000593	6,996,746	7,219,226
12	Basic Bank Ltd. - Mirpur Br. - STD-2216.01-0000603	-	-
13	Basic Bank Ltd. - Mirpur Br. - STD-2216.01-0000610	-	-



SL. NO.	Name of the Bank	30 June 2019	30 June 2018
14	Basic Bank Ltd. - Mirpur Br. - STD-2216.01-0000701	-	-
15	Basic Bank Ltd. - Mirpur Br. - STD-2216.01-0000045	28,648,646	25,199,231
16	One Bank PLC - Mirpur Br. - 13	15,671,576	4,827,015
17	Modhumoti Bank Ltd. - 00024	17,419,621	16,853,093
18	NRB Commercial Bank PLC - 0003	15,439,935	124,381,755
19	NRB Commercial bank PLC - 0007	1,771,514	1,745,651
20	NRB Commercial bank PLC - 0013	349,982	-
21	ONE bank PLC - 0722	-	-
22	Modhumoti bank Ltd. - 0012	51,985,510	21,664,633
	Unreconcile Balance	234,709,900	113,971,879
	Total =	412,191,975	323,586,632

Dhaka Division 2

SL. NO.	Name of the Bank	30 June 2019	30 June 2018
1	Basic Bank Ltd. - 556	8,369,652	33,658,300
2	Basic Bank Ltd. - 514	27,149,053	70,716,910
3	Basic Bank Ltd. - 111	-	-
4	Basic Bank Ltd. - 343	14,627,257	6,284,717
5	Basic Bank Ltd. - 409	-	-
6	Sonali Bank PLC - 372	-	-
7	Basic Bank Ltd. - 311	-	-
8	Basic Bank Ltd. - 253	-	-
9	Basic Bank Ltd. - 364	98,982,144	197,856,917
10	Basic Bank Ltd. - 262	-	-
11	Basic Bank Ltd. - 262	-	-
12	Basic Bank Ltd. - 291	46,486	45,952
13	Basic Bank Ltd. - 227	22,240,473	21,463,293
14	Basic Bank Ltd. - 231	593,456	573,983
15	Basic Bank Ltd. - 156	7,221,148	3,120,310
16	Basic Bank Ltd. - 224	12,661,343	3,185,431
17	Basic Bank Ltd. - 541	541,690	922,899
18	Basic Bank Ltd. - 191	17,474,555	16,222,929
19	Janata Bank PLC - 486	-	-
20	Janata Bank PLC - 511	18,299,534	6,486,510
21	Basic Bank Ltd. - 504	10,248,348	1,937,215
22	Basic Bank Ltd. - 327	931,939	949,790
23	One Bank Ltd. - 22	-	-
24	One Bank PLC - 11	10,576,256	4,460,059
25	One Bank PLC - 56	13,719,801	1,385,209
26	Basic Bank Ltd. - 218	10,331,515	3,560,214
27	One Bank PLC - 519	13,241,507	-
28	Mercantile Bank PLC - 427	21,267,194	3,829,396
29	Mercantile Bank PLC - 463	57,793,841	25,892,373
30	Mercantile Bank PLC - 214 (Old)	8,147,951	2,732,103
31	Mercantile Bank PLC - 214 (New)	-	-
32	Shahjalal Islami Bank PLC - 823	34,574,209	-
33	One Bank PLC - 187	37,315,808	-
34	Basic Bank Ltd. - 783	5,265,004	5,081,541
35	Basic Bank Ltd. - 796	3,225,108	30,879,700
36	Basic Bank Ltd. - 760	8,696	9,525



SL. NO.	Name of the Bank	30 June 2019	30 June 2018
37	Basic Bank Ltd. - 866	-	-
38	Basic Bank Ltd. - 819	5,815,374	-
39	Social Islami Bank PLC - 098	5,338,429	9,271,987
40	Basic Bank Ltd. - 132	-	-
41	NRB Bank PLC - 898	-	-
42	One Bank PLC - 314	-	-
43	Basic Bank Ltd. - 359	22,355,428	21,574,164
	Unreconcile Balance	3,343,482	(7,199,342)
Total =		491,706,683	464,902,086

Mirpur Gr. Division 2

SL. NO.	Name of the Bank	30 June 2019	30 June 2018
1	Basic Bank Ltd. - 0262	-	-
2	Basic Bank Ltd. - 0506	-	-
3	Basic Bank Ltd. - 0587	2,074,534	896,943
4	Basic Bank Ltd. - 0626	6,566,735	14,471,294
5	Basic Bank Ltd. - 0632	-	-
6	Basic Bank Ltd. - 0678	-	-
7	Basic Bank Ltd. - 0691	-	-
8	Basic Bank Ltd. - 0051	-	-
9	Basic Bank Ltd. - 0895	1,083,080	3,115,326
10	Basic Bank Ltd. - 0848	58,283,008	50,010,075
11	Basic Bank Ltd. - 0558	1,079,207	19,623
12	Basic Bank Ltd. - 0571	-	-
13	Basic Bank Ltd. - 0741	-	-
14	Basic Bank Ltd. - 0496	5,816,153	6,174,082
15	One Bank PLC - 0021	-	-
16	One Bank PLC - 0215	7,291,769	70,686,211
17	One Bank PLC - 0113000000474	1,329,754	999,256
18	Agrani Bank PLC - 0200009903489	10,670,701	29,029,300
19	Basic Bank Ltd. - Dohar Flat A/C: 2216-01-0000762	2,396,133	2,314,585
20	Basic Bank Ltd. - Dhanmondi Flat A/C: 6416-01-0000181	524,932	531,952
21	Basic Bank Ltd. - Dohar Flat A/C: 2216-01-0001231	-	-
22	One Bank PLC - 0115034300048	72,257	6,722,185
23	Brac Bank PLC - 1549103915802001	2,114,076	610,351
	Unreconcile Balance	41,062,007	(49,245,126)
Total =		140,364,345	136,336,055

Chittagong Division

SL. NO.	Name of the Bank	30 June 2019	30 June 2018
1	Basic Bank Ltd. - Sholoshahar Br. - STD 0000129	126,821,625	58,926,456
2	Basic Bank Ltd. - Sholoshahar Br. - STD 0001254	13,215,926	10,882,956
3	Basic Bank Ltd. - Sholoshahar Br. - STD 0000414	107,580	103,759
4	Basic Bank Ltd. - Sholoshahar Br. - STD 0000408	-	-
5	Basic Bank Ltd. - Sholoshahar Br. - STD 0000141	25,304,377	34,755,007
6	Basic Bank Ltd. - Sholoshahar Br. - STD 0000572	38,716,439	107,522,625
7	Basic Bank Ltd. - Sholoshahar Br. - STD 0000436	-	-
8	Basic Bank Ltd. - Sholoshahar Br. - STD 0000472	-	-
9	One Bank PLC - CDA Avenue Br. - 9007	194,618	189,818
10	National Bank Ltd. - Jublee Road Br. - 1294	-	-



SL. NO.	Name of the Bank	30 June 2019	30 June 2018
11	National Bank Ltd. - Jublee Road Br. - 1303	-	-
12	National Bank Ltd. - Jublee Road Br. - 1311	-	-
13	National Bank Ltd. - Jublee Road Br. - 1278	1,582,874	1,520,664
14	IFIC Bank Ltd. - CDA Avenue Br. - 041	6,302,580	19,984,310
15	Social Islami Bank PLC - Alanker Moon Br. - 127	413,983	402,342
16	Social Islami Bank PLC - Alanker Moon Br. - 138	10,914,359	17,816,216
17	Agrani Bank PLC - Khushi Br. - 16	-	-
18	Mercantile Bank PLC - 9364	46,848,178	4,141,838
19	Mercantile Bank PLC - 9362	7,799,375	23,464,329
20	Mercantile Bank PLC - 363	7,226,518	16,350,672
21	Mercantile Bank PLC - 1031	4,178,118	21,109,165
22	Basic Bank Ltd. - 1202	-	-
23	National Bank Ltd. - 9035	-	-
24	Union Bank PLC - 0204	-	-
25	Basic Bank Ltd. - 0874	6,012,122	6,012,122
26	Mercantile Bank PLC - 1163	21,649,614	9,208,319
27	Social Islami Bank PLC - 1097	2,141,750	2,732,370
	Unreconcile Balance	202,963,873	138,081,183
	Total =	522,393,911	473,204,151

Dinajpur Division

SL. NO.	Name of the Bank	30 June 2019	30 June 2018
1	Jamuna Bank Ltd. - Dinajpur Br. - 558	18,519,679	21,423,356
2	Basic Bank Ltd. - Bogura Br. - 215	4,140,927	1,884,131
3	Basic Bank Ltd. - Bogura Br. - 280	556,130	86,815
4	Jamuna Bank Ltd. - Dinajpur Br. - 567	1,051,690	1,036,626
5	Jamuna Bank Ltd. - Dinajpur Br. - 576	1,052,243	1,038,196
6	Jamuna Bank Ltd. - Dinajpur Br. - 585	147,701	146,507
7	Jamuna Bank Ltd. - Dinajpur Br. - 594	50,102	50,347
8	Jamuna Bank Ltd. - Dinajpur Br. - 601	239,975	236,996
9	Jamuna Bank Ltd. - Dinajpur Br. - 647	199,851	1,624,364
10	Southeast Bank Ltd. - Dinajpur Br. - 022	15,633,539	49,180,586
11	Southeast Bank Ltd. - Dinajpur Br. - 0078	837,580	6,142,503
12	Southeast Bank Ltd. - Dinajpur Br. - 0083	1,104,354	906,448
13	Basic Bank Ltd. - Bogura Br. - 3061	58,228	59,378
14	Mercantile Bank PLC - 8787	6,060,065	30,284,745
15	Mercantile Bank PLC - 4353	17,803	21,683
16	Union Bank PLC - 127	-	-
	Unreconcile Balance	66,771,666	281,904
	Total =	116,441,534	114,404,585

Khulna Division

SL. NO.	Name of the Bank	30 June 2019	30 June 2018
1	Basic Bank Ltd. - Khulna Br. - 220	5,346,680	3,080,874
2	Basic Bank Ltd. - Khulna Br. - 447	3,633,932	3,055,559
3	Basic Bank Ltd. - Khulna Br. - 631	3,578,413	1,712,699
4	Basic Bank Ltd. - Khulna Br. - 626	280,869	272,157
5	Sonali Bank Ltd. - Faridpur Br. - 142 (Basic Bank - 142)	11,276,817	9,474,795
6	Basic Bank Ltd. - Jessore Br. - 0000060	11,755,032	17,904,533
7	Basic Bank Ltd. - Jessore Br. - 212	538,866	521,333
8	Basic Bank Ltd. - Barisal Br. - 0054	7,958,733	9,197,263



SL. NO.	Name of the Bank	30 June 2019	30 June 2018
9	Basic Bank Ltd. - Barisal Br. - 168	489,334	473,216
10	Sonali Bank Ltd. - Potuakhali Br. - 00066	11,411,697	1,520,712
11	One Bank PLC - 00474	6,118,720	-
12	Sonali Bank PLC - 0046	377,568	366,432
13	Sonali Bank PLC - 00158	10,358,115	6,973,147
14	NRB Commercial Bank PLC - 00015	-	-
15	United Commercial Bank PLC - 00055	-	-
16	Modhumoti Bank PLC - 00040	-	-
17	Community Bank PLC - 72301	-	-
18	Basic bank Ltd. - 00401	2,076,628	1,550,472
19	Basic bank Ltd. - 00476	5,808,469	3,117,796
20	Basic bank Ltd. - 00453	42,300,101	24,839,678
21	Basic bank Ltd. - 00855	167,559	162,873
22	Basic bank Ltd. - 00925	7,378	10,689
23	Basic bank Ltd. - 00436	351,154	10,211,898
24	Basic bank Ltd. - 00527	-	-
25	Basic bank Ltd. - 00506	-	-
26	Basic bank Ltd. - 00499	-	-
27	Basic bank Ltd. - 00511	-	-
28	Basic bank Ltd. - 00483	-	-
29	Basic bank PLC - 0093	93,382	91,184
30	Basic bank PLC - 00392	576,777	569,190
	Unreconcile Balance	(66,303,002)	(41,635,995)
	Total =	58,203,220	53,470,505

Sylhet Division

SL. NO.	Name of the Bank	30 June 2019	30 June 2018
1	Basic Bank Ltd. - Chairman - A/C No: 0716-01-0000206	1,535,289	967,191
2	Sonali Bank PLC - Chairman - A/C No: 1502110000009	1,784,851	1,733,135
3	Basic Bank Ltd. - Chairman - A/C No: 1716-01-00000-94	2,476,147	6,499,216
4	Prime Bank Ltd. - Chairman - A/C No: 14331010002977	1,608,114	18,241,882
5	Basic Bank Ltd. - Chairman - A/C No: 378	-	-
6	Basic Bank Ltd. Account No: 391	-	-
7	One Bank Ltd. Account No: 007-102-0000-941	907,314	2,488,656
8	One Bank Ltd. - Chairman - A/C No: 0073000000143	2,612,367	8,478,461
9	One Bank Ltd. Account No: 007-102-0000-919	1,296,341	2,849,553
10	Basic Bank PLC. Account No: 0716-010-0000-580	138,757	135,320
11	Dhaka Bank Ltd. - Chairman - A/C No: 0151150000000484	10,394,292	7,895,641
12	Dhaka Bank Ltd. Account No: 0151-150-000000-550	336,311	375,242
13	Prime Bank Ltd. Account No: 1433-103-0000-043	3,673,962	5,836,853
14	Prime Bank Ltd. Account No: 1433-104-0003-357	-	-
15	Basic Bank PLC. Account No: 0716-01-0000-384	5,239,072	6,978,313
16	Prime Bank Ltd. - Chairman - A/C No: 2109313001988	3,752,977	25,263,115
17	Union Bank Ltd. - Chairman - A/C No: 0111210001592	-	-
18	Prime Bank Ltd. Account No: 2014-3316-003-146	95,312	77,514
19	Bank Asia Ltd. Account No: 019-36000-126	534,534	61,541,287
20	Bank Asia Ltd. Account No: 058-36000-113	6,217,769	-
21	Bank Asia Ltd. Account No: 019-36000-138	-	-
22	Union Bank Ltd. Account No: 0111-210001-603	-	-
	Unreconcile Balance	80,344,940	(40,876,601)
		122,948,347	108,484,777



SL. NO.	Name of the Bank	30 June 2019	30 June 2018
---------	------------------	--------------	--------------

Rajshahi Division

SL. NO.	Name of the Bank	30 June 2019	30 June 2018
1	Basic Bank Ltd. - Rajshahi Br. - 0316-01-0000032	3,810,108	406,172
2	Basic Bank Ltd. - Rajshahi Br. - 0316-01-0000061	1,534,918	757,761
3	Basic Bank Ltd. - Rajshahi Br. - 0316-01-0000091	7,928,856	6,446,491
4	Basic Bank Ltd. - Rajshahi Br. - 0316-01-0000237	10,696,887	6,227,105
5	Basic Bank Ltd. - Rajshahi Br. - 0316-01-0000271	2,511,608	2,119,474
6	Basic Bank Ltd. - Rajshahi Br. - 0316-01-0000405	4,610,160	1,028,437
7	Basic Bank Ltd. - Rajshahi Br. - 0316-01-0000411	2,282,285	2,203,802
8	Janata Bank PLC - Kushtia Br. - 11	46,529,781	34,940,942
9	Basic Bank Ltd. - Rajshahi Br. - 0316-01-0000101	8,124,621	7,839,572
10	Basic Bank Ltd. - Rajshahi Br. - 0316-01-0002866	360,732	349,184
11	Basic Bank Ltd. - Rajshahi Br. - 0316-01-0000084	2,120,063	1,402,313
12	Basic Bank Ltd. - Rajshahi Br. - 0316-01-0000078	11,211,674	4,223,285
13	One Bank PLC - Rajshahi Br. - 2996	2,377,338	31,335,337
14	Basic Bank Ltd. - 0055	3,066,477	1,987,430
15	Basic Bank Ltd. - 0250	2,301,567	2,223,379
16	Basic Bank Ltd. - 0266	21,278,500	30,437,228
17	Basic Bank Ltd. - 0377	83,643	81,791
18	One Bank PLC - 0206	16,978,232	85,729,931
19	One Bank PLC - 0179	15,030,964	5,108,847
20	One Bank PLC - 0217	2,531,358	-
	Unreconcile Balance	(37,148,995)	(103,979,103)
	Total =	128,220,778	120,869,378

Rajshahi Circle

SL. NO.	Name of the Bank	30 June 2019	30 June 2018
1	Basic Bank Limited - 2559	287,988	5,803,471
	Unreconcile Balance	(287,988)	(5,803,471)
	Total =	-	-

Dhaka Circle

SL. NO.	Name of the Bank	30 June 2019	30 June 2018
1	Basic Bank Limited - 2559	1,067,433	4,721,614
	Unreconcile Balance	(1,067,433)	(4,721,614)
	Total =	-	-

Chittagong Circle

SL. NO.	Name of the Bank	30 June 2019	30 June 2018
1	Basic Bank Limited - 2559	5,060,950	3,283,858
	Unreconcile Balance	(5,060,950)	(3,283,858)
	Total =	-	-

Summary of Bank Balance:

SL. NO.	Name of the Bank	30 June 2019	30 June 2018
1	Total Bank Balance	1,847,198,020	2,199,540,838
2	Total Unreconcile Balance	753,750,781	182,440,653
	Total Cash and Cash Equivalents	2,600,948,801	2,381,981,491

