

NATIONAL HOUSING AUTHORITY
Grihayon Bhaban,
82, Shegun Bagicha, Dhaka – 1000.

**INDEPENDENT AUDITOR'S REPORT
AND
AUDITED FINANCIAL STATEMENTS**
As at and for the year ended 30 June 2021

MAHFEL HUQ & CO.
CHARTERED ACCOUNTANTS
BGIC Tower (4th Floor),
34 Topkhana Road, Dhaka-1000
Phone: +88-02-223351948, 223383143
E-mail: asarkar@mahfelhuq.com
Web: www.mahfelhuq.com

Table of Contents

Sl. No.	Contents	Page No.
1.	Independent Auditor's Report	1-2
2.	Statement of Financial Position	3
3.	Statement of Profit or Loss and Other Comprehensive Income	4
4.	Consolidated Receipts and Payments Account	5-9
5.	Division wise Receipts and Payments Account	10-16
6.	Notes to the Financial Statements	17-28
7.	Schedule of Property, Plant & Equipment (Annexure A)	29
8.	Division wise Statement of Profit or Loss and Other Comprehensive Income	30
9.	Schedule of Fixed Deposit Receipt (Annexure B)	31-34
10.	Schedule of Bank Balance (Annexure C)	35-40



Mahfel Huq & Co.

CHARTERED ACCOUNTANTS

The first registered accounting firm in independent Bangladesh



An independent member firm of AGN International

BGIC Tower (4th Floor)
34. Topkhana Road
Dhaka-1000, Bangladesh
Tel: +88-02-223351948, 223383143
Fax: +88-02-9571005
E-mail: info@mahfelhuq.com
Web: www.mahfelhuq.com

Independent Auditor's Report

To the Member admin and Finance of National Housing Authority Report on the Audit of the Financial Statements

Disclaimer of Opinion

We were engaged to audit the financial statements of National Housing Authority (the Authority), which comprise the statement of financial position as at 30 June 2021, the statement of profit or loss and other comprehensive income and division wise receipts and payments account for the year then ended, and notes to the financial statements, including a summary of significant accounting policies.

We do not express an opinion on the accompanying financial statements of the Authority. Because of the significance of the matter described in the Basis for Disclaimer of Opinion section of our report, we have not been able to obtain sufficient appropriate audit evidence to provide a basis for an audit opinion on these financial statements.

Basis for Disclaimer of Opinion

During our audit, a lack of sufficient and appropriate audit evidence and proper accounting system for items, including but not limited to Property, Plant and Equipment, Project Under Construction, ADB Loan and Revenue, limited our ability to express an opinion on the Authority's financial statements.

Responsibilities of Management and Those Charged with Governance for the Financial Statements

Management is responsible for the preparation and fair presentation of the financial statements in accordance with IFRSs and other applicable laws and regulations and for such internal control as management determines is necessary to enable the preparation of financial statements that are free from material misstatement, whether due to fraud or error.

In preparing the financial statements, management is responsible for assessing the Authority's ability to continue as a going concern, disclosing, as applicable, matters related to going concern and using the going concern basis of accounting unless management either intends to liquidate the Authority or to cease operations, or has no realistic alternative but to do so.

Those charged with governance are responsible for overseeing the Authority's financial reporting process.

Auditor's Responsibilities for the Audit of the Financial Statements

Our responsibility is to conduct an audit of the Authority's financial statements in accordance with International Standards on Auditing and to issue an auditor's report. However, because of the matter described in the Basis for Disclaimer of Opinion section of our report, we were not able to obtain sufficient appropriate audit evidence to provide a basis for an audit opinion on these financial statements.



Mahfel Huq & Co.

CHARTERED ACCOUNTANTS

The first registered accounting firm in independent Bangladesh



An independent member firm of AGN International

BGIC Tower (4th Floor)
34. Topkhana Road
Dhaka-1000, Bangladesh
Tel: +88-02-223351948, 223383143
Fax: +88-02-9571005
E-mail: info@mahfelhuq.com
Web: www.mahfelhuq.com

We are independent of the Authority in accordance with the International Ethics Standards Board for Accountants' Code of Ethics for Professional Accountants (IESBA Code) together with the ethical requirements that are relevant to our audit of the financial statements in Bangladesh, and we have fulfilled our other ethical responsibilities in accordance with these ethical requirements.

Place: Dhaka

Date: 21 JUL 2025

Md. Abdus Satter Sarkar, FCA

Partner

Mahfel Huq & Co.

Chartered Accountants

ICAB Enrolment No. 1522

Firm Registration No. P-46323


DVC: **2507211522-AS124159**

Estd. 1974

National Housing Authority
Statement of Financial Position
As at 30 June 2021

Particulars	Notes	Amount in BDT	
		30 June 2021	30 June 2020
Assets:			
Non-current Assets		42,818,086,629	39,404,535,020
Property, Plant & Equipment	4.00	23,242,635,237	23,294,558,324
Project Under Construction	5.00	10,089,515,124	7,463,622,951
Investment in FDR	6.00	9,485,936,267	8,646,353,744
Current Assets		1,455,219,723	3,282,197,415
Stock & Stores	7.00	17,501,850	16,901,164
Receivable from Tenant	8.00	12,135,744	15,169,680
Receivable against Lease rent	9.00	344,234	430,293
Advances, Deposits & Prepayments	10.00	26,173,891	32,717,363
Cash & Cash Equivalents	11.00	1,399,064,004	3,216,978,914
Total Assets		44,273,306,352	42,686,732,434
Fund & Liabilities:			
Fund Accounts		41,170,083,291	39,704,131,414
Govt. Capital Fund	12.00	24,235,010,416	24,235,010,416
Flat Construction Fund A/C	13.00	2,635,060,841	2,635,060,841
Govt. Fund for Project Development	14.00	3,122,042,557	3,122,042,557
Retained Earnings	15.00	11,176,369,477	9,710,417,600
Government Grant	16.00	1,600,000	1,600,000
Long-Term Borrowing		1,589,673,713	1,589,673,713
ADB Loan (DUIP Project)	17.00	1,444,287,713	1,444,287,713
IDA & UNDP Loan (KUAD Project)	18.00	46,805,000	46,805,000
GoB Loan (KUAD Project)	19.00	98,581,000	98,581,000
Current Liabilities		1,513,549,348	1,392,927,308
Contractor Outstanding Bill	20.00	223,062,841	278,828,552
Creditors for Other Expenses	21.00	6,458,623	8,073,279
Creditors for Other Finance	22.00	1,250,962,360	1,064,693,573
Other Liabilities	23.00	33,065,523	41,331,904
Total Fund & Liabilities		44,273,306,352	42,686,732,434

The annexed notes form an integral part of these financial statements.



Assistant Director
(Audit)



Deputy Director
(Finance & Accounts)

Signed as per our separate report on same date.



Member
(Admin & Finance)



Chairman

সৈয়দ মোঃ নূরুল বাসির
চেয়ারম্যান
জাতীয় গৃহায়ন কর্তৃপক্ষ
লেখনবাগিচা, ঢাকা।



Md. Abdus Satter Sarkar, FCA

Partner

Mahfel Huq & Co.

Chartered Accountants

ICAB Enrolment No. 1522

Firm Registration No. P-46323

DVC: 2507211522 AS124159

Place: Dhaka


Date: 21 JUL 2025




National Housing Authority
Statement of Profit or Loss and Other Comprehensive Income
For the year ended 30 June 2021


Particulars	Notes	Amount in BDT	
		30 June 2021	30 June 2020
Revenue	24.00	3,328,128,526	4,003,495,526
Cost of Sales	25.00	2,088,502,887	2,348,386,134
Less: Expenses		443,799,819	469,917,103
Administrative Expense	26.00	323,437,652	349,515,799
Repair & Maintenance Expense	27.00	67,898,229	64,858,236
Depreciation Expense	28.00	52,463,938	55,543,068
Gross Profit/Loss		795,825,820	1,185,192,288
Add: Non-Operating Income		743,331,258	662,155,644
Other Income	29.00	65,646,747	71,725,458
Interest on FDR	30.00	601,531,879	499,148,047
Interest on Bank	31.00	76,152,632	91,282,139
Less: Non-Operating Expense		4,950,875	3,408,410
Financial Expense	32.00	4,950,875	3,408,410
Net Profit/Loss before Tax		1,534,206,202	1,843,939,522
Less: Tax on Bank Interest		68,254,325	66,345,557
Income Tax	33.00	68,254,325	66,345,557
Net Profit/Loss after Tax		1,465,951,877	1,777,593,965

The annexed notes form an integral part of these financial statements.


Assistant Director
(Audit)


Deputy Director
(Finance & Accounts)


Member
(Admin & Finance)


Chairman
সৈয়দ মো: নূরুল বাসির
চেয়ারম্যান
জাতীয় গৃহায়ন কর্তৃপক্ষ
সেতনবাগিচা, ঢাকা।

Signed as per our separate report on same date.



Md. Abdus Satter Sarkar, FCA
Partner
Mahfel Huq & Co.
Chartered Accountants
ICAB Enrolment No. 1522
Firm Registration No. P-46323
DVC: 2507211822 AS124159

Place: Dhaka
Date: 21 JUL 2025



National Housing Authority
Consolidated Receipts and Payments Account
For the year ended 30 June 2021

Particulars	Amount in BDT	
	30 June 2021	30 June 2020
Opening Cash & Cash Equivalents	3,216,978,914	2,600,948,801
Cash in Hand	-	-
Cash at Bank	3,216,978,914	2,600,948,801
RECEIPTS:		
Income from Lease rent	2,610,628,609	2,935,482,668
Installment receive against plot sale	338,759,625	435,614,763
Installment receive against Flat sale	2,237,909,692	2,455,463,760
Lease of low cost house (Including shop)	33,959,292	44,404,145
Income from Others	717,499,916	1,068,012,858
Mutation fee	25,014,219	33,694,801
Ground Tax Revenue	20,511,839	47,436,013
BDLG Building	86,978,257	64,423,461
Receipt from Staff Quarter	2,312,132	11,725,487
Enrollment Fee	2,937,698	2,707,284
Transfer Fee	226,704,049	273,835,981
Mortgage Fee	5,715,116	7,332,730
Transformation Fee	97,742,093	105,472,743
Late Installment Fee	157,956,517	447,529,763
Joint Construction Fee	14,931,581	17,698,361
Reconstruction Fee	4,535,753	3,826,678
Ammokter Fee	5,584,149	4,829,763
Time Extention Fee	6,959,157	10,446,297
Heba Fee	9,073,187	9,726,767
Non Construction Fee	4,066,471	2,574,921
Miscellaneous Income	34,682,143	13,774,372
Design fee	244,600	360,800
Shop & Market rent	414,208	278,994
Vat Income	813,706	-
Bank Interest	-	1,061,505
Contractor renewal fee	8,000	6,000
Tender sales	-	31,000
Conversion fee	-	1,509,375
Installment Plot	7,949,910	1,009,599
Installment House	69,100	124,223
Rate & Taxes	1,468,493	5,561,452
Pond lease	-	-
Sale of Lease Agreement	32,950	12,900
Sale of prospectus	-	-
Sale of Waste or Scrap	114,235	-
Repair & Maintenance Fee	178,266	95,582
Side Plan fee	1,725	115
Attendance fee	7,475	-



Particulars	Amount in BDT	
	30 June 2021	30 June 2020
Accured installment	492,188	918,750
Sales of side plan	700	7,140
Other receipt	535,744,479	932,619,676
Security received from contractors	203,214,209	117,571,564
Security received against allotment of plot	-	-
Income tax deduct at source	160,175,369	391,385,649
VAT deduct at source	172,354,901	423,662,463
Fund Received against Government Grant	-	-
FDR Encashment	66,676,129	1,913,194,907
Interest received from Bank	76,152,632	91,282,139
Total Receipt for the year	4,006,701,766	6,940,592,248
<u>PAYMENTS:</u>		
Administrative expense	314,374,870	337,116,485
Salary and Allowance	172,007,123	184,294,310
Officers Salary	51,956,042	56,310,639
Employees salary	39,907,439	44,224,318
Charge Allowance	369,773	235,288
Conveyance Allowance	569,459	686,653
Education allowance	2,113,145	2,365,500
House Rent Allowance	46,322,820	49,616,090
Medical Allowance	5,846,397	6,160,193
Mobile Phone Allowance	252,891	213,000
Tiffin Allowance	453,409	523,233
Washing Allowance	90,773	93,733
Festival Allowance	15,647,820	15,293,315
Overtime Allowance	3,060,400	3,737,303
Bangla Nababarsha Allowance	1,490,424	1,896,278
Other Allowance	665,560	503,929
Motor Vehicle Repair Allowance	1,535,191	1,300,000
Refreshment Allowance	25,200	21,600
Telephone Encashment Allowance	152,189	155,307
Higher Allowance	55,000	85,000
Rest & Recreation Allowance	519,750	779,062
Lumpgrant	973,441	93,870
Supply & Services	142,367,748	152,822,175
Work Charge/Master roll salary	44,876,005	52,826,717
Ansar & security guard	21,944,955	10,904,475
Lam Grant	2,822,930	1,354,980



Particulars	Amount in BDT	
	30 June 2021	30 June 2020
Rest & Recreation	724,430	1,983,340
Mohargo bonus	-	-
Travel allowance	2,159,772	3,068,666
Telephone & Fax	1,150,675	832,225
Water	6,922,111	3,001,520
Gas & fuel	6,725,880	5,643,638
Computer & Photocopy	2,930,367	933,378
Legal expense	7,356,142	8,003,108
Postage	131,785	73,000
Stationary expense	2,459,814	1,574,346
Office equipment repair	831,022	153,120
Other expense	1,536,992	2,412,583
Other office expense	3,714,872	1,003,075
Municipal Tax	2,441,287	2,340,383
Land Tax	5,259,963	5,569,506
Electricity	7,226,730	6,899,156
Training Expense	253,652	2,416,340
Miscellaneous Expenses	-	-
Rates & Taxes	-	-
Other Payments	691,900	-
Entertainment	391,160	822,681
Vehicle repair expense	5,924,955	4,150,487
Petrol and Lubricant	3,893,433	2,320,365
Demarcation	2,977,806	7,391,589
Event	1,061,050	473,106
Advertisement	1,344,979	4,389,130
Profit Payment	-	-
Foreign Training	-	5,428,012
Appoinment Expense	-	2,520,000
World Habitat Day	2,119,794	1,092,000
Audit Fee	-	-
Dressing & Cleaning	404,930	-
Out sourcing	1,089,056	1,187,316
Software & Networking	-	1,989,500
Honorium	686,520	88,100
Duty Allowance	34,500	72,000
Eradication Campaign Expenses	-	9,904,334
GPF	278,280	-

Repair & Maintenance

Repair and maintenance expense

67,898,229

64,858,236

67,898,229

64,858,236

Project Under Construction

100 Flat Project
Jaynagar Flat Project
Grihosuchona Residential Flat Project
Grihayon Dhanmondi Residential Flat Project

4,714,395,060

3,301,497,916

37,054,000

8,979,000

31,985,000

32,117,000

389,426,000

5,482,000

5,813,000

6,628,000



Particulars	Amount in BDT	
	30 June 2021	30 June 2020
Sunamgonj Project	29,159,974	-
Hobigonj Project	2,200,000	-
1960s Project	1,820,000	70,504,080
1960 Dasaka	-	47,346,171
Project Sopnonagor 1	661,717,046	1,029,729,449
Project Sopnonagor 2	1,747,793,629	998,672,293
Project Bostibasi 533	370,162,742	100,125,918
Project Kushtia 4th	100,000	-
Project Terokhadia plot	17,752,543	28,798,339
Mohammadpur 430 Flat project	-	2,500,000
Mohammadpur F Block	461,383,546	217,841,178
Lalmatia 72/revised 88 flat	205,200,000	70,150,000
Lalmatia New Koloni 120 Flat	-	22,695,975
Lalmatia Community Senter Project	79,511,580	35,403,634
Project 54 Flat	60,150,000	49,640,387
Mymensingh Residential flat project	1,250,000	-
Lalmatia 132/revised 153 flat	218,041,000	41,706,260
Project Jhinaida	-	500,000
Project Nalchity	2,383,000	17,499,565
Project Jashore	-	-
Project Commercial NHA Jashore	55,400,000	49,500,000
Project Pirojpur	26,200,000	170,737,305
Project Shibchor dadavi suburb commercial	8,009,000	32,705,000
Project Shibchor dadavi suburb residential 3rd	5,100,000	135,709,900
Halishohor Housing astate G Block 312 Residential flat Project (4th stage)	120,499,000	25,000,000
Halishohor Housing astate A Block NHA Multipurpose Tower Constriction Project	111,184,000	4,109,600
Halishohor Housing astate G Block 260 Residential flat project (3rd Stage)	100,000	145,000
Halishohor/Ferojshah Housing Astate G Block 342 Residential flat project	65,000,000	32,939,715
Cox's Bazar Koaltoli Govt Land 469 Residential flat project (4th stage)	-	58,788,030
Chittagong Rajuhan Plot Project (Pink City-2)	-	5,544,117
Fund for Capital Expenditure	540,851	12,179,742
Land and Land Development	-	-
Building & Other Constructions	-	10,043,312
Vehicle & Machinery	-	-
Plant & Machinery	-	-
Furniture & Fixtures	-	495,100
Office Equipment	540,851	1,641,330
Other Payment	712,103,687	2,590,240,017
Refund Of Contractors Securities Deposits	71,504,361	74,908,867
Investment in FDR for the period by Head Office	362,627,995	1,722,320,606
Refund Of Securities to Allottees	-	-



Particulars	Amount in BDT	
	30 June 2021	30 June 2020
Tax Deduct at Source	134,417,191	390,421,302
VAT Deduct at Source	143,554,140	402,589,241
Bank Charges & Excise Duty	2,327,375	1,592,410
Income Tax Deducted On Bank Interest :	12,976,604	17,077,329
Closing Cash & Cash Equivalents	1,399,064,004	3,216,978,914
Cash in Hand	-	-
Cash at Bank	1,399,064,004	3,216,978,914
Total Payment for the year	5,824,616,676	6,324,562,136



Assistant Director
(Audit)



Deputy Director
(Finance & Accounts)



Member
(Admin & Finance)



Chairman

সৈয়দ মোঃ নূরুল বাসির
চেয়ারম্যান
জাতীয় গৃহায়ন কর্তৃপক্ষ
সেতুনবাগিচা, ঢাকা।



National Housing Authority
Division wise Receipts and Payments Account
For the year ended 30 June 2021

Particulars	Amount in BDT (30 June 2021)										Amount in BDT (30 June 2020)					
	Head Office	Dhaka Circle	Chittagong Circle	Rajshahi Circle	Planning Division	EM Division	Dhaka Division 1	Dhaka Division 2	Mirpur Gr. Division 2	Chittagong Division	Dinajpur Division	Khulna Division	Sylhet Division	Rajshahi Division	Total	Total
Opening Balance	1,037,582,279	-	-	-	120,734	66,254,890	489,273,134	498,059,615	145,887,603	530,185,275	118,228,970	58,041,590	136,953,640	136,391,385	3,216,978,914	2,600,948,801
Cash in Hand	1,037,582,279	-	-	-	120,734	66,254,890	489,273,134	498,059,615	145,887,603	118,228,970	58,041,590	136,953,640	136,391,385	-	3,216,978,914	2,600,948,801
Cash at Bank	-	-	-	-	-	-	-	-	-	-	-	-	-	-	-	-
Receipts:																
Income from Lease rent	2,610,628,689	-	-	-	-	-	-	-	-	-	-	-	-	-	2,610,628,689	2,935,487,668
Installment receive against plot sale	338,759,625	-	-	-	-	-	-	-	-	-	-	-	-	-	338,759,625	435,614,763
Installment receive against Flat sale	2,237,909,692	-	-	-	-	-	-	-	-	-	-	-	-	-	2,237,909,692	2,455,463,760
Lease of low cost houses (Including shop)	33,959,292	-	-	-	-	-	-	-	-	-	-	-	-	-	33,959,292	44,404,145
Income from Others	434,730,415	-	-	-	-	-	8,361,009	22,586,890	6,636,000	80,461,749	95,187,341	36,411,414	11,735,666	21,469,432	717,899,916	1,068,012,858
Mutation fee	-	-	-	-	-	-	6,709,250	4,361,445	2,926,000	4,117,891	737,400	2,000,000	489,643	3,652,590	25,014,219	33,694,801
Ground Tax Revenue	-	-	-	-	-	-	-	18,225,445	652,000	-	931,346	495,065	207,983	-	20,511,839	47,436,013
BD/LG Building	-	-	-	-	-	-	-	-	2,202,000	84,776,257	48,216	500,036	34,280	-	86,978,257	64,423,461
Receipt from Staff Quarter	-	-	-	-	-	-	-	-	856,000	-	-	-	-	-	2,312,132	11,725,487
Enrollment Fee	-	-	-	-	-	-	-	-	-	873,600	-	-	-	-	2,937,698	2,707,284
Transfer Fee	2,937,698	-	-	-	-	-	-	-	-	-	-	-	-	-	2,937,698	2,707,284
Mortgage Fee	180,178,836	-	-	-	-	-	-	-	-	7,057,828	63,600	15,050,000	9,668,354	14,749,031	226,704,049	273,835,981
Transformation Fee	5,255,216	-	-	-	-	-	-	-	-	-	-	-	-	-	5,255,216	7,332,730
Joint Installation Fee	38,255,362	-	-	-	-	-	-	-	-	-	-	-	-	-	38,255,362	105,472,743
Lease Installation Fee	148,956,517	-	-	-	-	-	-	-	-	-	-	-	-	-	148,956,517	447,529,763
Joint Construction Fee	14,362,081	-	-	-	-	-	-	-	-	-	-	-	-	-	14,362,081	17,698,361
Reconstruction Fee	3,296,750	-	-	-	-	-	-	-	-	342,250	9,000,000	-	-	-	137,956,517	17,698,361
Annuker Fee	3,949,572	-	-	-	-	-	-	-	-	888,938	148,800	230,265	4,000	-	14,931,581	17,698,361
Time Extension Fee	1,305,644	-	-	-	-	-	-	-	-	895,077	212,500	250,000	96,250	21,000	4,535,753	3,826,678
Hoba Fee	5,875,397	-	-	-	-	-	-	-	-	838,938	574,650	4,000,025	204,000	178,750	5,584,149	4,829,763
Non Construction Fee	1,632,055	-	-	-	-	-	-	-	-	1,460,471	170,734	302,362	94,000	35,900	6,959,157	10,446,297
Miscellaneous Income	28,725,288	-	-	-	-	-	1,651,759	-	-	2,324,416	23,560	4,281,536	-	110,000	9,073,187	9,726,297
Shop & Market rent	-	-	-	-	-	-	-	-	-	-	-	-	-	-	4,066,471	2,574,921
Vat Income	-	-	-	-	-	-	-	-	-	-	-	-	-	-	34,682,143	13,774,372
Bank Interest	-	-	-	-	-	-	-	-	-	31,127	23,560	4,281,536	99,600	145,000	34,682,143	360,800
Contractor renewal fee	-	-	-	-	-	-	-	-	-	31,127	-	-	9,050	374,031	244,600	360,800
Tender sales	-	-	-	-	-	-	-	-	-	-	-	-	813,706	813,706	278,994	
Conversion fee	-	-	-	-	-	-	-	-	-	-	-	-	-	-	-	1,061,505
Installation Plot	-	-	-	-	-	-	-	-	-	-	-	-	-	-	-	6,000
Installment House	-	-	-	-	-	-	-	-	-	-	-	-	-	-	-	31,000
Rate & Taxes	-	-	-	-	-	-	-	-	-	-	-	-	-	-	-	1,509,375
Pond lease	-	-	-	-	-	-	-	-	-	-	-	-	-	-	-	1,009,599
Sale of Lease Agreement	-	-	-	-	-	-	-	-	-	-	-	-	-	-	-	124,223
Sale of prospectus	-	-	-	-	-	-	-	-	-	-	-	-	-	-	-	69,100
Sale of Waste or Scrap	-	-	-	-	-	-	-	-	-	-	-	-	-	-	-	124,223
Repair & Maintenance Fee	-	-	-	-	-	-	-	-	-	-	-	-	-	-	-	1,468,493
Site Plan fee	-	-	-	-	-	-	-	-	-	-	-	-	-	-	-	32,950
Attendance fee	-	-	-	-	-	-	-	-	-	-	-	-	-	-	-	12,900
Accrued installment	-	-	-	-	-	-	-	-	-	-	-	-	-	-	-	-
Sales of side plan	-	-	-	-	-	-	-	-	-	-	-	-	-	-	-	95,582
	-	-	-	-	-	-	-	-	-	-	-	-	-	-	-	115
	-	-	-	-	-	-	-	-	-	-	-	-	-	-	-	178,266
	-	-	-	-	-	-	-	-	-	-	-	-	-	-	-	114,235
	-	-	-	-	-	-	-	-	-	-	-	-	-	-	-	178,266
	-	-	-	-	-	-	-	-	-	-	-	-	-	-	-	1,725
	-	-	-	-	-	-	-	-	-	-	-	-	-	-	-	7,475
	-	-	-	-	-	-	-	-	-	-	-	-	-	-	-	492,188
	-	-	-	-	-	-	-	-	-	-	-	-	-	-	-	700
	-	-	-	-	-	-	-	-	-	-	-	-	-	-	-	918,750
	-	-	-	-	-	-	-	-	-	-	-	-	-	-	-	7,140
Project Under Construction	-	-	-	-	-	-	2,836,085,221	1,075,536,126	464,278,000	296,783,000	95,187,341	97,853,000	33,179,974	21,228,000	4,774,943,321	3,331,558,947
100 Flat Project	-	-	-	-	-	-	-	-	-	-	-	-	-	-	-	37,054,000
Jaynagar Flat Project	-	-	-	-	-	-	-	-	-	-	-	-	-	-	-	31,985,000
Ghoshchandra Residential Flat Project	-	-	-	-	-	-	-	-	-	-	-	-	-	-	-	389,426,000



Particulars	Amount in BDT (30 June 2021)										Amount in BDT (30 June 2020)					
	Head Office	Dhaka Circle	Chittagong Circle	Rajshahi Circle	Planning Division	EM Division	Dhaka Division 1	Dhaka Division 2	Mirpur Gr. Division 2	Chittagong Division	Dinajpur Division	Khulna Division	Sylhet Division	Rajshahi Division	Total	Total
Grihyon Dhamond Residential Flat Project	-	-	-	-	-	-	-	5,813,000	-	-	-	-	29,159,974	-	5,813,000	6,628,000
Suanangonj Project	-	-	-	-	-	-	-	-	-	-	-	-	1,820,000	-	1,820,000	70,504,080
1960s Project	-	-	-	-	-	-	-	-	-	-	-	-	-	-	-	47,346,171
1960s Project	-	-	-	-	-	-	-	-	-	-	-	-	-	-	-	1,048,815,000
Project Soponagor 1	-	-	-	-	-	-	690,226,000	-	-	-	-	-	-	-	690,226,000	1,000,000,000
Project Soponagor 2	-	-	-	-	-	-	1,775,359,221	-	-	-	-	-	-	-	1,775,359,221	1,000,000,000
Project Bonthai 553	-	-	-	-	-	-	370,500,000	-	-	-	-	-	-	-	370,500,000	100,500,000
Project Kushtia 4th	-	-	-	-	-	-	-	-	-	-	-	-	-	-	-	100,000
Project Terokhadia Plot	-	-	-	-	-	-	-	-	-	-	-	-	-	-	-	21,128,000
Mohammadpur 430 Flat project	-	-	-	-	-	-	461,383,546	-	-	-	-	-	-	-	461,383,546	2,500,000
Mohammadpur F Block	-	-	-	-	-	-	205,200,000	-	-	-	-	-	-	-	205,200,000	217,841,178
Lalmatia 72/ revised 88 flat	-	-	-	-	-	-	79,511,580	-	-	-	-	-	-	-	79,511,580	70,150,000
Lalmatia New Koton 120 Flat	-	-	-	-	-	-	60,150,000	-	-	-	-	-	-	-	60,150,000	22,695,975
Lalmatia Community Center Project	-	-	-	-	-	-	218,041,000	-	-	-	-	-	-	-	218,041,000	35,403,634
Project 54 Flat	-	-	-	-	-	-	-	-	-	-	-	-	-	-	-	49,640,387
Mymensingh Residential flat project	-	-	-	-	-	-	-	-	-	-	-	-	-	-	-	41,706,260
Lalmatia 132/ revised 153 flat	-	-	-	-	-	-	-	-	-	-	-	-	-	-	-	500,000
Project Jhansda	-	-	-	-	-	-	-	-	-	-	-	-	-	-	-	17,499,565
Project Nalchity	-	-	-	-	-	-	-	-	-	-	-	-	-	-	-	49,500,000
Project Commercial NHA, Jashore	-	-	-	-	-	-	-	-	-	-	-	-	-	-	-	170,737,305
Project Projraj	-	-	-	-	-	-	-	-	-	-	-	-	-	-	-	38,505,000
Project Shibchor dadavi suburb commercial 3rd	-	-	-	-	-	-	-	-	-	-	-	-	-	-	-	135,710,000
Haitohor Housing estate G Block 312 Residential flat project (4th stage)	-	-	-	-	-	-	-	-	120,499,000	-	-	-	-	-	120,499,000	25,000,000
Haitohor Housing estate A Block NHA Multipurpose Tower Construction Project	-	-	-	-	-	-	-	-	111,184,000	-	-	-	-	-	111,184,000	4,109,600
Haitohor Housing estate G Block 266 Residential flat project (3rd Stage)	-	-	-	-	-	-	-	-	100,000	-	-	-	-	-	100,000	145,000
Haitohor/Ferqishah Housing Estate G Block 342 Residential flat project	-	-	-	-	-	-	-	-	650,000,000	-	-	-	-	-	650,000,000	32,939,715
Cox's Bazar Koololi Govt Land 469 Residential flat project (4th stage)	-	-	-	-	-	-	-	-	-	-	-	-	-	-	-	58,788,030
Chittagong Rajshahi Plot Project (Pink City-2)	-	-	-	-	-	-	-	-	-	-	-	-	-	-	-	5,544,117
Fund for Capital Expenditure	18,600	6,676,600	6,144,300	4,720,640	8,127,700	21,478,400	45,768,800	65,168,800	200,000	18,071,000	33,086,000	100,000	21,322,600	222,251	540,851	131,001,100
Land and Land Development	-	-	-	-	-	-	-	-	-	-	-	-	-	-	-	12,500,000
Building & Other Constructions	-	-	-	-	-	-	-	-	-	-	-	-	-	-	-	-
Vehicle & Machinery	-	-	-	-	-	-	-	-	-	-	-	-	-	-	-	-
Plant & Machinery	-	-	-	-	-	-	-	-	-	-	-	-	-	-	-	-
Furniture & Fixtures	-	-	-	-	-	-	-	-	-	-	-	-	-	-	-	50,100
Office Equipment	18,600	-	-	-	-	-	-	-	200,000	-	-	100,000	-	222,251	540,851	550,000
Fund received for expenses	22,851,400	6,676,600	6,144,300	4,720,640	8,127,700	21,478,400	45,768,800	65,168,800	200,000	18,071,000	33,086,000	100,000	21,322,600	222,251	540,851	411,440,500
Fund from Govt. against salaries and allowances	-	3,270,535	3,077,300	1,603,600	3,489,302	3,434,407	8,065,000	9,693,000	9,693,000	18,071,000	7,915,300	8,083,900	5,402,000	4,840,100	65,999,244	94,123,721
Fund from Govt. against overhead	-	-	-	-	-	-	-	-	-	-	-	-	-	-	-	-
Fund received against repairing work	-	-	-	-	-	-	-	-	-	-	-	-	-	-	-	-
Loan Grant	-	-	-	973,440	-	-	-	-	-	-	-	-	850,000	-	2,312,910	1,754,980
House Rent	-	1,775,200	1,255,900	705,400	1,797,000	1,555,000	4,430,000	5,677,750	114,470	-	-	-	2,407,500	-	32,207,750	41,240,824
Rent & Recreation Allowance	-	16,500	101,000	88,000	20,000	13,000	147,000	130,430	130,000	-	-	-	-	70,000	949,930	5,418,945
Festival Allowance	-	491,700	493,850	275,000	580,000	510,000	1,325,000	1,384,446	1,014,485	1,014,485	1,442,000	1,210,700	800,000	800,000	10,709,681	14,368,512
Navabaha Allowance	-	70,200	55,600	34,200	57,000	50,000	129,300	132,750	120,000	120,000	90,000	84,500	277,500	282,000	1,005,665	1,629,000
Medical Allowance	-	189,500	174,500	96,000	196,600	416,515	501,500	486,000	392,100	363,782	502,500	40,100	11,000	20,600	3,878,497	5,199,000
Tiffin Allowance	-	15,200	11,700	9,600	11,200	11,700	35,800	35,800	23,600	23,700	40,100	11,000	108,000	137,000	256,500	378,150
Education Allowance	-	64,000	69,000	33,000	52,800	71,000	222,500	197,000	112,800	129,500	136,000	108,000	-	-	1,332,600	1,804,870



Particulars	Amount in BDT (30 June 2021)											Amount in BDT (30 June 2020)				
	Head Office	Dhaka Circle	Chittagong Circle	Rajshahi Circle	Planning Division	EM Division	Dhaka Division 1	Dhaka Division 2	Mirpur Gr. Division 2	Chittagong Division	Dinajpur Division	Khulna Division	Sylhet Division	Rajshahi Division	Total	Total
Honorarium	686,320	-	-	-	-	-	-	-	-	-	-	-	25,500	-	686,320	88,100
Duty Allowance	-	-	-	-	-	-	-	-	-	-	-	-	-	-	34,500	72,000
Eradication Campaign Expenses	-	-	-	-	-	-	-	-	-	-	-	-	-	-	-	9,904,334
GPF	-	-	-	-	-	-	-	-	-	-	-	-	-	-	278,280	-
Repair & Maintenance																
Repair and maintenance expense	-	-	-	-	8,202,266	8,202,266	8,812,355	16,621,655	1,356,000	6,633,666	5,448,832	9,850,747	2,875,511	8,097,298	67,898,229	64,858,236
	-	-	-	-	8,202,266	8,202,266	8,812,355	16,621,655	1,356,000	6,633,666	5,448,832	9,850,747	2,875,511	8,097,298	67,898,229	64,858,236
Project Under Construction																
100 Flat Project	-	-	-	-	-	-	2,779,673,417	1,035,536,126	464,278,000	296,783,000	-	97,892,000	33,179,974	17,852,543	4,714,995,060	3,301,497,916
Jaynagar Flat Project	-	-	-	-	-	-	-	-	37,054,000	-	-	-	-	-	37,054,000	8,979,000
Grihonchona Residential Flat Project	-	-	-	-	-	-	-	-	31,985,000	-	-	-	-	-	31,985,000	32,117,000
Grihonchona Residential Flat Project	-	-	-	-	-	-	-	-	389,426,000	-	-	-	-	-	389,426,000	5,482,000
Project	-	-	-	-	-	-	-	-	5,813,000	-	-	-	-	-	5,813,000	6,628,000
Sunamganj Project	-	-	-	-	-	-	-	-	-	-	-	-	29,159,974	-	29,159,974	70,504,080
Hobigonj Project	-	-	-	-	-	-	-	-	-	-	-	-	2,200,000	-	2,200,000	47,346,171
1960s Project	-	-	-	-	-	-	-	-	-	-	-	-	1,820,000	-	1,820,000	1,029,729,449
1960s Project	-	-	-	-	-	-	-	-	-	-	-	-	-	-	-	100,125,918
Project Soponagar 1	-	-	-	-	-	-	661,717,046	-	-	-	-	-	-	-	661,717,046	28,798,339
Project Soponagar 2	-	-	-	-	-	-	1,747,793,629	-	-	-	-	-	-	-	1,747,793,629	2,500,000
Project Bosthant 533	-	-	-	-	-	-	370,162,742	-	-	-	-	-	-	-	370,162,742	70,150,000
Project Kushiya 4th	-	-	-	-	-	-	-	-	-	-	-	-	-	-	-	22,695,975
Project Terokhadia plot	-	-	-	-	-	-	-	-	-	-	-	-	-	-	-	49,640,387
Mohammadpur 430 Flat project	-	-	-	-	-	-	-	-	-	-	-	-	-	-	-	41,706,260
Mohammadpur F Block	-	-	-	-	-	-	-	-	-	-	-	-	-	-	-	500,000
Mohammadpur F Block	-	-	-	-	-	-	461,383,546	-	-	-	-	-	-	-	461,383,546	17,499,565
Lahania 72/reviseed 88 flat	-	-	-	-	-	-	205,200,000	-	-	-	-	-	-	-	205,200,000	49,500,000
Lahania New Koloni 120 Flat	-	-	-	-	-	-	-	-	-	-	-	-	-	-	-	41,706,260
Lahania Community Center Project	-	-	-	-	-	-	-	-	-	-	-	-	-	-	-	500,000
Project 54 Flat	-	-	-	-	-	-	-	-	-	-	-	-	-	-	-	17,499,565
Myensinghi Residential flat project	-	-	-	-	-	-	-	-	-	-	-	-	-	-	-	49,500,000
Lahania 132/reviseed 153 flat	-	-	-	-	-	-	79,511,580	-	-	-	-	-	-	-	79,511,580	170,737,505
Project Jhanadi	-	-	-	-	-	-	60,150,000	-	-	-	-	-	-	-	60,150,000	32,705,000
Project Nakhity	-	-	-	-	-	-	1,250,000	-	-	-	-	-	-	-	1,250,000	135,709,900
Project Jashore	-	-	-	-	-	-	218,041,000	-	-	-	-	-	-	-	218,041,000	25,000,000
Project Commercial NHA Jashore	-	-	-	-	-	-	-	-	-	-	-	-	-	-	-	4,109,600
Project Projar	-	-	-	-	-	-	-	-	-	-	-	-	-	-	-	145,000
Project Shikhor (dajari suburb commercial 3rd	-	-	-	-	-	-	-	-	-	-	-	-	-	-	-	32,939,715
Project Shikhor (dajari suburb residential 3rd	-	-	-	-	-	-	-	-	-	-	-	-	-	-	-	58,788,030
Haliashor Housing astate G Block 312 Residential flat project (4th stage)	-	-	-	-	-	-	-	-	-	-	-	-	-	-	-	5,544,117
Haliashor Housing astate A Block NHA	-	-	-	-	-	-	-	-	-	-	-	-	-	-	-	12,179,742
Muljaporse Tower Construction Project	-	-	-	-	-	-	-	-	-	-	-	-	-	-	-	10,043,312
Haliashor Housing astate G Block 260 Residential flat project (3rd Stage)	-	-	-	-	-	-	-	-	-	-	-	-	-	-	-	495,100
Haliashor/Ferozshah Housing Astate G Block 342 Residential flat project	-	-	-	-	-	-	-	-	-	-	-	-	-	-	-	1,641,330
Cox's Bazar Kallioff Govt Land 469 Residential flat project (4th stage)	-	-	-	-	-	-	-	-	-	-	-	-	-	-	-	-
Chittagong Rajshahi Plot Project (Pink City-2)	-	-	-	-	-	-	-	-	-	-	-	-	-	-	-	-
Fund for Capital Expenditure	18,600	-	-	-	-	-	200,000	-	-	-	-	100,000	-	222,251	540,851	12,179,742
Land and Land Development	-	-	-	-	-	-	-	-	-	-	-	-	-	-	-	-
Building & Other Constructions	-	-	-	-	-	-	-	-	-	-	-	-	-	-	-	-
Vehicle & Machinery	-	-	-	-	-	-	-	-	-	-	-	-	-	-	-	-
Plant & Machinery	-	-	-	-	-	-	-	-	-	-	-	-	-	-	-	-
Furniture & Fixtures	-	-	-	-	-	-	-	-	-	-	-	-	-	-	-	-
Office Equipment	18,600	-	-	-	-	-	200,000	-	-	-	-	100,000	-	222,251	540,851	1,641,330



Particulars	Amount in BDT (30 June 2021)										Amount in BDT (30 June 2020)					
	Head Office	Dhaka Circle	Chittagong Circle	Rajshahi Circle	Planning Division	E/M Division	Dhaka Division 1	Dhaka Division 2	Mirpur Gr. Division 2	Chittagong Division	Dinajpur Division	Khulna Division	Sylhet Division	Rajshahi Division	Total	Total
Other Payments	362,627,995	-	-	-	-	1,424,580	42,728	169,935,873	81,152,710	90,130,581	-	5,936,993	519,318	332,909	712,103,687	2,590,240,017
Refund of Contractors Securities Deposits	-	-	-	-	-	706,810	42,728	-	22,819,506	45,893,693	-	1,522,306	351,534	-	71,336,577	73,815,237
Refund of Securities against Bill	-	-	-	-	-	-	-	-	-	-	-	-	-	-	167,784	1,093,630
Investment in FDR for the period by Head Office	362,627,995	-	-	-	-	-	-	-	-	-	-	-	-	-	362,627,995	1,722,320,606
Refund of Securities to Allottees	-	-	-	-	-	141,362	-	90,798,414	23,375,383	17,718,240	-	2,131,228	-	252,564	134,417,191	390,421,302
Tax Deduct at Source	-	-	-	-	-	576,408	-	79,137,459	34,957,821	26,518,648	-	2,283,459	-	80,345	143,554,140	402,589,241
VAT Deduct at Source	-	-	-	-	-	-	-	-	-	-	-	-	-	-	-	-
Fund refund to Head Office	(64,068,828)	167,421	72,563	24,621	199,102	1,285,641	58,286,822	5,138,291	3,327,804	13,128,451	2,800,101	1,234,895	-	5,060,410	28,659,793	40,244,059
Refund of Govt.fund received against salaries	-	-	-	-	199,102	582,907	-	3,559,946	-	-	4,232,282	-	-	-	(53,455,645)	(24,150,961)
Refund of Govt.fund received against overhead	-	-	-	24,621	-	-	-	-	-	-	-	-	-	-	24,621	232,099
Fund refund against Moharigo Bonus	-	-	-	-	-	-	-	-	-	-	-	-	-	-	-	334,544
Fund refund against House Rent	-	-	-	-	-	-	-	-	-	-	-	-	-	-	-	8,280
Fund refund against Rest & Recreation Allowance	-	-	-	-	-	-	-	-	-	-	-	-	-	-	-	481,000
Fund refund against Festival Allowance	-	-	-	-	-	-	-	-	-	-	-	-	-	-	-	-
Fund refund against Navabaraha Allowance	-	-	-	-	-	-	-	-	-	-	-	-	-	-	-	72,000
Fund refund against Medical Allowance	-	-	-	-	-	-	-	-	-	-	-	-	-	-	-	6,700
Fund refund against Tiffin Allowance	-	-	-	-	-	-	-	-	-	-	-	-	-	-	-	10,387
Fund refund against Conveyance	-	-	-	-	-	-	-	-	-	-	-	-	-	-	-	30,500
Fund refund against Education Allowance	-	-	-	-	-	-	-	-	-	-	-	-	-	-	-	10,800
Fund refund against Other Allowance	-	-	-	-	-	-	-	-	507	-	-	-	-	-	507	489
Fund refund against Travelling Allowance	-	-	-	-	-	-	-	-	-	-	-	-	-	-	-	-
Fund refund against Master Roll Employee	-	-	-	-	-	-	-	-	872,724	-	-	22,000	-	-	872,724	1,784,002
Fund refund against Municipal Tax	-	-	-	-	-	-	-	-	202	-	-	2,000	-	-	22,202	3,936,004
Fund refund against Postage	-	-	-	-	-	-	-	-	17,500	-	-	19,500	-	-	19,500	56,000
Fund refund against Telephone & Fax	-	-	-	-	-	-	-	-	5,680	-	-	991	-	-	6,671	1,554
Fund refund against Water	-	-	-	-	-	-	-	-	99,176	-	-	30,800	-	-	259,531	1,750,747
Fund refund against Electricity	-	-	-	-	-	-	-	-	3,130	-	-	69,122	-	-	72,252	1,818,979
Fund refund against Fuel & Gas	-	-	-	-	-	-	-	-	13,850	-	-	37,243	-	-	51,093	14,750
Fund refund against Patrol & Lubricant	-	-	-	-	-	-	-	-	1,570	-	-	1	-	-	1,721	95
Fund refund against Security Guard	-	-	-	-	-	-	-	-	2,309,226	-	-	-	-	-	2,309,226	1,667,774
Fund refund against Computer Operating Expenses	-	-	-	-	-	-	-	-	-	-	-	-	-	-	-	100
Fund refund against Other Expenses	-	-	-	-	-	-	-	-	-	-	-	-	-	-	-	2,461,204
Fund refund against repair and maintenance	-	-	-	-	-	-	-	-	-	8,896,168	874,253	190,489	-	152,702	13,598,771	14,395,486
Fund refund against Overtime	-	-	-	-	-	702,734	787,745	1,578,345	-	-	-	-	-	-	261,417	5,027
Fund refund against Land Tax	-	-	-	-	-	-	-	-	879	-	-	261,097	-	-	879	1,804,970
Fund refund against Stationary	-	-	-	-	-	-	-	-	-	-	-	-	-	-	-	267
Fund refund against Entertainment	-	-	-	-	-	-	-	-	-	-	-	-	-	-	-	282,490
Fund refund against Security Deposit	-	-	-	-	-	-	-	-	-	-	-	-	-	-	-	-
Fund refund against Office Equipment	-	-	-	-	-	-	-	-	-	-	-	-	-	-	-	-
Fund refund against Demarcation	-	-	-	-	-	-	-	-	-	-	-	-	-	-	-	-
Fund refund against Event	-	-	-	-	-	-	-	-	259,144	-	-	-	-	-	259,144	500,000
Fund refund against Legal Expense	-	-	-	-	-	-	-	-	-	-	-	50,000	-	-	309,144	60,000
Fund refund against Advertisement	-	-	-	-	-	-	-	-	-	-	-	104	-	-	104	174
Fund refund against Lump Grant	-	-	-	-	-	-	-	-	-	-	-	6,520	-	-	6,540	-
Fund refund against Project	-	-	-	-	-	-	-	-	420	-	-	-	-	-	60,548,261	29,861,031
Fund refund against Supply and Service	-	-	-	-	-	-	56,411,804	-	-	-	761,000	-	-	3,375,457	60,548,261	2,032,923
Fund refund against Vehicle Repair	-	-	-	-	-	-	1,086,473	-	-	-	1,164,848	-	-	1,532,251	1,984,610	87
Fund refund against Ancillary establishments	(2,038,946)	167,421	72,563	-	-	-	-	-	-	600,726	-	564,528	-	-	1,165,264	554,558



Particulars	Amount in BDT (30 June 2021)													Amount in BDT (30 June 2020)		
	Head Office	Dhaka Circle	Chittagong Circle	Rajshahi Circle	Planning Division	EM Division	Dhaka Division 1	Dhaka Division 2	Mirpur Gr. Division 2	Chittagong Division	Dinajpur Division	Khulna Division	Sylhet Division	Rajshahi Division	Total	Total
Bank Charges & Excise Duty	200,410	-	-	1,243	3,720	21,490	339,682	558,233	255,052	138,583	149,481	282,218	131,666.40	245,297	2,327,375	1,592,410
Income Tax Deducted On Bank Interest:	1,249,755	-	-	-	1,834	22,079	1,637,689	1,569,464	897,990	919,692	223,739	5,452,298	247,573.64	754,490	12,976,604	17,077,329
Total Payment for the year	5,484,158,415	6,676,600	6,144,300	4,720,640	8,133,653	22,946,549	2,892,235,129	1,285,555,306	571,290,752	499,658,805	128,568,641	182,422,122	67,136,798	73,008,633	11,232,656,224	10,454,116,602
Closing Balance:	(1,016,403,929)	-	-	-	243,618	65,575,669	624,859,190	596,799,839	153,693,577	509,120,621	119,535,103	57,759,173	144,104,187	143,777,555	1,399,064,004	3,216,978,914



Assistant Director
(Audit)



Deputy Director
(Finance & Accounts)



Member
(Admin & Balance)



Chairman

সৈয়দ মো: নূরুল বাসির
চেয়ারম্যান
জাতীয় গৃহায়ন কর্তৃপক্ষ
সেতলবাগিচা, ঢাকা।



National Housing Authority

Notes to the financial statements

As at and for the year ended 30 June 2021

IAS 38: Intangible Assets	Not applicable
IAS 40: Investment Property	Non-Complied
IAS 41: Agriculture	Not applicable
IFRS 1: First time Adoption of International Financial Reporting Standards	Not applicable
IFRS 2: Share based Payment	Not applicable
IFRS 3: Business Combinations	Not applicable
IFRS 4: Insurance Contracts	Not applicable
IFRS 5: Non-current Assets Held for Sale and Discontinued Operations	Not applicable
IFRS 6: Exploration for and Evaluation of Mineral Resources	Not applicable
IFRS 7: Financial Instruments: Disclosures	Complied
IFRS 8: Operating Segments	Not applicable
IFRS 9: Financial Instruments	Complied
IFRS 10: Consolidated Financial Statements	Not applicable
IFRS 11: Joint Arrangements	Not applicable
IFRS 12: Disclosure of Interests in Other Entities	Not applicable
IFRS 13: Fair Value Measurement	Complied
IFRS 14: Regulatory Deferral Accounts	Not applicable
IFRS 15: Revenue from Contracts with Customers	Complied
IFRS 16: Leases	Not applicable
IFRS 17: Insurance Contract	Not applicable

Compliance with other regulatory requirements

The Authority complied with the requirements of following laws and regulations from various government bodies:

- i) National Housing Policy 2016.
- ii) City Development Act 1953.
- iii) Real Estate Development and Management Act 2010.
- iv) Real Estate Development and Management Regulations 2011.
- v) Dhaka Building Construction Regulations 2008.
- vi) House and Land Development Rule 2004.
- vii) National Housing Act 2000.
- viii) Building Act 1996.
- ix) The Income Tax Ordinance, 1984 and amendment thereon.
- x) The Income Tax Rules, 1984.
- xi) The Value Added Tax and Supplementary Duty Act 2012.
- xii) The Value Added Tax and Supplementary Duty Rule 2016.
- xiii) The Stamp Act, 1899.
- xiv) The Bangladesh Labor Act, 2006 and amended in 2015.
- xv) Any other applicable laws and regulations of the land.

2.3 Functional and presentation currency

The financial statements are presented in Bangladeshi Taka (Taka/Tk/BDT), which is the Authority's functional and presentation currency. Except as indicated, financial information presented in Bangladeshi Taka has been rounded off to the nearest taka.

2.4 Reporting period

The financial period of the Authority covers one year from 1 July to 30 June and is followed consistently.

2.5 Comparative information

Comparative information has been disclosed in respect of the year ended 30 June 2021 for all numerical information in the financial statements and also the narrative and descriptive information where it is relevant for understanding of the current year's financial statements.



National Housing Authority

Notes to the financial statements

As at and for the year ended 30 June 2021

2.6 Use of estimates and judgments

The preparation of financial statements in conformity with IFRSs requires management to make judgments, estimates and assumptions that affect the application of accounting policies and the reported amounts of assets, liabilities, income and expenses. Actual results may differ from these estimates.

Estimates and underlying assumptions are reviewed on an ongoing basis. Revisions to accounting estimates are recognised in the period in which the estimate is revised and in any future periods affected.

2.7 Going concern

The Management have made an assessment of the Authority's ability to continue as a going concern and they do not intend either to liquidate or to cease trading. The Authority has adequate resources to continue in operation for the foreseeable future. The current resources of the Authority provide sufficient funds and attributable credit facilities to meet the present requirements of its existing business. Since, there is no material uncertainties related to events or conditions at reporting date which may cast significant doubt upon the Authority's ability to continue as a going concern, for this reason, management continues to adopt going concern basis in preparing the financial statements.

2.8 Accrual basis of accounting

The Authority prepares its financial statements, except the statement of cash flows, using the accrual basis of accounting. When the accrual basis of accounting is used, an entity recognises the elements of financial statements such as assets, liabilities, equity, income and expenses when they satisfy the definitions and recognition criteria for those elements in the conceptual framework.

2.9 Materiality and aggregation

Each material class of similar items is presented separately in the financial statements. Items of a dissimilar nature or function are presented separately unless they are immaterial.

2.10 Offsetting

The entity does not offset assets and liabilities or income and expenses, unless required or permitted by any IFRSs.

2.11 Events after the reporting period

Events after the reporting period that provide additional information about the Authority's position at the reporting date or those that indicate the going concern assumption is not appropriate are reflected in the financial statements. Amounts recognised in the financial statements are adjusted for events after the reporting period that provide evidence of conditions that existed at the end of the reporting period. No adjustment is given in the financial statements for events after the reporting period that are indicative of conditions that arose after the reporting period. Material non-adjusting events are disclosed in the financial statements.

3.0 Summary of significant accounting policies

The accounting policies set out below have been applied consistently to all periods presented in these financial statements.

3.1 Property, plant and equipment

3.1.1 Recognition

The cost of an item of property, plant and equipment shall be recognised as an asset if, and only if:

- a) it is probable that future economic benefits will flow to the entity; and
- b) the cost of the item can be measured reliably.

3.1.2 Measurement at recognition

An item of property, plant and equipment qualifying for recognition is initially measured at its cost. Cost comprises expenditure that is directly attributable to the acquisition of the assets. The cost of self-constructed asset includes the following: the cost of materials and direct labour; any other costs directly attributable to bringing the assets to a working condition for their intended use; and when the Authority has an obligation to remove the asset or restore the site, an estimate of the costs of dismantling and removing the items and restoring the site on which they are located.



National Housing Authority

Notes to the financial statements

As at and for the year ended 30 June 2021

3.1.3 Subsequent costs

Subsequent to initial recognition, cost of replacing part of an item of property, plant and equipment is recognized in the carrying amount of the item if it is probable that the future economic benefits embodied within the part will flow to the Authority and its cost can be measured reliably. All other repair and maintenance expenses are charged in the statement of profit or loss and other comprehensive income as they are incurred.

3.1.4 Derecognition

An asset is derecognised on disposal or when no further economic benefits are expected from its use. Gain or loss on disposal of an asset is determined as the difference of net disposal proceeds and the carrying amount of the asset and is recognised as gain or loss from disposal of asset under other income/expense in the statement of profit or loss and other comprehensive income.

3.1.5 Impairment

The carrying amount of the entity's non-financial assets, other than inventories and deferred tax assets (considered as disclosed separately under respective accounting standards), are reviewed at each reporting date to determine whether there is any indication of impairment. If any such indication exists, the assets' recoverable amounts are estimated. However, no such conditions that might be suggestive of a heightened risk of impairment of assets existed at the reporting date.

3.1.6 Depreciation

Depreciation is commenced when the asset is in the location and condition necessary for it to be capable of operating in the manner intended. Property plant and equipment of the Authority are depreciated using reducing balance method. Full month's depreciation is charged for the month of acquisition. On disposal of an asset, depreciation is charged up to the month prior to the disposal. Each significant part of an item of property, plant and equipment is depreciated separately, using their useful lives. If any residual value is considered for an asset on its expiry of expected life, the value is deducted from the cost to arrive at the depreciable amount. The residual value and useful life of an asset are reviewed in each year end. Depreciation is expressed in terms of percentage of cost of the related assets. The depreciation rates per annum applicable to different categories of property, plant and equipment are as follows:

<u>Asset category</u>	<u>Rate of depreciation</u>
Land and Land Development	0%
Building and Other Constructions	5%
Vehicle & Machinery	20%
Plant & Machinery	20%
Furniture & Fixtures	20%
Office Equipment	6%

3.2 Financial instruments

A financial instrument is any contract that gives rise to a financial asset of one entity and a financial liability or equity instrument of another entity. Non-derivative financial instruments comprise deposits, trade and other receivables, cash and cash equivalents, trade and other payables, share capital and interest-bearing borrowings.

3.2.1 Financial assets

The Authority initially recognises receivables and deposits on the date that they are originated. All other financial assets are recognised initially on the date at which the Authority becomes a party to the contractual provisions of the transaction.

The Authority derecognises a financial asset when the contractual rights to the cash flows from the asset expire, or it transfers the rights to receive the contractual cash flows in a transaction in which substantially all the risks and rewards of ownership of the financial asset are transferred, or it neither transfers nor retains substantially all of the risks and rewards of ownership and does not retain control over the transferred asset.

The Authority's financial assets comprise advance, deposits and prepayments, investments and cash & cash equivalents.



National Housing Authority

Notes to the financial statements

As at and for the year ended 30 June 2021

3.2.1.2 Advance, deposits and prepayments

Advances with no stated interest are measured at the original amount if the effect of discounting is immaterial.

Deposits are measured at payment value.

3.2.1.3 Investment in FDR

Investment in fixed deposits is shown in the financial statements at its cost and interest income is recognised cash basis.

3.2.1.4 Cash and cash equivalents

Cash and cash equivalent include cash in hand, balance and deposits with financial institutions that are readily convertible into known amounts of cash and which are subject to an insignificant risk of changes in value.

3.2.2 Financial liabilities

The Authority initially recognises financial liabilities in its statement of financial position when the Authority becomes a party to the contractual provisions of the liability. The Authority recognises such financial liability when its contractual obligations arising from past events are certain and the settlement of which is expected to result in an outflow from the entity of resources embodying economic benefits.

The Authority derecognises a financial liability when its contractual obligations are discharged or cancelled, or expired.

The Authority's financial liabilities comprise bank overdraft and accounts payable.

3.2.2.1 Accounts payable

Trade and other payables are recognised when its contractual obligations arising from past events are certain and the settlement of which is expected to result in an outflow from the Authority of resources embodying economic benefits. Trade and other payables are recognised initially at fair value.

3.11 Revenue recognition

The Authority has recognized revenue as per IFRS-15 Revenue from Contract with Customers. The Authority has recognized revenue when (or as) the entity satisfies a performance obligation. This core principle is delivered in a five-step model framework:

- i) Identify the contract(s) with a customer;
- ii) Identify the performance obligations in the contract;
- iii) Determine the transaction price;
- iv) Allocate the transaction price to the performance obligations in the contract;
- v) Recognise revenue when (or as) the entity satisfies a performance obligation.

Revenue from contracts with customers is recognized when control of the goods or services are transferred to the customer at an amount that reflects the consideration to which the Authority expects to be entitled in exchange for those goods.

Revenue is measured based on the consideration specified in a contract with a customer net of returns, discounts, free issues.

The Authority's typical performance obligations include the following:

i) Sale of land

Sale of land is recognised when the Authority registers the plots of land. The Authority also receives money against such allotments on instalments basis during the span of four years. The amount is booked under 'advance on allotment' as 'current liability' at the time of receipt and treated as a 'sale' only when the allotted plots of land are registered to the respective customers. Sales are recognised mainly when the risk and rewards associated with the products are significantly transferred to the buyer and the buyer has the possession of the land.



National Housing Authority

Notes to the financial statements

As at and for the year ended 30 June 2021

ii) Sale of apartment

Authority, in-line with government regulations practice receives money against such sale on instalment basis during the span of four years. The amount is booked under 'advance against sale' as 'current liability' at the time of receipt and treated as a 'sale' only when the apartments are handed over to the respective customers. Sales are recognised mainly on hand-over basis for apartments when the risk and rewards associated with the products are significantly transferred to the buyer and the buyer has the possession of the products. The registration process takes time in Bangladesh due to the existing procedures to be followed in terms of regulations and also customers' delayed initiatives to register the property in own name(s) as there is no statutory deadline compulsorily to be followed for such registration.

3.12 Finance income and expense

Finance income comprises interest on financial deposits with banks. Finance income is recognised on an accrual basis and shown under statement of profit or loss and other comprehensive income. Finance costs comprise interest expense on overdraft and borrowings.



National Housing Authority
Notes to the financial Statements
As at and for the year ended 30 June 2021

Notes	Particulars	Sub Notes	Amount in BDT	
			30 June 2021	30 June 2020
4.00	Property, Plant & Equipment			
	A. Cost:			
	Opening Balance		26,538,130,929	26,525,951,187
	Add: Addition during year		540,851	12,179,742
	Less: Disposal/Adjustments during the year			-
	Total Cost		26,538,671,780	26,538,130,929
	B. Accumulated Depreciation			
	Opening balance		3,243,572,605	3,188,029,537
	Add: Depreciation Charged during year		52,463,938	55,543,068
	Less: Adjustment during year			-
	Total Accumulated Depreciation		3,296,036,543	3,243,572,605
	Written Down Value (A-B)		23,242,635,237	23,294,558,324
5.00	Project Under Construction			
	Opening Balance		7,463,622,951	6,510,511,170
	Add: Addition during the year		4,714,395,060	3,301,497,916
	Less: Transfer during the year		2,088,502,887	2,348,386,134
	Closing Balance		10,089,515,124	7,463,622,951
6.00	Investment in FDR			
	Opening Balance		8,646,353,744	8,389,164,226
	Add: Addition during the year		362,627,995	1,722,320,606
	Add: Interest received during the year		601,531,879	499,148,047
	Sub-Total		9,610,513,618	10,610,632,879
	Less: Encashment during the year		66,676,129	1,913,194,907
	Less: Tax Deducted at Source		55,277,721	49,268,228
	Less: Excise Duty deducted		2,623,500	1,816,000
	Less: Adjustment during the year		-	-
	Sub-Total		124,577,350	1,964,279,135
	Total		9,485,936,267	8,646,353,744
7.00	Stock & Stores			
	Opening Balance		16,901,164	17,221,144
	Add: Addition during the year		2,459,814	1,574,346
	Less: Consumption during the year		1,859,128	1,894,326
	Closing Balance		17,501,850	16,901,164
8.00	Receivable from Tenant			
	Receivable against low cost house		7,056,985	8,821,232
	Receivable against flat sale		3,119,689	3,899,611
	Receivable against shop rent		63,983	79,978
	House rent receivable		1,895,087	2,368,859
	Total		12,135,744	15,169,680
9.00	Receivable against Lease rent			
	Receivable against Plot Lease (Residential)		54,151	67,688
	Receivable against Commercial Plot		290,084	362,605
	Total		344,234	430,293



Notes	Particulars	Sub Notes	Amount in BDT	
			30 June 2021	30 June 2020
10.00	Advances, Deposits & Prepayments			
	Opening Balance		32,717,363	40,896,704
	Add: Addition during the year		-	-
	Less: Realization during the year		6,543,473	8,179,341
	Closing Balance		26,173,891	32,717,363
11.00	Cash & Cash Equivalents			
	Opening Balance		3,216,978,914	2,600,948,801
	Add: Received during the year		9,414,741,314	11,070,146,715
	Less: Payment during the year		11,232,656,224	10,454,116,602
	Closing Balance		1,399,064,004	3,216,978,914
	The details of the bank balance disclosed in Annexure C			
12.00	Govt. Capital Fund			
	Opening Balance		24,235,010,416	24,235,010,416
	Add: Addition during the year		-	-
	Less: Payment during the year		-	-
	Closing Balance		24,235,010,416	24,235,010,416
13.00	Flat Construction Fund A/C			
	Opening Balance		2,635,060,841	2,635,060,841
	Add: Addition during the year		-	-
	Less: Payment during the year		-	-
	Closing Balance		2,635,060,841	2,635,060,841
14.00	Govt. Fund for Project Development			
	Opening Balance		3,122,042,557	3,122,042,557
	Add: Addition during the year		-	-
	Less: Payment during the year		-	-
	Closing Balance		3,122,042,557	3,122,042,557
15.00	Retained Earnings			
	Opening Balance		9,710,417,600	7,932,823,635
	Add: Current year profit		1,465,951,877	1,777,593,965
	Less: Adjustment		-	-
	Closing Balance		11,176,369,477	9,710,417,600
16.00	Government Grant			
	Opening Balance		1,600,000	1,600,000
	Addition (Maijdee Project)		-	-
	Adjustments		-	-
	Closing Balance		1,600,000	1,600,000
17.00	ADB Loan (DUIP Project)			
	Opening Balance		1,444,287,713	1,444,287,713
	Add: Interest during the year		-	-
	Less: Payment during the year		-	-
	Closing Balance		1,444,287,713	1,444,287,713
18.00	IDA & UNDP Loan (KUAD Project)			
	Opening Balance		46,805,000	46,805,000
	Add: Interest during the year		-	-
	Less: Payment during the year		-	-
	Closing Balance		46,805,000	46,805,000



Notes	Particulars	Sub Notes	Amount in BDT	
			30 June 2021	30 June 2020
19.00	GoB Loan (KUAD Project)			
	Opening Balance		98,581,000	98,581,000
	Add: Interest during the year		-	-
	Less: Payment during the year		-	-
	Closing Balance		98,581,000	98,581,000
20.00	Contractor Outstanding Bill			
	Opening Balance		278,828,552	348,535,690
	Add: Interest during the year		-	-
	Less: Payment during the year		55,765,710	69,707,138
	Closing Balance		223,062,841	278,828,552
21.00	Creditors for Other Expenses			
	Supplies Bill Payable (Material)		59,153	73,941
	Utilities Bill Payable	21.01	5,994,703	7,493,379
	Fuel Bill Payable		404,767	505,959
	Contingency (Masterroll Staff Salary Payable)		-	-
	Total		6,458,623	8,073,279
21.01	Utilities Bill Payable			
	WASA Bill Payable		5,238,170	6,547,712
	Telephone Bill Payable		728,603	910,754
	Electric Bill Payable		8,418	10,522
	Gas Bill Payable		19,513	24,391
	Total		5,994,703	7,493,379
22.00	Creditors for Other Finance			
	Security Deposit from Contractor	22.01	693,776,508	562,066,660
	Security Deposit from Allottee	22.02	372,424,190	372,424,190
	Deducted Income Tax Payable	22.03	85,734,257	59,976,079
	Deducted VAT Payable	22.04	99,027,405	70,226,644
	Income Tax Payable on Auction		-	-
	Total		1,250,962,360	1,064,693,573
22.01	Security Deposit from Contractor			
	Opening Balance		562,066,660	519,403,963
	Add: Deduction during the year		203,214,209	117,571,564
	Less: Payment During the year		71,504,361	74,908,867
	Total		693,776,508	562,066,660
22.02	Security Deposit from Allottee			
	Opening Balance		372,424,190	372,424,190
	Add: Deduction during the year		-	-
	Less: Payment During the year		-	-
	Total		372,424,190	372,424,190
22.03	Deducted Income Tax Payable			
	Opening Balance		59,976,079	59,011,732
	Add: Deduction during the year		160,175,369	391,385,649
	Less: Payment During the year		134,417,191	390,421,302
	Total		85,734,257	59,976,079
22.04	Deducted VAT Payable			
	Opening Balance		70,226,644	49,153,422
	Add: Deduction during the year		172,354,901	423,662,463
	Less: Payment During the year		143,554,140	402,589,241
	Total		99,027,405	70,226,644



Notes	Particulars	Sub Notes	Amount in BDT	
			30 June 2021	30 June 2020
23.00	Other Liabilities			
	Municipal Tax Payable		29,708,393	37,135,491
	Land Tax Payable		952,581	1,190,726
	Land Acquisition Cost Payable		2,404,550	3,005,687
	Total		33,065,523	41,331,904
24.00	Revenue			
	Income from Lease Rent		2,610,628,609	2,935,482,668
	Mutation fee		25,014,219	33,694,801
	Ground Tax Revenue		20,511,839	47,436,013
	BDLG Building		86,978,257	64,423,461
	Receipt from Staff Quarter		2,312,132	11,725,487
	Enrollment Fee		2,937,698	2,707,284
	Transfer Fee		226,704,049	273,835,981
	Mortgage Fee		5,715,116	7,332,730
	Transformation Fee		97,742,093	105,472,743
	Late Installment Fee		157,956,517	447,529,763
	Joint Construction Fee		14,931,581	17,698,361
	Reconstruction Fee		4,535,753	3,826,678
	Ammokter Fee		5,584,149	4,829,763
	Time Extention Fee		6,959,157	10,446,297
	Heba Fee		9,073,187	9,726,767
	Non Construction Fee		4,066,471	2,574,921
	Miscellaneous Income		34,682,143	13,774,372
	Design fee		244,600	360,800
	Shop & Market rent		414,208	278,994
	Vat Income		813,706	-
	Bank Interest		-	1,061,505
	Contractor renewal fee		8,000	6,000
	Tender Sales		-	31,000
	Conversion fee		-	1,509,375
	Installment Plot		7,949,910	1,009,599
	Installment House		69,100	124,223
	Rate & Taxes		1,468,493	5,561,452
	Pond lease		-	-
	Sale of Lease Agreement		32,950	12,900
	Sale of prospectus		-	-
	Sale of Waste or Scrap		114,235	-
	Repair & Maintenance Fee		178,266	95,582
	Side Plan fee		1,725	115
	Attendance fee		7,475	-
	Accrued installment		492,188	918,750
	Sales of side plan		700	7,140
	Fund Received		-	-
	Received From GoB		-	-
	Total		3,328,128,526	4,003,495,526
25.00	Cost of Sales			
	Opening Balance		7,463,622,951	6,510,511,170
	Add: Project Cost for the year		4,714,395,060	3,301,497,916
	Less: Adjustments		10,089,515,124	7,463,622,951
	Cost of Sales		2,088,502,887	2,348,386,134



Notes	Particulars	Sub Notes	Amount in BDT	
			30 June 2021	30 June 2020
26.00	Administrative Expense			
	A. Salary and Allowance		172,007,123	184,294,310
	Officers Salary		51,956,042	56,310,639
	Employees salary		39,907,439	44,224,318
	Charge Allowance		369,773	235,288
	Conveyance Allowance		569,459	686,653
	Education allowance		2,113,145	2,365,500
	House Rent Allowance		46,322,820	49,616,090
	Medical Allowance		5,846,397	6,160,193
	Mobile Phone Allowance		252,891	213,000
	Tiffin Allowance		453,409	523,233
	Washing Allowance		90,773	93,733
	Festival Allowance		15,647,820	15,293,315
	Overtime Allowance		3,060,400	3,737,303
	Bangla Nababarsha Allowance		1,490,424	1,896,278
	Other Allowance		665,560	503,929
	Motor Vehicle Repair Allowance		1,535,191	1,300,000
	Refreshment Allowance		25,200	21,600
	Telephone Encashment Allowance		152,189	155,307
	Higher Allowance		55,000	85,000
	Rest & Recreation Allowance		519,750	779,062
	Lump Grant		973,441	93,870
	B. Supply & Services		151,430,529	165,221,489
	Work Charge/Master roll salary		44,876,005	39,763,549
	Ansar & security guard		21,944,955	10,904,475
	Lam Grant		2,822,930	1,354,980
	Rest & Recreation		724,430	1,983,340
	Mohargo bonus		-	-
	Travel allowance		2,159,772	3,068,666
	Telephone & Fax		1,150,675	832,225
	Water		6,922,111	3,001,520
	Gas & fuel		6,725,880	5,643,638
	Computer & Photocopy		2,930,367	933,378
	Legal expense		7,356,142	8,003,108
	Postage		131,785	73,000
	Stationary expense		1,859,128	1,894,326
	Office equipment repair		831,022	153,120
	Other expense		1,536,992	2,412,583
	Other office expense		3,714,872	14,066,243
	Municipal Tax		2,441,287	2,340,383
	Land Tax		5,259,963	5,569,506
	Electricity		7,226,730	6,899,156
	Training Expense		253,652	2,416,340
	Miscellaneous Expenses		-	-
	Rates & Taxes		-	-
	Other Payments		691,900	-
	Entertainment		391,160	822,681
	Vehicle repair expense		5,924,955	4,150,487
	Petrol and Lubricant		3,893,433	2,320,365
	Demarcation		2,977,806	7,391,589



Notes	Particulars	Sub Notes	Amount in BDT	
			30 June 2021	30 June 2020
	Event		1,061,050	473,106
	Advertisement		1,344,979	4,389,130
	Profit Payment		-	-
	Foreign Training		-	5,428,012
	Appoinment Expense		-	2,520,000
	World Habitat Day		2,119,794	1,092,000
	Audit Fee		-	-
	Dressing & Cleaning		404,930	-
	Out sourcing		1,089,056	1,187,316
	Software & Networking		-	1,989,500
	Honorium		686,520	88,100
	Bad Debts		9,663,467	12,079,334
	Duty Allowance		34,500	72,000
	Eradication Campaign Expenses		-	9,904,334
	GPF		278,280	-
	Total		323,437,652	349,515,799
27.00	Repair & Maintenance Expense			
	Repair and Maintenance Expense		67,898,229	64,858,236
			67,898,229	64,858,236
28.00	Depreciation Expense		52,463,938	55,543,068
29.00	Other Income		65,646,747	71,725,458
30.00	Interest on FDR		601,531,879	499,148,047
31.00	Interest on Bank		76,152,632	91,282,139
32.00	Financial Expense			
	Bank Charge		2,327,375	1,592,410
	Excise Duty on FDR Interest		2,623,500	1,816,000
			4,950,875	3,408,410
33.00	Income Tax	33.01	68,254,325	66,345,557
33.01	Income Tax			
	TDS on Bank Interest		12,976,604	17,077,329
	TDS on FDR Interest		55,277,721	49,268,228
			68,254,325	66,345,557



National Housing Authority
Schedule of Property, Plant & Equipment
As at 30 June 2021

Particulars	Cost				Rate (%)	Depreciation			Written down value as on 30.06.2021	
	Balance as on 01.07.2020	Addition during the year	Disposal during the year	Balance as on 30.06.2021		Balance as on 01.07.2020	Depreciation charged during the year	Adjustment during the year		Balance as on 30.06.2021
	Land and Land Development	22,274,809,200	-	-		22,274,809,200	0%	-		-
Building & Other Constructions	4,132,711,381	-	-	4,132,711,381	5%	-	49,839,828	-	946,956,732	
Vehicle & Machinery	102,142,005	-	-	102,142,005	20%	-	1,567,286	-	6,269,143	
Plant & Machinery	1,049,000	-	-	1,049,000	20%	-	25,229	-	100,916	
Furniture & Fixtures	6,457,421	-	-	6,457,421	20%	-	142,493	-	569,972	
Office Equipment	20,961,922	540,851	-	21,502,773	6%	-	889,103	-	13,929,274	
Total (As at 30 June 2021)	26,538,130,929	540,851	-	26,538,671,780		3,243,572,605	52,463,938	-	23,242,635,237	
Total (As at 30 June 2020)	26,525,951,187	12,179,742	-	26,538,130,929		3,188,029,537	55,543,068	-	23,294,558,324	



National Housing Authority
Division wise Statement of Profit/Loss and Other Comprehensive Income
For the year ended 30th June 2021

Particular	Head Office	Dhaka Circle	Chittagong Circle	Rajshahi Circle	Planning Division	EM Division	Dhaka Division I	Dhaka Division 2	Mirpur Gr. Division 2	Chittagong Division	Dinajpur Division	Khulna Division	Sylhet Division	Rajshahi Division	Total
Revenue	3,045,959,025	-	-	-	-	-	8,361,009	22,586,890	6,636,000	80,461,749	95,107,341	36,411,414	11,735,666	21,469,432	3,328,128,526
Cost of Good Sold	2,088,502,887	-	-	-	-	-	-	-	-	-	-	-	-	-	2,088,502,887
Less: Expenses	148,446,948	6,509,179	6,071,737	4,694,777	7,928,598	20,192,759	43,894,582	60,030,509	14,743,196	29,821,901	19,959,629	34,347,099	20,087,705	27,071,201	443,799,819
Administrative Expense	95,983,009	6,509,179	6,071,737	4,694,777	7,928,598	11,990,493	35,082,327	43,408,854	13,387,196	23,188,235	14,510,798	24,496,352	17,212,194	18,973,903	323,437,652
Repair & Maintenance Expense	-	-	-	-	-	8,202,266	8,812,255	16,621,655	1,356,000	6,633,666	5,448,832	9,850,747	2,875,511	8,097,298	67,898,229
Depreciation Expense	52,463,938	-	-	-	-	-	-	-	-	-	-	-	-	-	52,463,938
Gross Profit/Loss	808,409,190	(6,509,179)	(6,071,737)	(4,694,777)	(7,928,598)	(20,192,759)	(35,533,573)	(37,443,619)	(8,107,196)	50,639,848	75,147,712	2,064,315	(8,352,039)	(5,601,769)	795,825,820
Add: Non-Operating Income	679,676,178	-	-	-	18,337	205,500	14,121,241	15,162,143	8,959,017	8,274,151	1,679,353	5,452,298	2,238,134	7,544,905	743,331,258
Other Income	65,646,747	-	-	-	-	-	-	-	-	-	-	-	-	-	65,646,747
FDR Interest Received	601,531,879	-	-	-	-	-	-	-	-	-	-	-	-	-	601,531,879
Bank Interest Received	12,497,553	-	-	-	18,337	205,500	14,121,241	15,162,143	8,959,017	8,274,151	1,679,353	5,452,298	2,238,134	7,544,905	76,152,632
Less: Non-Operating Expense	2,823,910	-	-	1,243	3,920	21,490	339,682	558,233	255,052	138,583	149,481	282,218	131,666	245,397	4,950,875
Financial Expense	-	-	-	-	-	-	-	-	-	-	-	-	-	-	-
Net Profit/Loss before Tax	1,485,261,459	(6,509,179)	(6,071,737)	(4,696,019)	(7,914,181)	(20,008,749)	(21,752,014)	(22,839,709)	596,769	58,775,416	76,677,583	7,234,395	(6,245,572)	1,697,739	1,534,206,202
Less: Tax on Bank Interest	56,527,477	-	-	-	1,834	22,079	1,637,689	1,569,464	897,990	919,692	223,739	5,452,298	247,574	754,490	68,254,325
Tax Deducted at Source	-	-	-	-	-	-	-	-	-	-	-	-	-	-	-
Net Profit/Loss after Tax	1,428,733,982	(6,509,179)	(6,071,737)	(4,696,019)	(7,916,014)	(20,030,828)	(23,389,703)	(24,409,173)	(301,221)	57,855,725	76,453,845	1,782,098	(6,493,145)	943,249	1,465,951,877



National Housing Authority
Schedule of Fixed Deposit Receipt
As on 30 June 2021

Sl. No.	Bank Name & Branch	FDR Number	Opening Date	Maturity Date	Principal Amount	Opening Balance	Addition	Encashment	Adjustment	Interest	TDS	Excise Duty	Closing Balance
1	AB Bank Ltd., Dhanmondi Branch, Dhaka	3609405	4/3/19	8/17/18	100,000,000	108,725,000	-	-	-	7,610,750	761,075	40,000	115,534,675
2	AB Bank Ltd., Imamganj Branch, Dhaka	3509629	8/17/18	8/17/18	10,000,000	12,494,778	-	-	-	952,108	95,211	15,000	13,536,676
3	AB Bank Ltd., Kawran Bazar Branch, Dhaka	3311850	10/15/17	8/17/18	15,000,000	17,278,865	-	-	-	1,727,887	172,789	15,000	18,818,963
4	AB Bank Ltd., Kawran Bazar Branch, Dhaka	3331658	8/17/18	8/17/18	10,000,000	11,564,858	-	-	-	1,156,486	115,649	15,000	12,590,695
5	AB Bank Ltd., Kawran Bazar Branch, Dhaka	3331955	12/10/17	12/10/18	5,000,000	5,774,094	-	-	-	577,409	57,741	3,000	6,290,762
6	Agrani Bank Ltd. Principal Br. Dhaka	01100815/10993-3	1/8/12	1/8/17	30,000,000	44,620,598	-	-	-	-	-	-	44,620,598
7	Agrani Bank Ltd. Doulvagar. Br. Dhaka	002767/4665	11/26/15	11/26/16	24,235,675	24,228,175	-	-	-	-	-	-	24,228,175
8	Agrani Bank Ltd. Green road corporate Br. Dhaka	11A-0534628/0200005075670/686	6/15/15	6/14/17	60,851,090	65,202,368	-	-	-	-	-	-	65,202,368
9	Agrani Bank Ltd. Green road corporate Br. Dhaka	0534666/0200004324457/0200004649844	4/29/15	4/29/17	20,662,126	22,227,779	-	-	-	-	-	-	22,227,779
10	Agrani Bank Ltd. Malibagh Br., Dhaka	0936010/02000050971/80/187	7/6/15	7/6/17	15,401,269	19,005,680	-	-	-	1,235,174	123,517	15,000	20,102,336
11	Agrani Bank Ltd. Malibagh Br., Dhaka	0532660/0200003825599/0200003825606	12/24/14	12/24/15	50,000,000	66,504,893	-	66,504,893	-	-	-	-	-
12	Agrani Bank Ltd. New Eskaton Br. Dhaka	0576231/0200005638719/0200005638720/02	10/12/15	10/12/16	60,000,000	73,434,821	-	-	-	4,775,538	477,554	40,000	77,692,806
13	Agrani Bank Ltd. New Eskaton Br. Dhaka	0576240/0200006247991	2/2/16	2/2/17	24,232,500	28,201,634	-	-	-	1,184,309	118,431	15,000	29,252,512
14	Agrani Bank Ltd. New Eskaton Br. Dhaka	0576242/020000625160	2/2/16	2/2/17	9,934,301	10,930,039	-	-	-	642,978	64,298	15,000	11,493,719
15	Agrani Bank Ltd. New Eskaton Br. Dhaka	0576241/0200006249983	2/3/16	2/3/17	3,038,499	3,349,524	-	-	-	196,661	19,666	3,000	3,523,519
16	Agrani Bank Ltd. New Eskaton road Br. Dhaka	0576207/0200003825610/0200003825609	12/30/14	12/30/15	50,000,000	60,497,369	-	-	-	3,912,088	391,209	40,000	70,201,012
17	Agrani Bank Ltd. New Eskaton road Br. Dhaka	0576206/0200003825979/0200006829580	12/30/14	12/30/15	50,000,000	66,720,132	-	-	-	6,214,627	621,463	40,000	147,802,054
18	Agrani Bank Ltd. New Eskaton road Br. Dhaka	0576216/0200003855927/5925	1/18/15	1/18/17	105,825,319	142,248,889	-	-	-	-	-	-	142,248,889
19	Agrani Bank Ltd. New Eskaton Branch, Dhaka	0200099482870/9200009582764	3/6/17	3/6/18	40,000,000	40,000,000	-	-	-	-	-	-	40,000,000
20	Agrani Bank Ltd. New Eskaton Branch, Dhaka	0576241/0200008958854/0200008958853	8/16/16	8/16/17	169,679,698	169,679,698	-	-	-	-	-	-	169,679,698
21	Agrani Bank Ltd. Principal Br. Dhaka	5639267	10/13/15	10/12/16	60,000,000	59,985,000	-	-	-	-	-	-	59,985,000
22	Agrani Bank Ltd. Malibagh Branch, Dhaka	0936036/0200005644784/0200005644798	10/13/15	10/14/16	60,000,000	73,953,437	-	-	-	4,377,737	437,773	40,000	77,853,401
23	Agrani Bank Ltd. New Eskaton Branch, Dhaka	0576249/0200009239406/0200009239393	11/27/16	11/27/17	25,852,039	25,852,039	-	-	-	-	-	-	25,852,039
24	Agrani Bank Ltd. New Eskaton Branch, Dhaka	0576249/020001771828	11/27/16	11/27/17	30,638,774	30,638,774	-	-	-	887,127	88,713	15,000	31,422,188
25	Agrani Bank Ltd. Malibagh Branch, Dhaka	0936100/0200009176933/0200009176875	11/6/16	11/6/17	127,029,838	127,029,838	-	-	-	-	-	-	127,029,838
26	Agrani Bank Ltd. Malibagh Branch, Dhaka	0063036/0200010447699/0200010447668	8/17/17	8/17/18	50,000,000	54,206,991	-	-	-	3,180,082	318,008	40,000	57,029,065
27	Al-Arabi Islamic Bank Ltd. Head Office, Dhaka	072407499901330007823	12/5/17	12/5/18	10,000,000	11,227,099	-	-	-	1,066,780	106,678	15,000	12,172,201
28	Bangladesh Commerce Bank Ltd., Main Branch, Motijheel, Dhaka	187774/4967	3/19/19	3/19/20	50,000,000	54,263,000	-	-	-	4,883,670	488,367	40,000	58,618,303
29	Bangladesh Commerce Bank Ltd., Principal Branch, Motijheel, Dhaka	00233005029	10/1/19	10/1/25	30,000,000	30,000,000	-	-	-	2,700,000	270,000	12,000	32,418,000
30	Bangladesh Krishi Bank, Mohammadpur Branch Dhaka	57724/20085	1/8/08	1/8/09	4,788,015	6,482,641	-	-	-	283,197	28,319	3,000	6,734,519
31	Bangladesh Krishi Bank, Kawran Bazar Corporate Br. Dhaka	582266/33664	10/30/11	10/30/16	20,000,000	36,760,754	-	-	-	2,392,985	239,299	15,000	38,899,440
32	Bangladesh Krishi Bank, Khairabari Br. Dhaka	584512/2269	9/26/11	9/26/16	23,530,439	42,257,823	-	-	-	2,566,189	384,928	15,000	44,924,084
33	Bangladesh Krishi Bank, Local Principal Office, Dhaka	591224/15333	9/15/11	9/15/16	65,236,303	119,924,402	-	-	-	7,796,711	779,671	40,000	126,901,442
34	Bangladesh Krishi Bank, Local Principal Office, Dhaka	672633/18028	10/10/13	10/10/16	33,365,000	49,452,106	-	-	-	3,215,167	321,517	40,000	52,305,756
35	Bangladesh Krishi Bank, Tajmohal road Mohammadpur, Dhaka	577278/2007	1/2/08	1/2/17	93,272,000	240,575,383	-	-	-	14,081,028	2,112,154	40,000	255,504,257
36	Bangladesh Krishi Bank, Tajmohal road Mohammadpur, Dhaka	577278/2008	1/8/08	1/8/17	2,521,000	6,482,641	-	-	-	291,719	27,841	12,000	6,734,519
37	Bank Asia Ltd.	0287221/08555000327	1/2/17	1/2/18	48,722,786	58,227,514	-	-	-	3,491,251	349,125	40,000	61,329,640
38	Bank Asia Ltd., Holfamily Branch, Dhaka	0287771/373/08355000373	6/10/18	6/10/19	10,000,000	11,669,936	-	-	-	699,296	69,930	15,000	12,284,302
39	Bank Asia Ltd., Holfamily Branch, Dhaka	08355000240/0287639/240	8/17/18	8/17/18	20,000,000	22,086,164	-	-	-	1,987,755	198,775	15,000	23,860,143
40	Bank Asia Ltd., Holfamily Branch, Dhaka	08355000572	12/24/19	12/24/22	20,000,000	20,000,000	-	-	-	1,600,000	160,000	27,000	21,413,000
41	Brac Bank Ltd. Sattasjid Road Branch, Dhaka	1505303529630003	12/28/17	3/19/19	7,500,000	8,524,871	-	-	-	736,686	73,669	-	9,187,835
42	Brac Bank Ltd. Sattasjid Road Branch, Dhaka	1505303529630004	3/19/18	3/19/19	10,000,000	11,660,573	-	-	-	711,295	71,130	-	12,300,739
43	Brac Bank Ltd. Banani Branch, Dhaka	1535303529630001	1/29/19	1/29/24	5,365,000	5,756,645	-	-	-	351,155	35,116	-	6,072,685



Annexure - B

Sl. No.	Bank Name & Branch	FDR Number	Opening Date	Maturity Date	Principal Amount	Opening Balance	Addition	Encashment	Adjustment	Interest	TDS	Excise Duty	Closing Balance
44	Brac Bank Ltd. Elephant Road Branch, Dhaka	1507303529630001	3/18/19	3/18/24	50,000,000	54,231,875	-	-	-	3,299,106	329,911	-	57,201,070
45	Basic Bank Ltd. Boshali road Br. Dhaka	0850290618-01-0009411/2016	1/26/16	1/26/17	22,395,000	27,706,172	-	-	-	1,800,901	180,980	15,000	29,311,983
46	Basic Bank Ltd. Dhanmohi Br. Dhaka	7253572818-01-0000117	9/4/09	1/28/17	40,000,000	102,971,266	-	-	-	6,167,836	616,784	40,000	108,308,318
47	Basic Bank Ltd. Gulshan Br. Dhaka	0278262118-01-0003557	9/27/12	9/27/16	30,000,000	49,882,240	-	-	-	2,992,934	299,293	12,000	52,563,881
48	Basic Bank Ltd. Jessore Br.	020955/2006/03005828/1818010000601	9/11/06	9/11/16	15,600,000	42,728,393	-	-	-	2,563,704	256,370	12,000	45,023,726
49	Basic Bank Ltd. Main Br. Dhaka	040798/03023604/0218-01-0002430	5/11/10	9/10/16	130,000,000	304,605,492	-	-	-	19,799,357	1,979,936	25,000	322,399,914
50	Basic Bank Ltd. Jessore Branch, Jessore	057975/1818-01-0010575	11/8/15	11/8/16	14,400,000	17,803,436	-	-	-	1,068,206	106,821	12,000	18,752,821
51	Basic Bank Ltd. Jessore Branch, Jessore	074756/1818010011531	15/17	15/18	15,000,000	17,301,397	-	-	-	1,038,084	103,808	15,000	18,220,672
52	Basic Bank Ltd. Jessore Branch, Jessore	6318-01-0001911	10/5/20	10/5/25	10,000,000	-	10,000,000	-	-	-	-	-	10,000,000
53	Basic Bank Ltd. Keraniganj Branch, Dhaka	0218-01-0028596	11/23/20	11/23/25	5,000,000	-	5,000,000	-	-	-	-	-	5,000,000
54	Basic Bank Ltd. Main Br. Dhaka	0218-01-0029601	12/28/20	12/28/25	10,000,000	-	10,000,000	-	-	-	-	-	10,000,000
55	Basic Bank Ltd. Mirpur Br.	030613/03005128/04/2218-01-0000252	9/14/09	9/14/16	10,000,000	23,336,929	-	-	-	1,518,200	151,820	12,000	24,711,310
56	Basic Bank Ltd. Mirpur Br.	030612/03005113/2218-01-0000246	9/14/09	9/14/16	10,000,000	23,336,929	-	-	-	1,518,200	151,820	12,000	24,711,310
57	Basic Bank Ltd. Mirpur Br.	030620/03005191/09/2218010000298/11	1/6/10	1/6/17	20,000,000	47,160,793	-	-	-	3,065,452	306,545	15,000	49,904,699
58	Basic Bank Ltd. Mirpur Br.	030828/2218-01-0002121/11	9/22/11	9/22/16	10,000,000	39,218,328	-	-	-	4,724,086	472,409	25,000	76,904,917
59	Basic Bank Ltd. Raishahi Br.	001586/55/08/0318-01-0001283	10/12/09	10/12/16	10,000,000	23,024,309	-	-	-	1,496,580	149,658	12,000	24,359,231
60	Basic Bank Ltd. Shantiganj Br. Dhaka	029847/0918-01-0004310	8/2/12	8/2/16	100,000,000	167,065,071	-	-	-	10,859,230	1,085,923	25,000	176,813,378
61	Basic Bank Ltd. Sholashahar Br. Ctg.	032161/2418010000840	9/15/09	9/15/16	10,000,000	23,305,382	-	-	-	1,398,323	139,832	12,000	24,531,873
62	Basic Bank Ltd. Sholashahar Br. Dhaka	032111/0300010952418-01-0000371	9/12/08	9/12/16	119,450,000	327,045,162	-	-	-	19,622,710	1,962,271	25,000	344,680,601
63	Basic Bank Ltd. Sholashahar Br. Dhaka	032137/03001346/2418-01-0000177	1/23/09	1/23/17	20,046,588	51,302,177	-	-	-	3,078,131	307,813	40,000	54,032,494
64	Basic Bank Ltd., Jessore Branch, Jessore	074847/1818010011921	8/13/17	8/13/18	25,500,000	25,797,035	-	-	-	1,547,822	154,782	12,000	27,178,074
65	Basic Bank Ltd., Jessore Branch, Jessore	1818-01-0011413	11/17/16	11/17/17	20,000,000	23,068,507	-	-	-	1,384,110	138,411	12,000	24,302,206
66	BASIC BANK LTD., Main Branch, Motijheel, Dhaka.	056043/0218-01-00-11881	8/25/13	8/25/16	50,000,000	75,037,590	-	-	-	4,877,443	487,744	25,000	79,402,289
67	Basic Bank Ltd., Shantiganj Branch, Dhaka.	110790/0918-01-0016055	1/9/19	1/9/20	50,000,000	52,913,000	-	-	-	3,439,345	343,935	40,000	55,968,411
68	Basic Bank Ltd., Shantiganj Branch, Dhaka.	110826/0918-01-0016877	4/11/19	4/11/20	50,000,000	52,913,000	-	-	-	3,439,345	343,935	40,000	55,968,411
69	Community Bank Bangladesh PLC., Motijheel Br.	0044TDC120000204	11/17/20	11/17/25	10,000,000	-	10,000,000	-	-	-	-	-	10,000,000
70	Community Bank Bangladesh PLC., Motijheel Br.	0144TDC120000055	12/27/20	12/27/25	15,000,000	-	15,000,000	-	-	-	-	-	15,000,000
71	Dhaka Bank Ltd. Sagar Bazar Branch, Dhaka.	238263/2222-345-23	1/23/19	1/22/20	50,000,000	53,855,500	-	-	-	3,267,234	490,085	40,000	56,592,649
72	First Security Islami Bank Ltd., Islampur Branch, Dhaka.	1221152/01552460000609	9/9/18	9/9/19	10,000,000	10,705,500	-	-	-	1,260,239	126,024	15,000	11,824,715
73	First Security Islami Bank Ltd., Islampur Branch, Dhaka.	1221302/01552460000635	9/9/19	9/9/20	50,000,000	54,488,000	-	-	-	4,083,600	408,360	40,000	58,123,240
74	First Security Islami Bank Ltd., Mohpur Ring Road Branch, Dhaka.	0987555/013324600001811	9/16/15	9/16/17	10,853,500	12,561,009	-	-	-	1,124,078	112,408	15,000	13,557,679
75	ICB Islami Bank Ltd. Uman Br. Dhaka	0030158/0030080000-1259-8-000-30158	6/15/16	12/15/18	1,000,000	12,403,279	-	-	-	346,826	20,810	15,000	12,716,296
76	ICB Islami Bank Ltd. Mirpur Br. Dhaka	3003500036460	12/27/16	12/28/24	20,000,000	22,842,875	-	-	-	2,176,019	217,602	12,000	24,789,292
77	ICB Islami Bank Ltd., Mirpur Branch, Dhaka.	0030723/00300350003646000030773	12/27/16	12/26/17	20,168,000	24,333,432	-	-	-	1,546,725	108,271	15,000	25,756,907
78	ICB Islami Bank Ltd. Uman Br. Dhaka	300381/0002598	6/15/16	6/16/24	10,000,000	12,899,622	-	-	-	795,468	79,547	15,000	13,600,543
79	ICB Islami Bank Ltd. New Market Br. Dhaka	3001000035275	8/17/17	8/17/18	30,000,000	33,973,953	-	-	-	2,710,217	271,022	-	36,413,149
80	ICB Islami Bank Ltd., Newmarket Branch, Dhaka.	0032610/00300100003527500032610	8/17/17	8/17/18	30,000,000	34,244,813	-	-	-	1,860,171	120,911	-	35,984,073
81	IFIC Bank Ltd. Santiganj Br. Dhaka	1264627	12/26/16	12/26/17	30,000,000	38,437,051	-	-	-	3,459,335	345,933	15,000	41,535,452
82	IFIC Bank Ltd., Lalimata Branch, Dhaka	1277053	12/26/17	12/26/18	7,500,000	8,691,240	-	-	-	847,996	84,795	-	9,453,841
83	IFIC Bank Ltd., Lalimata Branch, Dhaka	1277118	12/26/17	12/26/18	10,000,000	11,575,348	-	-	-	1,127,426	112,743	17,500	12,716,532
84	IFIC Bank Ltd., Lalimata Branch, Dhaka	1349980	4/28/20	4/28/20	50,000,000	54,500,000	-	-	-	3,542,500	354,250	-	57,688,250
85	IFIC Bank Ltd., Motijheel Branch, Dhaka.	1273139	1/3/18	1/7/23	17,979,313	22,223,956	-	-	-	2,223,528	222,353	-	23,694,131
86	IFIC Bank Ltd., Motijheel Branch, Dhaka	1273588	12/8/17	12/8/18	7,500,000	8,826,500	-	-	-	904,716	90,471	-	9,731,216
87	IFIC Bank Ltd., Motijheel Branch, Dhaka	1306958	12/27/17	12/27/18	89,916,504	105,824,709	-	-	-	10,847,033	1,084,703	-	116,671,741
88	IFIC Bank Ltd., Principal Branch, Dhaka	1306952	12/26/17	12/26/18	10,000,000	11,760,000	-	-	-	1,205,400	120,540	-	12,965,400
89	IFIC Bank Ltd., Motijheel Branch, Dhaka	1359057	9/25/19	9/25/25	20,000,000	20,000,000	-	-	-	2,100,000	210,000	-	21,890,000
90	IFIC Bank Ltd., Stock Exchange Branch, Dhaka.	1240564/HH3329	12/28/17	12/28/18	10,000,000	11,588,320	-	-	-	1,129,861	112,986	-	12,605,195
91	Islami Bank Bangladesh Ltd. Moshbar Branch	20503320500280312	12/26/20	12/26/25	106,713,263	-	106,713,263	-	-	5,750,966	867,497	40,000	111,556,732
92	Islami Bank Bangladesh Ltd. Sivar Branch	20501300501123103	12/24/20	12/23/25	20,000,000	-	20,000,000	-	-	1,186,838	118,684	15,000	21,053,155
93	Jamuna Bank Ltd., Main Branch, Dikusha, Dhaka.	0277810/0330037710	3/14/19	3/14/20	50,000,000	54,131,750	-	-	-	-	-	-	54,131,750



Annexure - B

SL. No.	Bank Name & Branch	FDR Number	Opening Date	Maturity Date	Principal Amount	Opening Balance	Addition	Encashment	Adjustment	Interest	TDS	Excise Duty	Closing Balance
94	Janata Bank Ltd. Janata Bhaban Cr. Br. Dhaka	003043512	10/13/15	10/12/16	50,000,000	58,463,929	-	-	-	4,022,560	402,256	25,000	62,059,233
95	Janata Bank Ltd., Janata Bhaban Corporate Branch, Dhaka.	0760361/003044881	12/27/16	12/27/17	57,663,038	-	60,318,785	-	-	3,978,379	397,838	40,000	63,859,326
96	Janata Bank Ltd., Janata Bhaban Corporate Branch, Dhaka.	0760550/003046735	4/8/19	4/8/20	500,000,000	500,000,000	-	-	-	30,000,000	4,500,000	25,000	525,475,000
97	Janata Bank, Foreign exchange corporate Br	313702/55017384	1/8/12	1/18/16	30,000,000	54,776,340	-	-	-	3,286,580	328,658	40,000	57,694,262
98	Janata Bank, Janata Bhaban Corporate Br, Dhaka	0558094/043257	8/3/15	8/3/16	125,689,837	155,667,026	-	-	-	9,340,022	934,002	25,000	164,048,045
99	Janata Bank, Janata Bhaban Corporate Br, Dhaka	0760128/003043575	11/2/15	11/2/16	135,412,411	165,786,597	-	-	-	10,776,129	1,616,419	25,000	174,971,306
100	Janata Bank, Janata Bhaban Corporate Br, Dhaka	0558017/003042507	1/25/16	1/25/17	122,232,760	141,085,534	-	-	-	10,066,566	1,006,657	40,000	150,105,443
101	Janata Bank, Janata Bhaban Corporate Br, Dhaka	0760176/003044045	2/18/16	2/18/17	51,445,405	50,086,519	-	-	-	3,392,735	508,910	40,000	52,930,343
102	Janata Bank, Janata Bhaban Corporate Br, Dhaka	0558084/003043156	5/7/16	7/5/17	74,420,107	92,134,640	-	-	-	5,988,752	598,875	25,000	97,499,516
103	Madhumati Bank Ltd. Motijheel Br. Dhaka	0001394/110125500000209	8/19/14	8/19/16	100,000,000	171,657,210	-	-	-	27,581,348	2,758,135	90,000	196,390,423
104	Madhumati Bank Ltd., Motijheel Branch, Dhaka.	008958/110125500000610	7/2/18	7/2/19	50,000,000	54,913,000	-	-	-	6,040,430	604,043	37,000	60,312,387
105	Madhumati Bank Ltd. Motijheel Br. Dhaka	000025/110125500000003	10/1/13	10/1/16	50,000,000	94,248,211	-	-	-	14,769,644	1,476,964	90,000	107,450,891
106	Madhumati Bank Ltd. Motijheel Br. Dhaka	110125500000018/110125500000010	1/21/14	1/21/16	20,000,000	36,987,801	-	-	-	5,173,403	517,340	27,000	41,616,864
107	Meghna Bank Ltd. Motijheel Branch, Dhaka.	0025210/10325400000275	7/2/18	7/2/19	10,000,000	11,222,627	-	-	-	854,386	128,158	15,000	11,933,854
108	Meghna Bank Ltd., Motijheel Branch, Dhaka.	0017556/110325500000243	12/28/17	12/28/18	20,000,000	22,819,955	-	-	-	1,882,646	282,397	15,000	24,405,205
109	Mercantile Bank Ltd., 7 Mosque Road Branch, Dhaka.	0339762/112341323630601	1/30/18	1/30/19	50,000,000	57,700,400	-	-	-	4,904,534	490,453	-	62,114,481
110	Mercantile Bank Ltd., Engineer Institute Branch, Dhaka.	0289688/114241320922008	3/19/17	3/19/18	20,000,000	24,841,418	-	-	-	1,738,899	173,890	-	26,406,427
111	Mercantile Bank Ltd., Engineering Institute Branch, Dhaka	0341813/114241324247383	3/21/18	3/21/19	244,299,869	289,054,383	-	-	-	20,233,807	2,023,381	-	307,264,809
112	Mercantile Bank Ltd., Engineers Institute Branch, Dhaka.	0341893/114241325089595	7/5/18	7/5/19	50,000,000	59,157,725	-	-	-	3,549,464	354,946	-	62,352,242
113	Mercantile Bank Ltd., Inamganj Branch, Dhaka.	0321403/116941320918061	3/19/17	3/19/18	10,000,000	12,266,237	-	-	-	858,637	85,864	-	13,039,010
114	Mercantile Bank Ltd., Main Branch Branch, Dhaka	0326567/110141323179822	12/26/17	12/26/18	30,000,000	34,909,680	-	-	-	2,792,774	279,277	-	37,423,177
115	Mercantile Bank Ltd., Main Branch Branch, Dhaka	0326366/110141323179431	12/26/17	12/26/18	15,000,000	17,454,840	-	-	-	1,396,387	139,639	-	18,711,588
116	Mercantile Bank Ltd., Main Branch Branch, Dhaka	0326401/110141323203677	12/27/17	12/27/18	5,000,000	5,818,280	-	-	-	465,462	46,546	-	6,237,196
117	Mercantile Bank Ltd., Main Branch, Dhaka.	021810/11014132042651	2/9/17	2/9/18	50,000,000	58,427,038	-	-	-	4,089,893	408,989	-	62,107,941
118	Mercantile Bank Ltd., Main Branch, Dhaka.	0218488/110141320927437	3/19/17	3/19/18	10,000,000	12,382,573	-	-	-	866,780	86,678	-	13,162,675
119	Mercantile Bank Ltd., Moghbazar Branch, Dhaka	0294895/113441323700055	2/5/18	2/5/19	5,000,000	5,794,261	-	-	-	405,598	40,560	-	6,159,300
120	Mercantile Bank Ltd., Sar Masjid Road Branch, Dhaka.	0286978/112341321003243	3/27/17	3/27/18	20,000,000	24,841,418	-	-	-	1,738,899	173,890	-	26,406,427
121	Mercantile Bank Ltd., Sumasjid Road Branch, Dhaka.	0312891/112341322527416	10/16/17	10/16/18	20,000,000	22,692,620	-	-	-	2,155,799	215,580	-	24,632,839
122	Mutual Trust Bank Ltd	292131/133349/2018	9/10/18	9/10/19	10,000,000	15,921,000	-	-	-	1,354,305	135,431	15,000	17,124,874
123	Mutual Trust Bank Ltd., Principal Branch, Motijheel, Dhaka.	292112/133205/18	8/27/18	8/27/19	100,000,000	107,150,000	-	-	-	10,181,625	1,018,163	40,000	116,273,462
124	NRBC Bank Ltd., Principal Branch, Dhaka.	10171200000464	8/17/17	8/17/18	10,000,000	11,464,029	-	-	-	1,203,723	120,372	15,000	12,733,379
125	One Bank Ltd. Mirpur Br. Dhaka	OBL192749/CO114120021926	6/15/16	9/14/17	2,000,000	25,166,264	-	-	-	1,246,711	124,671	15,000	26,273,303
126	One Bank Ltd. Mirpur Br. Dhaka	OBL192749/CO114120021915	6/15/16	9/14/17	2,000,000	25,166,264	-	-	-	1,246,711	124,671	15,000	26,273,303
127	One Bank Ltd., Elephant Road Branch, Dhaka.	114986/0274140000507	3/21/18	3/21/19	53,338,000	61,105,261	-	-	-	4,471,832	366,392	80,000	65,130,701



SL. No.	Bank Name & Branch	FDR Number	Opening Date	Maturity Date	Principal Amount	Opening Balance	Addition	Encashment	Adjustment	Interest	TDS	Excise Duty	Closing Balance
128	One Bank Ltd., Kawan Bazar Branch, Dhaka.	0242953/01241400050866	6/28/18	6/28/19	10,000,000	11,633,880	-	-	-	1,097,916	121,144	15,000	12,595,653
129	One Bank Ltd., Kawan Bazar Branch, Dhaka.	1930720/01141400023664	10/15/17	10/15/18	20,000,000	22,609,393	-	-	-	1,808,751	180,875	15,000	24,272,269
130	One Bank Ltd., Mirpur Branch, Dhaka.	1929480/0114120023976	3/27/17	9/27/17	10,000,000	12,160,417	-	-	-	602,058	60,206	15,000	12,687,269
131	One Bank Ltd., Mirpur Branch, Dhaka.	1924700/0114120023965	3/27/17	9/27/17	10,000,000	12,160,417	-	-	-	602,058	60,206	15,000	12,687,269
132	One Bank Ltd., Mirpur Branch, Dhaka.	114140002433	6/28/18	6/28/19	20,000,000	23,440,352	-	-	-	1,288,394	128,839	15,000	24,584,907
133	One Bank Ltd., Mirpur Branch, Dhaka.	0249884/0114140002477	1/9/19	1/9/20	15,000,000	16,236,750	-	-	-	892,196	89,220	15,000	17,024,727
134	One Bank Ltd., Mirpur Branch, Dhaka.	0249884/0114140002466	1/9/19	1/9/20	40,000,000	43,318,000	-	-	-	2,381,665	238,167	15,000	45,446,499
135	One Bank Ltd., Mirpur Branch, Dhaka.	193395/0114140002455	9/5/18	9/5/19	20,000,000	21,236,000	-	-	-	1,698,880	169,888	15,000	22,789,992
136	One Bank Ltd., Mirpur Branch, Dhaka.	0114140002626	12/15/19	12/15/25	25,000,000	26,110,000	-	-	-	1,310,000	140,750	15,000	27,264,250
137	Premier Bank Ltd., Satamasid Branch, Dhaka	016227900000091	10/3/19	10/3/22	50,000,000	50,000,000	-	-	-	5,250,000	525,000	52,000	54,673,000
138	Premier Bank Ltd., Beshundhara Branch, Dhaka.	0176576/01554600000015	8/31/16	8/31/17	14,481,458	17,457,981	-	-	-	1,746,038	174,604	15,000	19,014,415
139	Pubali Bank Ltd., Basabo Branch, Dhaka.	0955194/22731-7	11/21/16	11/21/17	10,000,000	11,874,781	-	-	-	1,027,216	102,722	15,000	12,784,275
140	Rupali Bank Ltd., Nawabganj Branch, Dhaka	041411/47/43	9/4/18	9/4/19	50,000,000	52,663,000	171,236	-	-	3,424,720	171,236	40,000	55,705,248
141	Shahjalal Islami Bank Ltd., Bonani Branch, Dhaka.	340411/4013-53300005593	12/20/17	12/20/18	7,500,000	8,447,526	-	-	-	506,672	76,001	3,000	8,875,197
142	Shahjalal Islami Bank Ltd., Main Branch, Dilkusa, Dhaka.	0396867/400153300020757	1/22/19	1/22/20	70,000,000	75,645,000	-	-	-	5,292,350	529,235	40,000	80,368,115
143	SIBL Bank Ltd., Corporate Branch, Motijheel, Dhaka.	10462209/1275330002184	2/6/19	2/6/20	30,000,000	32,497,500	-	-	-	1,949,850	194,985	-	34,252,365
144	SIBL Bank Ltd., Gausia Branch, Dhaka	0985330001585	12/10/19	12/9/25	63,217,443	63,217,443	-	-	-	-	-	-	63,217,443
145	Southeast Bank Ltd., Yunus Tower, Dilkusha, Dhaka.	7502268/24500012893	2/10/19	2/10/20	50,000,000	53,813,000	-	-	-	3,764,110	564,617	40,000	56,972,494
146	Standard Bank Ltd., Karwanbazar Br. Dhaka	186162/20055000062	5/12/16	5/12/17	30,849,243	30,849,243	-	-	-	13,809,786	336,492	15,000	44,307,537
147	Standard Bank Ltd., New Ekaton Br. Dhaka	162742/08155000244	7/20/15	1/20/17	33,572,577	33,572,577	-	-	-	15,112,165	-	-	48,684,742
148	Standard Bank Ltd., Newkaton Branch, Dhaka	162802/08155000304	8/7/16	11/7/16	35,000,000	35,000,000	-	-	-	12,495,526	185,329	15,000	47,295,197
149	Standard Bank Ltd., Foreign Exchange Branch, Dilkusa, Dhaka.	190006/01355016405	12/27/18	12/27/19	50,000,000	54,238,000	-	-	-	-	-	-	54,238,000
150	Standard Bank Ltd., Foreign Exchange Branch, Dilkusa, Dhaka.	190007/01355016406	12/27/18	12/27/19	50,000,000	54,238,000	-	-	-	-	-	-	54,238,000
151	Standard Bank Ltd., Kawran Bazar Branch, Dhaka	186209/20055000111	1/5/17	1/5/18	74,396,742	74,396,742	-	-	-	24,645,918	149,892	-	98,892,768
152	Standard Bank Ltd., Kawran Bazar Branch, Dhaka	186294/20055000196	10/16/17	10/16/18	15,000,000	18,613,781	-	-	-	-	-	-	18,613,781
153	The City Bank Ltd., Shyamoli Branch, Dhaka	443260625001	4/3/19	4/3/20	50,000,000	53,846,250	-	-	-	2,761,415	-	-	56,607,665
154	The City Bank Ltd., Shyamoli Branch, Dhaka	443260625002	4/3/19	4/3/20	30,000,000	32,307,750	-	-	-	1,656,849	-	-	33,964,599
155	United Commercial Bank Ltd., Gulshan Branch, Dhaka.	1032402/0541404000000372	7/10/18	7/10/19	100,000,000	105,750,000	-	-	-	8,988,750	-	-	114,738,750
156	United Commercial Bank Ltd., OR Nizam Road Branch, Chittagong.	1040751/058143500000033	2/20/19	2/20/20	100,000,000	108,120,874	-	-	-	6,087,334	608,733	-	113,599,475
157	Union Bank Ltd., Talshohor Branch, B. Baria	0242060001466	11/24/19	11/24/25	50,000,000	50,000,000	-	-	-	4,750,000	475,000	12,000	54,263,000
158	Union Bank Ltd., Islampur Branch, Dhaka	074206000303	6/21/21	6/21/25	10,000,000	10,000,000	10,000,000	-	-	-	-	-	10,000,000
159	Union Bank Ltd., Islampur Branch, Dhaka	0660821/258-1	1/7/19	1/7/20	50,000,000	53,069,250	-	-	-	4,109,767	616,465	40,000	56,522,552
160	Eastern Bank Ltd., Gulshan Branch, Dhaka.	1045810373234	4/1/19	4/1/21	55,595,947	55,595,947	-	-	-	2,452,963	245,296	-	57,803,614
161	Exim Bank Ltd., Motijheel Branch, Dhaka.	00160100515453	8/2/12	8/2/16	30,000,000	51,784,160	-	-	-	4,401,654	440,165	-	55,745,648
162	Mercantile Bank Ltd., Elephant Road Branch, Dhaka	0329636/111841323199907	12/27/17	12/27/20	5,794,160	5,794,160	-	-	-	463,533	46,353	-	6,211,340
163	One Bank Ltd., Principal Branch, Dhaka	0114140008976	9/23/19	9/23/25	20,000,000	20,795,000	-	-	-	705,782	72,782	15,000	21,413,000
164	One Bank Ltd., Mirpur Branch, Dhaka.	0114140002637	12/15/19	12/15/25	25,870,241	27,019,402	-	-	-	1,360,466	135,097	15,000	28,229,770
165	One Bank Ltd., Principal Branch, Dhaka	0014140009469	9/15/20	9/15/25	50,000,000	50,000,000	50,000,000	-	-	-	-	-	50,000,000
166	One Bank Ltd., Mirpur Branch, Dhaka	0250517/0114130001452	2/10/20	2/10/21	400,000,000	411,680,000	-	-	-	12,350,400	1,234,500	20,000	422,775,900
167	Sonali Bank Ltd., Motijheel Branch, Dhaka	0803189/55030949	7/16/15	7/16/21	52,789,752	64,768,998	-	-	-	7,000,753	700,075	40,000	71,029,676
168	Standard Bank Ltd., Foreign Ex. Branch, Dhaka	01355017429	6/16/21	10/16/25	10,000,000	10,000,000	10,000,000	-	-	-	-	-	10,000,000
Total =													9,485,936,267



National Housing Authority
Schedule of Bank Balance
As on 30 June 2021

Annexure-C

Head Office

SL. NO.	Name of the Bank	30 June 2021	30 June 2020
1	One Bank PLC A/C: 0113000000066	4,361,333	7,251,221
2	One Bank PLC A/C: 0541020007099	105,490,655	-
3	One Bank PLC A/C: 0113000000805	10,145,139	349
4	One Bank PLC A/C: 0543000000289	-	-
5	One Bank PLC A/C: 0113000000022	10,465,310	15,159,757
6	One Bank PLC A/C: 0541020008455	246,000	-
7	One Bank PLC A/C: 0113000000077	23,237,410	23,055,121
8	One Bank PLC A/C: 0113000000055	102,082,001	504,055,758
9	One Bank PLC A/C: 0113000000199	1,220,323	1,196,017
10	One Bank PLC A/C: 0115034300005	32,079,808	84,189,701
11	Basic Bank PLC A/C: 2816-01-0000218	6,859,955	8,255,836
	Unreconcile Balance	(1,312,591,863)	394,418,520
	Total =	(1,016,403,929)	1,037,582,279

Planning Division

SL. NO.	Name of the Bank	30 June 2021	30 June 2020
1	One Bank PLC - 598	865,002	792,745
	Unreconcile Balance	(621,384)	(672,011)
	Total =	243,618	120,734

EM Division

SL. NO.	Name of the Bank	30 June 2021	30 June 2020
1	Basic Bank Ltd. - Dhaka Main Br. - 0000859	-	-
2	Basic Bank Ltd. - Dhaka Main Br. - 0000745	620,445	557,011
3	Sonali Bank PLC - Supreme Court Br. - 1907	133,954,292	180,612,284
4	One Bank PLC - Mirpur Br. - 179	5,466,463	2,743,318
5	One Bank PLC - Mirpur Br. - 521	1,483,153	1,025,499
	Unreconcile Balance	(75,949,284)	(118,683,222)
	Total =	65,575,069	66,254,890

Dhaka Division 1

SL. NO.	Name of the Bank	30 June 2021	30 June 2020
1	Basic Bank Ltd. - Mirpur Br. - STD-2216.01-0000211	-	-
2	Basic Bank Ltd. - Mirpur Br. - STD-2216.01-0000301	984,876	12,027,196
3	Basic Bank Ltd. - Mirpur Br. - STD-2216.01-0000717	-	-
4	Basic Bank Ltd. - Mirpur Br. - STD-2216.01-0000233	6,039,896	9,826,554
5	Basic Bank Ltd. - Mirpur Br. - STD-2216.01-0000240	-	-
6	Basic Bank Ltd. - Mirpur Br. - STD-2216.01-0000318	-	-
7	Basic Bank Ltd. - Mirpur Br. - STD-2216.01-0000331	10,101,574	30,223,040
8	Basic Bank Ltd. - Mirpur Br. - STD-2216.01-0000324	-	-
9	Basic Bank Ltd. - Mirpur Br. - STD-2216.01-0000541	3,498,417	1,713,617
11	Basic Bank Ltd. - Mirpur Br. - STD-2216.01-0000593	6,221,352	7,849,304
12	Basic Bank Ltd. - Mirpur Br. - STD-2216.01-0000603	-	-
13	Basic Bank Ltd. - Mirpur Br. - STD-2216.01-0000610	-	-
14	Basic Bank Ltd. - Mirpur Br. - STD-2216.01-0000701	-	-
15	Basic Bank Ltd. - Mirpur Br. - STD-2216.01-0000045	22,810,646	24,546,067
16	One Bank PLC - Mirpur Br. - 13	10,645,125	28,901,224
17	Modhumoti Bank Ltd. - 00024	21,293,130	27,153,989
18	NRB Commercial Bank PLC - 0003	82,798,578	11,790,539



SL. NO.	Name of the Bank	30 June 2021	30 June 2020
19	NRB Commercial bank PLC - 0007	222,470,851	36,141,950
20	NRB Commercial bank PLC - 0013	11,702,054	36,799
21	ONE bank PLC - 0722	-	-
22	Modhumoti bank Ltd. - 0012	34,763,491	57,273,925
	Unreconcile Balance	191,529,199	241,788,931
	Total =	624,859,190	489,273,134

Dhaka Division 2

SL. NO.	Name of the Bank	30 June 2021	30 June 2020
1	Basic Bank Ltd. - 556	29,770,658	9,446,892
2	Basic Bank Ltd. - 514	4,449,378	11,000,412
3	Basic Bank Ltd. - 111	-	-
4	Basic Bank Ltd. - 343	10,569,241	11,554,039
5	Basic Bank Ltd. - 409	-	-
6	Sonali Bank PLC - 372	-	-
7	Basic Bank Ltd. - 311	-	-
8	Basic Bank Ltd. - 253	-	-
9	Basic Bank Ltd. - 364	103,168,970	68,553,068
10	Basic Bank Ltd. - 262	-	-
11	Basic Bank Ltd. - 262	-	-
12	Basic Bank Ltd. - 291	47,617	47,044
13	Basic Bank Ltd. - 227	23,881,060	23,048,544
14	Basic Bank Ltd. - 231	604,618	613,705
15	Basic Bank Ltd. - 156	14,981,892	6,449,744
16	Basic Bank Ltd. - 224	13,336,975	12,055,397
17	Basic Bank Ltd. - 541	578,988	560,029
18	Basic Bank Ltd. - 191	20,865,651	26,060,321
19	Janata Bank PLC - 486	-	-
20	Janata Bank PLC - 511	27,842,178	22,723,381
21	Basic Bank Ltd. - 504	6,658,344	8,926,134
22	Basic Bank Ltd. - 327	998,553	964,690
23	One Bank Ltd. - 22	-	-
24	One Bank PLC - 11	11,932,521	15,093,428
25	One Bank PLC - 56	10,999,824	16,548,879
26	Basic Bank Ltd. - 218	6,859,955	8,255,836
27	One Bank PLC - 519	3,184,129	10,010,500
28	Mercantile Bank PLC - 427	14,506,244	20,688,870
29	Mercantile Bank PLC - 463	18,206,287	62,959,214
30	Mercantile Bank PLC - 214 (Old)	7,100,174	15,830,801
31	Mercantile Bank PLC - 214 (New)	-	-
32	Shahjalal Islami Bank PLC - 823	3,824,980	5,343,163
33	One Bank PLC - 187	2,968,539	4,143,903
34	Basic Bank Ltd. - 783	5,652,498	5,455,760
35	Basic Bank Ltd. - 796	2,210,274	4,954,644
36	Basic Bank Ltd. - 760	6,952	7,840
37	Basic Bank Ltd. - 866	53,233,033	13,115,633
38	Basic Bank Ltd. - 819	40,202,773	38,891,580
39	Social Islami Bank PLC - 098	18,742,524	12,064,875
40	Basic Bank Ltd. - 132	-	-
41	NRB Bank PLC - 898	-	-
42	One Bank PLC - 314	-	-
43	Basic Bank Ltd. - 359	7,117,563	6,880,562
	Unreconcile Balance	132,297,448	55,810,727
	Total =	596,799,839	498,059,615



SL. NO.	Name of the Bank	30 June 2021	30 June 2020
Mirpur Gr. Division 2			
SL. NO.	Name of the Bank	30 June 2021	30 June 2020
1	Basic Bank Ltd. - 0262	-	-
2	Basic Bank Ltd. - 0506	-	-
3	Basic Bank Ltd. - 0587	2,106,951	1,163,002
4	Basic Bank Ltd. - 0626	6,668,134	8,255,345
5	Basic Bank Ltd. - 0632	-	-
6	Basic Bank Ltd. - 0678	-	-
7	Basic Bank Ltd. - 0691	-	-
8	Basic Bank Ltd. - 0051	-	-
9	Basic Bank Ltd. - 0895	13,173,673	1,119,376
10	Basic Bank Ltd. - 0848	16,677,187	54,730,217
11	Basic Bank Ltd. - 0558	2,147,202	1,633,061
12	Basic Bank Ltd. - 0571	-	-
13	Basic Bank Ltd. - 0741	-	-
14	Basic Bank Ltd. - 0496	7,084,046	18,302,676
15	One Bank PLC - 0021	-	-
16	One Bank PLC - 0215	15,463,726	165,686,672
17	One Bank PLC - 0113000000474	2,187,499	2,140,868
18	Agrani Bank PLC - 0200009903489	14,241,821	49,567,089
19	Basic Bank Ltd. - Dohar Flat A/C: 2216-01-0000762	2,568,093	2,480,928
20	Basic Bank Ltd. - Dhanmondi Flat A/C: 6416-01-0000181	823,578	542,652
21	Basic Bank Ltd. - Dohar Flat A/C: 2216-01-0001231	-	-
22	One Bank PLC - 0115034300048	20,766,551	1,659,729
23	Brac Bank PLC - 1549103915802001	771,065	324,619
	Unreconcile Balance	49,014,052	(161,718,631)
	Total =	153,693,577	145,887,603

Chittagong Division

SL. NO.	Name of the Bank	30 June 2021	30 June 2020
1	Basic Bank Ltd. - Sholoshahar Br. - STD 0000129	7,956,752	25,383,902
2	Basic Bank Ltd. - Sholoshahar Br. - STD 0001254	4,022,752	6,493,532
3	Basic Bank Ltd. - Sholoshahar Br. - STD 0000414	115,660	111,553
4	Basic Bank Ltd. - Sholoshahar Br. - STD 0000408	-	-
5	Basic Bank Ltd. - Sholoshahar Br. - STD 0000141	26,207,934	42,810,362
6	Basic Bank Ltd. - Sholoshahar Br. - STD 0000572	85,190,135	35,120,658
7	Basic Bank Ltd. - Sholoshahar Br. - STD 0000436	-	-
8	Basic Bank Ltd. - Sholoshahar Br. - STD 0000472	-	-
9	One Bank PLC - CDA Avenue Br. - 9007	203,482	199,835
10	National Bank Ltd. - Jublee Road Br. - 1294	-	-
11	National Bank Ltd. - Jublee Road Br. - 1303	-	-
12	National Bank Ltd. - Jublee Road Br. - 1311	-	-
13	National Bank Ltd. - Jublee Road Br. - 1278	1,686,159	1,647,630
14	IFIC Bank Ltd. - CDA Avenue Br. - 041	5,023,878	6,137,959
15	Social Islami Bank PLC - Alanker Moon Br. - 127	432,977	424,582
16	Social Islami Bank PLC - Alanker Moon Br. - 138	11,566,737	11,281,342
17	Agrani Bank PLC - Khushi Br. - 16	-	-
18	Mercantile Bank PLC - 9364	2,345,778	7,916,678
19	Mercantile Bank PLC - 9362	14,397,445	35,095,422
20	Mercantile Bank PLC - 363	17,494,571	28,059,960
21	Mercantile Bank PLC - 1031	1,635,471	1,622,618
22	Basic Bank Ltd. - 1202	30,225,601	700,961
23	National Bank Ltd. - 9035	5,704,500	17,411,442



SL. NO.	Name of the Bank	30 June 2021	30 June 2020
24	Union Bank PLC - 0204	15,665,826	-
25	Basic Bank Ltd. - 0874	6,012,122	6,012,122
26	Mercantile Bank PLC - 1163	2,992,477	2,719,377
27	Social Islami Bank PLC - 1097	854,804	4,462,806
	Unreconcile Balance	269,385,559	296,572,533
	Total =	509,120,621	530,185,275

Dinajpur Division

SL. NO.	Name of the Bank	30 June 2021	30 June 2020
1	Jamuna Bank Ltd. - Dinajpur Br. - 558	7,631,468	34,449,633
2	Basic Bank Ltd. - Bogura Br. - 215	2,461,042	8,838,063
3	Basic Bank Ltd. - Bogura Br. - 280	592,135	573,851
4	Jamuna Bank Ltd. - Dinajpur Br. - 567	1,070,779	1,065,901
5	Jamuna Bank Ltd. - Dinajpur Br. - 576	1,069,880	1,064,744
6	Jamuna Bank Ltd. - Dinajpur Br. - 585	150,297	148,916
7	Jamuna Bank Ltd. - Dinajpur Br. - 594	49,733	50,202
8	Jamuna Bank Ltd. - Dinajpur Br. - 601	244,046	242,926
9	Jamuna Bank Ltd. - Dinajpur Br. - 647	202,919	202,167
10	Southeast Bank Ltd. - Dinajpur Br. - 022	16,116,062	15,927,272
11	Southeast Bank Ltd. - Dinajpur Br. - 0078	4,964,516	4,053,764
12	Southeast Bank Ltd. - Dinajpur Br. - 0083	1,546,649	11,911,756
13	Basic Bank Ltd. - Bogura Br. - 3061	56,848	57,538
14	Mercantile Bank PLC - 8787	9,099,260	12,991,631
15	Mercantile Bank PLC - 4353	14,260	16,423
16	Union Bank PLC - 127	1,928,065	1,903,688
	Unreconcile Balance	72,337,145	24,730,495
	Total =	119,535,103	118,228,970

Khulna Division

SL. NO.	Name of the Bank	30 June 2021	30 June 2020
1	Basic Bank Ltd. - Khulna Br. - 220	6,565,951	33,324,989
2	Basic Bank Ltd. - Khulna Br. - 447	4,188,790	3,974,774
3	Basic Bank Ltd. - Khulna Br. - 631	5,771,413	5,569,904
4	Basic Bank Ltd. - Khulna Br. - 626	299,325	289,930
5	Sonali Bank Ltd. - Faridpur Br. - 142 (Basic Bank - 142)	3,456,094	7,848,543
6	Basic Bank Ltd. - Jessore Br. - 0000060	4,349,577	19,396,949
7	Basic Bank Ltd. - Jessore Br. - 212	575,950	557,099
8	Basic Bank Ltd. - Barisal Br. - 0054	9,089,875	3,724,653
9	Basic Bank Ltd. - Barisal Br. - 168	523,065	506,094
10	Sonali Bank Ltd. - Potuakhali Br. - 00066	1,823,185	14,132,630
11	One Bank PLC - 00474	1,266,127	1,240,763
12	Sonali Bank PLC - 0046	399,891	389,074
13	Sonali Bank PLC - 00158	18,897,133	15,307,126
14	NRB Commercial Bank PLC - 00015	5,850,000	-
15	United Commercial Bank PLC - 00055	502	-
16	Modhumoti Bank PLC - 00040	-	-
17	Community Bank PLC - 72301	11,967,200	-
18	Basic bank Ltd. - 00401	1,617,407	4,721,672
19	Basic bank Ltd. - 00476	1,508,213	5,546,789
20	Basic bank Ltd. - 00453	2,582,983	1,847,221
21	Basic bank Ltd. - 00855	1,975	172,435
22	Basic bank Ltd. - 00925	-	6,490
23	Basic bank Ltd. - 00436	34,595	13,690,357
24	Basic bank Ltd. - 00527	2,148	-



SL. NO.	Name of the Bank	30 June 2021	30 June 2020
25	Basic bank Ltd. - 00506	5,055,595	498,907
26	Basic bank Ltd. - 00499	10,292	413,661
27	Basic bank Ltd. - 00511	131,146	291,022
28	Basic bank Ltd. - 00483	9,507,206	621,380
29	Basic bank PLC - 0093	-	95,670
30	Basic bank PLC - 00392	-	596,411
	Unreconcile Balance	(37,716,464)	(76,723,153)
	Total =	57,759,173	58,041,390

Sylhet Division

SL. NO.	Name of the Bank	30 June 2021	30 June 2020
1	Basic Bank Ltd. - Chairman - A/C No: 0716-01-0000206	3,920,116	3,389,450
2	Sonali Bank PLC - Chairman - A/C No: 1502110000009	1,882,386	1,835,548
3	Basic Bank Ltd. - Chairman - A/C No: 1716-01-00000-94	22,234,283	17,068,873
4	Prime Bank Ltd. - Chairman - A/C No: 14331010002977	7,570,264	4,247,087
5	Basic Bank Ltd. - Chairman - A/C No: 378	-	-
6	Basic Bank Ltd. Account No: 391	-	-
7	One Bank Ltd. Account No: 007-102-0000-941	971,195	1,765,904
8	One Bank Ltd. - Chairman - A/C No: 0073000000143	995,441	13,066,079
9	One Bank Ltd. Account No: 007-102-0000-919	1,289,461	1,293,151
10	Basic Bank PLC. Account No: 0716-010-0000-580	146,521	142,569
11	Dhaka Bank Ltd. - Chairman - A/C No: 0151150000000484	3,746,101	6,556,925
12	Dhaka Bank Ltd. Account No: 0151-150-000000-550	350,156	344,155
13	Prime Bank Ltd. Account No: 1433-103-0000-043	3,743,797	3,733,926
14	Prime Bank Ltd. Account No: 1433-104-0003-357	-	-
15	Basic Bank PLC. Account No: 0716-01-0000-384	2,302,546	5,928,113
16	Prime Bank Ltd. - Chairman - A/C No: 2109313001988	40,440,569	24,794,428
17	Union Bank Ltd. - Chairman - A/C No: 0111210001592	-	-
18	Prime Bank Ltd. Account No: 2014-3316-003-146	2,072,853	1,950,307
19	Bank Asia Ltd. Account No: 019-36000-126	547,266	542,461
20	Bank Asia Ltd. Account No: 058-36000-113	1,219,948	6,236,593
21	Bank Asia Ltd. Account No: 019-36000-138	-	-
22	Union Bank Ltd. Account No: 0111-210001-603	-	-
	Unreconcile Balance	50,671,284	44,058,073
	Total =	144,104,187	136,953,640

Rajshahi Division

SL. NO.	Name of the Bank	30 June 2021	30 June 2020
1	Basic Bank Ltd. - Rajshahi Br. - 0316-01-0000032	4,836,604	3,947,128
2	Basic Bank Ltd. - Rajshahi Br. - 0316-01-0000061	2,335,713	2,053,542
3	Basic Bank Ltd. - Rajshahi Br. - 0316-01-0000091	7,477,216	18,825,610
4	Basic Bank Ltd. - Rajshahi Br. - 0316-01-0000237	7,400,527	4,874,594
5	Basic Bank Ltd. - Rajshahi Br. - 0316-01-0000271	2,874,567	2,776,242
6	Basic Bank Ltd. - Rajshahi Br. - 0316-01-0000405	1,567,083	5,277,596
7	Basic Bank Ltd. - Rajshahi Br. - 0316-01-0000411	8,628,172	1,860,534
8	Janata Bank PLC - Kushtia Br. - 11 (1886)	74,952,779	63,648,134
9	Basic Bank Ltd. - Rajshahi Br. - 0316-01-0000101	8,727,812	8,420,997
10	Basic Bank Ltd. - Rajshahi Br. - 0316-01-0002866	353,348	342,029
11	Basic Bank Ltd. - Rajshahi Br. - 0316-01-0000084	2,557,672	1,694,625
12	Basic Bank Ltd. - Rajshahi Br. - 0316-01-0000078	7,901,561	6,212,246
13	One Bank PLC - Rajshahi Br. - 2996 (079)	3,016,277	27,145,828
14	Basic Bank Ltd. - 0055	1,972,544	2,723,481
15	Basic Bank Ltd. - 0250	2,466,665	2,382,869
16	Basic Bank Ltd. - 0266	16,270,568	18,132,117



SL. NO.	Name of the Bank	30 June 2021	30 June 2020
17	Basic Bank Ltd. - 0377	87,572	85,571
18	One Bank PLC - 0206	9,085,506	11,264,463
19	One Bank PLC - 0179	5,375,882	35,713,672
20	One Bank PLC - 0217	6,741,408	4,850,085
	Unreconcile Balance	(30,851,920)	(85,839,981)
	Total =	143,777,555	136,391,385

Rajshahi Circle

SL. NO.	Name of the Bank	30 June 2021	30 June 2020
1	Basic Bank Limited - 2559	160,824	318,418
	Unreconcile Balance	(160,824)	(318,418)
	Total =	-	-

Dhaka Circle

SL. NO.	Name of the Bank	30 June 2021	30 June 2020
1	Basic Bank Limited - 2559	-	602,574
2	One Bank PLC - Mirpur Br. - 0816	505,012	-
	Unreconcile Balance	(505,012)	(602,574)
	Total =	-	-

Chittagong Circle

SL. NO.	Name of the Bank	30 June 2021	30 June 2020
1	Basic Bank Limited - 2559	379,503	229,281
	Unreconcile Balance	(379,503)	(229,281)
	Total =	-	-

Summary of Bank Balance:

SL. NO.	Name of the Bank	30 June 2021	30 June 2020
1	Total Bank Balance	2,092,605,570	2,423,774,621
2	Total Unreconcile Balance	(693,541,566)	793,204,293
	Total Cash and Cash Equivalents	1,399,064,004	3,216,978,914

