

NATIONAL HOUSING AUTHORITY
Grihayon Bhaban,
82, Shegun Bagicha, Dhaka – 1000.

**INDEPENDENT AUDITOR'S REPORT
AND
AUDITED FINANCIAL STATEMENTS**
As at and for the year ended 30 June 2017

MAHFEL HUQ & CO.
CHARTERED ACCOUNTANTS
BGIC Tower (4th Floor),
34 Topkhana Road, Dhaka-1000
Phone: +88-02-223351948, 223383143
E-mail: asarkar@mahfelhuq.com
Web: www.mahfelhuq.com

Table of Contents

Sl. No.	Contents	Page No.
1.	Independent Auditor's Report	1-2
2.	Statement of Financial Position	3
3.	Statement of Profit or Loss and Other Comprehensive Income	4
4.	Consolidated Receipts and Payments Account	5-8
5.	Division wise Receipts and Payments Account	9-15
6.	Notes to the Financial Statements	16-27
7.	Schedule of Property, Plant & Equipment (Annexure A)	28
8.	Division wise Statement of Profit or Loss and Other Comprehensive Income	29
9.	Schedule of Fixed Deposit Receipt (Annexure B)	30-35
10.	Schedule of Bank Balance (Annexure C)	36-41



Mahfel Huq & Co.

CHARTERED ACCOUNTANTS

The first registered accounting firm in independent Bangladesh



An independent member firm of AGN International

BGIC Tower (4th Floor)
34. Topkhana Road
Dhaka-1000, Bangladesh
Tel: +88-02-223351948, 223383143
Fax: +88-02-9571005
E-mail: info@mahfelhuq.com
Web: www.mahfelhuq.com

Independent Auditor's Report To the Member admin and Finance of National Housing Authority

Report on the Audit of the Financial Statements

Disclaimer of Opinion

We were engaged to audit the financial statements of National Housing Authority (the Authority), which comprise the statement of financial position as at 30 June 2017, the statement of profit or loss and other comprehensive income and division wise receipts and payments account for the year then ended, and notes to the financial statements, including a summary of significant accounting policies.

We do not express an opinion on the accompanying financial statements of the Authority. Because of the significance of the matter described in the Basis for Disclaimer of Opinion section of our report, we have not been able to obtain sufficient appropriate audit evidence to provide a basis for an audit opinion on these financial statements.

Basis for Disclaimer of Opinion

During our audit, a lack of sufficient and appropriate audit evidence and proper accounting system for items, including but not limited to Property, Plant and Equipment, Project Under Construction, ADB Loan and Revenue, limited our ability to express an opinion on the Authority's financial statements.

Responsibilities of Management and Those Charged with Governance for the Financial Statements

Management is responsible for the preparation and fair presentation of the financial statements in accordance with IFRSs and other applicable laws and regulations and for such internal control as management determines is necessary to enable the preparation of financial statements that are free from material misstatement, whether due to fraud or error.

In preparing the financial statements, management is responsible for assessing the Authority's ability to continue as a going concern, disclosing, as applicable, matters related to going concern and using the going concern basis of accounting unless management either intends to liquidate the Authority or to cease operations, or has no realistic alternative but to do so.

Those charged with governance are responsible for overseeing the Authority's financial reporting process.

Auditor's Responsibilities for the Audit of the Financial Statements

Our responsibility is to conduct an audit of the Authority's financial statements in accordance with International Standards on Auditing and to issue an auditor's report. However, because of the matter described in the Basis for Disclaimer of Opinion section of our report, we were not able to obtain sufficient appropriate audit evidence to provide a basis for an audit opinion on these financial statements.



Mahfel Huq & Co.

CHARTERED ACCOUNTANTS

The first registered accounting firm in independent Bangladesh



An independent member firm of AGN International

BGIC Tower (4th Floor)
34. Topkhana Road
Dhaka-1000, Bangladesh
Tel: +88-02-223351948, 223383143
Fax: +88-02-9571005
E-mail: info@mahfelhuq.com
Web: www.mahfelhuq.com

We are independent of the Authority in accordance with the International Ethics Standards Board for Accountants' Code of Ethics for Professional Accountants (IESBA Code) together with the ethical requirements that are relevant to our audit of the financial statements in Bangladesh, and we have fulfilled our other ethical responsibilities in accordance with these ethical requirements.

Md. Abdus Satter Sarkar, FCA

Partner

Mahfel Huq & Co.

Chartered Accountants

ICAB Enrolment No. 1522

Firm Registration No. P-46323

DVC: 2507201522 AS 588902

Place: Dhaka

Date: 20 JUL 2025

mh
Estd. 1974

National Housing Authority
Statement of Financial Position
As at 30 June 2017

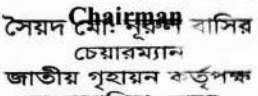
Particulars	Notes	Amount in BDT	
		30 June 2017	30 June 2016
Assets:			
Non-current Assets		35,076,413,598	33,145,900,691
Property, Plant & Equipment	4.00	23,456,991,728	23,519,955,574
Project Under Construction	5.00	2,545,896,826	89,563,754
Investment in FDR	6.00	9,073,525,044	9,536,381,363
Current Assets		1,551,516,663	1,655,998,350
Stock & Stores	7.00	18,190,667	20,068,165
Receivable from Tenant	8.00	29,628,282	37,035,352
Receivable against Lease rent	9.00	840,416	1,050,520
Advances, Deposits & Prepayments	10.00	63,901,100	79,876,375
Cash & Cash Equivalents	11.00	1,438,956,198	1,517,967,938
Total Assets		36,627,930,261	34,801,899,041
Fund & Liabilities:			
Fund Accounts		33,825,130,951	32,041,874,000
Govt. Capital Fund	12.00	24,235,010,416	24,235,010,416
Flat Construction Fund A/C	13.00	2,635,060,841	2,635,060,841
Govt. Fund for Project Development	14.00	3,122,042,557	3,122,042,557
Retained Earnings	15.00	3,833,017,137	2,049,760,186
Long-Term Borrowing		1,589,673,713	1,589,673,713
ADB Loan (DUIP Project)	16.00	1,444,287,713	1,444,287,713
IDA & UNDP Loan (KUAD Project)	17.00	46,805,000	46,805,000
GoB Loan (KUAD Project)	18.00	98,581,000	98,581,000
Current Liabilities		1,213,125,596	1,170,351,328
Contractor Outstanding Bill	19.00	544,587,015	680,733,769
Creditors for Other Expenses	20.00	15,768,122	19,710,153
Creditors for Other Finance	21.00	588,189,358	389,181,031
Other Liabilities	22.00	64,581,100	80,726,375
Total Fund & Liabilities		36,627,930,261	34,801,899,041


The annexed notes form an integral part of these financial statements


Assistant Director
(Audit)


Deputy Director
(Finance & Accounts)
Signed as per our separate report on same date.


Member
(Admin & Finance)


সৈয়দ মোঃ মুহাম্মদ বাসির
চেয়ারম্যান
জাতীয় গৃহায়ন বোর্ড পক্ষ
সেশনবাগিচা, ঢাকা।


Md. Abdus Satter Sarkar, FCA
Partner
Mahfel Huq & Co.
Chartered Accountants
ICAB Enrolment No. 1522
Firm Registration No. P-46323
DVC: 2507201522AS588902

Place: Dhaka
Date: 20 JUL 2025



National Housing Authority
Statement of Profit or Loss and Other Comprehensive Income
For the year ended 30 June 2017


Particulars	Notes	Amount in BDT	
		30 June 2017	30 June 2016
Revenue	23.00	3,819,857,684	6,554,523,391
Cost of Sales	24.00	2,402,215,716	-
Less: Expenses		410,008,782	5,029,622,791
Administrative Expense	25.00	331,183,556	4,796,877,931
Repair & Maintenance Expense	26.00	13,361,379	4,637,017
Depreciation Expense	27.00	65,463,847	228,107,843
Gross Profit/Loss		1,007,633,185	1,524,900,600
Add: Non-Operating Income		881,989,114	586,829,509
Other Income	28.00	156,234,059	-
Interest on FDR	29.00	670,508,897	513,484,267
Interest on Bank	30.00	55,246,158	73,345,242
Less: Non-Operating Expense		2,115,833	594,067
Financial Expense	31.00	2,115,833	594,067
Net Profit/Loss before Tax		1,887,506,467	2,111,136,042
Less: Tax on Bank Interest		71,701,883	61,375,856
Income Tax	32.00	71,701,883	61,375,856
Net Profit/Loss after Tax		1,815,804,584	2,049,760,186

The annexed notes form an integral part of these financial statements.


Assistant Director
(Audit)


Deputy Director
(Finance & Accounts)
Signed as per our separate report on same date.


Member
(Admin & Finance)


সৈয়দ মোস্তাফিজুল বাসির
চেয়ারম্যান
জাতীয় গৃহায়ন কর্তৃপক্ষ
সেগুনবাগিচা, ঢাকা।



Md. Abdus Satter Sarkar, FCA
Partner
Mahfel Huq & Co.
Chartered Accountants
ICAB Enrolment No. 1522
Firm Registration No. P-46323
DVC: 2507201522AS588902

Place: Dhaka
Date: 20 JUL 2025



National Housing Authority
Consolidated Receipts and Payments Account
For the year ended 30 June 2017

Particulars	Amount in BDT	
	30 June 2017	30 June 2016
Opening Cash & Cash Equivalents	1,517,967,937	2,135,527,225
Cash in Hand	-	-
Cash at Bank	1,517,967,937	2,135,527,225
RECEIPTS:		
Income from Lease rent	3,002,769,645	2,803,874,442
Installment receive against plot sale	353,156,173	2,141,955,700
Installment receive against Flat sale	2,603,966,022	629,361,416
Lease of low cost house (Including shop)	45,647,450	32,557,326
Income from Others	817,088,039	-
Mutation fee	21,983,122	-
Ground Tax Revenue	3,467,392	-
BDLG Building	3,159,700	-
Receipt from Staff Quarter	4,646,065	-
Enrollment Fee	5,211,722	-
Transfer Fee	347,554,574	-
Mortgage Fee	9,667,992	-
Transformation Fee	97,435,793	-
Late Installment Fee	239,478,598	-
Joint Construction Fee	25,522,281	-
Reconstruction Fee	6,681,475	-
Ammokter Fee	8,023,371	-
Time Extention Fee	6,453,296	-
Heba Fee	10,812,006	-
Non Construction Fee	2,895,401	-
Miscellaneous Income	3,342,979	-
Design fee	75,000	-
Shop & Market rent	44,844	-
Bank Interest	421,734	-
Contractor renewal fee	32,500	-
Tender Sales	274,584	-
Installment Plot	3,774,419	-
Installment House	1,967,190	-
Rate & Taxes	647,794	-
Sale of Lease Agreement	8,540	-
Sale of prospectus	288,000	-
Sale of Waste or Scrap	1,358,287	-
Accured installment	11,852,341	-
Sales of side plan	7,040	-
Project Under Construction	-	3,308,607,014
Fund Received for Expense	-	283,937,052



Particulars	Amount in BDT	
	30 June 2017	30 June 2016
Other receipt	586,571,306	631,042,536
Security received from contractors	217,722,260	145,419,690
Security received against allotment of plot	-	372,424,190
Income tax deduct at source	178,361,317	49,587,071
VAT deduct at source	190,487,729	63,611,585
FDR Encashment	1,581,241,024	-
Interest received from Bank	55,246,158	73,345,242
Total Receipt for the year	6,042,916,172	7,100,806,286

PAYMENTS:

Administrative expense	305,713,609	258,982,111
Salary and Allowance	156,580,542	153,384,949
Officers Salary	46,469,171	56,149,994
Employees salary	41,284,450	50,651,837
Charge Allowance	75,680	-
Conveyance Allowance	577,587	607,362
Education allowance	1,879,958	703,200
House Rent Allowance	43,402,134	25,923,679
Medical Allowance	6,072,780	3,520,223
Mobile Phone Allowance	59,400	-
Tiffin Allowance	522,788	721,440
Washing Allowance	47,800	-
Festival Allowance	10,598,865	12,195,507
Overtime Allowance	1,901,984	229,682
Bangla Nababarsha Allowance	1,364,797	1,670,941
Other Allowance	651,618	1,011,084
Motor Vehicle Repair Allowance	789,314	-
Refreshment Allowance	42,900	-
Telephone Encashment Allowance	789,314	-
Higher Allowance	50,000	-
Supply & Services	149,133,067	105,597,162
Work Charge/Master roll salary	48,447,777	23,342,304
Ansar & security guard	5,925,193	5,097,304
Lam Grant	-	-
Rest & Recreation	1,270,880	3,069,308
Mohargo bonus	-	2,082,661
Travel allowance	2,237,168	1,340,383
Telephone & Fax	572,284	781,960
Water	3,372,330	8,144,053
Gas & fuel	4,937,848	1,194,250
Computer & Photocopy	312,560	1,118,279
Legal expense	3,077,193	4,869,956
Postage	22,000	26,000
Stationary expense	330,000	-



Particulars	Amount in BDT	
	30 June 2017	30 June 2016
Office equipment repair	25,000	4,637,017
Other expense	593,199	5,239,350
Other office expense	124,966	308,188
Municipal Tax	4,439,030	9,307,339
Land Tax	6,746,516	6,510,264
Electricity	7,883,339	9,705,637
Training Expense	776,685	43,000
Miscellaneous Expenses	-	-
Rates & Taxes	-	-
Other Payments	-	11,972,642
Entertainment	472,440	-
Vehicle repair expense	2,499,330	929,657
Petrol and Lubricant	2,608,826	5,877,610
Advertisement	136,321	-
Profit Payment to Government	50,000,000	-
Foreign Training	2,201,585	-
Appoinment Expense	54,600	-
World Habitat Day	65,997	-

Repair & Maintenance	13,361,379	42,388,924
Repair and maintenance expense	13,361,379	42,388,924

Project Under Construction	4,858,548,788	3,363,170,643
project Development Against Flat/Expense	-	3,363,170,643
100 Flat Project	70,000,000	-
Jaynagar Flat Project	700,639,000	-
Flat Building Project	83,677,332	-
Sunamgonj Project	109,314,191	-
Bogura Project	71,949,092	-
Dinajpur Project	128,806,663	-
Project Sopnonagor 1	1,586,427,114	-
Project Sopnonagor 2	848,784	-
Project Bostibasi 533	-	-
Project Kushtia 4th	40,004,678	-
Project Chapainawabganj plot	9,922,799	-
Project Choto bongram plot	1,685,956	-
Project Terokhadia plot	172,472	-
Mohammadpur 430 Flat project	-	-
Mohammadpur F Block	554,109,420	-
Lalmatia 72/revised 88 flat	-	-
Lalmatia New Colony 120 Flat	120,000,000	-
Lalmatia 132/revised 153 flat	357,254,116	-
Project Jashore	168,369,000	-
Project Commercial NHA Jashore	7,000,000	-
Project Fultola	20,000,000	-
Project Norail	22,000,000	-
Halishohor Housing astate G Block 260 Residential flat project (3rd Stage)	105,899,523	-



Particulars	Amount in BDT	
	30 June 2017	30 June 2016
Halishohor Housing astate G Block 216 Residential flat project (2nd stage)	91,428,405	-
Cox's Bazar Koaltoli Govt Land 469 Residential flat project (4th stage)	280,300,000	-
Maijdee Housing astate Plot development project (2nd stage)	3,944,000	-
Maijdee Housing astate 64 Residential flat project	51,118,000	-
Mirsarai Kismot Jafrabad Mouza Plot Project	20,116,025	-
Mirsarai Sonapara Mouza Plot Project	28,899,654	-
Chittagong Raujhan Plot Project (Pink City-1)	62,715,000	-
Chittagong Raujhan Plot Project (Pink City-2)	115,185,436	-
Chittagong Raujhan Plot Project (Pink City-1) (2nd Stage)	46,762,128	-
Capital Expenditure	2,500,000	11,643,580
Land and Land Development	-	-
Building & Other Constructions	-	-
Vehicle & Machinery	-	11,542,556
Plant & Machinery	-	-
Furniture & Fixtures	-	-
Office Equipment	2,500,000	101,024
Other Payment	935,084,006	3,950,600,748
Refund Of Contractors Securities Deposits	26,388,422	105,018,184
Investment in FDR for the period by Head Office	547,521,027	3,701,046,601
Refund Of Securities to Allottees	-	75,081,983
Tax Deduct at Source	182,429,739	-
VAT Deduct at Source	178,744,818	69,453,980
Fund refund to Head Office	-	72,477,083
Bank Charges & Excise Duty	837,833	6,085,933
Income Tax Deducted On Bank Interest :	5,882,297	57,585,071
Closing Cash & Cash Equivalents	1,438,956,198	1,473,399,418
Cash in Hand	-	-
Cash at Bank	1,438,956,198	1,473,399,418
Total Payment for the year	6,121,927,912	7,762,934,093



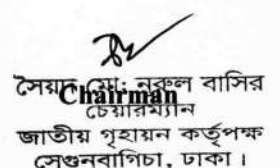
Assistant Director
(Audit)



Deputy Director
(Finance & Accounts)



Member
(Admin & Finance)



সৈয়দ মোঃ নূরুল বাসির
চেয়ারম্যান
জাতীয় গৃহায়ন কর্তৃপক্ষ
সেগুনবাগিচা, ঢাকা।



National Housing Authority
Division wise Receipts and Payments Account
For the year ended 30 June 2017

Particulars	Amount in BDT (30 June 2017)										Amount in BDT (30 June 2016)				
	Head Office	Dhaka Circle	Chittagong Circle	Rajshahi Circle	EM Division	Dhaka Division 1	Dhaka Division 2	Mirpur Gr. Division 2	Chittagong Division	Dinajpur Division	Khulna Division	Sylhet Division	Rajshahi Division	Total	Total
Opening Balance	201,367,194	-	-	-	65,825,351	154,631,249	251,811,199	127,769,577	380,076,776	109,153,199	47,169,839	70,915,732	109,247,821	1,517,967,937	2,135,527,225
Cash in Hand	201,367,194	-	-	-	65,825,351	154,631,249	251,811,199	127,769,577	380,076,776	109,153,199	47,169,839	70,915,732	109,247,821	1,517,967,937	2,135,527,225
Cash at Bank	-	-	-	-	-	-	-	-	-	-	-	-	-	-	-
RECEIPTS:															
Income from Lease rent	3,002,769,645	-	-	-	-	-	-	-	-	-	-	-	-	3,002,769,645	2,803,874,442
Installment receive against plot sale	353,156,173	-	-	-	-	-	-	-	-	-	-	-	-	353,156,173	2,141,955,700
Installment receive against Flat sale	2,603,966,022	-	-	-	-	-	-	-	-	-	-	-	-	2,603,966,022	629,361,416
Lease of low cost house (Including shop)	45,647,450	-	-	-	-	-	-	-	-	-	-	-	-	45,647,450	32,557,326
Income from Others	688,944,202	-	-	-	-	12,871,488	1,636,359	597,000	41,454,829	4,384,498	27,187,168	16,998,369	23,014,126	817,088,039	-
Mutation fee	-	-	-	-	-	11,068,880	-	281,000	2,530,768	350,750	1,000,000	721,029	6,311,695	21,983,122	-
Ground Tax Revenue	-	-	-	-	-	-	1,636,359	-	-	276,690	495,065	778,278	-	3,467,392	-
BDDLG Building	-	-	-	-	-	-	-	302,000	2,199,465	3,159,700	500,036	-	-	3,159,700	-
Receipt from Staff Quarter	1,219,958	-	-	-	-	-	-	-	-	-	-	-	-	1,219,958	-
Enrollment Fee	5,211,722	-	-	-	-	-	-	-	-	-	-	-	-	5,211,722	-
Transfer Fee	319,652,292	-	-	-	-	-	-	-	-	-	-	-	-	319,652,292	-
Transferee Fee	9,323,192	-	-	-	-	-	-	-	-	-	-	-	-	9,323,192	-
Mortgage Fee	67,868,204	-	-	-	-	-	-	-	189,300	168,800	11,050,000	4,000	2,775,808	347,554,574	-
Transformation Fee	230,478,598	-	-	-	-	-	-	-	29,267,464	124,500	300,125	-	27,000	9,667,992	-
Late Installment Fee	25,479,531	-	-	-	-	-	-	-	-	-	9,000,000	-	-	9,000,000	-
Joint Construction Fee	5,848,710	-	-	-	-	-	-	-	23,000	19,750	-	-	-	23,000	-
Reconstruction Fee	7,006,871	-	-	-	-	-	-	-	439,000	25,500	230,265	3,000	135,000	6,681,475	-
Annuletter Fee	2,316,321	-	-	-	-	-	-	-	444,000	50,500	252,000	130,000	140,000	8,023,371	-
Time Extension Fee	10,423,444	-	-	-	-	-	-	-	20,000	75,750	4,000,025	41,200	4,000	6,453,296	-
Heba Fee	2,895,401	-	-	-	-	-	-	-	-	45,000	302,362	37,200	-	10,812,006	-
Non Construction Fee	1,219,959	-	-	-	-	-	-	14,000	-	-	-	-	-	2,895,401	-
Miscellaneous Income	-	-	-	-	-	1,802,608	-	-	-	-	-	-	-	3,342,979	-
Design fee	-	-	-	-	-	-	-	-	-	39,250	57,290	209,872	-	75,000	-
Shop & Market rent	-	-	-	-	-	-	-	-	37,826	-	-	75,000	7,018	44,844	-
Bank Interest	-	-	-	-	-	-	-	-	-	-	-	-	-	421,734	-
Contractor renewal fee	-	-	-	-	-	-	-	-	-	-	-	-	-	18,500	-
Tender Sales	-	-	-	-	-	-	-	-	-	-	-	-	-	274,584	-
Installment Plot	-	-	-	-	-	-	-	-	3,774,419	-	-	-	-	3,774,419	-
Installment House	-	-	-	-	-	-	-	-	1,967,190	-	-	-	-	1,967,190	-
Rate & Taxes	-	-	-	-	-	-	-	-	557,817	-	-	-	-	647,794	-
Sale of Lease Agreement	-	-	-	-	-	-	-	-	4,580	-	-	-	-	8,540	-
Sale of prospectus	-	-	-	-	-	-	-	-	-	-	-	-	-	288,000	-
Sale of Waste or Scrap	-	-	-	-	-	-	-	-	-	-	-	-	-	1,358,287	-
Accured instalment	-	-	-	-	-	-	-	-	-	-	-	-	-	11,852,341	-
Sales of side plan	-	-	-	-	-	-	-	-	-	-	-	-	7,040	-	-
Project Under Construction	1,587,293,613	-	-	-	-	1,031,363,536	770,639,000	806,368,171	200,755,755	217,569,000	192,991,523	59,612,000	4,866,392,598	3,308,607,014	-
Fund from Govt against flat construction/Project	-	-	-	-	-	-	70,000,000	-	-	-	-	-	-	70,000,000	-
100 Flat Project	-	-	-	-	-	-	700,639,000	-	-	-	-	-	-	700,639,000	-
Jaynagar Flat Project	-	-	-	-	-	-	-	-	-	-	-	-	-	83,677,332	-
Flat Building Project	-	-	-	-	-	-	-	-	-	-	-	-	-	109,314,191	-
Sunamgoni Project	-	-	-	-	-	-	-	-	-	-	-	-	-	-	-



Particulars	Amount in BDT (30 June 2017)										Amount in BDT (30 June 2016)				
	Head Office	Dhaka Circle	Chittagong Circle	Rajshahi Circle	EM Division	Dhaka Division 1	Dhaka Division 2	Mirpur Gr. Division 2	Chittagong Division	Dinajpur Division	Khulna Division	Sylhet Division	Rajshahi Division	Total	Total
Bogura Project	-	-	-	-	-	-	-	-	-	-	-	-	-	71,949,092	-
Dinajpur Project	-	-	-	-	-	-	-	-	-	-	-	-	-	128,806,663	-
Project Soponogor 1	-	-	-	-	-	-	-	-	-	-	-	-	-	1,586,443,613	-
Project Soponogor 2	-	-	-	-	-	1,586,443,613	-	-	-	-	-	-	-	850,000	-
Project Bostibasi 533	-	-	-	-	-	850,000	-	-	-	-	-	-	-	-	-
Project Kushtia 4th	-	-	-	-	-	-	-	-	-	-	-	-	-	-	-
Project Chapainawabganj plot	-	-	-	-	-	-	-	-	-	-	-	-	41,695,000	-	-
Project Choto bongram plot	-	-	-	-	-	-	-	-	-	-	-	-	15,986,000	-	-
Project Terokhadia plot	-	-	-	-	-	-	-	-	-	-	-	-	1,731,000	-	-
Mohammadpur 430 Flat project	-	-	-	-	-	-	-	-	-	-	-	-	200,000	-	-
Mohammadpur F Block	-	-	-	-	-	-	-	-	-	-	-	-	-	-	-
Lalmatia 72/ revised 88 flat	-	-	-	-	-	-	554,109,420	-	-	-	-	-	-	554,109,420	-
Lalmatia New Koloni 120 Flat	-	-	-	-	-	-	-	-	-	-	-	-	-	-	-
Lalmatia 132/ revised 153 flat	-	-	-	-	-	-	120,000,000	-	-	-	-	-	-	120,000,000	-
Project Jashore	-	-	-	-	-	-	357,254,116	-	-	-	-	-	-	357,254,116	-
Project Commercial NHA Jashore	-	-	-	-	-	-	-	-	-	-	-	-	-	-	-
Project Fulotla	-	-	-	-	-	-	-	-	-	-	-	-	-	-	-
Project Norail	-	-	-	-	-	-	-	-	-	-	-	-	-	-	-
Halishohor Housing astate G Block 260	-	-	-	-	-	-	-	-	-	-	-	-	-	-	-
Residential flat project (3rd stage)	-	-	-	-	-	-	-	-	-	168,369,000	-	-	-	168,369,000	-
Halishohor Housing astate G Block 216	-	-	-	-	-	-	-	-	-	7,000,000	-	-	-	7,000,000	-
Residential flat project (2nd stage)	-	-	-	-	-	-	-	-	-	20,000,000	-	-	-	20,000,000	-
Cox's Bazar Koailot Govt Land 469	-	-	-	-	-	-	-	-	-	22,000,000	-	-	-	22,000,000	-
Residential flat project (4th stage)	-	-	-	-	-	-	-	-	-	-	-	-	-	-	-
Majdee Housing astate Plot development project (2nd stage)	-	-	-	-	-	-	-	-	-	-	-	-	-	-	-
Majdee Housing astate 64 Residential flat project	-	-	-	-	-	-	-	105,899,523	-	-	-	-	-	105,899,523	-
Mirsara Kismot Jafrabad Mouza Plot Project	-	-	-	-	-	-	-	91,428,405	-	-	-	-	-	91,428,405	-
Mirsara Sonapara Mouza Plot Project	-	-	-	-	-	-	-	280,300,000	-	-	-	-	-	280,300,000	-
Chittagong Rajjhan Plot Project (Pink City-1)	-	-	-	-	-	-	-	3,944,000	-	-	-	-	-	3,944,000	-
Chittagong Rajjhan Plot Project (Pink City-2)	-	-	-	-	-	-	-	51,118,000	-	-	-	-	-	51,118,000	-
Chittagong Rajjhan Plot Project (Pink City-1) (2nd Stage)	-	-	-	-	-	-	-	20,116,025	-	-	-	-	-	20,116,025	-
	-	-	-	-	-	-	-	28,899,654	-	-	-	-	-	28,899,654	-
	-	-	-	-	-	-	-	62,715,000	-	-	-	-	-	62,715,000	-
	-	-	-	-	-	-	-	115,185,436	-	-	-	-	-	115,185,436	-
	-	-	-	-	-	-	-	46,762,128	-	-	-	-	-	46,762,128	-
Fund for Capital Expenditure	-	-	-	-	-	-	-	-	-	-	-	-	-	2,500,000	-
Land and Land Development	-	-	-	-	-	-	-	-	-	-	-	-	-	-	-
Building & Other Constructions	-	-	-	-	-	-	-	-	-	-	-	-	-	-	-
Vehicle & Machinery	-	-	-	-	-	-	-	-	-	-	-	-	-	-	-
Plant & Machinery	-	-	-	-	-	-	-	-	-	-	-	-	-	-	-
Furniture & Fixtures	-	-	-	-	-	-	-	-	-	-	-	-	-	-	-
Office Equipment	-	-	-	-	-	-	-	-	-	-	-	-	-	-	-
Fund received for expenses	61,149,406	1,902,000	7,756,000	6,413,000	8,364,000	37,660,000	54,068,302	34,487,000	17,157,000	22,676,000	17,989,000	22,210,000	312,472,406	283,937,052	-
Fund from Govt. against salaries and allowances	28,702,310	900,000	4,450,000	3,500,000	2,300,000	9,600,000	15,000,000	9,950,000	6,500,000	7,793,000	5,600,000	7,000,000	107,995,310	164,734,000	-
Fund from Govt. against overhead	696,376	-	-	-	-	12,500,000	500,000	-	-	-	-	-	13,696,376	71,604,000	-
Fund received against repairing work	-	-	-	-	-	-	-	-	-	-	-	-	-	47,599,052	-
Lam Grant	-	-	-	-	-	-	-	-	-	-	-	-	-	-	-
House Rent	15,584,958	400,000	1,900,000	1,350,000	1,220,000	-	7,000,000	4,900,000	2,500,000	3,088,000	2,700,000	3,000,000	47,142,958	-	-



Particulars	Amount in BDT (30 June 2017)											Amount in BDT (30 June 2016)			
	Head Office	Dhaka Circle	Chittagong Circle	Rajshahi Circle	EM Division	Dhaka Division 1	Dhaka Division 2	Mirpur Gr. Division 2	Chittagong Division	Dinajpur Division	Khulna Division	Sylhet Division	Rajshahi Division	Total	Total
Rest & Recreation Allowance	-	60,000	125,000	100,000	85,000	200,000	-	445,000	1,650,000	100,000	94,013	300,000	300,000	1,509,013	-
Festival Allowance	2,306,490	300,000	580,000	600,000	420,000	1,250,000	2,500,000	1,050,000	1,650,000	800,000	1,109,380	900,000	900,000	14,715,870	-
Navabasha Allowance	478,371	-	50,000	50,000	40,000	150,000	300,000	120,000	120,000	100,000	85,000	100,000	100,000	1,693,371	-
Medical Allowance	2,022,000	60,000	230,000	180,000	170,000	600,000	1,000,000	450,000	525,000	350,000	474,500	400,000	400,000	6,891,500	-
Tiffin Allowance	204,600	7,000	24,000	32,000	18,000	100,000	100,000	40,000	65,000	100,000	35,000	30,000	30,000	745,600	-
Education Allowance	636,500	15,000	50,000	60,000	70,000	180,000	500,000	100,000	140,000	150,000	150,000	200,000	200,000	2,376,500	-
Travelling Allowance	572,934	-	100,000	90,000	65,000	5,000,000	150,000	-	115,000	300,000	313,000	300,000	300,000	7,315,934	-
Master Roll Employee	-	-	-	-	1,500,000	-	12,500,000	4,950,000	-	3,000,000	6,703,790	6,000,000	6,000,000	33,153,790	-
Repair & Maintenance	-	-	-	-	1,865,000	-	3,748,000	2,000,000	2,500,000	2,250,000	1,000,000	1,000,000	1,000,000	14,998,000	-
Vehicle Repair	789,314	-	-	50,000	-	200,000	75,000	400,000	300,000	-	90,000	150,000	150,000	3,369,314	-
Water	-	-	-	-	-	650,000	2,500,000	400,000	300,000	-	30,000	-	-	3,880,000	-
Municipal Tax	-	-	-	-	-	150,000	1,100,000	3,200,000	1,900,000	100,000	175,000	100,000	100,000	7,079,207	-
Land Tax	-	-	-	-	-	30,000	50,000	25,000	25,000	25,000	25,000	100,000	100,000	412,885	-
Computer	37,885	5,000	25,000	25,000	40,000	30,000	-	25,000	25,000	-	25,000	-	-	25,000	-
Office Equipment repair	304,817	15,000	57,000	57,000	75,000	-	75,000	75,000	180,000	180,000	200,000	-	-	1,563,817	-
Others Office	-	10,000	40,000	140,000	45,000	30,000	200,000	20,000	60,000	25,000	65,000	20,000	20,000	685,000	-
Other allowance	3,742,398	-	-	110,000	310,000	650,000	120,000	315,000	270,000	200,000	210,000	150,000	150,000	6,127,398	-
Petrol & Lubricant	306,900	10,000	30,000	40,000	26,000	75,000	600,000	55,000	80,000	-	42,000	30,000	30,000	694,900	-
Conveyance	-	-	-	-	-	600,000	600,000	550,000	80,000	-	-	-	-	1,750,000	-
Fuel and gas	-	-	-	-	-	-	-	1,520,698	80,000	-	-	-	-	1,520,698	-
Security Guard	2,997,813	-	-	-	-	-	-	85,000	38,000	23,000	38,000	30,000	30,000	3,077,813	-
Legal Expense	383,226	5,000	36,000	25,000	25,000	15,000	50,302	85,000	38,000	9,561	38,000	-	-	763,089	-
Telephone & Fax	-	-	-	-	-	-	-	-	4,000	4,000	4,000	-	-	26,000	-
Postage	1,382,514	15,000	55,000	90,000	90,000	120,000	200,000	65,000	55,000	-	60,000	-	-	2,042,514	-
Overtime	-	-	-	-	-	500,000	4,100,000	-	2,400,000	250,000	250,000	400,000	400,000	8,160,549	-
Electricity	-	-	-	-	-	100,000	-	-	300,000	-	85,000	-	-	340,000	-
Stationary	-	-	-	-	-	-	-	-	-	-	250,000	-	-	250,000	-
Entertainment	-	-	-	-	-	-	-	-	-	-	-	-	-	-	-
Supply & Service	-	-	-	-	-	-	-	-	-	-	-	-	-	-	-
Auxiliary establishments	-	-	-	-	-	-	-	-	-	-	-	-	-	-	-
Other receipt	-	-	-	335,201	-	79,237,125	197,888,268	117,276,733	149,649,428	-	12,741,199	17,876,368	11,566,984	586,571,306	631,042,536
Security received from contractors	-	-	-	-	-	79,237,125	43,521,965	17,203,334	60,695,237	-	4,315,117	7,717,486	4,778,103	217,468,367	145,419,690
Security received against Bills	-	-	-	-	-	-	182,500	-	-	-	71,393	-	-	253,893	-
Security received against allotment of plot	-	-	-	-	-	-	67,044,750	53,816,498	45,256,623	-	5,016,251	3,140,222	-	178,361,317	372,424,190
Income tax deduct at source	-	-	-	37,432	37,432	-	87,139,053	46,256,901	43,697,568	-	5,071,238	-	-	190,487,729	49,587,071
VAT deduct at source	-	-	-	297,769	297,769	-	-	-	-	-	-	-	-	340,000	63,611,585
Income Transfer from Division	128,143,836	-	-	-	-	-	-	-	-	-	-	-	-	128,143,836	-
FDR Encashment	1,581,241,024	-	-	-	-	-	-	-	-	-	-	-	-	1,581,241,024	-
Interest received from Bank	10,164,799	-	-	-	196,632	7,248,742	10,432,801	4,878,878	9,442,761	2,974,730	1,705,739	4,322,232	55,246,158	73,345,242	
Total Receipt for the year	5,472,412,913	1,802,000	7,756,000	6,413,000	11,395,833	1,719,310,968	1,295,389,266	919,132,309	1,041,402,188	225,271,983	383,852,212	120,725,341	11,252,425,013	7,100,806,286	

PAYMENTS:

Fund Transfer for Project & Expenses	5,241,275,835	-	-	-	-	-	-	-	-	-	-	-	-	5,241,275,835	-
Income Transfer to Head Office	-	-	-	12,871,488	1,636,359	597,000	41,454,829	4,384,498	27,187,168	16,998,369	23,014,126	128,143,836	305,713,609	258,982,111	
Administrative expense	115,135,693	1,802,000	4,018,791	2,174,807	6,518,344	29,065,709	39,154,658	18,400,890	25,719,111	10,517,644	21,675,947	14,236,569	17,293,446	156,580,542	
Salary and Allowance	53,567,488	1,717,000	3,755,188	1,859,733	4,142,857	14,959,209	15,669,926	11,043,640	11,458,235	7,487,750	12,764,880	9,821,618	3,223,370	46,469,171	
Officers Salary	13,434,210	500,000	1,320,880	596,710	1,189,320	3,971,640	4,316,150	3,690,330	4,391,853	2,374,203	3,808,000	3,652,505	3,223,370	56,149,994	
Employees salary	15,268,100	400,000	814,405	444,360	908,560	4,155,276	4,273,235	2,747,927	2,445,090	2,001,047	3,985,000	2,201,160	1,637,790	50,651,837	
Charge Allowance	-	-	-	-	75,680	-	-	-	-	-	-	-	-	75,680	




Particulars	Amount in BDT (30 June 2017)										Amount in BDT (30 June 2016)				
	Head Office	Dhaka Circle	Chittagong Circle	Rajshahi Circle	EM Division	Dhaka Division 1	Dhaka Division 2	Mirpur Gr. Division 2	Chittagong Division	Dinajpur Division	Khulna Division	Sylhet Division	Rajshahi Division	Total	Total
Conveyance Allowance	306,900	10,000	12,000	10,800	20,400	73,170	46,943	46,200	-	-	-	27,000	24,174	577,587	607,362
Education allowance	636,500	15,000	40,000	15,000	65,000	174,000	94,800	127,500	-	-	-	106,500	137,400	1,879,958	703,200
House Rent Allowance	15,384,958	400,000	950,890	463,579	1,179,162	4,453,133	3,335,005	3,088,150	1,786,341	115,258	3,088,000	2,093,382	2,408,801	25,923,679	25,923,679
Medical Allowance	2,022,000	60,000	142,500	69,000	1,60,500	592,838	397,200	477,000	334,287	474,500	328,500	389,100	6,072,780	3,520,223	3,520,223
Mobile Phone Allowance	59,400	-	-	-	-	-	31,179	-	-	-	-	-	-	59,400	-
Tiffin Allowance	204,600	7,000	18,000	7,200	13,600	48,658	49,384	30,800	29,052	35,000	21,000	27,316	522,788	721,440	
Washing Allowance	47,800	-	-	-	-	-	-	-	-	-	-	-	47,800	-	
Festival Allowance	2,306,490	300,000	344,510	136,740	353,850	1,212,478	516,980	630,872	714,350	1,109,380	750,620	877,150	10,598,865	12,195,507	
Overtime Allowance	1,382,314	15,000	54,989	89,909	89,909	109,724	65,000	54,998	65,000	85,000	60,000	92,352	1,901,984	229,682	
Bangla Nababshah Allowance	478,371	-	35,414	16,334	31,812	139,014	96,152	108,118	71,612	85,000	75,148	92,352	1,364,797	1,670,941	
Other Allowance	214,117	10,000	21,600	100,010	55,064	28,778	22,133	57,654	11,600	30,000	9,700	11,659	651,618	1,011,084	
Motor Vehicle Repair Allowance	789,314	-	-	-	-	-	-	-	-	-	-	-	789,314	-	
Refreshment Allowance	42,900	-	-	-	-	-	-	-	-	-	-	-	42,900	-	
Telephone Encashment Allowance	789,314	-	-	-	-	-	-	-	-	-	-	-	789,314	-	
Higher Allowance	-	-	-	-	-	-	-	-	50,000	-	-	-	-	50,000	-
Supply & Services	61,568,205	85,000	263,603	315,074	2,375,487	14,106,500	23,484,732	7,387,241	14,260,876	3,029,895	8,911,067	5,903,560	7,471,828	149,133,067	105,597,162
Work Charge/Master roll salary	433,896	-	-	-	-	8,019,152	12,105,413	4,840,791	5,177,417	2,019,010	6,703,790	3,818,016	5,330,293	48,447,777	23,342,304
Ansar & security guard	-	-	-	-	-	3,165,414	1,239,465	1,520,314	-	-	-	-	-	5,925,193	5,097,304
Lam Grant	-	-	-	-	-	170,000	171,550	339,120	-	92,500	93,960	-	292,350	1,270,880	3,069,308
Rest & Recreation	-	60,000	51,400	-	-	-	-	-	-	-	-	-	-	2,082,661	
Mohargo bonus	-	-	-	-	65,000	-	-	-	114,970	275,000	313,000	309,696	259,558	2,237,168	1,340,383
Travel allowance	572,934	-	99,970	90,000	25,000	10,767	26,995	20,782	34,397	16,517	9,561	22,270	29,005	572,284	781,960
Telephone & Fax	323,826	5,000	30,233	17,931	25,000	645,391	2,258,165	146,237	292,537	-	30,000	-	-	3,372,330	8,144,053
Water	-	-	-	-	-	599,700	595,750	-	-	-	-	-	-	4,937,848	1,194,250
Gas & fuel	3,742,398	5,000	25,000	25,000	40,000	30,000	24,991	25,000	24,700	25,000	25,000	24,984	312,560	1,118,279	
Computer & Photocopy	37,885	-	-	-	-	-	-	-	79,380	4,000	6,000	4,000	-	3,077,193	4,869,956
Legal expense	2,997,813	-	-	-	-	90,000	-	-	60,000	-	95,000	85,000	-	22,000	26,000
Postage	-	-	-	-	-	-	-	-	-	-	-	-	-	25,000	4,637,017
Stationary expense	-	-	-	-	75,000	-	89,934	75,000	-	-	25,000	-	-	593,199	5,239,350
Office equipment repair	-	-	-	-	-	-	-	-	-	-	-	-	-	124,966	308,188
Other expense	224,265	15,000	57,000	57,000	-	-	-	65,000	-	-	-	59,966	940,178	4,439,030	9,307,339
Municipal Tax	-	-	-	-	-	131,969	1,061,400	53,942	1,869,334	53,942	354,207	28,000	-	6,746,516	6,510,264
Land Tax	-	-	-	-	-	-	1,250,000	77,156	3,699,360	800,000	920,000	-	-	7,883,339	9,705,637
Electricity	-	-	-	-	-	444,509	4,095,719	201,770	2,332,619	-	260,549	167,742	380,431	776,685	43,000
Training Expense	776,685	-	-	-	-	-	-	-	-	-	-	-	-	-	-
Miscellaneous Expenses	-	-	-	-	-	-	-	-	-	-	-	-	-	-	-
Rates & Taxes	-	-	-	-	-	-	-	-	-	-	-	-	-	-	-
Other Payments	-	-	-	-	-	-	-	-	-	-	-	-	-	-	-
Entertainment	-	-	-	-	-	-	-	-	-	-	-	-	-	-	-
Vehicle repair expense	-	-	-	-	-	165,000	74,580	75,000	252,460	-	219,980	-	-	472,440	929,657
Petrol and Lubricant	-	-	-	-	-	634,598	353,730	314,997	269,952	160,000	90,000	183,856	40,000	2,499,330	5,877,610
Advertisement	136,321	-	-	-	-	-	-	-	-	-	-	-	-	136,321	-
Profit Payment to Government	50,000,000	-	-	-	-	-	-	-	-	-	-	-	-	50,000,000	-
Foreign Training	2,201,585	-	-	-	-	-	-	-	-	-	-	-	-	2,201,585	-
Appointment Expense	54,600	-	-	-	-	-	-	-	-	-	-	-	-	54,600	-
World Habitat Day	65,997	-	-	-	-	-	-	-	-	-	-	-	-	65,997	-
Repair & Maintenance	-	-	-	-	-	-	3,747,914	2,000,000	2,499,215	614,250	1,000,000	1,000,000	1,000,000	13,361,379	42,388,924
Repair and maintenance expense	-	-	-	-	-	-	3,747,914	2,000,000	2,499,215	614,250	1,000,000	1,000,000	1,000,000	13,361,379	42,388,924



Particulars	Amount in BDT (30 June 2017)										Amount in BDT (30 June 2016)				
	Head Office	Dhaka Circle	Chittagong Circle	Rajshahi Circle	EM Division	Dhaka Division 1	Dhaka Division 2	Mirpur Gr. Division 2	Chittagong Division	Dinajpur Division	Khulna Division	Sylhet Division	Rajshahi Division	Total	Total
Other Payment	547,521,027	-	-	-	12,050	-	156,932,004	117,276,733	88,954,191	-	12,741,199	254,384	11,392,418	935,084,006	3,950,600,748
Refund Of Contractors Securities Deposits	-	-	-	-	12,050	-	-	17,203,334	-	-	4,315,117	254,384	4,603,537	26,134,038	105,018,184
Refund of Securities against Bill	-	-	-	-	-	-	-	-	-	-	-	-	-	254,384	-
Investment in FDR for the period by Head Office	547,521,027	-	-	-	-	-	-	-	-	-	-	-	-	547,521,027	3,701,046,601
Refund Of Securities to Allottees	-	-	-	-	-	-	76,166,855	53,816,498	45,256,623	-	-	-	3,140,222	182,429,739	75,081,983
Tax Deduct at Source	-	-	-	-	-	-	80,765,149	46,256,901	43,697,568	-	-	-	3,648,659	178,744,818	69,453,980
VAT Deduct at Source	-	-	-	-	-	-	-	-	-	4,376,541	-	-	-	-	-
Fund refund to Head Office	(115,135,693)	345,656	3,737,209	4,235,543	345,656	3,612,006	11,165,730	5,339,805	6,268,674	53	2,752,431	11,742,649	(59,910,831)	72,477,083	-
Refund of Govt.fund received against salaries	(52,184,974)	202,120	3,712,815	4,189,617	202,120	1,515,791	11,165,644	261,743	3,113,057	-	738,840	2,176,032	(20,719,959)	6,044,780	-
Refund of Govt.fund received against overhead	-	-	45,926	-	-	-	-	-	-	-	-	-	-	45,926	-
Fund refund against Mohargo Bonus	-	40,838	-	-	40,838	-	-	164,995	1,811,850	-	606,619	-	-	2,624,302	-
Fund refund against House Rent	-	-	-	-	-	-	-	105,880	-	-	-	-	-	-	-
Fund refund against Rest & Recreation Allowance	-	9,320	-	-	9,320	-	-	533,020	1,019,128	-	499,380	-	-	115,200	-
Fund refund against Festival Allowance	-	66,150	-	-	66,150	-	-	-	-	-	-	-	-	2,117,678	-
Fund refund against Navarashtra Allowance	-	8,188	-	-	8,188	-	-	23,848	11,882	-	24,852	-	-	68,770	-
Fund refund against Medical Allowance	-	9,500	-	-	9,500	-	-	52,800	48,000	-	101,500	-	-	211,800	-
Fund refund against Tiffin Allowance	-	4,400	-	-	4,400	-	-	8,821	34,200	-	9,000	-	-	56,421	-
Fund refund against Conveyance	-	5,600	-	-	5,600	-	-	8,057	33,800	-	15,000	-	-	62,457	-
Fund refund against Education Allowance	-	5,000	-	-	5,000	-	-	5,200	12,500	-	18,500	-	-	41,200	-
Fund refund against Other Allowance	-	(10,064)	-	-	(10,064)	-	-	(2,133)	2,346	-	55,300	-	-	45,449	-
Fund refund against Travelling Allowance	-	-	-	-	-	-	-	-	30	-	15,730	-	-	15,760	-
Fund refund against Master Roll Employee	-	-	-	-	-	-	-	109,209	-	-	82,258	-	-	109,209	-
Fund refund against Municipal Tax	-	-	-	-	-	-	-	3,200,000	30,666	-	-	-	-	3,312,924	-
Fund refund against Postage	-	-	-	-	-	-	-	-	-	-	-	-	-	67,821	-
Fund refund against Telephone & Fax	-	-	-	-	-	-	-	64,218	3,603	-	-	-	-	261,226	-
Fund refund against Water	-	-	-	-	-	-	-	253,763	7,463	-	-	-	-	67,381	-
Fund refund against Electricity	-	-	-	-	-	-	-	-	67,381	-	-	-	-	550,000	-
Fund refund against Fuel & Gas	-	-	-	-	-	-	-	550,000	-	-	-	-	-	151,561	-
Fund refund against Patrol & Lubricant	-	4,513	-	-	4,513	-	-	-	48	-	147,000	-	-	384	-
Fund refund against Security Guard	-	-	-	-	-	-	-	384	-	-	-	-	-	605	-
Fund refund against Computer Operating Expenses	-	-	-	-	-	-	-	-	300	-	305	-	-	-	-
Fund refund against Other Expenses	-	-	-	-	-	-	-	-	-	-	-	-	-	-	-
Fund refund against repair and maintenance	-	-	-	-	-	-	86	-	785	-	1,635,750	-	-	1,636,621	-
Fund refund against Overtime	-	91	-	-	91	-	-	-	2	-	-	-	-	93	-
Fund refund against Land Tax	-	-	-	-	-	-	-	-	640	-	-	-	-	640	-
Fund refund against Stationary	-	-	-	-	-	-	-	-	-	-	26,144	-	-	26,144	-
Fund refund against Entertainment	-	-	-	-	-	-	-	-	-	-	30,020	-	-	77,560	-
Fund refund against Security Deposit	-	-	-	-	-	-	-	-	47,540	-	-	-	-	-	-
Fund refund against Project	-	-	-	-	-	-	-	-	-	-	-	-	-	-	-
Fund refund against Supply and Services	(62,950,719)	-	24,394	-	-	17,715	-	-	-	-	-	-	7,826,095	7,843,810	58,095,188
Fund refund against Vehicle Repair	-	-	-	-	-	2,078,500	-	-	-	53	-	-	1,740,522	(59,107,250)	-
Fund refund against Legal Expenses	-	-	-	-	-	-	-	-	250	-	-	-	-	250	-
Fund refund against Ancillary establishments	-	-	-	-	-	-	-	-	22,583	-	381,984	-	-	404,567	-



Particulars	Amount in BDT (30 June 2017)											Amount in BDT (30 June 2016)			
	Head Office	Dhaka Circle	Chittagong Circle	Rajshahi Circle	EM Division	Dhaka Division 1	Dhaka Division 2	Mirpur G. Division 2	Chittagong Division	Dinajpur Division	Khulna Division	Sylhet Division	Rajshahi Division	Total	Total
Bank Charges & Excise Duty	89,952	-	-	2,650	5,300	90,767	163,165	80,157	58,175	69,431	110,585	74,943	101,708	837,833	6,085,933
Income Tax Deducted On Bank Interest:	1,050,946	-	-	-	19,663	865,665	983,221	629,221	974,416	302,008	418,115	173,581	465,461	5,882,297	57,585,071
Total Payment for the year	1,802,000	1,802,000	7,756,000	6,413,000	10,901,013	1,633,781,533	1,245,146,587	914,962,806	972,296,782	222,659,692	280,502,067	228,481,801	116,795,712	11,431,436,753	7,762,934,093
Closing Balance:	(116,157,653)	-	-	-	66,320,171	240,160,685	302,053,878	131,939,080	449,182,183	111,765,490	50,519,583	89,994,931	113,177,450	1,438,956,198	1,473,399,418



Assistant Director
(Audit)



Deputy Director
(Finance & Accounts)



Member
(Admin & Finance)



Chairman

সৈয়দ মো: নূরুল বাসির
চেয়ারম্যান
জাতীয় গৃহায়ন কর্তৃপক্ষ
সেতুনবাগিচা, ঢাকা।



National Housing Authority
Notes to the financial statements
As at and for the year ended 30 June 2017

1 Reporting entity

1.1 Authority profile

The end of the British rule and the partition of the subcontinent resulted in migration of millions of Muslim refugees flocked into the four main cities of Bangladesh and started living on vacant government lands in these cities. They erected makeshift houses creating unplanned and unhygienic condition. The influx of these refugees also produced tremendous strain on the existing services and infrastructures. In view of these situation the then government created housing wing under the Works, Power and Irrigation Ministry in 1958.

The government undertook housing programs throughout the country in order to rehabilitate the refugees and the local low and middle-income families in an organized way. The "housing wing" was upgraded to the present Housing and Settlement Directorate in 1971 after successful completion of the refugee rehabilitation program. To ascertain shelter for all by 2000 the Democratic government now formulating National Housing policy 2004, considering the present need of the country. In the light of the National Housing policy, the national Assembly has adopted and approved the National Housing Authority (NHA) Act. 2000. in accordance with the act, Housing and settlement direction (HSD) and deputy Commissioner Settlement (DCS) office have been abolished and a new Authority NHA has been formed by merging these two Authoritys. The National Housing Authority Act 2000 has been implemented on the 15th July, 2001 through the government notification.

1.2 Nature of business

The main activity of the Authority is purchase of land and to develop the same for urban housing. The Authority also purchases land for construction of multi-storied apartment buildings. The Authority constructs multi-storied buildings and sold or lease to general public.

2 Basis of preparation of financial statements

2.1 Basis of measurement

The financial statements have been prepared on going concern basis under the historical cost

2.2 Statement of compliance

The financial statements of the Authority have been prepared in accordance with International Accounting Standards (IASs) and International Financial Reporting Standards (IFRSs) as adopted by the Financial Reporting Council (FRC). The compliance status of these IASs & IFRSs are as follows:

Name of the Standards	Compliance status
IAS 1: Presentation of Financial Statements	Complied
IAS 2: Inventories	Non-Complied
IAS 7: Statement of Cash Flows	Complied
IAS 8: Accounting Policies, Changes in Accounting Estimates and Errors	Complied
IAS 10: Events after the Reporting Period	Complied
IAS 12: Income Taxes	Non-Complied
IAS 16: Property, Plant & Equipment	Complied
IAS 19: Employee Benefits	Complied
IAS 20: Accounting for Government Grants and Disclosure of Government Assistance	Complied
IAS 21: The Effects of Changes in Foreign Exchange Rates	Not applicable
IAS 23: Borrowing Costs	Not applicable
IAS 24: Related Party Disclosures	Not applicable
IAS 26: Accounting and Reporting by Retirement Benefit Plans	Non-Complied



National Housing Authority

Notes to the financial statements

As at and for the year ended 30 June 2017

IAS 27: Separate Financial Statements	Not applicable
IAS 28: Investment in Associates and Joint Ventures	Not applicable
IAS 29: Financial Reporting in Hyperinflationary Economics	Not applicable
IAS 32: Financial Instruments: Disclosure and Presentation	Complied
IAS 33: Earnings Per Share	Not applicable
IAS 34: Interim Financial Reporting	Not applicable
IAS 36: Impairment of Assets	Non-Complied
IAS 37: Provisions, Contingent Liabilities and Contingent assets	Not applicable
IAS 38: Intangible Assets	Not applicable
IAS 40: Investment Property	Non-Complied
IAS 41: Agriculture	Not applicable
IFRS 1: First time Adoption of International Financial Reporting Standards	Not applicable
IFRS 2: Share based Payment	Not applicable
IFRS 3: Business Combinations	Not applicable
IFRS 4: Insurance Contracts	Not applicable
IFRS 5: Non-current Assets Held for Sale and Discontinued Operations	Not applicable
IFRS 6: Exploration for and Evaluation of Mineral Resources	Not applicable
IFRS 7: Financial Instruments: Disclosures	Complied
IFRS 8: Operating Segments	Not applicable
IFRS 9: Financial Instruments	Complied
IFRS 10: Consolidated Financial Statements	Not applicable
IFRS 11: Joint Arrangements	Not applicable
IFRS 12: Disclosure of Interests in Other Entities	Not applicable
IFRS 13: Fair Value Measurement	Complied
IFRS 14: Regulatory Deferral Accounts	Not applicable
IFRS 15: Revenue from Contracts with Customers	Complied
IFRS 16: Leases	Not applicable
IFRS 17: Insurance Contract	Not applicable

Compliance with other regulatory requirements

The Authority complied with the requirements of following laws and regulations from various government bodies:

- i) National Housing Policy 2016.
- ii) City Development Act 1953.
- iii) Real Estate Development and Management Act 2010.
- iv) Real Estate Development and Management Regulations 2011.
- v) Dhaka Building Construction Regulations 2008.
- vi) House and Land Development Rule 2004.
- vii) National Housing Act 2000.
- viii) Building Act 1996.
- ix) The Income Tax Ordinance, 1984 and Income Tax Act, 2023
- x) The Income Tax Rules, 1984.
- xi) The Value Added Tax and Supplementary Duty Act 2012.
- xii) The Value Added Tax and Supplementary Duty Rule 2016.
- xiii) The Stamp Act, 1899.
- xiv) The Bangladesh Labor Act, 2006 and amended in 2015.
- xv) Any other applicable laws and regulations of the land.

2.3 Functional and presentation currency

The financial statements are presented in Bangladeshi Taka (Taka/Tk/BDT), which is the Authority's functional and presentation currency. Except as indicated, financial information presented in Bangladeshi Taka has been rounded off to the nearest taka.



National Housing Authority
Notes to the financial statements
As at and for the year ended 30 June 2017

2.4 Reporting period

The financial period of the Authority covers one year from 1 July to 30 June and is followed consistently.

2.5 Comparative information

Comparative information has been disclosed in respect of the year ended 30 June 2017 for all numerical information in the financial statements and also the narrative and descriptive information where it is relevant for understanding of the current year's financial statements.

2.6 Use of estimates and judgments

The preparation of financial statements in conformity with IFRSs requires management to make judgments, estimates and assumptions that affect the application of accounting policies and the reported amounts of assets, liabilities, income and expenses. Actual results may differ from these estimates.

Estimates and underlying assumptions are reviewed on an ongoing basis. Revisions to accounting estimates are recognised in the period in which the estimate is revised and in any future periods affected.

2.7 Going concern

The Management have made an assessment of the Authority's ability to continue as a going concern and they do not intend either to liquidate or to cease trading. The Authority has adequate resources to continue in operation for the foreseeable future. The current resources of the Authority provide sufficient funds and attributable credit facilities to meet the present requirements of its existing business. Since, there is no material uncertainties related to events or conditions at reporting date which may cast significant doubt upon the Authority's ability to continue as a going concern, for this reason, management continues to adopt going concern basis in preparing the financial statements.

2.8 Accrual basis of accounting

The Authority prepares its financial statements, except the statement of cash flows, using the accrual basis of accounting. When the accrual basis of accounting is used, an entity recognises the elements of financial statements such as assets, liabilities, equity, income and expenses when they satisfy the definitions and recognition criteria for those elements in the conceptual framework.

2.9 Materiality and aggregation

Each material class of similar items is presented separately in the financial statements. Items of a dissimilar nature or function are presented separately unless they are immaterial.

2.10 Offsetting

The entity does not offset assets and liabilities or income and expenses, unless required or permitted by any IFRSs.

2.11 Events after the reporting period

Events after the reporting period that provide additional information about the Authority's position at the reporting date or those that indicate the going concern assumption is not appropriate are reflected in the financial statements. Amounts recognised in the financial statements are adjusted for events after the reporting period that provide evidence of conditions that existed at the end of the reporting period. No adjustment is given in the financial statements for events after the reporting period that are indicative of conditions that arose after the reporting period. Material non-adjusting events are disclosed in the financial statements.

3.0 Summary of significant accounting policies

The accounting policies set out below have been applied consistently to all periods presented in these financial statements.

National Housing Authority

Notes to the financial statements

As at and for the year ended 30 June 2017

3.1 Property, plant and equipment

3.1.1 Recognition

The cost of an item of property, plant and equipment shall be recognised as an asset if, and only if:

- a) it is probable that future economic benefits will flow to the entity; and
- b) the cost of the item can be measured reliably.

3.1.2 Measurement at recognition

An item of property, plant and equipment qualifying for recognition is initially measured at its cost. Cost comprises expenditure that is directly attributable to the acquisition of the assets. The cost of self-constructed asset includes the following: the cost of materials and direct labour; any other costs directly attributable to bringing the assets to a working condition for their intended use; and when the Authority has an obligation to remove the asset or restore the site, an estimate of the costs of dismantling and removing the items and restoring the site on which they are located.

3.1.3 Subsequent costs

Subsequent to initial recognition, cost of replacing part of an item of property, plant and equipment is recognized in the carrying amount of the item if it is probable that the future economic benefits embodied within the part will flow to the Authority and its cost can be measured reliably. All other repair and maintenance expenses are charged in the statement of profit or loss and other comprehensive income as they are incurred.

3.1.4 Derecognition

An asset is derecognised on disposal or when no further economic benefits are expected from its use. Gain or loss on disposal of an asset is determined as the difference of net disposal proceeds and the carrying amount of the asset and is recognised as gain or loss from disposal of asset under other income/expense in the statement of profit or loss and other comprehensive income.

3.1.5 Impairment

The carrying amount of the entity's non-financial assets, other than inventories and deferred tax assets (considered as disclosed separately under respective accounting standards), are reviewed at each reporting date to determine whether there is any indication of impairment. If any such indication exists, the assets' recoverable amounts are estimated. However, no such conditions that might be suggestive of a heightened risk of impairment of assets existed at the reporting date.

3.1.6 Depreciation

Depreciation is commenced when the asset is in the location and condition necessary for it to be capable of operating in the manner intended. Property plant and equipment of the Authority are depreciated using reducing balance method. Full month's depreciation is charged for the month of acquisition. On disposal of an asset, depreciation is charged up to the month prior to the disposal. Each significant part of an item of property, plant and equipment is depreciated separately, using their useful lives. If any residual value is considered for an asset on its expiry of expected life, the value is deducted from the cost to arrive at the depreciable amount. The residual value and useful life of an asset are reviewed in each year end. Depreciation is expressed in terms of percentage of cost of the related assets. The depreciation rates per annum applicable to different categories of property, plant and equipment are as follows:

<u>Asset category</u>	<u>Rate of depreciation</u>
Land and Land Development	0%
Building and Other Constructions	5%
Vehicle & Machinery	20%
Plant & Machinery	20%
Furniture & Fixtures	20%
Office Equipment	6%



National Housing Authority

Notes to the financial statements

As at and for the year ended 30 June 2017

3.2 Financial instruments

A financial instrument is any contract that gives rise to a financial asset of one entity and a financial liability or equity instrument of another entity. Non-derivative financial instruments comprise deposits, trade and other receivables, cash and cash equivalents, trade and other payables, share capital and interest-bearing borrowings.

3.2.1 Financial assets

The Authority initially recognises receivables and deposits on the date that they are originated. All other financial assets are recognised initially on the date at which the Authority becomes a party to the contractual provisions of the transaction.

The Authority derecognises a financial asset when the contractual rights to the cash flows from the asset expire, or it transfers the rights to receive the contractual cash flows in a transaction in which substantially all the risks and rewards of ownership of the financial asset are transferred, or it neither transfers nor retains substantially all of the risks and rewards of ownership and does not retain control over the transferred asset.

The Authority's financial assets comprise advance, deposits and prepayments, investments and cash & cash equivalents.

3.2.1.2 Advance, deposits and prepayments

Advances with no stated interest are measured at the original amount if the effect of discounting is immaterial.

Deposits are measured at payment value.

3.2.1.3 Investment in FDR

Investment in fixed deposits is shown in the financial statements at its cost and interest income is recognised cash basis.

3.2.1.4 Cash and cash equivalents

Cash and cash equivalent include cash in hand, balance and deposits with financial institutions that are readily convertible into known amounts of cash and which are subject to an insignificant risk of changes in value.

3.2.2 Financial liabilities

The Authority initially recognises financial liabilities in its statement of financial position when the Authority becomes a party to the contractual provisions of the liability. The Authority recognises such financial liability when its contractual obligations arising from past events are certain and the settlement of which is expected to result in an outflow from the entity of resources embodying The Authority derecognises a financial liability when its contractual obligations are discharged or cancelled, or expired.

The Authority's financial liabilities comprise bank overdraft and accounts payable.

3.2.2.1 Accounts payable

Trade and other payables are recognised when its contractual obligations arising from past events are certain and the settlement of which is expected to result in an outflow from the Authority of resources embodying economic benefits. Trade and other payables are recognised initially at fair value.

3.11 Revenue recognition

The Authority has recognized revenue as per IFRS-15 Revenue from Contract with Customers. The Authority has recognized revenue when (or as) the entity satisfies a performance obligation. This core principle is delivered in a five-step model framework:

- i) Identify the contract(s) with a customer;
- ii) Identify the performance obligations in the contract;

National Housing Authority

Notes to the financial statements

As at and for the year ended 30 June 2017

- iii) Determine the transaction price;
- iv) Allocate the transaction price to the performance obligations in the contract;
- v) Recognise revenue when (or as) the entity satisfies a performance obligation.

Revenue from contracts with customers is recognized when control of the goods or services are transferred to the customer at an amount that reflects the consideration to which the Authority expects to be entitled in exchange for those goods.

Revenue is measured based on the consideration specified in a contract with a customer net of returns, discounts, free issues.

The Authority's typical performance obligations include the following:

i) Sale of land

Sale of land is recognised when the Authority registers the plots of land. The Authority also receives money against such allotments on instalments basis during the span of four years. The amount is booked under 'advance on allotment' as 'current liability' at the time of receipt and treated as a 'sale' only when the allotted plots of land are registered to the respective customers. Sales are recognised mainly when the risk and rewards associated with the products are significantly transferred to the buyer and the buyer has the possession of the land.

ii) Sale of apartment

Authority, in-line with government regulations practice receives money against such sale on instalment basis during the span of four years. The amount is booked under 'advance against sale' as 'current liability' at the time of receipt and treated as a 'sale' only when the apartments are handed over to the respective customers. Sales are recognised mainly on hand-over basis for apartments when the risk and rewards associated with the products are significantly transferred to the buyer and the buyer has the possession of the products. The registration process takes time in Bangladesh due to the existing procedures to be followed in terms of regulations and also customers' delayed initiatives to register the property in own name(s) as there is no statutory deadline compulsorily to be followed for such registration.

3.12 Finance income and expense

Finance income comprises interest on financial deposits with banks. Finance income is recognised on an accrual basis and shown under statement of profit or loss and other comprehensive income. Finance costs comprise interest expense on overdraft and borrowings.



National Housing Authority
Notes to the financial Statements
As at and for the year ended 30 June 2017

Notes	Particulars	Sub-Notes	Amount in BDT	
			30 June 2017	30 June 2016
4.00	Property, Plant & Equipment			
	A. Cost:			
	Opening Balance		26,522,776,896	26,467,727,137
	Add: Addition during year		2,500,000	55,049,759
	Less: Disposal/Adjustments during the year		-	-
	Total Cost		26,525,276,896	26,522,776,896
	B. Accumulated Depreciation			
	Opening balance		3,002,821,322	2,774,713,479
	Add: Depreciation Charged during year		65,463,847	228,107,843
	Less: Adjustment during year		-	-
	Total Accumulated Depreciation		3,068,285,169	3,002,821,322
	Written Down Value (A-B)		23,456,991,728	23,519,955,574
5.00	Project Under Construction			
	Opening Balance		89,563,754	52,595,000
	Add: Addition during the year		4,858,548,788	36,968,754
	Less: Transfer during the year		2,402,215,716	-
	Closing Balance		2,545,896,826	89,563,754
6.00	Investment in FDR			
	Opening Balance		9,536,381,363	5,378,159,925
	Add: Addition during the year		547,521,027	3,701,046,601
	Add: Interest received during the year		670,508,897	513,484,267
	Sub-Total		10,754,411,287	9,592,690,793
	Less: Encashment during the year		1,581,241,024	-
	Less: Tax Deducted at Source		65,819,585	56,309,430
	Less: Excise Duty deducted		1,278,000	-
	Less: Adjustment during the year		32,547,633	-
	Sub-Total		1,680,886,243	56,309,430
	Total		9,073,525,044	9,536,381,363
7.00	Stock & Stores			
	Opening Balance		20,068,165	20,323,845
	Add: Addition during the year		330,000	-
	Less: Consumption during the year		2,207,498	255,680
	Closing Balance		18,190,667	20,068,165
8.00	Receivable from Tenant			
	Receivable against low cost house		17,228,968	21,536,210
	Receivable against flat sale		7,616,428	9,520,535
	Receivable against shop rent		156,208	195,260
	House rent receivable		4,626,678	5,783,347
	Total		29,628,282	37,035,352
9.00	Receivable against Lease rent			
	Receivable against Plot Lease (Residential)		132,204	165,255
	Receivable against Commercial Plot		708,212	885,265
	Total		840,416	1,050,520

Notes	Particulars	Sub-Notes	Amount in BDT	
			30 June 2017	30 June 2016
10.00	Advances, Deposits & Prepayments			
	Opening Balance		79,876,375	-
	Add: Addition during the year	10.01	-	79,876,375
	Less: Realization during the year		15,975,275	-
	Closing Balance		63,901,100	79,876,375
10.01	Addition during the year			
	Advance to Employees (Salary/House Rent)		-	656,985
	Advance to Employees (Motorcycle)		-	110,500
	Income Tax deducted on bank interest		-	56,309,430
	Advance to PWD		-	22,799,460
	Total		-	79,876,375
11.00	Cash & Cash Equivalents			
	Opening Balance		1,517,967,938	2,135,527,225
	Add: Received during the year		11,352,425,013	7,145,712,514
	Less: Payment during the year		11,431,436,753	7,763,271,801
	Closing Balance		1,438,956,198	1,517,967,938
	The details of the bank balance disclosed in Annexure C			
12.00	Govt. Capital Fund			
	Opening Balance		24,235,010,416	24,235,010,416
	Add: Addition during the year		-	-
	Less: Payment during the year		-	-
	Closing Balance		24,235,010,416	24,235,010,416
13.00	Flat Construction Fund A/C			
	Opening Balance		2,635,060,841	2,635,060,841
	Add: Addition during the year		-	-
	Less: Payment during the year		-	-
	Closing Balance		2,635,060,841	2,635,060,841
14.00	Govt. Fund for Project Development			
	Opening Balance		3,122,042,557	3,122,042,557
	Add: Addition during the year		-	-
	Less: Payment during the year		-	-
	Closing Balance		3,122,042,557	3,122,042,557
15.00	Retained Earnings			
	Opening Balance		2,049,760,186	-
	Add: Current year profit		1,815,804,584	2,049,760,186
	Less: Adjustment		32,547,633	-
	Closing Balance		3,833,017,137	2,049,760,186
16.00	ADB Loan (DUIP Project)			
	Opening Balance		1,444,287,713	1,444,287,713
	Add: Interest during the year		-	-
	Less: Payment during the year		-	-
	Closing Balance		1,444,287,713	1,444,287,713
17.00	IDA & UNDP Loan (KUAD Project)			
	Opening Balance		46,805,000	46,805,000
	Add: Interest during the year		-	-
	Less: Payment during the year		-	-
	Closing Balance		46,805,000	46,805,000



Notes	Particulars	Sub-Notes	Amount in BDT	
			30 June 2017	30 June 2016
18.00	GoB Loan (KUAD Project)			
	Opening Balance		98,581,000	98,581,000
	Add: Interest during the year		-	-
	Less: Payment during the year		-	-
	Closing Balance		98,581,000	98,581,000
19.00	Contractor Outstanding Bill			
	Opening Balance		680,733,769	535,314,079
	Add: Interest during the year		-	145,419,691
	Less: Payment during the year		136,146,754	-
	Closing Balance		544,587,015	680,733,769
20.00	Creditors for Other Expenses			
	Supplies Bill Payable (Material)		144,416	180,520
	Utilities Bill Payable	20.01	14,635,506	18,294,382
	Fuel Bill Payable		988,201	1,235,251
	Contingency (Masterroll Staff Salary Payable)		-	-
	Total		15,768,122	19,710,153
20.01	Utilities Bill Payable			
	WASA Bill Payable		12,788,500	15,985,625
	Telephone Bill Payable		1,778,816	2,223,520
	Electric Bill Payable		20,551	25,689
	Gas Bill Payable		47,638	59,548
	Total		14,635,506	18,294,382
21.00	Creditors for Other Finance			
	Security Deposit from Contractor	21.01	191,333,838	-
	Security Deposit from Allottee	21.02	372,424,190	372,424,190
	Deducted Income Tax Payable	21.03	1,457,899	5,526,321
	Deducted VAT Payable	21.04	22,973,431	11,230,520
	Income Tax Payable on Auction		-	-
	Total		588,189,358	389,181,031
21.01	Security Deposit from Contractor			
	Opening Balance		-	-
	Add: Deduction during the year		217,722,260	-
	Less: Payment During the year		26,388,422	-
	Total		191,333,838	-
21.02	Security Deposit from Allottee			
	Opening Balance		372,424,190	372,424,190
	Add: Deduction during the year		-	-
	Less: Payment During the year		-	-
	Total		372,424,190	372,424,190
21.03	Deducted Income Tax Payable			
	Opening Balance		5,526,321	5,526,321
	Add: Deduction during the year		178,361,317	-
	Less: Payment During the year		182,429,739	-
	Total		1,457,899	5,526,321
21.04	Deducted VAT Payable			
	Opening Balance		11,230,520	11,230,520
	Add: Deduction during the year		190,487,729	-
	Less: Payment During the year		178,744,818	-
	Total		22,973,431	11,230,520



Notes	Particulars	Sub-Notes	Amount in BDT	
			30 June 2017	30 June 2016
22.00	Other Liabilities			
	Municipal Tax Payable		58,024,205	72,530,256
	Land Tax Payable		1,860,509	2,325,636
	Land Acquisition Cost Payable		4,696,386	5,870,483
	Total		64,581,100	80,726,375
23.00	Revenue			
	Income from Lease Rent		3,002,769,645	2,803,874,442
	Mutation fee		21,983,122	389,000
	Ground Tax Revenue		3,467,392	-
	BDLG Building		3,159,700	-
	Receipt from Staff Quarter		4,646,065	-
	Enrollment Fee		5,211,722	-
	Transfer Fee		347,554,574	-
	Mortgage Fee		9,667,992	-
	Transformation Fee		97,435,793	-
	Late Installment Fee		239,478,598	-
	Joint Construction Fee		25,522,281	-
	Reconstruction Fee		6,681,475	-
	Ammokter Fee		8,023,371	-
	Time Extention Fee		6,453,296	-
	Heba Fee		10,812,006	-
	Non Construction Fee		2,895,401	-
	Miscellaneous Income		3,342,979	44,516,778
	Design fee		75,000	-
	Shop & Market rent		44,844	-
	Bank Interest		421,734	-
	Contractor renewal fee		32,500	-
	Tender Sales		274,584	-
	Installment Plot		3,774,419	-
	Installment House		1,967,190	-
	Rate & Taxes		647,794	-
	Sale of Lease Agreement		8,540	-
	Sale of prospectus		288,000	-
	Sale of Waste or Scrap		1,358,287	-
	Accured installment		11,852,341	-
	Sales of side plan		7,040	-
	Fund Received		-	3,592,544,515
	Received From GoB		-	113,198,656
	Total		3,819,857,684	6,554,523,391
24.00	Cost of Sales			
	Opening Balance		89,563,754	-
	Add: Project Cost for the year		4,858,548,788	-
	Less: Adjustments		2,545,896,826	-
	Cost of Sales		2,402,215,716	-
25.00	Administrative Expense			
	A. Salary and Allowance		156,580,542	153,758,713
	Officers Salary		46,469,171	56,149,994
	Employees salary		41,284,450	50,651,837
	Charge Allowance		75,680	-



Notes	Particulars	Sub-Notes	Amount in BDT	
			30 June 2017	30 June 2016
	Conveyance Allowance		577,587	643,418
	Education allowance		1,879,958	703,200
	House Rent Allowance		43,402,134	25,923,679
	Medical Allowance		6,072,780	3,520,223
	Mobile Phone Allowance		59,400	-
	Tiffin Allowance		522,788	721,440
	Washing Allowance		47,800	-
	Festival Allowance		10,598,865	12,195,507
	Overtime Allowance		1,901,984	229,682
	Bangla Nababarsha Allowance		1,364,797	1,670,941
	Other Allowance		651,618	1,348,792
	Motor Vehicle Repair Allowance		789,314	-
	Refreshment Allowance		42,900	-
	Telephone Encashment Expense		789,314	-
	Higher Allowance		50,000	-
	B. Supply & Services		174,603,015	4,643,119,218
	Work Charge/Master roll salary		48,447,777	23,342,304
	Ansar & security guard		5,925,193	17,069,947
	Lam Grant		-	-
	Rest & Recreation		1,270,880	3,069,308
	Mohargo bonus		-	2,082,661
	Travel allowance		2,237,168	1,304,327
	Telephone & Fax		572,284	781,960
	Water		3,372,330	8,144,053
	Gas & fuel		4,937,848	1,194,250
	Computer & Photocopy		312,560	101,024
	Legal expense		3,077,193	4,869,956
	Postage		22,000	26,000
	Stationary expense		2,207,498	-
	Office equipment repair		25,000	-
	Other expense		593,199	1,187,562
	Other office expense		124,966	308,188
	Municipal Tax		4,439,030	-
	Land Tax		6,746,516	-
	Electricity		7,883,339	9,705,637
	Training Expense		776,685	43,000
	Miscellaneous Expenses		-	4,051,788
	Rates & Taxes		-	21,309,469
	Other Payments		-	4,537,720,518
	Entertainment		472,440	-
	Vehicle repair expense		2,499,330	929,657
	Petrol and Lubricant		2,608,826	5,877,610
	Advertisement		136,321	-
	Profit Payment to Government		50,000,000	-
	Foreign Training		2,201,585	-
	Appoinment Expense		54,600	-
	World Habitat Day		65,997	-
	Bad Debts		23,592,449	-
	Total (A+B)		331,183,556	4,796,877,931
26.00	Repair & Maintenance Expense		13,361,379	4,637,017
	Repair & Maintenance Expense		13,361,379	4,637,017



Notes	Particulars	Sub-Notes	Amount in BDT	
			30 June 2017	30 June 2016
27.00	Depreciation Expense		65,463,847	228,107,843
28.00	Other Income		156,234,059	-
29.00	Interest on FDR		670,508,897	513,484,267
30.00	Interest on Bank		55,246,158	73,345,242
31.00	Financial Expense			
	Bank Charge		837,833	594,067
	Excise Duty on FDR Interest		1,278,000	-
			2,115,833	594,067
32.00	Income Tax	32.01	71,701,883	61,375,856
32.01	Income Tax			
	TDS on Bank Interest		5,882,297	5,066,426
	TDS on FDR Interest		65,819,585	56,309,430
			71,701,883	61,375,856



National Housing Authority
Schedule of Property, Plant & Equipment
As at 30 June 2017

Particulars	Cost				Rate (%)	Depreciation				Written down value as on 30.06.2017
	Balance as on 01.07.2016	Addition during the year	Disposal during the year	Balance as on 30.06.2017		Balance as on 01.07.2016	Depreciation charged during the year	Adjustment during the year	Balance as on 30.06.2017	
Land and Land Development	22,274,809,200	-	-	22,274,809,200	0%	-	-	-	-	22,274,809,200
Building & Other Constructions	4,122,668,069	-	-	4,122,668,069	5%	60,604,533	-	2,971,181,947	2,971,181,947	1,151,486,122
Vehicle & Machinery	102,142,005	-	-	102,142,005	20%	3,826,381	-	86,836,481	86,836,481	15,305,524
Plant & Machinery	1,049,000	-	-	1,049,000	20%	61,594	-	802,624	802,624	246,376
Furniture & Fixtures	5,488,030	-	-	5,488,030	20%	6,269	-	5,462,953	5,462,953	25,077
Office Equipment	16,620,592	2,500,000	-	19,120,592	6%	965,070	-	4,001,163	4,001,163	15,119,429
Total (As at 30 June 2017)	26,522,776,896	2,500,000	-	26,522,776,896		65,463,847	-	3,068,285,169	3,068,285,169	23,456,991,728
Total (As at 30 June 2016)	26,467,727,137	55,049,759	-	26,522,776,896		228,107,843	-	3,002,821,322	3,002,821,322	23,519,955,574



National Housing Authority
Division wise Statement of Profit or Loss and Other Comprehensive Income
For the year ended 30th June 2017

Particulars	Head Office	Dhaka Circle	Chittagong Circle	Rajshahi Circle	EM Division	Dhaka Division 1	Dhaka Division 2	Mirpur Gr. Division 2	Chittagong Division	Dinajpur Division	Khulna Division	Sylhet Division	Rajshahi Division	Total
Revenue	3,691,713,847	-	-	-	-	12,871,488	1,636,359	597,000	41,454,829	4,384,498	27,187,168	16,998,369	23,014,126	3,919,857,684
Cost of Sales	2,402,215,716	-	-	-	-	-	-	-	-	-	-	-	-	2,402,215,716
Less: Expenses	206,069,487	1,802,000	4,018,791	2,174,807	8,018,344	29,065,709	42,902,572	20,400,890	28,218,326	11,131,894	22,675,947	15,236,569	18,293,446	410,008,782
Administrative Expense	140,605,641	1,802,000	4,018,791	2,174,807	6,518,344	29,065,709	39,154,658	18,400,890	25,719,111	10,517,644	21,675,947	14,236,569	17,293,446	331,183,556
Repair & Maintenance Expense	-	-	-	-	1,500,000	-	3,747,914	2,000,000	2,499,215	614,250	1,000,000	1,000,000	1,000,000	13,361,379
Depreciation Expense	65,463,847	-	-	-	-	-	-	-	-	-	-	-	-	65,463,847
Gross Profit/Loss	3,485,644,360	(1,802,000)	(4,018,791)	(2,174,807)	(8,018,344)	(16,194,221)	(41,266,213)	(19,803,890)	13,236,503	(6,747,396)	4,511,221	1,761,800	4,720,680	1,007,633,185
Add: Non-Operating Income	836,907,755	-	-	-	196,632	7,248,742	10,432,801	4,878,878	9,442,761	2,974,730	3,878,845	1,705,739	4,322,232	881,989,114
Other Income	156,234,059	-	-	-	-	-	-	-	-	-	-	-	-	156,234,059
FDR Interest Received	670,508,897	-	-	-	196,632	7,248,742	10,432,801	4,878,878	9,442,761	2,974,730	3,878,845	1,705,739	4,322,232	670,508,897
Bank Interest Received	10,164,799	-	-	-	-	-	-	-	-	-	-	-	-	10,164,799
Less: Non-Operating Expense	1,367,952	-	-	2,650	5,300	90,767	163,165	80,157	58,175	60,431	110,585	74,943	101,708	2,115,833
Financial Expense	1,367,952	-	-	2,650	5,300	90,767	163,165	80,157	58,175	60,431	110,585	74,943	101,708	2,115,833
Net Profit/Loss before Tax	4,321,184,164	(1,802,000)	(4,018,791)	(2,177,457)	(7,827,012)	(9,036,246)	(30,996,577)	(15,005,168)	22,621,089	(3,833,098)	8,279,481	3,392,595	8,941,204	1,887,506,467
Less: Tax on Bank Interest	66,870,531	-	-	-	19,663	865,665	983,221	629,221	974,416	302,008	418,115	173,581	465,461	71,701,883
Tax Deducted at Source	66,870,531	-	-	-	19,663	865,665	983,221	629,221	974,416	302,008	418,115	173,581	465,461	71,701,883
Net Profit/Loss after Tax	4,254,313,632	(1,802,000)	(4,018,791)	(2,177,457)	(7,846,675)	(9,901,910)	(31,979,799)	(15,634,390)	21,646,673	(4,135,106)	7,861,365	3,219,014	8,475,743	1,815,804,584



National Housing Authority
Schedule of Fixed Deposit Receipt
As on 30 June 2017

SL. No	Bank Name & Branch	FDR Number	Opening Date	Maturity Date	Principal Amount	Opening Balance	Addition	Encashment	Adjustment	Interest	TDS	Excise Duty	Closing Balance
1	Agrani Bank Ltd. Principal Br. Dhaka	01100815/10993-3	01/08/12	01/08/17	30,000,000	44,620,598	-	-	-	-	-	-	44,620,598
2	Agrani Bank Ltd. Dolyerpar Br. Dhaka	002767/4665	11/26/15	11/26/16	24,235,675	24,228,175	-	-	-	-	-	-	24,228,175
3	Agrani Bank Ltd. Green road corporate Br. Dhaka	0534602/020004317898	04/23/15	04/23/17	60,856,090	65,481,581	-	-	-	3,928,895	392,889	30,000	68,987,587
4	Agrani Bank Ltd. Green road corporate Br. Dhaka	0534606/0200004324457	04/29/15	04/29/17	20,662,126	22,227,779	-	-	-	-	-	-	22,227,779
5	Agrani Bank Ltd. Green road corporate Br. Dhaka	11A-0534628/0200005075670/686	06/15/15	06/14/17	60,851,090	65,202,368	-	-	-	-	-	-	65,202,368
6	Agrani Bank Ltd. Malibagh Br. Dhaka	093601/0/0200005097180/187	07/06/15	07/06/17	15,401,269	15,401,269	-	(1)	1,232,102	123,210	7,500	7,500	16,502,661
7	Agrani Bank Ltd. Malibagh Br. Dhaka	093601.5/0200005197010/020000519-7003	07/26/15	07/26/18	181,106,958	181,106,958	-	-	10,676,416	1,067,641	-	-	203,725,433
8	Agrani Bank Ltd. Malibagh Br. Dhaka	0535260/0200003825599/0200003825606	12/24/14	12/24/15	50,000,000	54,035,000	-	-	-	-	-	-	54,035,000
9	Agrani Bank Ltd. New Eskaton Br. Dhaka	200005638720	10/12/15	10/12/16	60,000,000	60,000,000	-	-	-	6,029,294	602,929	-	65,426,364
10	Agrani Bank Ltd. New Eskaton Br. Dhaka	0576231/0200005638719/0200005638720	10/12/15	10/12/16	60,000,000	60,000,000	-	-	-	6,029,294	602,929	15,000	65,411,364
11	Agrani Bank Ltd. New Eskaton Br. Dhaka	0576240/0200006247991	02/02/16	02/02/17	24,232,500	24,232,500	-	-	-	2,108,455	210,845	7,500	26,122,609
12	Agrani Bank Ltd. New Eskaton Br. Dhaka	0576242/0200006250160	02/02/16	02/02/17	9,934,301	9,934,301	-	-	-	745,073	74,507	1,500	10,603,366
13	Agrani Bank Ltd. New Eskaton Br. Dhaka	0576241/0200006249983	02/03/16	02/03/17	3,038,499	3,038,499	-	-	-	227,887	22,789	1,500	3,242,098
14	Agrani Bank Ltd. New Eskaton road Br. Dhaka	0576207/0200003829610/0200003829609	12/30/14	12/30/15	50,000,000	54,042,500	-	-	-	4,053,188	405,319	15,000	57,675,369
15	Agrani Bank Ltd. New Eskaton road Br. Dhaka	0576206/0200003829579/0200006829580	12/30/14	12/30/15	50,000,000	54,042,500	-	(3,647,869)	-	-	-	15,000	57,675,369
16	Agrani Bank Ltd. New Eskaton road Br. Dhaka	0576216/0200003855927	01/18/15	01/18/17	105,823,319	114,397,170	-	-	-	9,952,321	995,233	15,000	123,339,258
17	Agrani Bank Ltd. Principal Br. Dhaka	5639267	10/13/15	10/12/16	60,000,000	59,985,000	-	-	-	-	-	-	59,985,000
18	Agrani Bank Ltd. New Eskaton Br. Dhaka	0576249/0200017771828	11/27/16	11/27/24	25,852,039	-	25,852,039	-	-	-	-	7,500	25,844,539
19	Agrani Bank Ltd., Malibagh Branch, Dhaka	63036	07/01/16	06/30/23	50,000,000	-	50,000,000	-	-	-	-	-	50,000,000
20	Agrani Bank Ltd., Malibagh Branch, Dhaka	0936036/0200005644784/0200005644798	10/15/15	10/14/16	60,000,000	-	60,000,000	-	-	4,500,000	450,000	15,000	64,035,000
21	Bangladesh Commerce Bank Ltd. Gulshan Br. Dhaka	A145439/1081	08/02/12	08/02/16	10,000,000	13,478,783	-	-	-	1,145,697	114,570	15,000	14,494,910
22	Bangladesh Krishi Bank, Kawran Bazar Corporate Br. Dhaka	582266/33664	10/30/11	10/30/16	20,000,000	29,861,216	-	-	-	2,239,591	223,959	7,500	31,869,348
23	Bangladesh Krishi Bank, Khamarbari Br. Dhaka	584512/2269	09/26/11	09/26/16	23,550,439	34,954,545	-	-	-	2,783,626	417,544	7,500	37,313,127
24	Bangladesh Krishi Bank, Local Principal Br. Dhaka	591267/15376	11/03/11	11/03/14	80,000,000	119,010,609	-	-	94,940,165	1,204,122	120,412	12,000	-
25	Bangladesh Krishi Bank, Local Principal Office, Dhaka	591060/4001-0330151699	03/29/11	03/29/17	106,541,900	170,216,607	-	(13,000)	11,916,213	1,191,621	15,000	15,000	180,941,199



Sl. No	Bank Name & Branch	FDR Number	Opening Date	Maturity Date	Principal Amount	Opening Balance	Addition	Encashment	Adjustment	Interest	TDS	Excise Duty	Closing Balance
26	Bangladesh Krishi Bank, Local Principal Office, Dhaka	591062/151715	04/04/11	04/04/17	14,317,391	22,758,568	-	-	-	1,479,307	147,931	7,500	24,082,444
27	Bangladesh Krishi Bank, Local Principal Office, Dhaka	591224/15333	09/15/11	09/15/16	65,236,303	96,851,223	-	-	-	7,749,298	774,930	15,000	103,810,591
28	Bangladesh Krishi Bank, Local Principal Office, Dhaka	672633/18028	10/10/13	10/10/16	33,365,000	40,111,292	-	-	-	3,008,909	300,891	7,500	42,811,810
29	Bangladesh Krishi Bank, Mirpur Br., Dhaka	583672/1843	03/27/11	03/27/17	50,000,000	79,908,444	-	-	-	5,593,591	559,359	15,000	84,927,676
30	Bangladesh Krishi Bank, Tajmohal road Mohammadpur, Dhaka	577278/2007	01/02/08	01/02/17	93,272,000	191,798,068	-	-	709,499	15,094,354	1,438,482	15,000	204,729,441
31	Bangladesh Krishi Bank, Tajmohal road Mohammadpur, Dhaka	577278/2008	01/08/08	01/08/17	2,521,000	5,175,965	-	-	-	388,197	38,820	1,500	5,523,842
32	Bangladesh Krishi Bank, Tajmohal road Mohammadpur, Dhaka	615213/2204/4105-03322047	04/04/11	04/04/17	100,000,000	159,210,145	-	-	6,510,780	16,859,439	1,034,866	15,000	168,508,938
33	Bangladesh Krishi Bank, Mohammadpur Branch, Dhaka	577274/20085	01/08/08	01/08/09	4,788,015	-	4,788,015	-	-	819,253	81,926	1,500	5,523,842
34	Bank Asia Ltd. Easaton Garden Br. Dhaka	08355000092	07/02/15	01/02/17	68,277,494	70,705,484	-	70,705,484	-	-	-	-	-
35	Bank Asia Ltd. Paribug Br. Dhaka	0286949/50	12/02/14	12/02/16	33,229,977	33,229,977	-	-	-	6,313,696	631,370	20,000	38,892,303
36	Bank Asia Ltd. BSMU Branch Dhaka	0287221/08355000327	01/02/17	01/02/23	48,722,786	-	48,722,786	-	-	-	-	-	48,722,786
37	Bank Asia Ltd. Paribug Br. Dhaka	0287103/207/08355000207	10/08/15	10/08/17	50,000,000	50,000,000	-	-	-	-	-	-	50,000,000
38	Basic Bank Ltd. Bongshal road Br. Dhaka	085029/0618-01-0009411/2016	01/26/16	01/26/17	22,395,000	22,395,000	-	-	-	1,679,625	167,963	7,500	23,899,163
39	Basic Bank Ltd. Dhamondi Br. Dhaka	725357/2818-01-0000117	09/14/09	01/28/17	40,000,000	82,975,859	-	-	(407,843)	6,253,778	625,378	15,000	88,997,102
40	Basic Bank Ltd. Dilkusha Branch, Dhaka	1518010010938	12/23/15	12/23/15	50,000,000	50,000,000	-	57,663,038	(4,045,000)	4,053,375	405,338	30,000	-
41	Basic Bank Ltd. Gulshan Br. Dhaka	027826/2118-01-0003557	09/27/12	09/27/16	30,000,000	43,181,032	-	-	2,893,222	3,223,025	322,302	7,500	43,181,033
42	Basic Bank Ltd. Jessore Br	020955/2006/03005828/1818010000601	09/11/06	09/11/16	15,600,000	34,705,417	-	-	337,291	2,749,450	274,945	7,500	36,835,131
43	Basic Bank Ltd. Jessore Branch	057975/1818-01-0010575	11/08/15	11/08/16	14,400,000	14,400,000	-	-	-	1,080,000	108,000	7,500	15,364,500
44	Basic Bank Ltd. Jessore Branch	1818-01-0011071	11/08/15	05/18/17	28,000,000	28,000,000	-	-	-	1,680,000	168,000	7,500	29,504,500
45	Basic Bank Ltd. Jessore Branch, Dhaka	044654/1818-01-0010005	04/23/16	04/24/17	20,000,000	20,000,000	-	-	(1,522,500)	1,345,156	134,516	7,500	22,725,641
46	Basic Bank Ltd. Main Br. Dhaka	040798/03023604/0218-01-0002430	05/11/10	09/10/16	130,000,000	244,835,951	-	-	-	19,586,876	1,958,688	15,000	262,449,139
47	Basic Bank Ltd. Main Br. Dhaka	040775/03023386/0218-01-0002241	06/04/10	06/04/17	50,000,000	102,933,496	-	107,069,891	885,005	5,612,667	561,267	30,000	-
48	Basic Bank Ltd. Main Br. Dhaka	061359/0218-01-0005931	03/20/12	03/20/17	150,000,000	204,574,656	-	-	(15,634,962)	13,763,101	688,155	15,000	233,269,564
49	Basic Bank Ltd. Main Branch, Dhaka	106478/0218-01-0019782	04/25/16	04/25/17	89,123,164	89,123,164	-	-	-	5,570,198	557,020	15,000	94,121,342
50	Basic Bank Ltd. Main Branch, Dhaka	106303/0218-01-0019938	06/20/16	06/19/17	36,764,147	36,764,147	-	38,568,972	-	2,022,028	202,203	15,000	-
51	Basic Bank Ltd. Mirpur Br	030613/03005128/04/2218-01-0000252	09/14/09	09/14/16	10,000,000	18,802,090	-	-	-	1,504,167	150,417	7,500	20,148,340



SL. No	Bank Name & Branch	FDR Number	Opening Date	Maturity Date	Principal Amount	Opening Balance	Addition	Encashment	Adjustment	Interest	TDS	Excise Duty	Closing Balance
52	Basic Bank Ltd. Mirpur Br	030612/03005113/2218-01-0000246	09/14/09	09/14/16	10,000,000	18,986,463	-	-	184,373	1,504,167	150,417	7,500	20,148,340
53	Basic Bank Ltd. Mirpur Br	030620/03005191/09/2218010000298/11	01/06/10	01/06/17	20,000,000	38,110,439	-	-	16,727	2,857,028	285,703	7,500	40,657,537
54	Basic Bank Ltd. Mirpur Br	030828/2218-01-0002121/11	09/22/16	09/22/16	39,218,328	58,469,643	-	-	-	4,677,571	467,757	15,000	62,664,457
55	Basic Bank Ltd. Mirpur Br. Dhaka	045541/2218-01-0004948/12	10/21/16	10/21/16	784,206,731	1,049,268,327	-	-	-	78,695,125	7,869,512	15,000	1,120,078,939
56	Basic Bank Ltd. Rajshahi Br	001586/55/08/0318-01-0001283	10/12/09	10/12/16	10,000,000	18,845,786	-	-	153,478	1,401,923	140,192	7,500	19,946,539
57	Basic Bank Ltd. Shantinagar Br. Dhaka	029457/03008570/0918-01-0000-925	08/12/08	08/12/16	101,489,250	193,909,403	-	-	2,154,218	15,340,415	1,534,041	15,000	205,546,559
58	Basic Bank Ltd. Shantinagar Br. Dhaka	029458/03008581/0918-01-0000-931	08/12/08	08/12/16	101,055,050	193,079,515	-	-	2,145,039	15,274,758	1,527,476	15,000	204,666,758
59	Basic Bank Ltd. Shantinagar Br. Dhaka	029459/03008592/0918-01-0000-948	08/12/08	08/12/16	83,795,600	160,091,426	-	169,679,698	1,780,140	12,664,903	1,266,490	30,000	-
60	Basic Bank Ltd. Shantinagar Br. Dhaka	029847/0918-01-0004310	08/02/12	08/02/16	100,000,000	143,970,309	-	-	9,655,654	10,745,172	1,074,517	15,000	143,970,310
61	Basic Bank Ltd. Shantinagar Br. Dhaka	066568/0918-01-000-6239	03/05/13	03/05/17	40,000,000	52,412,428	-	-	-	3,668,870	366,887	15,000	55,699,411
62	Basic Bank Ltd. Sholashahar Br. Ctg	032161/24180100000840	09/15/09	09/15/16	10,000,000	19,025,417	-	-	184,752	1,507,253	150,725	7,500	20,189,693
63	Basic Bank Ltd. Sholashahar Br. Dhaka	032111/0300010952418-01-0000371	09/12/08	09/12/16	119,450,000	266,582,264	-	-	2,592,712	21,119,164	2,111,916	15,000	282,981,799
64	Basic Bank Ltd. Sholashahar Br. Dhaka	032137/03001346/2418-01-0000177	01/23/09	01/23/17	20,046,588	41,519,357	-	-	(93,047)	3,120,930	312,093	7,500	44,413,741
65	BASIC BANK LTD., Main Branch, Motijheel, Dhaka.	056043/0218-01-00-11881	08/25/13	08/25/16	50,000,000	-	-	-	(60,365,510)	4,829,241	482,924	15,000	64,696,827
66	BRAC Bank Ltd. Matijheel Br. Dhaka	1505303529630000	06/20/16	06/19/17	2,000,000	20,000,000	-	20,000,000	-	-	-	-	-
67	Dhaka Bank Ltd. Nandipara Br, Khilgaon, Dhaka	266517	04/07/16	04/07/17	100,000,000	100,000,000	-	-	-	6,000,000	150,000	15,000	105,835,000
68	Exim Bank Ltd. Matijheel, Dhaka	0682868/00160101000026	05/12/16	05/12/17	43,390,000	43,390,000	-	-	-	3,145,775	314,578	-	46,221,198
69	Exim Bank Ltd. Matijheel Br. Dhaka	046782/724-00160100515453	08/02/12	08/02/16	30,000,000	40,222,762	-	-	-	3,620,049	362,005	-	43,480,805
70	Exim Bank Ltd. New Eskaton Br. Dhaka	0681178/014-601-00-23128-6	06/08/16	09/07/16	17,477,670	17,477,670	-	17,477,670	-	-	-	-	-
71	Exim Bank Ltd. New Eskaton Br. Dhaka	0681186/014-601-00-23154-2	06/13/16	09/12/16	20,821,370	20,821,370	-	20,821,370	-	-	-	-	-
72	Exim Bank Ltd. New Eskaton Br. Dhaka	0681185/014-601-00-23155-9	06/13/16	09/12/16	35,948,881	35,948,881	-	35,948,881	-	-	-	-	-
73	First security Islami Bank Ltd. Malibug Br. Dhaka	0936681/017424600000166	12/29/14	12/29/16	41,284,074	45,172,919	-	48,722,786	-	3,952,630	395,263	7,500	-
74	First security Islami Bank Ltd. Malibug Br. Dhaka	0936679/017424600000167	12/30/14	12/30/16	15,245,550	16,673,755	-	17,979,313	-	1,458,954	145,895	7,500	-
75	First security Islami Bank Ltd. Mohakhali Br. Dhaka	10324600028790	02/24/14	02/24/17	50,000,000	60,489,497	-	64,542,032	-	4,536,150	453,615	30,000	-
76	First security Islami Bank Ltd. Mohakhali Br. Dhaka	0784299/010324600028795	03/12/14	03/12/17	110,000,000	133,096,815	-	142,050,344	-	9,981,699	998,170	30,000	-
77	First Security Islami Bank Ltd. Mohammadpur Ring Road Br. Dhaka	0987555/013324600001818	09/16/15	09/16/16	10,000,000	10,000,000	-	10,000,000	-	-	-	-	-



Annexure B

SL. No	Bank Name & Branch	FDR Number	Opening Date	Maturity Date	Principal Amount	Opening Balance	Addition	Encashment	Adjustment	Interest	TDS	Excise Duty	Closing Balance
78	First security Islami Bank Ltd. Narayanganj Br. Narayanganj	0284124/24600000009	06/24/12	12/23/16	23,850,240	35,648,498	-	38,039,519	-	2,673,357	267,336	15,000	-
79	First Security Islami Bank Ltd. Rupnagar Br. Dhaka	0992808/022324600000213	06/08/16	06/07/17	35,979,085	35,979,085	-	-	(724,700)	2,698,413	269,826	7,500	38,400,172.86
80	ICB Islami Bank Ltd. Uttara Br. Dhaka	0030158/003008000-1259-8-000-30158	06/15/16	12/14/16	1,00,00,000	10,366,000	-	-	-	314,954	23,622	12,000	11,370,033
81	ICB Islami Bank Ltd. Mirpur Br. Dhaka	3003500036460	12/27/16	12/27/17	20,000,000	-	20,000,000	-	-	-	-	-	20,000,000
82	ICB Islami Bank Ltd. Karwan Bazar Br. Dhaka	3002400039061	10/06/16	10/06/17	20,000,000	-	20,000,000	-	-	-	-	-	20,000,000
83	ICB Islami Bank Ltd. Uttara Br. Dhaka	3003810002598	06/15/16	06/15/17	10,000,000	-	10,000,000	-	-	825,914	82,591	7,500	10,735,822
84	ICB Islami Bank Ltd., Kawran Bazar Branch, Dhaka.	0028337/003002400039061-000-28337	10/06/16	10/06/17	20,000,000	-	20,000,000	-	-	-	-	-	20,000,000
85	ICB Islami Bank Ltd., Mirpur Branch, Dhaka.	0030723/00300350003646000030723	12/27/16	12/26/17	20,000,000	-	20,000,000	-	-	-	-	-	20,000,000
86	IFIC Bank Ltd. Lalmatia Br. Dhaka	1218376	04/12/16	04/12/17	44,962,040	44,962,040	-	-	-	2,922,333	292,253	15,000	47,577,319
87	IFIC Bank Ltd. Lalmatia Br. Dhaka	1217727	06/23/15	06/22/17	17,227,808	18,569,390	-	-	-	1,207,010	120,701	7,500	19,648,199
88	IFIC Bank Ltd. Lalmatia Br. Dhaka	1217726	06/23/15	06/22/17	53,445,231	57,624,043	-	-	-	3,745,563	374,556	15,000	60,980,049
89	IFIC Bank Ltd. Matijheel Br. Dhaka	1247380/1001-573023-200	12/24/14	06/24/17	50,000,000	56,024,714	-	-	-	3,641,606	364,161	-	59,302,160
90	IFIC Bank Ltd. Matijheel Br. Dhaka	1265762	12/27/15	12/27/16	79,965,709	79,965,804	-	-	-	5,997,435	599,744	30,000	85,333,496
91	IFIC Bank Ltd. Matijheel Br. Dhaka	1247380	06/24/16	06/25/17	56,024,714	56,024,714	-	56,024,714	-	-	-	-	-
92	IFIC Bank Ltd. Santinagar Br. Dhaka	1264627	01/26/16	01/26/17	30,000,000	30,000,000	-	-	-	1,950,000	195,000	7,500	31,747,500
93	IFIC Bank Ltd. Motijheel Br. Dhaka	1273048	11/21/16	11/21/17	10,000,000	-	10,000,000	-	-	-	-	-	10,000,000
94	IFIC Bank Ltd. Motijheel Br. Dhaka	1273139	01/03/17	01/03/18	17,979,313	-	17,979,313	-	-	-	-	-	17,979,313
95	Janata Bank Ltd. Janata Bhaban Cr. Br. Dhaka	003043512	10/13/15	10/12/16	50,000,000	49,992,500	-	-	-	3,750,000	375,000	15,000	53,352,500
96	Janata Bank Ltd., Janata Bhawan Corporate Branch, Dhaka.	0760329/0030044565	07/25/16	07/25/17	17,548,404	-	17,548,404	-	-	-	-	7,500	17,540,904
97	Janata Bank, Foreign exchange corporate Br.	313702/55017384	01/08/12	01/18/16	30,000,000	44,621,912	-	44,621,912	-	-	-	-	-
98	Janata Bank, Janata Bhaban corporate Br, Dhaka	275756/003033244	06/29/11	06/29/17	50,000,000	80,060,546	-	83,993,543	-	4,403,330	440,333	30,000	-
99	Janata Bank, Janata Bhaban corporate Br, Dhaka	275758/003033268	06/30/11	06/30/17	2,988,773	4,782,615	-	5,016,355	-	263,044	26,304	3,000	-
100	Janata Bank, Janata Bhaban Corporate Br, Dhaka	0558090/003043218	07/26/15	07/26/17	1,115,816,362	1,115,816,362	-	-	-	89,265,309	8,926,531	30,000	1,196,125,140
101	Janata Bank, Janata Bhaban Corporate Br, Dhaka	0558094/3043257	08/03/15	08/03/16	125,689,837	125,674,837	-	-	-	10,055,187	1,005,519	15,000	134,709,505
102	Janata Bank, Janata Bhaban Corporate Br, Dhaka	0760128/003043575	11/02/15	11/02/16	135,412,411	135,397,411	-	-	-	10,155,930	1,523,390	15,000	144,014,951
103	Janata Bank, Janata Bhaban Corporate Br, Dhaka	0558017/003042507	01/25/16	01/25/17	122,232,760	132,118,613	-	-	-	9,908,896	990,890	15,000	141,021,619



Annexure B

SL. No	Bank Name & Branch	FDR Number	Opening Date	Maturity Date	Principal Amount	Opening Balance	Addition	Encashment	Adjustment	Interest	TDS	Excise Duty	Closing Balance
104	Janata Bank, Janata Bhaban Corporate Br. Dhaka	0760176/003044045	02/18/16	02/18/17	51,445,405	51,445,405	-	-	-	3,601,178	540,177	15,000	54,491,406
105	Janata Bank, Janata Bhaban Corporate Br. Dhaka	0558084/003043/56	05/07/16	07/05/17	74,420,107	74,420,107	-	-	-	5,953,608	595,361	30,000	79,748,354
106	Janata Bank, Janata Bhaban corporate Br. Dhaka	0558062/003042941	05/15/15	05/17/17	60,856,030	65,237,942	-	-	-	3,914,276	587,141	15,000	68,550,077
107	Janata Bank, Janata Bhaban corporate Br. Dhaka	0558070/003043028/003043028	05/16/15	05/26/17	65,209,379	69,905,756	-	-	-	4,194,345	629,152	15,000	73,455,949
108	Janata Bank, Nabab abdul goni road Br. Dhaka	0723197/9837	02/10/16	02/10/17	36,661,182	36,661,182	-	36,661,182	-	-	-	-	-
109	Madhumati Bank Ltd. Matijheel Br. Dhaka	0002157/110125500000140	06/30/14	12/30/16	104,238,751	124,825,338	-	-	-	8,737,249	873,725	15,000	132,673,862
110	Madhumati Bank Ltd. Matijheel Br. Dhaka	0001394/110125500000209	08/19/14	08/19/16	100,000,000	110,325,000	-	-	943,300	10,481,231	104,823	15,000	119,743,108
111	Madhumati Bank Ltd. Matijheel Br. Dhaka	000025/110125500000003	10/01/13	10/01/16	50,000,000	60,850,145	-	-	-	5,780,764	578,076	15,000	66,037,832
112	Madhumati Bank Ltd. Matijheel Br. Dhaka	1101255000000018/10	01/21/14	01/21/16	20,000,000	24,041,592	-	-	-	1,923,177	192,318	7,500	25,764,952
113	NCC Bank Ltd. Bangshal Road Br. Dhaka	0264972/100715/0330028629	09/15/15	09/16/16	10,000,000	10,000,000	-	-	-	850,000	85,000	-	10,765,000
114	NCC Bank Ltd. Matijheel Principal Br. Dhaka	0271940/00020330348822	08/30/15	08/30/16	13,459,320	13,459,320	-	14,481,458	-	1,201,244	171,606	7,500	-
115	NRBC Bank Ltd. Principal Br. Matijheel, Dhaka	0101478000000002	08/07/16	08/07/17	42,495,147	-	42,495,147	-	-	-	-	-	42,495,147
116	NRBC Bank Ltd. Mirpur Br. Dhaka	0016748/0129-71200000004	07/22/15	07/23/17	150,000,000	16,180,013	-	17,548,404	-	1,537,101	153,710	15,000	-
117	One Bank Ltd. Mirpur Br. Dhaka	OBL192749/A/C0114120021926	06/15/16	09/14/16	2,00,00,000	20,000,000	-	-	-	1,172,125	117,213	7,500	21,047,412
118	One Bank Ltd. Mirpur Br. Dhaka	OBL192749/A/C0114120021915	06/15/16	09/14/16	2,00,00,000	20,000,000	-	-	-	1,172,125	117,213	7,500	21,047,412
119	One Bank Ltd. Mirpur Br. Dhaka	OBL 0114120023976	03/27/17	03/27/25	10,000,000	-	10,000,000	-	-	137,500	13,750	-	10,123,750
120	One Bank Ltd. Mirpur Br. Dhaka	OBL 0114120023965	03/27/17	03/27/25	10,000,000	-	10,000,000	-	-	137,500	13,750	-	10,123,750
121	Premier Bank Ltd. Gulshan Ring Road Br. Dhaka	0179940/168-246-000000007	08/04/14	08/04/16	65,804,571	71,701,982	-	77,495,147	5,897,411	13,362,996	1,632,420	40,000	-
122	Premier Bank Ltd. Basundhara Br. Dhaka	0155-279000000015	08/31/16	08/31/25	14,481,458	-	14,481,458	-	-	-	-	-	14,481,458
123	Pubali Bank Ltd. Bashabo Branch	0921104227317	07/01/16	07/01/18	10,000,000	-	10,000,000	-	-	-	-	-	10,000,000
124	SBAC Bank Ltd. Banani Br. Dhaka	1242000109208	02/12/16	11/12/16	15,000,000	15,520,025	-	15,520,025	-	-	-	-	-
125	SBAC Bank Ltd. Banani Br. Dhaka	0020723/0124400015618181	06/08/16	06/07/17	17,349,248	17,341,748	-	17,341,748	-	-	-	-	-
126	SBAC Bank Ltd. Principal Br. Dhaka	1242000109208	02/12/16	11/12/16	15,000,000	15,537,214	-	15,537,214	-	-	-	-	-
127	SIBL Principal Br. Dhaka	10092266/5330039243	08/02/12	08/02/16	50,000,000	67,573,568	-	-	-	6,081,621	608,162	-	73,047,027
128	SIBL Rampura Br. Dhaka	10290023/0415310020423	06/16/16	09/14/16	1,00,00,000	10,000,000	-	-	-	644,779	64,478	-	10,580,301
129	Sonali Bank Ltd. Local office Br. Dhaka	0803207/55031121	08/03/15	08/03/16	259,342,539	259,327,539	-	-	-	20,747,403	2,074,740	15,000	277,985,201.67



Annexure B

SL. No	Bank Name & Branch	FDR Number	Opening Date	Maturity Date	Principal Amount	Opening Balance	Addition	Encashment	Adjustment	Interest	TDS	Excise Duty	Closing Balance
130	Sonali Bank Ltd. Local office Br. Dhaka	0803156/55030627	06/10/15	06/10/17	99,321,957	106,458,138	-	112,176,877	15,000	6,387,488	638,749	15,000	-
131	Sonali Bank Ltd. Local office Br. Dhaka	0803160/55030668	06/15/15	06/15/17	66,146,493	70,894,040	-	74,373,295	15,000	3,899,172	389,917	15,000	-
132	Sonali Bank Ltd. Motijheel Br. Dhaka	0803189/55030949	07/15/15	07/16/17	52,789,752	52,774,752	-	-	-	4,223,180	422,318	15,000	56,560,614.13
133	Standard Bank Ltd. Karwanbazar Br. Dhaka	20055000055	04/24/16	04/24/17	100,000,000	100,000,000	-	100,000,000	-	-	-	-	-
134	Standard Bank Ltd. Karwanbazar Br. Dhaka	20055000111	01/05/17	01/05/22	74,396,742	-	74,396,742	-	-	-	-	-	74,396,742
135	Standard Bank Ltd. Karwanbazar Br. Dhaka	186162/20055000062	05/12/16	05/12/17	30,849,243	30,849,243	-	-	-	-	-	-	30,849,243
136	Standard Bank Ltd. New Eskaton Br. Dhaka	162742/08155000244	07/20/15	01/20/17	33,572,577	33,572,577	-	-	-	-	-	-	33,572,577
137	Standard Bank Ltd. Newskaton Branch, Dhaka.	162802/08155000304	08/07/16	11/07/16	35,000,000	-	35,000,000	-	-	-	-	-	35,000,000
138	Trust Bank Ltd. Mohakhali Br. Dhaka	206136/0074-033000-2207	09/20/15	09/20/16	30,000,000	30,000,000	-	-	-	2,400,000	240,000	7,500	32,152,500
139	United Commercial Bank Ltd. Teigaon Br. Dhaka	10414040000000207	08/04/16	08/04/23	26,257,123	-	26,257,123	-	-	-	-	-	26,257,123
140	United Commercial Bank Ltd. Teigaon Br. Dhaka	0489400/10414040000000171	08/04/15	08/04/16	24,347,276	24,347,276	-	26,037,998	-	1,886,913.85	188,691.39	7,500.00	-
Total =					8,433,996,560	9,536,381,363	547,521,027	1,581,241,024	32,547,633	670,508,897	65,819,585	1,278,000	9,073,525,044



National Housing Authority

Schedule of Bank Balance

As on 30 June 2017

Annexure C

Head Office

SL. NO.	Name of the Bank	30 June 2017	30 June 2016
1	Basic Bank Ltd. - Dhaka Main Br, - 836	-	89,182
2	Basic Bank Ltd. - Dhaka Main Br, - 894	-	11,718,063
3	Basic Bank Ltd. - Dhaka Main Br. - 619	-	624,940
4	Basic Bank Ltd. - 300	-	-
5	One Bank PLC A/C: 0113000000066	603,078	-
6	One Bank PLC A/C: 0541020007099	-	-
7	One Bank PLC A/C: 0113000000805	-	-
8	One Bank PLC A/C: 0543000000289	-	-
9	One Bank PLC A/C: 0113000000022	2,242,681	-
10	One Bank PLC A/C: 0541020008455	-	-
11	One Bank PLC A/C: 0113000000077	115,243,725	51,782,677
12	One Bank PLC A/C: 0113000000055	4,586,052	124,278,886
13	One Bank PLC A/C: 0113000000199	22,664,506	-
14	One Bank PLC A/C: 0115034300005	15,840,554	6,754,120
15	Basic Bank PLC A/C: 2816-01-0000218	5,183,874	6,119,327
	Unreconcile Balance	(282,522,122)	-
	Total =	(116,157,653)	201,367,194

EM Division

SL. NO.	Name of the Bank	30 June 2017	30 June 2016
1	Basic Bank Ltd. - Dhaka Main Br. - 0000859	-	-
2	Basic Bank Ltd. - Dhaka Main Br. - 0000745	1,091,138	-
3	Sonali Bank PLC - Supreme Court Br. - 1907	144,387,076	59,910,531
4	One Bank PLC - Mirpur Br. - 179	3,692,736	5,914,819
5	One Bank PLC - Mirpur Br. - 521	-	-
	Unreconcile Balance	(82,850,779)	-
	Total =	66,320,171	65,825,350

Dhaka Division 1

SL. NO.	Name of the Bank	30 June 2017	30 June 2016
1	Basic Bank Ltd. - Mirpur Br. - STD-2216.01-0000211	-	2,940,673
2	Basic Bank Ltd. - Mirpur Br. - STD-2216.01-0000301	163,985	1,148,558
3	Basic Bank Ltd. - Mirpur Br. - STD-2216.01-0000717	-	8,725
4	Basic Bank Ltd. - Mirpur Br. - STD-2216.01-0000233	688,036	1,487,399
5	Basic Bank Ltd. - Mirpur Br. - STD-2216.01-0000240	-	522,368
6	Basic Bank Ltd. - Mirpur Br. - STD-2216.01-0000318	-	786,806
7	Basic Bank Ltd. - Mirpur Br. - STD-2216.01-0000331	1,059,278	7,951,663
8	Basic Bank Ltd. - Mirpur Br. - STD-2216.01-0000324	-	3,898
9	Basic Bank Ltd. - Mirpur Br. - STD-2216.01-0000541	2,461,826	3,348,236
10	Basic Bank Ltd. - Mirpur Br. - STD-2216.01-0000564	-	2,249,871
11	Basic Bank Ltd. - Mirpur Br. - STD-2216.01-0000593	7,667,910	7,309,419
12	Basic Bank Ltd. - Mirpur Br. - STD-2216.01-0000603	-	368,391
13	Basic Bank Ltd. - Mirpur Br. - STD-2216.01-0000610	-	163,722
14	Basic Bank Ltd. - Mirpur Br. - STD-2216.01-0000701	-	7,882,515
15	Basic Bank Ltd. - Mirpur Br. - STD-2216.01-0000045	13,999,922	17,569,190
16	One Bank PLC - Mirpur Br. - 13	6,946,219	12,902,941



SL. NO.	Name of the Bank	30 June 2017	30 June 2016
17	Modhumoti Bank Ltd. - 00024	25,993,651	21,954,032
18	NRB Commercial Bank PLC - 0003	143,782,445	66,032,844
19	NRB Commercial bank PLC - 0007	849,365	-
20	NRB Commercial bank PLC - 0013	-	-
21	ONE bank PLC - 0722	-	-
22	Modhumoti bank Ltd. - 0012	11,102,979	-
	Unreconcile Balance	25,445,070	-
Total =		240,160,685	154,631,249

Dhaka Division 2

SL. NO.	Name of the Bank	30 June 2017	30 June 2016
1	Basic Bank Ltd. - 556	16,913,471	30,361,032
2	Basic Bank Ltd. - 514	20,369,130	444,072
3	Basic Bank Ltd. - 111	-	3,306
4	Basic Bank Ltd. - 343	6,903,579	5,879,857
5	Basic Bank Ltd. - 409	-	-
6	Sonali Bank PLC - 372	-	1,134,937
7	Basic Bank Ltd. - 311	-	1,766,182
8	Basic Bank Ltd. - 253	-	-
9	Basic Bank Ltd. - 364	115,883,018	109,679,585
10	Basic Bank Ltd. - 262	-	389,044
11	Basic Bank Ltd. - 262	-	21,197,212
12	Basic Bank Ltd. - 291	45,609	45,348
13	Basic Bank Ltd. - 227	20,791,222	20,103,050
14	Basic Bank Ltd. - 231	703,985	711,643
15	Basic Bank Ltd. - 156	1,847,723	3,162,814
16	Basic Bank Ltd. - 224	4,363,163	2,754,012
17	Basic Bank Ltd. - 541	601,494	3,162,198
18	Basic Bank Ltd. - 191	24,837,299	14,048,146
19	Janata Bank PLC - 486	-	-
20	Janata Bank PLC - 511	2,443,623	-
21	Basic Bank Ltd. - 504	370,172	6,129,145
22	Basic Bank Ltd. - 327	972,987	1,040,397
23	One Bank Ltd. - 22	-	4,412,951
24	One Bank PLC - 11	7,062,435	6,479,448
25	One Bank PLC - 56	2,802,725	18,906,789
26	Basic Bank Ltd. - 218	5,183,874	-
27	One Bank PLC - 519	-	-
28	Mercantile Bank PLC - 427	7,282,616	-
29	Mercantile Bank PLC - 463	14,977,834	-
30	Mercantile Bank PLC - 214 (Old)	-	-
31	Mercantile Bank PLC - 214 (New)	-	-
32	Shahjalal Islami Bank PLC - 823	-	-
33	One Bank PLC - 187	-	-
34	Basic Bank Ltd. - 783	4,922,946	-
35	Basic Bank Ltd. - 796	-	-
36	Basic Bank Ltd. - 760	-	-
37	Basic Bank Ltd. - 866	-	-
38	Basic Bank Ltd. - 819	-	-
39	Social Islami Bank PLC - 098	-	-
40	Basic Bank Ltd. - 132	-	-



SL. NO.	Name of the Bank	30 June 2017	30 June 2016
41	NRB Bank PLC - 898	-	-
42	One Bank PLC - 314	-	-
43	Basic Bank Ltd. - 359	20,898,555	-
	Unreconcile Balance	21,876,419	-
	Total =	302,053,878	251,811,168

Mirpur Gr. Division 2

SL. NO.	Name of the Bank	30 June 2017	30 June 2016
1	Basic Bank Ltd. - 0262	-	32,755,808
2	Basic Bank Ltd. - 0506	-	573,166
3	Basic Bank Ltd. - 0587	1,675,683	840,580
4	Basic Bank Ltd. - 0626	6,374,121	3,806,954
5	Basic Bank Ltd. - 0632	-	465,738
6	Basic Bank Ltd. - 0678	-	-
7	Basic Bank Ltd. - 0691	-	1,854,854
8	Basic Bank Ltd. - 0051	-	2,344,991
9	Basic Bank Ltd. - 0895	1,294,086	14,898,618
10	Basic Bank Ltd. - 0848	77,220,733	5,698,518
11	Basic Bank Ltd. - 0558	278,269	1,728,508
12	Basic Bank Ltd. - 0571	-	771,648
13	Basic Bank Ltd. - 0741	-	312,447
14	Basic Bank Ltd. - 0496	5,741,623	10,698,881
15	One Bank PLC - 0021	-	141,409
16	One Bank PLC - 0215	49,119,402	50,877,457
17	One Bank Ltd. - Chairman A/C: 0113000000474	-	-
19	Basic Bank Ltd. - Chairman A/C: 2216-01-0000211 (Closed)	-	-
20	Agrani Bank Ltd. - Chairman A/C: 0200009903489	4,074,240	-
21	Basic Bank Ltd. - Dohar Flat A/C: 2216-01-0000762	2,244,296	-
22	Basic Bank Ltd. - Dhanmondi Flat A/C: 6416-01-0000181	-	-
23	Basic Bank Ltd. - Dohar Flat A/C: 2216-01-0001231	-	-
24	One Bank Ltd. - Ananda Nagar A/C: 0115034300048	13,575,089	-
25	Brac Bank Ltd. - Grihosuchona A/C: 1549103915802001	-	-
	Unreconcile Balance	(29,658,462)	-
	Total =	131,939,080	127,769,577

Chittagong Division

SL. NO.	Name of the Bank	30 June 2017	30 June 2016
1	Basic Bank Ltd. - Sholoshahar Br. - STD 0000129	152,313,749	18,460,536
2	Basic Bank Ltd. - Sholoshahar Br. - STD 0001254	10,962,266	7,225,478
3	Basic Bank Ltd. - Sholoshahar Br. - STD 0000414	888,117	6,879,389
4	Basic Bank Ltd. - Sholoshahar Br. - STD 0000408	-	-
5	Basic Bank Ltd. - Sholoshahar Br. - STD 0000141	29,028,989	90,777,765
6	Basic Bank Ltd. - Sholoshahar Br. - STD 0000572	129,415,378	145,915,312
7	Basic Bank Ltd. - Sholoshahar Br. - STD 0000436	-	6,012,122
8	Basic Bank Ltd. - Sholoshahar Br. - STD 0000472	-	-
9	One Bank PLC - CDA Avenue Br. - 9007	8,651,215	8,389,902
10	National Bank Ltd. - Jublee Road Br. - 1294	-	3,245,084
11	National Bank Ltd. - Jublee Road Br. - 1303	-	-
12	National Bank Ltd. - Jublee Road Br. - 1311	-	-
13	National Bank Ltd. - Jublee Road Br. - 1278	1,473,466	75,950,390
14	IFIC Bank Ltd. - CDA Avenue Br. - 041	23,840,214	7,204,175
15	Social Islami Bank PLC - Alanker Moon Br. - 127	391,121	382,593



SL. NO.	Name of the Bank	30 June 2017	30 June 2016
16	Social Islami Bank PLC - Alanker Moon Br. - 138	26,828,729	9,634,030
17	Agrani Bank PLC - Khushi Br. - 16	-	-
18	Mercantile Bank PLC - 9364	-	-
19	Mercantile Bank PLC - 9362	15,922,517	-
20	Mercantile Bank PLC - 363	-	-
21	Mercantile Bank PLC - 1031	-	-
22	Basic Bank Ltd. - 1202	-	-
23	National Bank Ltd. - 9035	-	-
24	Union Bank PLC - 0204	-	-
25	Basic Bank Ltd. - 0874	6,012,122	-
26	Mercantile Bank PLC - 1163	-	-
27	Social Islami Bank PLC - 1097	-	-
	Unreconcile Balance	43,454,299	-
	Total =	449,182,183	380,076,776

Dinajpur Division

SL. NO.	Name of the Bank	30 June 2017	30 June 2016
1	Jamuna Bank Ltd. - Dinajpur Br. - 558	61,542,718	20,781,318
2	Basic Bank Ltd. - Bogura Br. - 215	793,910	1,338,440
3	Basic Bank Ltd. - Bogura Br. - 280	70,225	69,269
4	Jamuna Bank Ltd. - Dinajpur Br. - 567	2,035,113	1,006,302
5	Jamuna Bank Ltd. - Dinajpur Br. - 576	2,067,698	1,037,071
6	Jamuna Bank Ltd. - Dinajpur Br. - 585	145,843	145,679
7	Jamuna Bank Ltd. - Dinajpur Br. - 594	50,587	50,972
8	Jamuna Bank Ltd. - Dinajpur Br. - 601	3,194,997	3,240,663
9	Jamuna Bank Ltd. - Dinajpur Br. - 647	1,599,128	115,253
10	Southeast Bank Ltd. - Dinajpur Br. - 022	74,513,195	79,926,336
11	Southeast Bank Ltd. - Dinajpur Br. - 0078	5,632,626	1,146,590
12	Southeast Bank Ltd. - Dinajpur Br. - 0083	698,920	233,478
13	Basic Bank Ltd. - Bogura Br. - 3061	60,528	61,828
14	Mercantile Bank PLC - 8787	2,050,000	-
15	Mercantile Bank PLC - 4353	-	-
16	Union Bank PLC - 127	-	-
	Unreconcile Balance	(42,689,999)	-
	Total =	111,765,490	109,153,199

Khulna Division

SL. NO.	Name of the Bank	30 June 2017	30 June 2016
1	Basic Bank Ltd. - Khulna Br. - 220	7,946,436	5,799,974
2	Basic Bank Ltd. - Khulna Br. - 447	2,792,964	2,506,138
3	Basic Bank Ltd. - Khulna Br. - 631	2,040,876	7,014,945
4	Basic Bank Ltd. - Khulna Br. - 626	1,855,756	1,796,168
5	Sonali Bank Ltd. - Faridpur Br. - 142 (Basic Bank - 142)	9,734,119	5,823,924
6	Basic Bank Ltd. - Jessore Br. - 0000060	31,679,111	14,931,505
7	Basic Bank Ltd. - Jessore Br. - 212	506,755	492,310
8	Basic Bank Ltd. - Barisal Br. - 0054	3,590,424	2,565,109
9	Basic Bank Ltd. - Barisal Br. - 168	459,384	445,603
10	Sonali Bank Ltd. - Potuakhali Br. - 00066	6,137,932	5,784,165
11	One Bank PLC - 00474	-	-
12	Sonali Bank PLC - 0046	355,624	-
13	Sonali Bank PLC - 00158	3,667,221	-
14	NRB Commercial Bank PLC - 00015	-	-



SL. NO.	Name of the Bank	30 June 2017	30 June 2016
15	United Commercial Bank PLC - 00055	-	-
16	Modhumoti Bank PLC - 00040	-	-
17	Community Bank PLC - 72301	-	-
18	Basic bank Ltd. - 00401	1,386,953	-
19	Basic bank Ltd. - 00476	3,580,220	-
20	Basic bank Ltd. - 00453	77,369,088	-
21	Basic bank Ltd. - 00855	158,946	-
22	Basic bank Ltd. - 00925	749,735	-
23	Basic bank Ltd. - 00436	-	-
24	Basic bank Ltd. - 00527	-	-
25	Basic bank Ltd. - 00506	-	-
26	Basic bank Ltd. - 00499	-	-
27	Basic bank Ltd. - 00511	-	-
28	Basic bank Ltd. - 00483	-	-
29	Basic bank PLC - 0093	101,206	-
30	Basic bank PLC - 00392	844,082	-
	Unreconcile Balance	(104,436,847)	-
	Total =	50,519,983	47,159,839

Sylhet Division

SL. NO.	Name of the Bank	30 June 2017	30 June 2016
1	Basic Bank Ltd. - Chairman - A/C No: 0716-01-0000206	466,791	1,521,967
2	Sonali Bank PLC - Chairman - A/C No: 1502110000009	1,677,138	1,407,364
3	Basic Bank Ltd. - Chairman - A/C No: 1716-01-00000-94	197,610	4,052,593
4	Prime Bank Ltd. - Chairman - A/C No: 14331010002977	1,064,751	9,019,321
5	Basic Bank Ltd. - Chairman - A/C No: 378	-	18,773
6	Basic Bank Ltd. Account No: 391	-	49,351
7	One Bank Ltd. Account No: 007-102-0000-941	748,123	1,708,975
8	One Bank Ltd. - Chairman - A/C No: 0073000000143	12,566,645	10,209,964
9	One Bank Ltd. Account No: 007-102-0000-919	10,135,891	-
10	Basic Bank PLC. Account No: 0716-010-0000-580	9,536,415	33,151,733
11	Dhaka Bank Ltd. - Chairman - A/C No: 0151150000000484	5,798,578	1,759,622
12	Dhaka Bank Ltd. Account No: 0151-150-000000-550	366,440	609,442
13	Prime Bank Ltd. Account No: 1433-103-0000-043	-	6,047,371
14	Prime Bank Ltd. Account No: 1433-104-0003-357	-	867
15	Basic Bank PLC. Account No: 0716-01-0000-384	4,214,807	1,358,389
16	Prime Bank Ltd. - Chairman - A/C No: 2109313001988	-	-
17	Union Bank Ltd. - Chairman - A/C No: 0111210001592	-	-
18	Prime Bank Ltd. Account No: 2014-3316-003-146	862,701	-
19	Bank Asia Ltd. Account No: 019-36000-126	-	-
20	Bank Asia Ltd. Account No: 058-36000-113	-	-
21	Bank Asia Ltd. Account No: 019-36000-138	-	-
22	Union Bank Ltd. Account No: 0111-210001-603	-	-
	Unreconcile Balance	42,359,042	-
	Total =	89,994,931	70,915,732

Rajshahi Division

SL. NO.	Name of the Bank	30 June 2017	30 June 2016
1	Basic Bank Ltd. - Rajshahi Br. - 0316-01-0000032	1,881,686	880,038
2	Basic Bank Ltd. - Rajshahi Br. - 0316-01-0000061	1,908,987	1,061,370
3	Basic Bank Ltd. - Rajshahi Br. - 0316-01-0000091	7,331,692	28,621,123
4	Basic Bank Ltd. - Rajshahi Br. - 0316-01-0000237	7,926,405	5,131,188

SL. NO.	Name of the Bank	30 June 2017	30 June 2016
5	Basic Bank Ltd. - Rajshahi Br. - 0316-01-0000271	1,898,168	1,319,706
6	Basic Bank Ltd. - Rajshahi Br. - 0316-01-0000405	2,707,847	9,513,221
7	Basic Bank Ltd. - Rajshahi Br. - 0316-01-0000411	3,338,431	10,499,089
8	Janata Bank PLC - Kushtia Br. - 11	26,106,451	15,757,435
9	Basic Bank Ltd. - Rajshahi Br. - 0316-01-0000101	7,592,955	7,342,478
10	Basic Bank Ltd. - Rajshahi Br. - 0316-01-0002866	369,090	359,404
11	Basic Bank Ltd. - Rajshahi Br. - 0316-01-0000084	1,533,716	1,753,483
12	Basic Bank Ltd. - Rajshahi Br. - 0316-01-0000078	3,343,692	1,069,174
13	One Bank PLC - Rajshahi Br. - 2996	12,630,190	25,950,115
14	Basic Bank Ltd. - 0055	4,529,984	-
15	Basic Bank Ltd. - 0250	2,156,002	-
16	Basic Bank Ltd. - 0266	16,303,218	-
17	Basic Bank Ltd. - 0377	80,302	-
18	One Bank PLC - 0206	-	-
19	One Bank PLC - 0179	-	-
20	One Bank PLC - 0217	-	-
	Unreconcile Balance	11,538,632	-
	Total =	113,177,450	109,257,822

Rajshahi Circle

SL. NO.	Name of the Bank	30 June 2017	30 June 2016
1	Basic Bank Limited - 2559	4,339,278	-
	Unreconcile Balance	(4,339,278)	-
	Total =	-	-

Dhaka Circle

SL. NO.	Name of the Bank	30 June 2017	30 June 2016
1	One Bank PLC - 0183	647,640	-
	Unreconcile Balance	(647,640)	-
	Total =	-	-

Chittagong Circle

SL. NO.	Name of the Bank	30 June 2017	30 June 2016
1	Basic Bank Limited - 1407	4,457,272	-
	Unreconcile Balance	(4,457,272)	-
	Total =	-	-

Summary of Bank Balance:

SL. NO.	Name of the Bank	30 June 2017	30 June 2016
1	Total Bank Balance	1,845,885,137	1,517,967,938
2	Total Unreconcile Balance	(406,928,939)	-
	Total Cash and Cash Equivalents	1,438,956,198	1,517,967,938

