


Annual Report 2023-24

বিপ্লবের
অপ্রতিরোধ্য গতিতে ...
আলোকিত উত্তরবঙ্গ
গড়ার প্রত্যয়ে ...



Northern Electricity Supply PLC.
(An Enterprise of Bangladesh Power Development Board)

ଜୁলাই-୨୦୨୮
ବିସ୍ମୃତ
ସକଳ ଅର୍ଥୀମାନଙ୍କୁ
ବିନୟନ ଅନୁରୋଧ

Contents

**Notice of the
19th Annual General Meeting**

page
06

page
08 - 09

Chairman's Message

**From the Desk of
Managing Director**

page
10 - 11

page
12 - 13

Board of Directors

**Committees
of the Board**

page
16 - 17

page
18 - 19

**Profile of the
Company**





Senior Management

page
20 - 21

page
22 - 23

Operational Area

Directors' Report

page
24 - 61

page
62 - 151

Audit Report 2023-24

Event Photographs

page
153 - 162

page
163

List of Abbreviations



Hon'ble Advisor, Ministry of Power, Energy and Mineral Resources is delivering speech at a seminar titled "Role of Smart Grid in the Future Power System".



Mr. Muhammad Fouzul Kabir Khan, Advisor to the Ministry of Power, Energy, and Mineral Resources is having a discussion session with foreign delegates.



Adviser to the Ministry of Power, Energy, and Mineral Resources presiding over a views exchange meeting with the Chairman and Managing Directors of companies under the Power Division.

Notice of Annual General Meeting 2024



বিদ্যুৎ ব্যবহারে সাক্ষরী হোন

নর্দান ইলেকট্রিসিটি সাপ্লাই পিএলসি
Northern Electricity Supply PLC.
(An Enterprise of Bangladesh Power Development Board)
কোম্পানি সচিবালয়
Bidyut Bhaban, Hetem Khan, Rajshahi-6000

Memo- 27.29.0000.082.06.001.24-187

Date: 12-11-2024

Notice of the 19th Annual General Meeting.

Notice is hereby given that the 19th Annual General Meeting of Northern Electricity Supply PLC. will be held on Monday, 9 December 2024 at 5.30 P.M. at Bijoy Hall, Bidyut Bhaban (14th Floor), 1, Abdul Gani Road, Dhaka-1000 to transact the following business:

Agenda:

1. To receive, consider and adopt the Directors' report and Audited Financial Statements of the company for the year ended 30 June, 2024 and Auditors' reports thereon.
2. To elect/reelect Directors in accordance with the provision of the Articles of Association of the company.
3. To appoint Statutory Auditors for the year 2024-2025 and to fix their remuneration.
4. To transact any other business with the permission of the Chairman.

By order of the Board

Mst. Ismat Ara
Company Secretary
NESCO

Note: A Shareholder entitled to attend/join and vote at the Annual General Meeting may appoint a proxy to attend/join instead of him. The Proxy Form, duly completed and stamped, must be deposited at the company's registered office not later than 48 hours before the meeting.



Shaping
the future
together

A moment from our Board of
Directors meeting

Chairman's Message



**Esteemed Shareholders,
Distinguished Guests,
Colleagues, Assalamulaikum,**

I am honoured to welcome you to this Annual General Meeting of Northern Electricity Supply PLC (NESCO) for the financial year ending June 2024.

Let me give you a brief run-down of our significant achievements in the past year and our strategic directions for the year ahead.

Performance Overview

Like the previous years, this year too, NESCO has continued to distribute reliable and sustainable power to millions of homes and businesses across its service areas. Despite the ongoing global economic uncertainties and challenges that have hit the energy sector hard, we have made considerable strides in enhancing our operational efficiency and service delivery. Our team has worked tirelessly to increase the reliability of the power distribution system within the prescribed regulatory system. In addition, we are trying to adopt innovative solutions that would benefit both our customers and our shareholders.

We have witnessed significant growth in our customer base with both residential and commercial segments showing steady demand.

Financial Performance

Despite enormous challenges, we continued to thrive this year. We have seen improvements in both revenue and profitability, driven by strategic pricing policies, operational improvements, and effective cost management. We are committed to maintain strong financial health and make suitable investments for attaining desired growth.

Sustainability and Innovation

Sustainability remains at the core of our strategy. As part of our commitment to the environment and future generations. Green energy is our priority, we are also focusing on improving energy efficiency and investing in renewable energy. Our efforts in promoting energy conservation among our customers are already bearing fruit, and we plan to expand these initiatives significantly in the coming years.

Innovation is another key pillar of our strategy. We are leveraging the latest technologies in smart grids, automation and data analytics to improve the performance of our network and also capacity building. These technological advancements not only enhance operational efficiency but also improve overall customer experience, making it easier for our consumers to monitor and manage their energy consumption.

Challenges

In the face of multifarious challenges like volatilities in the global energy market, fluctuating fuel prices, supply chain disruptions and regulatory changes, create certified professionals is a crying need which is also is our prior consideration, we remain confident that our long-term strategy, focused on diversification, innovation, and sustainable growth, will help us overcome these challenges.

Acknowledgments and Gratitude

We owe, whatever success we have achieved, to our employees, who continue to demonstrate exceptional commitment and professionalism in discharging their duties. We thank our board of directors for their farsighted guidance.

I am thankful to our valued shareholders for your continued support. I believe, with the help of all we will move ahead and achieve our desired goals.

I must be grateful to our Honorable Adviser, Ministry of Road Transport and Bridges, Ministry of Railways, and Ministry of Power, Energy & Mineral Resources, Mr. Muhammad Fouzul Kabir Khan and respected Secretary, Ministry of Power, Energy and Mineral Resources Ms. Farzana Mamtaz for their valuable advices and continuous guidance.

Thank you.



Md Rezanur Rahman

Chairman, NESCO

&

Additional Secretary, Power Division

From the desk of
Managing Director



Bismillahir Rahmanir Rahim

Dear valued customers, hon'ble shareholders, respected directors of the board, management team, colleagues, and employees of NESCO, it is a privilege to present the Annual Report of Northern Electricity Supply PLC. (NESCO) for the Fiscal Year 2023-2024, during our 19th Annual General Meeting. This report highlights our continuous commitment to provide satisfactory service to our customers while contributing to a sustainable power distribution system in the northern part of Bangladesh.

Over the past few years, NESCO has made significant achievements in ensuring reliable electricity, customer-centric service and attaining sustainable growth, which remains at the core of our mission. With the evolving energy landscape, we are embracing innovative solutions to meet the growing demand for renewable energy, aligning with the United Nations Sustainable Development Goals (SDGs), and focusing on clean energy and zero carbon emissions to build a greener, and a more resilient future.

At NESCO, our goal is to contribute to the socio-economic development of northern Bangladesh with reliable, uninterrupted electricity. We are working on automation of the distribution system, which will enable us to achieve effective load balancing and demand management, timely complaint resolution, and transparent financial reconciliation more effectively and efficiently. These advancements will also improve performance management, helping us serve our customers better and in a sustainable manner.

As a final note of thanks, I would like to extend my heartfelt thanks to my dedicated colleagues for their relentless efforts in taking NESCO to the next level. We also express our gratitude to the Power Division, our Board Members, and our shareholders for their continued support and guidance, without which we could not have achieved this level of success. Finally, I thank our valued customers for entrusting us with this mission.

Let us all continue working together on this journey of growth and development to create a better future. (বিপ্লবের অপ্রতিরোধ্য গতিতে আলোকিত উত্তরবঙ্গ গড়ার প্রত্যয়।)



Zakiul Islam

Managing Director
NESCO

Board of Directors



MR. MD REZANUR RAHMAN
Additional Secretary &
Chairman, NESCO



DR. MOHAMMED AMJED HOSSAIN
Joint Secretary &
Director, NESCO



MR. MD. KHALILUR RAHMAN
Joint Secretary &
Director, NESCO



MR. MD. SHARIFUL ISLAM
Joint Secretary &
Director, NESCO



MR. MD. SHAMSUL ALAM
Member, Company Affairs
Director, NESCO



**MR. MD. MAHBUBUR
RAHMAN**
Deputy Secretary &
Director, NESCO



MR. FIROZ HASAN
Deputy Secretary &
Director, NESCO



**MR. MAHBUB HOSSAIN
SHAHEED**
Director, NESCO



DR. KAHLED HAMID CHOWDHURY
Associate Dispute Management Specialist
Director, NESCO



DR. MD. SHAHIDUZ ZAMAN
Professor, RUET &
Director, NESCO



MR. MOHAMMED SALIM
Senior Financial Specialist &
Director, NESCO



MR. ZAKIUL ISLAM
Managing Director, NESCO

Former Chairman



DR. SYED MASUM AHMED CHOUDHURY, NDC

Additional Secretary

Tenure

January 23, 2023 – June 27, 2024



FAIYEZ AHAMED

Additional Secretary, Power Division

Tenure

June 27, 2024 – November 11, 2024





Committees of the Board

Administrative Affairs Committee

SL	Name & Designation	Ministry/Organization	Position in Board
01	Mr. Md Rezanur Rahman Additional Secretary & Chairman, NESCO	Power Division, Ministry of Power, Energy & Mineral Resources	Convener
02	Dr. Mohammed Amjed Hossain Joint Secretary & Director, NESCO	Power Division, Ministry of Power, Energy & Mineral Resources	Member
03	Mr. Md. Khalilur Rahman Joint Secretary, Member (Administration) & Director, NESCO	Bangladesh Power Development Board	Member
04	Mr. Zakiul Islam Managing Director	Northern Electricity Supply PLC.	Member

Project Steering Committee

SL	Name & Designation	Ministry/Organization	Position in Board
01	Md Rezanur Rahman Additional Secretary & Chairman, NESCO	Power Division, Ministry of Power, Energy & Mineral Resources	Convener
02	Dr. Mohammed Amjed Hossain Joint Secretary & Director, NESCO	Power Division, Ministry of Power, Energy & Mineral Resources	Member
03	Mr. Md. Shariful Islam Joint Secretary & Director, NESCO	Power Division, Ministry of Power, Energy & Mineral Resources	Member
04	Mr. Md. Shamsul Alam Member (Company Affairs) & Director NESCO	Bangladesh Power Development Board	Member
05	Mr. Eradul Haque Joint Secretary	Power Division, Ministry of Power, Energy & Mineral Resources	Member
06	Mr. Md. Mahbubur Rahman Deputy Secretary & Director NESCO	Power Division, Ministry of Power, Energy & Mineral Resources	Member
07	Mr. Zakiul Islam Managing Director	Northern Electricity Supply PLC.	Member

Audit Committee

SL	Name & Designation	Ministry/Organization	Position in Board
01	Mr. Md. Khalilur Rahman Joint Secretary, Member (Administration) & Director NESCO	Bangladesh Power Development Board	Convener
02	Mr. Md. Mahbubur Rahman Deputy Secretary & Director NESCO	Power Division, Ministry of Power, Energy & Mineral Resources	Member
03	Mr. Md. Firoz Hasan Deputy Secretary & Director NESCO	Finance Division, Ministry of Finance	Member
04	Mr. Zakiul Islam Managing Director	Northern Electricity Supply PLC.	Member

Procurement & Tender Document Review Committee

SL	Name & Designation	Ministry/Organization	Position in Board
01	Mr. Md. Shamsul Alam Member (Company Affairs) & Director NESCO	Bangladesh Power Development Board	Convener
02	Mr. Md. Shariful Islam Joint Secretary & Director NESCO	Power Division, Ministry of Power, Energy & Mineral Resources	Member
03	Mr. Md. Firoz Hasan Deputy Secretary & Director NESCO	Finance Division, Ministry of Finance	Member
04	Mr. Zakiul Islam Managing Director	Northern Electricity Supply PLC.	Member

Profile of the Company

- 01. Name**
Northern Electricity Supply PLC.
- 02. Date of Registration**
3rd August 2005
- 03. Certification of Incorporation Number**
C-58433/(439)/05
- 04. Commencement of Operation**
1st October 2016
- 05. VAT Registration Number**
001293137-1101
- 06. Taxpayer's Identification Number**
328135896520
- 07. Trade License Number**
05-B-0516
- 08. Geographical Area**
Rajshahi Division and Rangpur Division comprising of 16 districts and 39 upazilas excluding REB areas.
- 09. Number of Distribution Offices**
60
- 10. Total Number of Customers**
20,15,844 (June-2024)
- 11. Monthly Electricity Import (Average)**
410.273 MkWh (FY-2023-2024)
- 12. Monthly Electricity Purchase (Average)**
Tk. 293.938 Crore (FY-2023-2024)
- 13. Monthly Electricity Sold (Average)**
375.092 MkWh (FY-2023-2024)
- 14. Monthly Electricity Sold (Average)**
Tk. 324.322 Crore (FY-2023-2024)





Profile of the Company

15. System Loss

8.58 % (FY-2023-2024)

16. Maximum Load Demand (Actual)

Max Demand 915.00 MW (June-2024)

17. Authorized Capital

Tk. 5000 (Five Thousand) Crore
(50 Crore Shares @ Tk.100 each)

18. Paid-up Capital

Tk. 22,42,28,82,800
(22,42,28,828 shares @ Tk. 100 each)

19. Fixed Asset

Tk. 4057.90 Crore

20. Current Asset

Tk. 1655.50 Crore

21. Total Asset

Tk. 5713.40 Crore

22. Equity

Tk. 2523.88 Crore

23. Non-Current Liabilities

Tk. 2119.13 Crore

24. Current Liabilities

Tk. 1070.39 Crore

25. Total Equity and Liabilities

Tk. 5713.40 Crore

26. Net Loss after Tax

Tk. 24.87 Crore

27. Current Ratio

1.55:1

28. Quick Ratio

1.35:1

Senior Management



Mr. Md. Saifur Rahman

Deputy Secretary & Executive Director (Administration and Human Resources Development)



Sayed Golam Ahammad, FCMA
Executive Director (Finance)



Engr. Mohammad Shahid Hossain
Executive Director (Engineering)



Engr. Md. Zakir Hossain
Chief Engineer, Distribution Zone, Rajshahi



Engr. Md. Mizanur Rahman
Chief Engineer, P&D



Engr. Md. Ziaul Islam
Chief Engineer, Engineering



Engr. Shirin Yasmin
Chief Engineer, Procurement



Engr. Md. Asrafur Islam Mondul
Chief Engineer, Distribution Zone, Rangpur



Mr. Md. Rafiqul Islam
General Manager (Admin & HRD)



Mr. Mohammed Robiul Islam Siddiquee
General Manager (Finance)



Most. Ismat Ara
Senior Asst. Secretary &
Company Secretary, NESCO

Operational Area



Distribution Zone Rajshahi

District	City Corporation	Upazilas	Municipalities
Rajshahi	Rajshahi City Corporation	Paba, Godagari, Tanore	Nowhata, Katakali, Tanore, Godagari
Natore		Natore Sadar	Natore
Chapainawabganj		Chapainawabganj Sadar, Shibganj, Gomastapur, Nachol	Chapainawabganj, Rohanpur, Shibganj, Nachol
Pabna		Pabna Sadar, Ishwardi	Pabna, Ishwardi
Sirajganj		Sirajganj Sadar	Sirajganj
Bogura		Bogura Sadar, Sherpur, Dhupchachia, Shibganj, Adomdighi, Kahalu	Bogura, Sherpur, Shibganj, Dhupchachia, Kahalu, Talora, Santahar
Naogaon		Naogaon Sadar	Naogaon
Joypurhat		Joypurhat Sadar	Joypurhat



Distribution Zone Rangpur

District	Upazilas	Municipalities
Rangpur	Rangpur City Corporation	
Gaibandha	Gaibandha Sadar, Gobindaganj, Polashbari	Gaibandha, Gobindaganj, Polashbari
Kurigram	Kurigram Sadar	Kurigram
Lalmonirhat	Lalmonirhat Sadar, Kaliganj, Hatibandha, Patgram	Lalmonirhat, Patgram
Nilphamari	Nilphamari Sadar, Saidpur, Jaldhaka, Domar, Kishoreganj	Nilphamari, Jaldhaka, Domar, Saidpur
Dinajpur	Dinajpur Sadar, Parbatipur, Fulbari, Bochaganj	Dinajpur, Fulbari, Setabganj, Parbatipur
Panchagarh	Panchagarh Sadar, Tetulia	Panchagarh



Directors' Report

NESCO নর্দান ইলেকট্রিসিটি সাপ্লাই কোম্পানী পিএলসি

POWER STEERING

BOLETO
MARTIN



বগুড়া-ম
১১-০১১৬

Honorable Shareholders

On behalf of the Board of Directors, I would like to welcome you all to the 19th Annual General Meeting (AGM) of Northern Electricity Supply PLC. On this momentous occasion, I have the immense pleasure of briefing you on the company's performance, as well as the Audited financial statements and Auditor's report for the Financial Year 2023-2024.

Company Information

Company Formation

Northern Electricity Supply PLC. is registered with the Registrar of Joint Stock Companies and Firms (RJSC) as North-West Zone Power Distribution Company Ltd. (NWZPDCL) on 3rd August 2005 as per Company Act 1994.

On August 1, 2016, NWZPDCL and BPDB signed a Memorandum of Understanding (MOU) and a Provisional Power Sales and Purchase Agreement (PSPA). Afterwards, on October 1, 2016, NESCO commenced its commercial operations. On September 12, 2017, NWZPDCL was officially renamed into Northern Electricity Supply Company Limited. As per the Company Act amendment of 2020 and approval of the 103rd Board Meeting the word 'PLC.' was added after the name of the company.

Nature of Business

According to the 2016 Power Sector Master Plan (PSMP 2016), the government intends to:

- * Systematize and reinforce distribution system
- * Convert an existing distribution system to a modern distribution network by implementing GIS, DAS, and SCADA.
- * Ensure superior customer service with efficient complaint management, load balancing and uninterrupted power supply

To reach the targets set by the government, NESCO is working in its jurisdiction to ensure quality and uninterrupted electricity to its consumers. To meet the increasing demand for electricity, NESCO follows the instructions of the Power Division. In addition to that, it is sincerely working to achieve the Sustainable Development Goals (SDGs).

Jurisdiction

Northern Electricity Supply PLC., a enterprise of the Bangladesh Power Development Board (BPDB), was established with the objectives of distributing electricity to the city and municipal areas in the Rajshahi and Rangpur divisions. These include 2 city corporations, 16 districts, 39 upazilas, and 37 municipalities.

Capital Structure

Authorized Capital: Tk. 5,000 Crore divided into 50 Crore Ordinary Shares of Tk. 100 each.

Paid Up Capital: Tk. 22,422,882,800/= divided into 22,42,28,828 Ordinary Shares of Tk. 100 each.

Shareholders

Northern Electricity Supply PLC. was incorporated as a public Limited Company by shares, on 3rd August 2005 with an Authorized Capital of TK.2,500,000,000/= divided into 25,000,000

ordinary shares of Tk.100 each and paid up Capital of TK. 999,900/= divided into 9,999 ordinary shares of Tk.100 each. It is an Enterprise of the Bangladesh Power Development Board (BPDB).

By the decision of the 3rd Extra-Ordinary General Meeting held on December 29, 2021, NESCO increased its Authorized Capital of TK.5,000,00,00,000/= (Five Thousand Crore) divided into 5,00,000,000 (Fifty Crore) ordinary shares of Tk.100 each. By the decision of the 136th Board Meeting held on March 28, 2022, NESCO increased paid-up capital from TK. 999,900.00 divided into 9,999 ordinary shares of Tk.100 each per share to 1,540,91,36,500/= divided into 15,40,91,365 ordinary shares of Tk.100 each per share.

By the decision of the 152nd Board Meeting held on March 19, 2023, NESCO increased paid-up capital from TK. 1,540,91,36,500 divided into 15,40,91,365 ordinary shares of Tk.100 each per share to 19,670,382,800/= divided into 196,703,828 ordinary shares of Tk.100 each per share.

NESCO has received Tk. 275.25 crore (Two Hundred Seventy-Five Crore and Twenty-Five Lakh) from the government as equity for two projects. Following the decision made during the 174th Board of Directors meeting 2,75,25,000 ordinary shares, each valued at Tk. 100, have been issued in the name of the Secretary of the Power Department. This brings the total number of shares to 22,42,28,828.

SL	Name of Shareholders	Number of Share
1	Secretary, Power Division, Ministry of Power, Energy and Mineral Resources	10,64,94,830
2	Chairman, Bangladesh Power Development Board.	11,77,33,911
3	Member (Administration), Bangladesh Power Development Board.	10
4	Member (Finance), Bangladesh Power Development Board.	10
5	Member (Company Affairs), Bangladesh Power Development Board.	10
6	Member (P & D), Bangladesh Power Development Board.	10
7	Member (Generation), Bangladesh Power Development Board.	10
8	Member (Distribution), Bangladesh Power Development Board.	10
9	General Manager (Commercial Operation), Bangladesh Power Development Board.	5
10	Controller (Finance & Accounts), Bangladesh Power Development Board.	5
11	Secretary (Board), Bangladesh Power Development Board.	5
12	Director (Finance), Bangladesh Power Development Board.	5
13	Chairman, Board of Directors, NESCO	1
14	Finance Division, Ministry of Finance	1
15	University of Rajshahi	1
16	IEB, Rajshahi Center Rajshahi	1
17	Rajshahi Chamber of Commerce & Industries, Rajshahi	1
18	Rajshahi City Corporation	1
19	Managing Director, NESCO	1
	Total Nos of Share	22,42,28,828

Board of Directors

According to the nomination of the Power Division, Ministry of Power, Energy and Mineral Resources (MPEMR) the Board's current formation is as follows:

S.N.	Name & Designation	Ministry/Organization	Position
1.	Mr. Md Rezanur Rahman Additional Secretary	Power Division, Ministry of Power, Energy & Mineral Resources	Chairman
2.	Dr. Mohammed Amjed Hossain Joint Secretary	Power Division, Ministry of Power, Energy & Mineral Resources	Director
3.	Mr. Md. Khalilur Rahman Joint Secretary, Member (Administration)	Bangladesh Power Development Board	Director
4.	Mr. Md. Shariful Islam Joint Secretary	Power Division, Ministry of Power, Energy & Mineral Resources	Director
5.	Mr. Md. Shamsul Alam Member (Company Affairs)	Bangladesh Power Development Board	Director
6.	Mr. Md. Mahbubur Rahman Deputy Secretary	Power Division, Ministry of Power, Energy & Mineral Resources	Director
7.	Mr. Firoz Hasan Deputy Secretary	Finance Division, Ministry of Finance	Director
8.	Mr. Mahbub Hossain Shaheed Social Activist		Director
9.	Mr. Kahled Hamid chowdhury Associate, Dispute Management Specialist		Director
10.	Dr. Md. Shahiduz Zaman Professor, CSE	Rajshahi University of Engineering & Technology	Director
11.	Mr. Mohammed Salim Senior Financial Specialist		Director
12.	Mr. Zakiul Islam Managing Director	Northern Electricity Supply PLC.	Managing Director

Statutory Auditor

The financial statements for the fiscal years 2022-23 were audited by K. M. Hasan & Co., Chartered Accountants, 87 New Eskaton Road, Dhaka 1000.

Rotation of Directors

Section 91 (2) of the Company Act 1994 establishes the following guidelines for Director Rotation:
(2) Notwithstanding anything contained in the articles of a company other than a private company not less than one-third of the whole number of directors shall be persons whose period of office is liable to determination at any time by the retirement of director's rotation.

In compliance with the above-mentioned Section 91 (2), the Board of Directors of NESCO has the obligation to retire one-third of the Directors whose period of office is higher is given below:

S.N.	Name & Designation	Organization	Position	Joining date
1	Mr. Md. Khalilur Rahman Joint Secretary, Member (Administration)	Bangladesh Power Development Board	Director	27/11/2022
2	Mr. Md. Shariful Islam Joint Secretary	Power Division, Ministry of Power, Energy & Mineral Resources	Director	29/12/2021
3	Mr. Md. Shamsul Alam Member (Company Affairs)	Bangladesh Power Development Board	Director	27/09/2022
4	Mr. Md. Mahbubur Rahman Deputy Secretary	Power Division, Ministry of Power, Energy & Mineral Resources	Director	27/09/2022

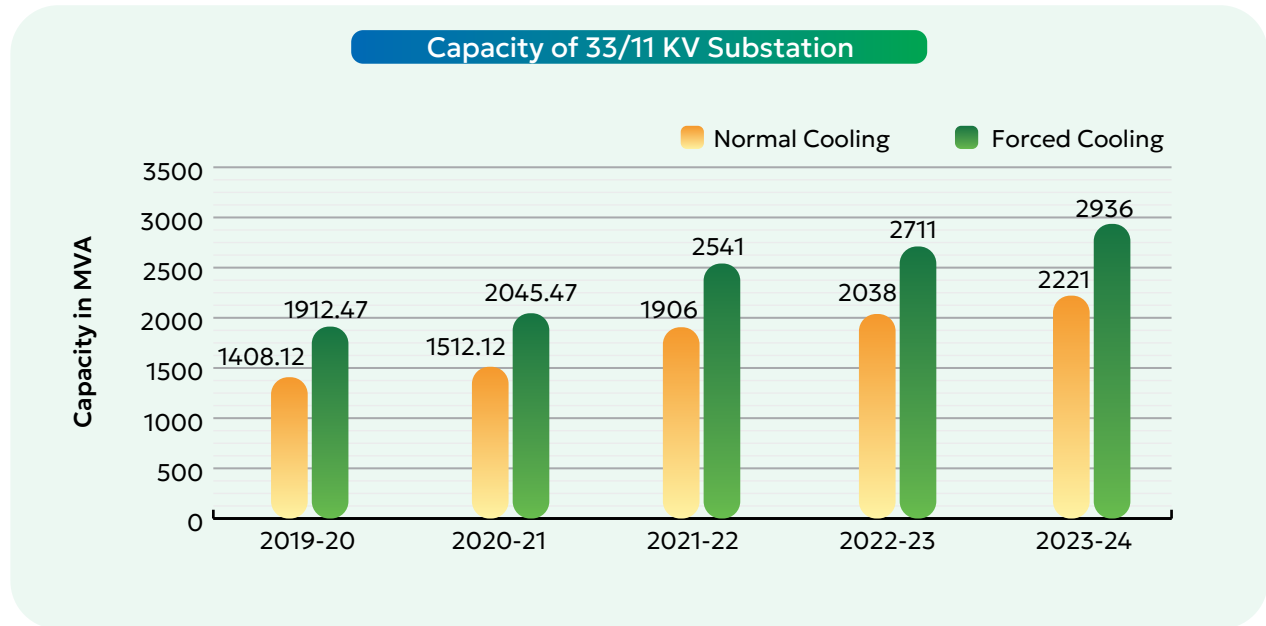
The above-mentioned Directors will retire from the Board in compliance with Section 91 (2) of Company Act 1994 & Articles 83-88 of Article of Association (AOA) of NESCO & statutory requirement of RJSC and they may, if eligible as per Section 85, be re-elected in the 18th Annual General Meeting of the Company.

Technical and Commercial Highlights (For Last Five years)

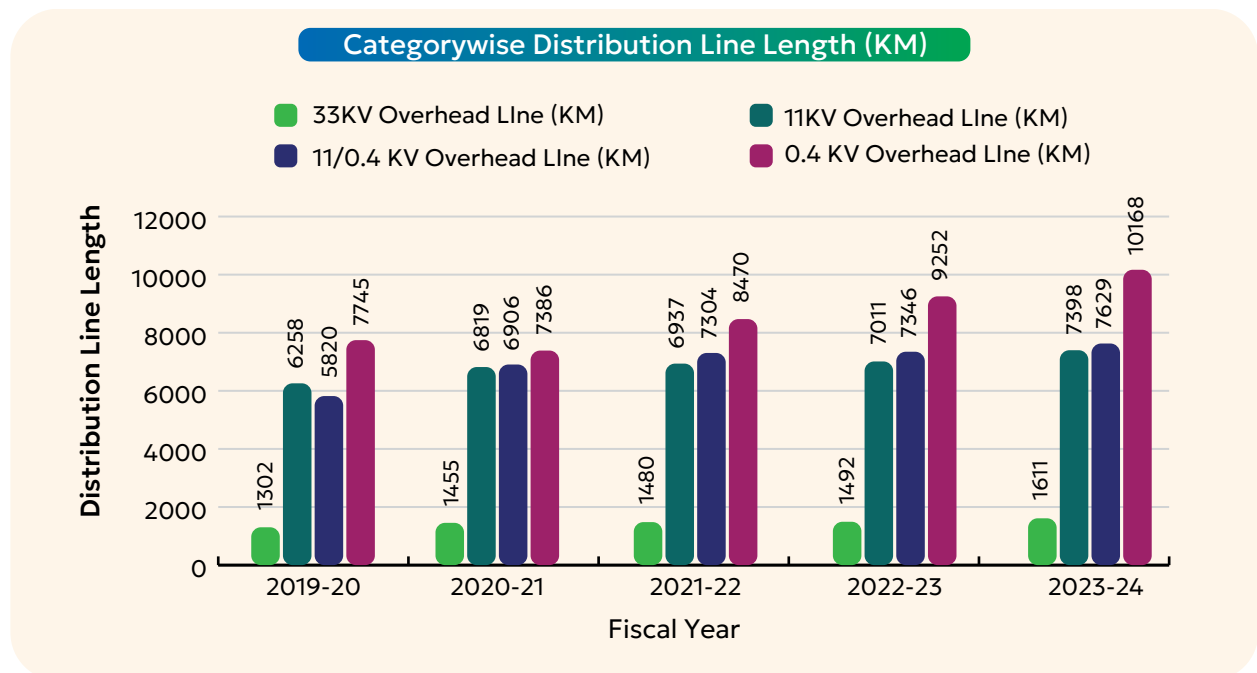
Particulars	2019-2020	2020-2021	2021-2022	2022-2023	2023-2024
132/33 KV Grid Substations (Nos)	19	21	23	25	25
33/11 KV Sub-station (Nos)	64	69	77	82	82
Capacity of 33/11 KV Sub- Station (MVA)	1408.12/ 1912.47	1512.12/ 2045.47	1906/ 2541	2038/ 2711	2221/ 2936
Maximum Demand (MW)	810	830	856	896	915
33KV Overhead Line (KM)	1301.98	1455.48	1480	1492	1610.6
11KV Overhead Line (KM)	6284.78	6819.43	6,937	7011	7397.5
11/0.4 KV Overhead Line (KM)	5820	6906	7304	7346	7629.4
0.4 KV Overhead Line (KM)	7745	7386	8470	9252	10168.2
Distribution Transformer (No.)	9072	9484	10200	12110	13943
33 KV Feeder (Nos)	87	92	104	119	124
11 KV Feeder (Nos)	320	335	377	506	510

33/11 KV Substations

The capacity of 33/11 KV Sub-Stations has been raised to 2221/2936 MVA by June-2024 with a total count of 82 nos.

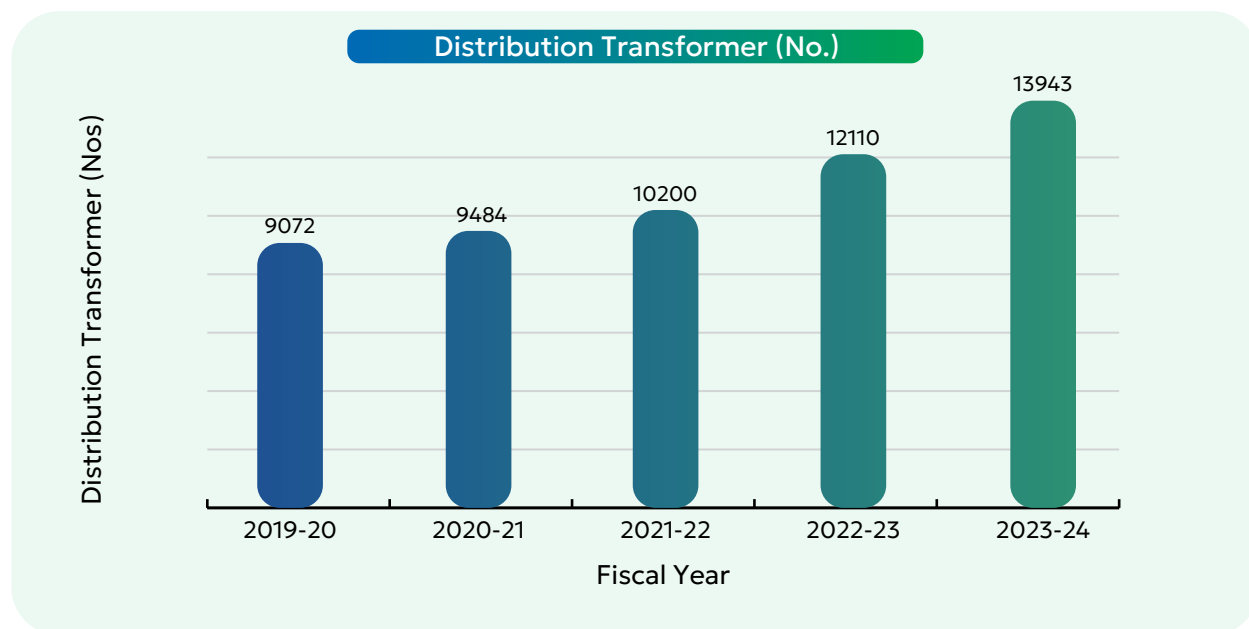


Category wise Distribution Line



Distribution Transformer

Number of Distribution Transformer has been raised to 13,943 nos in FY-2023-2024.



Commercial Highlights

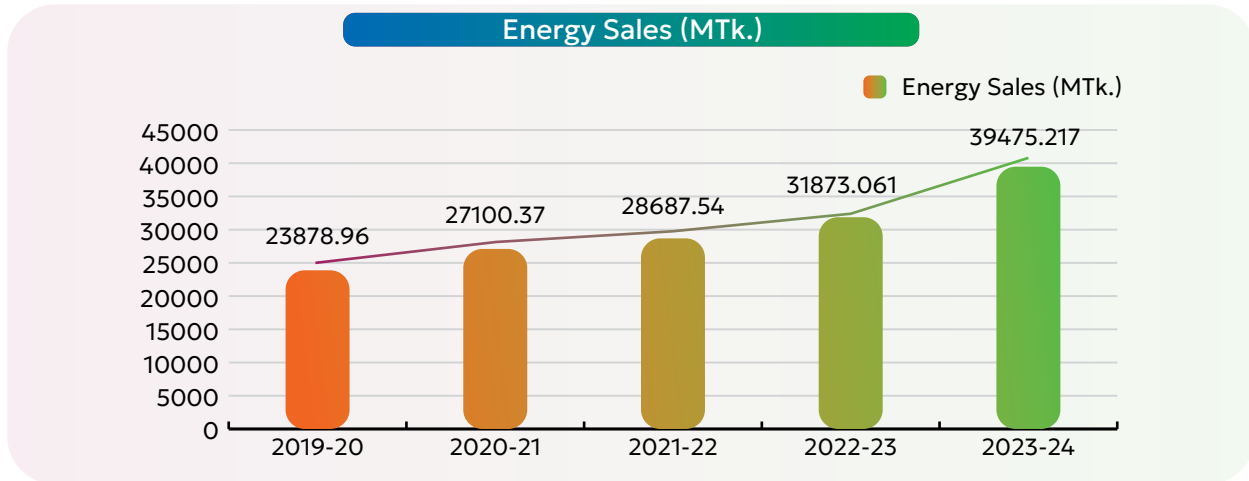
Particulars	FY-2019-20	FY-2020-21	FY-2021-22	FY-2022-23	FY-2023-24
Energy Import (MKWh)	3937.548	4220.737	4440.025	4569.604	4923.272
Energy Sales (MKWh)	3517.668	3778.511	3999.757	4135.281	4501.101
Energy Purchase (MTk)	19515.60	22603.700	23805.400	27119.780	35272.621
Energy Sales (MTk.) (Gross Billed)	23878.965	27100.370	28687.540	31873.061	39475.217
System Loss (%)	10.66	10.48	9.92	9.50	8.58
Bill Collection Ratio (%)	98.24	99.45	101.63	98.63	98.78
C.I. Ratio (%)	87.36	89.03	91.55	89.25	90.31
Consumer Nos.	15,68,982	16,89,295	18,13,337	19,15,996	20,15,844
Billing Rate	6.79	7.16	7.17	7.71	8.77
Receivable EQ. Bill Month	3.18	2.97	2.56	2.47	2.14

Commercial Operation

Energy Sales (MTk.)

The Gross Billed amount of energy sales for FY-2023-24 of different tariff categories was 39475.217 MTk. and the previous fiscal year was 31873.061 MTk. The Collection and Bill ratio is 98.78%. Sales Increased by 23.85% from the previous Year.

Energy Sales are also gradually increasing. The following chart illustrates the last Five year’s trend:

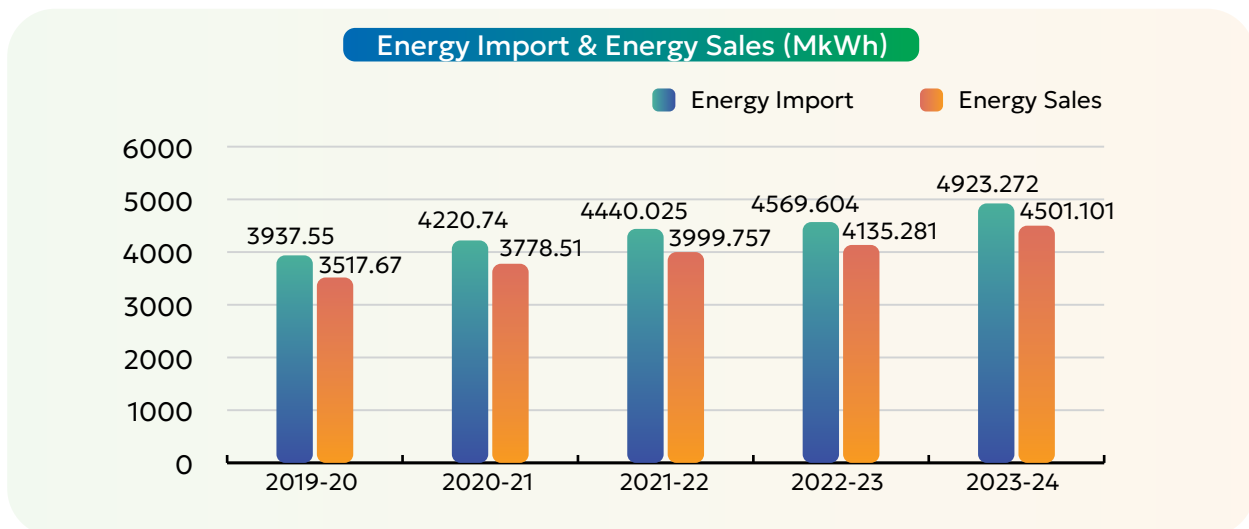


Energy Import & Energy Sales (MkWh)

In the FY 2023-24 total energy Import & Sales was 4923.272 MkWh and 4501.101 MkWh respectively.

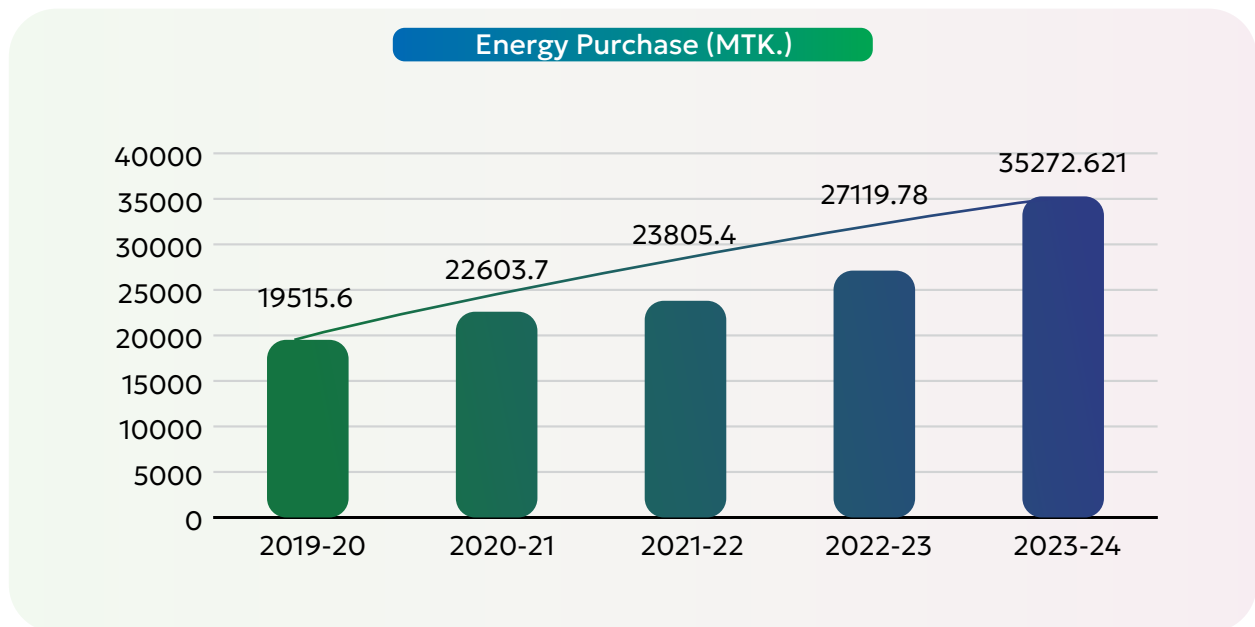
Figure in MkWh

Particulars	FY-2019-20	FY-2020-21	FY-2021-22	FY-2022-23	FY-2023-24
Energy Import	3937.55	4220.74	4440.025	4569.604	4923.272
Energy Sales	3517.67	3778.51	3999.757	4135.281	4501.101



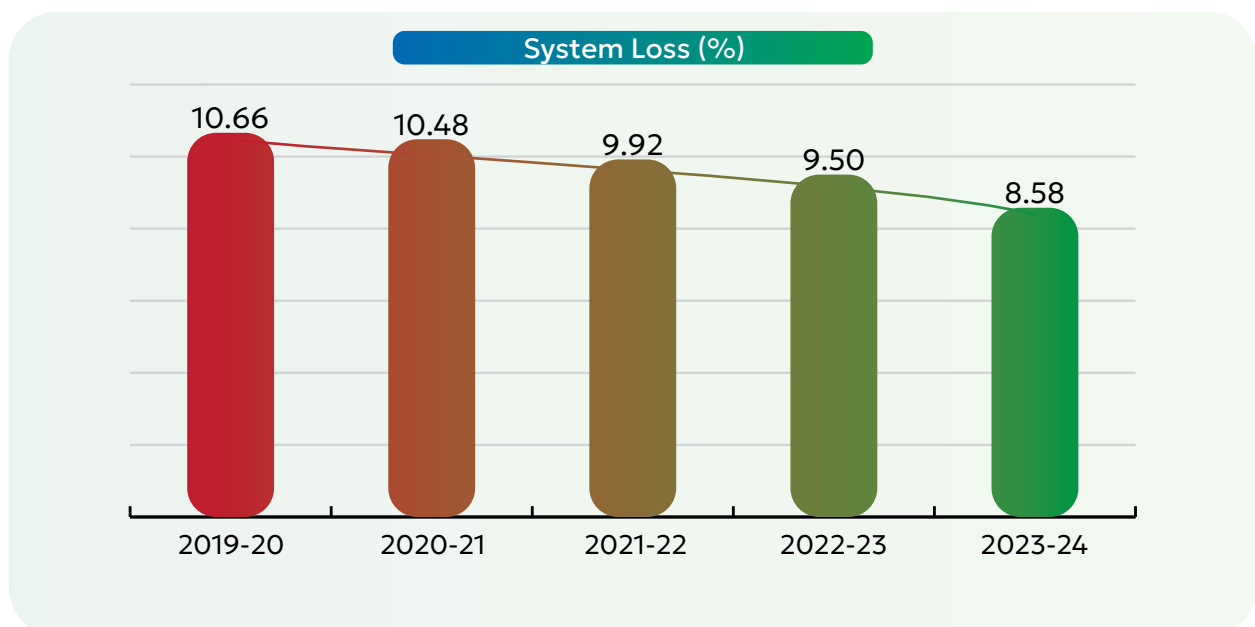
Energy Purchase

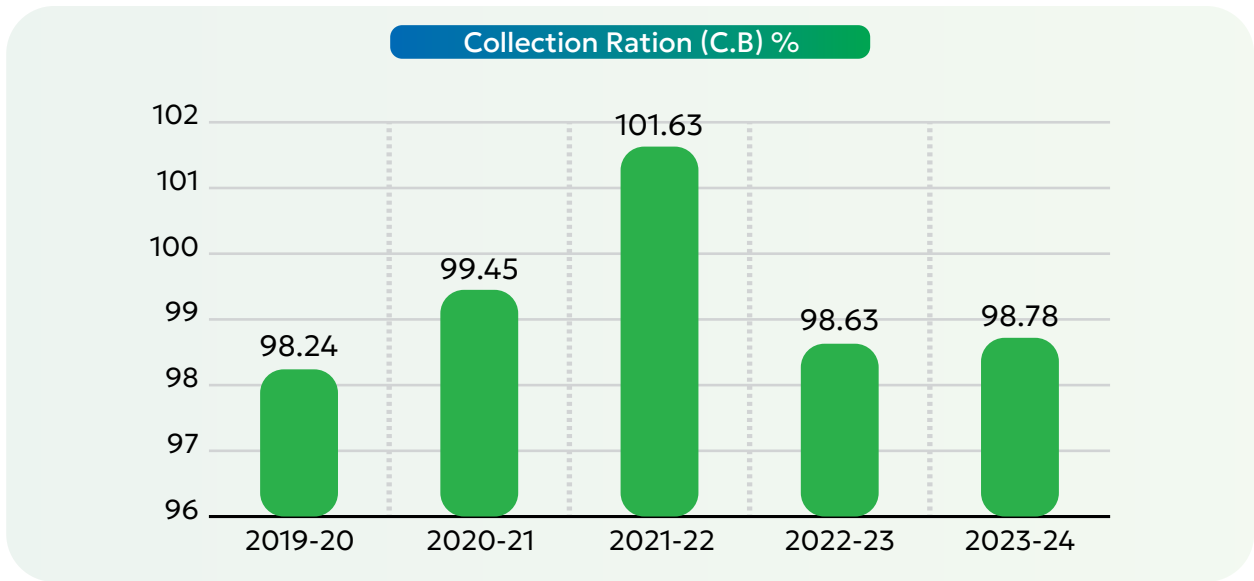
Energy Purchase is increasing gradually. In the fiscal year 2023-2024 the Energy Purchase was 35272.621 MTK.



System Loss (%) & Collection bill ratio (%)

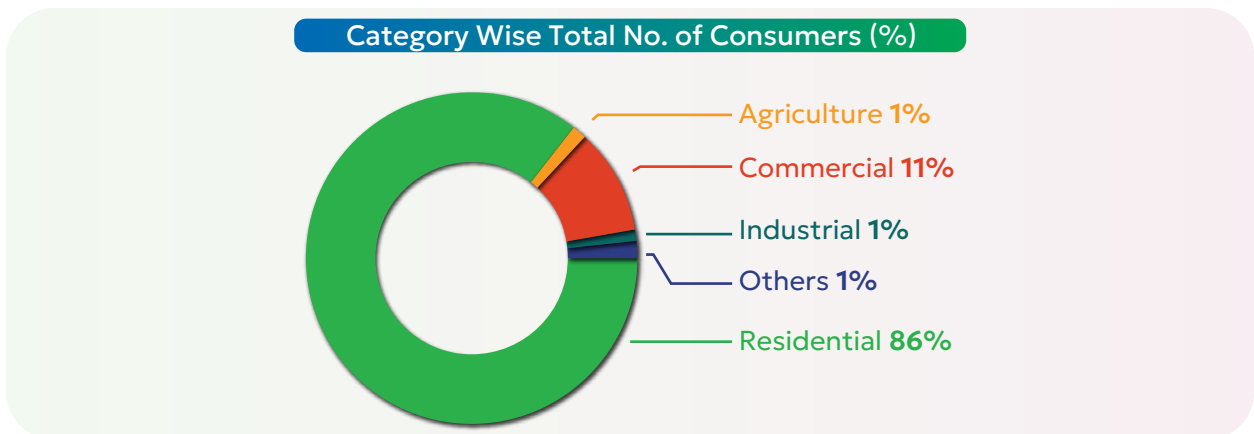
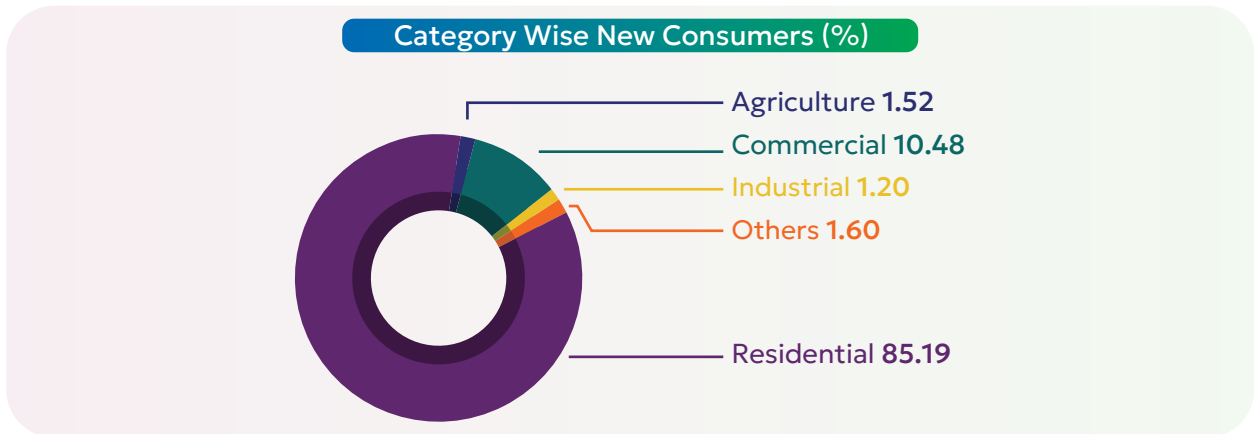
The below chart depicts the System Loss (%) and Collection Bill (C.B) Ratio (%) for the Last five fiscal years.

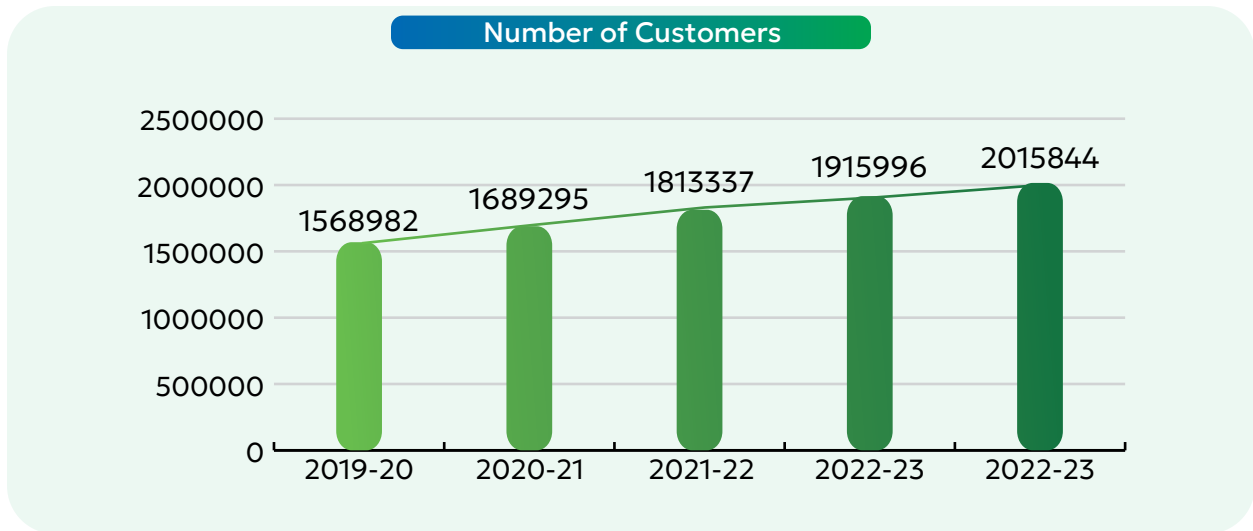




New Connection & Total Customers

99,893 new connections were added in the FY- 2023-2024. The Total Number of Customer is 20,15,844 at the end of FY-2023-2024.





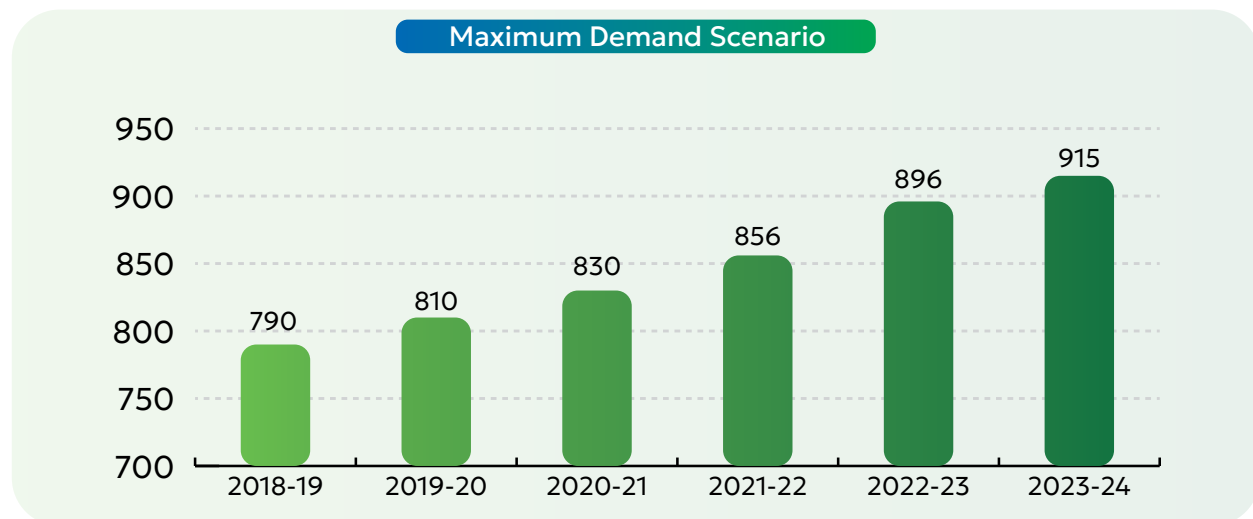
Disconnection/Reconnection

Disconnection of electrical lines of default Consumers is considered an effective method of collecting dues. A total of Tk. 78.78 Crore was collected from default Consumers. All these initiatives were carried out in collaboration with S&D/ESU and Biddiyut Adalat.

Name of Zone	No. of Disconnected Customers (Nos.)	Collection Against Reconnected Customers (Crore Tk.)	Disconnection of illegal Customers (Nos.)	No. of Meter Sealing
NESCO Total	1,44,443	78.78	1,568	1,08,941

Maximum Demand

Maximum Demand was 896 MW in FY 2022-23 & 915 MW in FY 2023-24.



Financial Comparative Analysis (Five Years)

Comparative analysis in Figure

Figure in Crore (Tk)

Particulars	2019-20	2020-21	2021-22	2022-23	2023-24
Revenue from Operation	2,390.73	2,710.04	2,881.96	3,189.27	3,936.30
Energy Sales	2,357.97	2,666.57	2,820.54	3,119.71	3,858.79
Cost of Sales	1,951.56	2,260.37	2,380.55	2,837.73	3,527.26
Gross Profit	439.17	449.67	501.41	351.54	409.04
Operating Expenses	435.61	430.36	451.04	428.26	432.52
Operating Profit/(Loss)	3.56	19.31	50.37	(76.73)	(23.49)
Financial Expenses	17.41	13.36	13.22	7.88	2.26
Exchange Fluctuation Loss	-	-	-	-	0.13
Non-Operating Income	35.58	29.91	13.97	16.37	25.12
Provision for WPPF	1.03	1.71	2.43	-	-
Taxation	14.18	16.31	17.57	19.23	24.11
Net Profit/(Loss) for the year	6.52	17.84	31.12	(87.47)	(24.87)
Retained Earnings	(300.48)	(282.62)	(251.58)	(339.10)	(365.51)
Cash Dividend (Declared/ Proposed)	100% Paid up Capital	50% Paid up Capital	0.10 Tk. Per Share		-
Dividend (Paid)	-	0.10	0.05	1.54	-
Un-appropriated profit carry forward	(300.48)	(282.73)	(251.64)	(340.64)	(365.51)

Financial Ratios

Comparative ratio analysis

Particulars	2019-20	2020-21	2021-22	2022-23	2023-24
Current Ratio	1.66	1.52	1.37	1.50	1.55
Quick Ratio	1.45	1.32	1.14	1.27	1.35
Debt/Equity Ratio	2.15	1.67	1.20	1.40	1.26
Cost of Sales to Operating Revenue	81.63%	83.41%	82.60%	88.98%	89.61%
Gross Margin/Sales Ratio	18.62%	16.86%	17.78%	11.27%	10.60%
Operating Margin/Sales Ratio	0.15%	0.72%	1.79%	-2.69%	-0.61%
Net Income/Sales Ratio	0.28%	0.67%	1.10%	-2.80%	-0.64%
Return on Asset	0.24%	0.54%	0.83%	-1.92%	-0.44%
Return on Equity	0.74%	1.43%	1.81%	-4.60%	-0.99%
Number of Share	9,999	9,999	15,40,91,365	19,67,03,828	22,42,28,828
Net Asset Value per Share (Tk.)	8,76,937	12,47,463	111	97	113
Net Operating Cash Flow per Share (Tk.)	6,709	6,663	(12)	18	4
Earnings Per Share (Tk.)	6,518	17,860	2.02	(4.45)	(1.11)

Contribution To The National Exchequer

Comparative analysis in amount

Figure in Crore (Tk.)

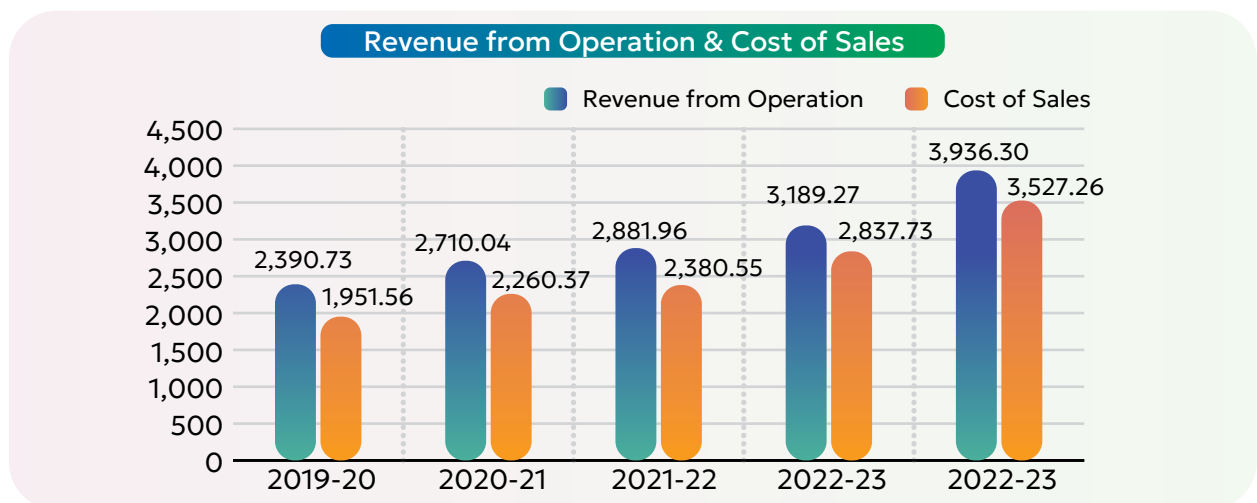
VAT and Income Tax	2019-20	2020-21	2021-22	2022-23	2023-24
VAT from Electricity Bills	114.74	132.21	142.18	149.06	170.05
VAT from contractors/ Suppliers Bills	3.23	7.33	7.61	19.24	14.81
Advance Income Tax	2.24	2.75	5.25	8.33	20.42
Corporate Income Tax	14.18	16.31	17.57	19.23	24.11
Withholding Taxes (Contractor)	2.56	4.32	5.47	28.71	19.79
Withholding Taxes (Employees)	2.27	2.22	2.16	2.55	2.55
Withholding Taxes (BPDB)	-	-	-	262.49	197.69
Withholding Taxes (PGCB)	12.88	3.65	3.99	3.77	3.82
Contribution to Government Treasury	152.09	168.78	184.23	493.38	453.23

Revenue from Operation & Cost of Sales

During the financial year 2023-24, ended 30th June 2024 the Revenue from Operation is Tk. 3,936.30 Crore and Cost of Sales is Tk. 3,527.26 Crore. The last five years' comparative figures are given below:

Figure in Crore (Tk.)

Particulars	2019-20	2020-21	2021-22	2022-23	2023-24
Revenue from Operation	2,390.73	2,710.04	2,881.96	3,189.27	3,936.30
Cost of Sales	1,951.56	2,260.37	2,380.55	2,837.73	3,527.26

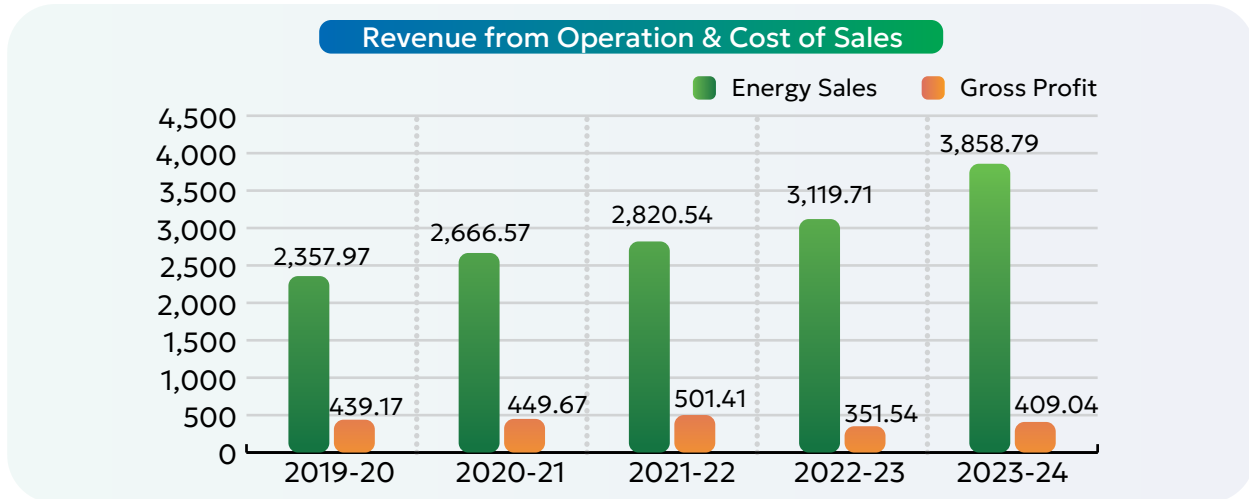


Energy Sales and Gross Profit

During the financial year 2023-24, ended 30th June 2024 the Energy Sales is Tk. 3,858.79 Crore and Gross Profit is Tk. 409.04 crore. The last five years' comparative figures are given below:

Figure in Crore (Tk.)

Particulars	2019-20	2020-21	2021-22	2022-23	2023-24
Energy Sales	2,357.97	2,666.57	2,820.54	3,119.71	3,858.79
Gross Profit	439.17	449.67	501.41	351.54	409.04

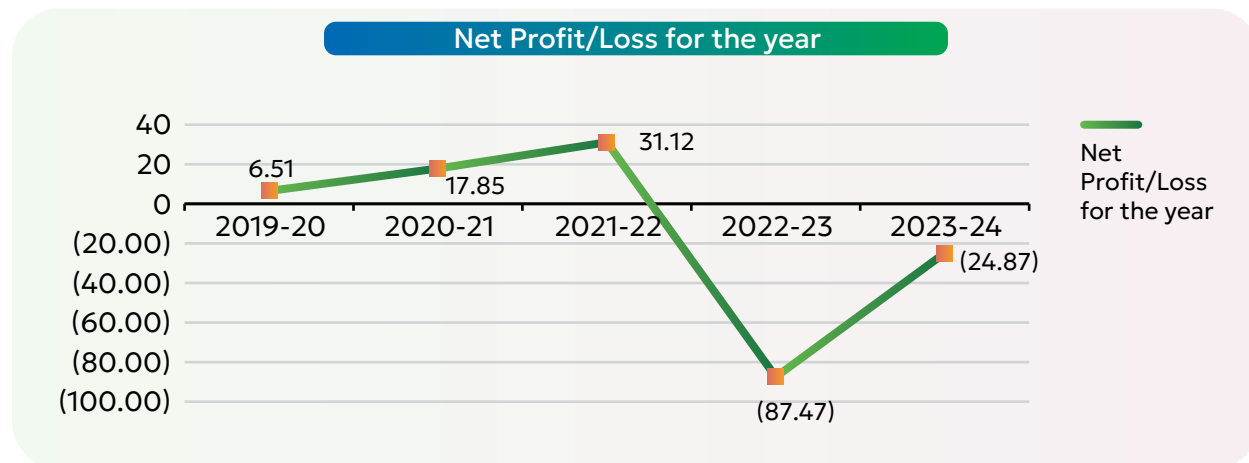


Net Profit/(Loss)

NESCO earned Tk. 24.87 Crore as Net Loss after Tax during financial year 2023-24, ended 30th June 2024. The last Five years' comparative figures are given below:

Figure in Crore (Tk)

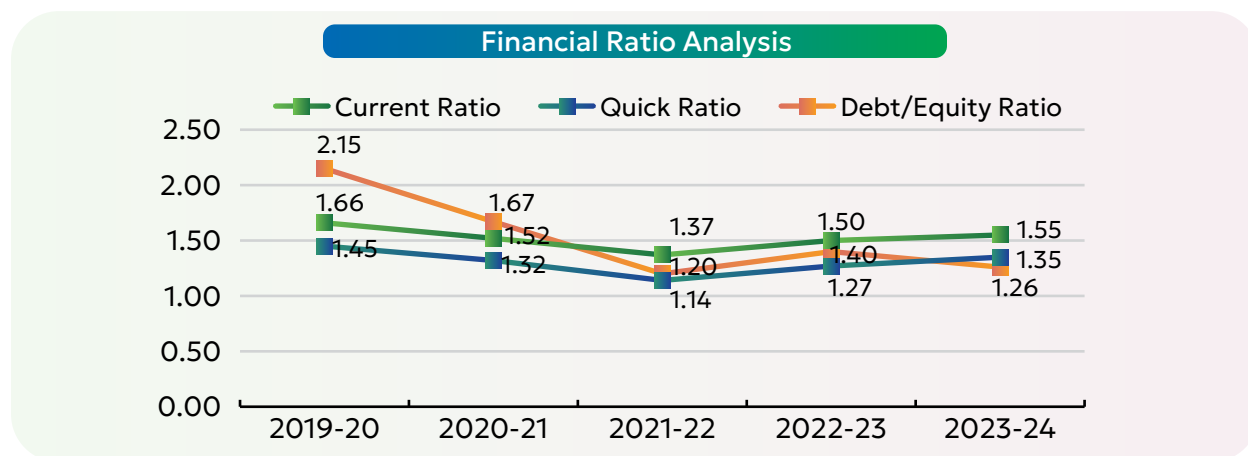
Particulars	2019-20	2020-21	2021-22	2022-23	2023-24
Net Profit (Loss) for the year	6.51	17.85	31.12	(87.47)	(24.87)



Financial Ratio Analysis

Financial ratios are indicators of financial strength/weakness of an organization like NESCO. Some of these are presented below to reflect NESCO's financial position:

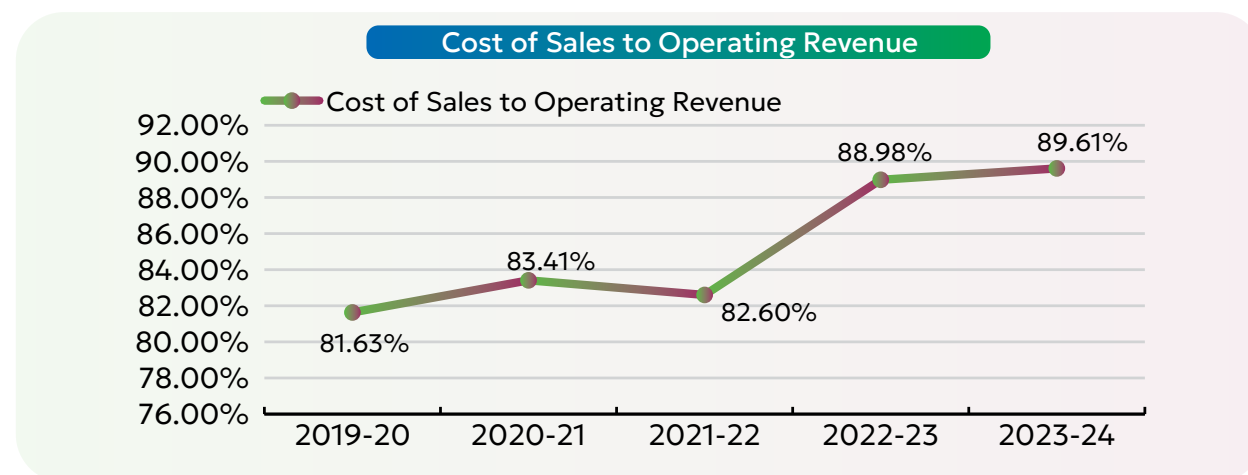
Particulars	2019-20	2020-21	2021-22	2022-23	2023-24
Current Ratio	1.66	1.52	1.37	1.50	1.55
Quick Ratio	1.45	1.32	1.14	1.27	1.35
Debt/Equity Ratio	2.15	1.67	1.20	1.40	1.26



Cost of Energy Sales to Operating Revenue

In FY 2019-20 NESCO's Cost of Sales to Operating Revenue was 81.63% after increasing Tariff Rate Cost of Sales to Operating Revenue has been increased to 89.61% for the FY 2023-24. The trends are shown below:

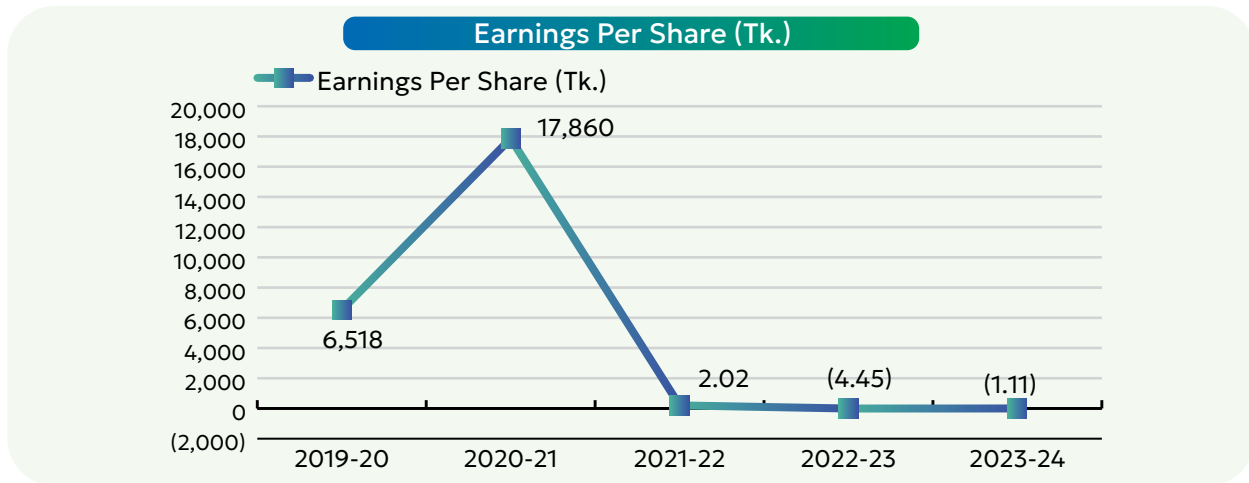
Particulars	2019-20	2020-21	2021-22	2022-23	2023-24
Cost of Sales to Operating Revenue	81.63%	83.41%	82.60%	88.98%	89.61%



Earnings per Share (EPS)

In FY 2019-20, Earnings per Share (EPS) was Tk. 6,518. Up to FY 2020-21 EPS gradually increased due to increasing of Net Profit but from FY 2021-22 it turns to lower due to increase of Paid-up Capital and also Net Loss at FY 2023-24. The last five years' comparative figures are given below:

Particulars	2019-20	2020-21	2021-22	2022-23	2023-24
Earnings Per Share (Tk.)	6,518	17,860	2.02	(4.45)	(1.11)



Contribution to the Exchequer

Since commencement of its operation, NESCO has been contributing substantial amount to the National Exchequer by means of VAT and Taxes as shown in the table below:

Figure in Crore (Tk)

VAT	2019-20	2020-21	2021-22	2022-23	2023-24
VAT from Electricity Bills	114.74	132.21	142.18	149.06	170.05

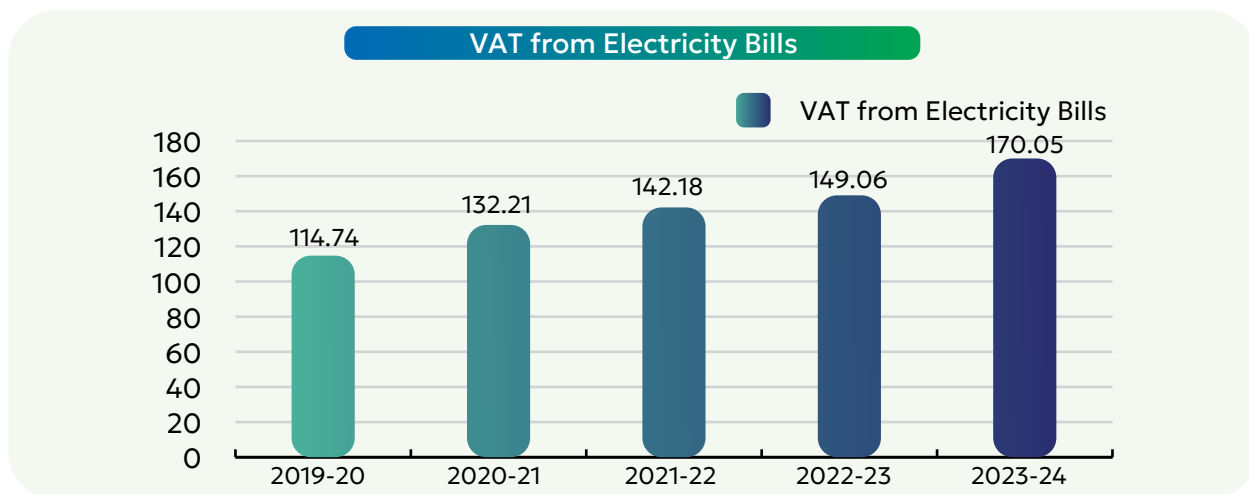
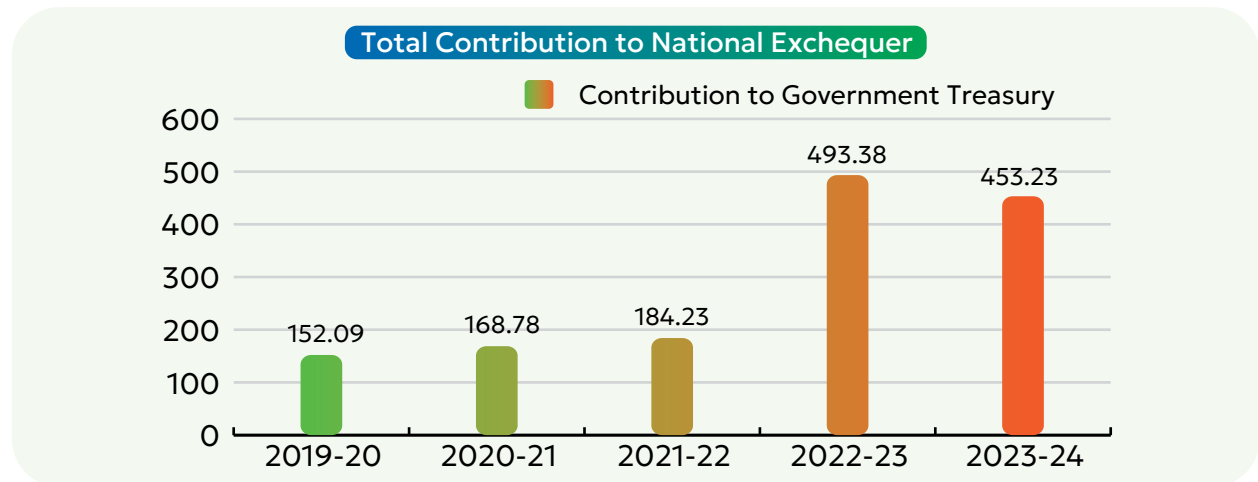


Figure in Crore (Tk)

VAT and Income Tax	2019-20	2020-21	2021-22	2022-23	2023-24
Contribution to Government Treasury	152.09	168.78	184.23	493.38	453.23



NESCO Customer Service Portal

The NESCO Customer Service Portal has been upgraded to enhance the consumer experience. This unified platform allows users to view and download postpaid bills, access prepaid recharge and usage history, apply for new connections, and pay various miscellaneous bills. Additionally, a complaint management system has been integrated into the portal, enabling users to find office-specific complaint numbers and submit complaints online in a more streamlined manner. The portal also provides up-to-date information on Retail Electricity Tariffs and includes all active bill payment and recharge options.

Some Major features of NESCO Customer Service Portal are mentioned below.

- * **Postpaid Section:** Consumers can access and download all bills along with bill summary reports and consumer certificates from this section.
- * **Prepaid Section:** Consumers are able to access recharge history and monthly consumption data from this section.
- * **Apply for new connection:** A new consumer can apply for new connection from this section.
- * **Mics. bill payment:** Consumers can generate all types of mics. fee and also can view the payment status from this section.
- * **Bill payment and recharge media:** To facilitate consumers, all bill payment (postpaid) and recharge media (prepaid) information has been incorporated in this section.
- * **Prepaid Meter's user manual:** A detailed user manual containing all necessary operations of prepaid meter has been added to this portal for consumer's convenience.
- * **Service Office information:** NESCO's all office/division name & address and corresponding complaint center, one-stop service and office head information has been added to this section.
- * **Act/Policies:** Consumers can find updated citizen charter and retail electricity tariff rules and guidelines from this section.

- * **Complaint Management System:** Consumers can place any sort of complaint regarding NESCO's service through online from this section. To speed up this process, office-wise complaint numbers are included in this panel.
- * **FAQ:** Consumers can find some useful frequently asked questions and respective solutions from this section.
- * **Consumer Login:** Consumers are provided with login credentials after successful registration. Logged-in users will be able to manage their profiles in a more sophisticated manner.
- * **Bilingual feature:** NESCO Customer Service Portal supports bilingual features.

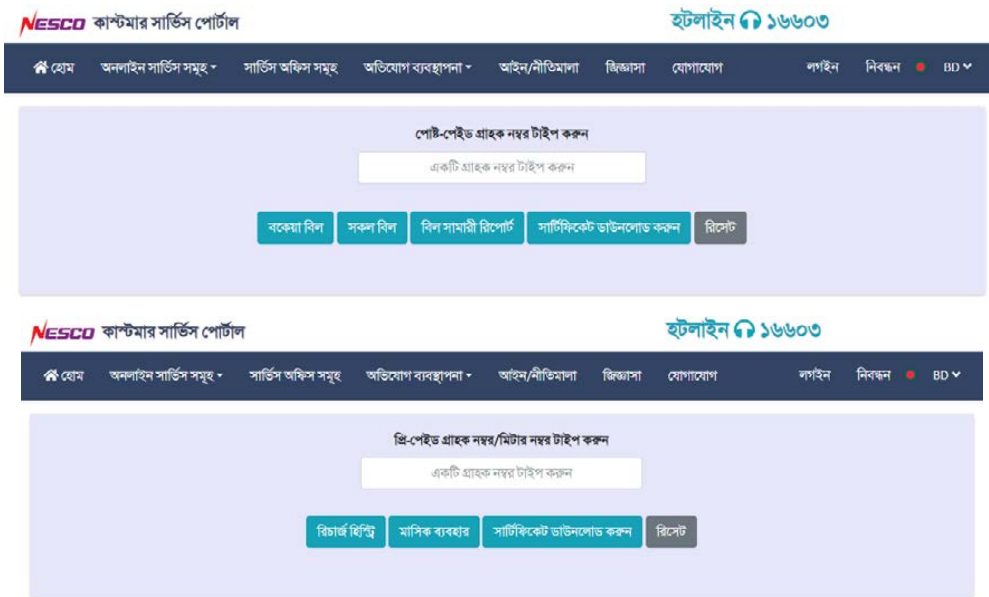


Figure: NESCO Customer Service Portal

NESCO Management Portal

The NESCO Management Portal is a comprehensive platform designed for NESCO employees to

S.N	Bank Name	Collection Date	Collected Principle	Collected VAT	Total Collection Amount	Total Stamp Amount	Total Rebate	No. of Transactions
1	BDEL	19-10-2024	476.19	23.81	500.00	0	-2.17	1
2	BKASH	18-10-2024	5169471.89	256262.11	5425734.00	0	-24977.87	7126
3	BKASH	19-10-2024	9409694.47	459876.53	9869571.00	0	-45873.29	10443
4	EKPAY	18-10-2024	40553.33	2027.67	42581.00	0	-200.56	20
5	EKPAY	19-10-2024	68495.24	3424.76	71920.00	0	-339.35	37
6	IBBL	18-10-2024	7685.72	384.28	8070.00	0	-36.24	12
7	IBBL	19-10-2024	5047.61	252.39	5300.00	0	-23.92	8
8	NAGAD	18-10-2024	1493523.02	74477.98	1568001.00	0	-7212.12	2845
9	NAGAD	19-10-2024	2357624.42	117133.59	2474758.01	0	-11380.15	4085
10	ONE BANK	19-10-2024	476.19	23.81	500.00	0	-2.37	1
11	Pubali Bank	19-10-2024	1428.57	71.43	1500.00	0	-6.91	2
12	ROCKET	18-10-2024	1807488.96	9096.39	1807585.35	0	-8725.59	3027
13	ROCKET	19-10-2024	3449226.84	171748.16	3620975.00	0	-16736.23	5019

Figure: NESCO Management Portal

easily access essential reports and data. The portal provides daily and monthly collection reports by S&D and Circle, postpaid arrear reports, consumer information reports, monthly operational data (MOD), no-recharge reports, and bank-wise collection reports, among others. It also includes detailed postpaid billing summaries, consumer certificates, and prepaid recharge and consumption reports.

In addition, NESCO's top management can efficiently monitor important metrics such as collection, arrears, system loss, CI ratio, and CB ratio for all S&Ds. This centralized platform ensures a smoother workflow and enhanced data visibility across all levels of the organization.

NESCO Management Dashboard

The Management Dashboard simplifies the visualization of various statistical reports through graphical presentations. These reports include system loss, consumer growth, CI ratio, CB ratio, bill amount vs. collection amount over the last 13 months, import unit vs. sold unit for the same period, tariff-wise consumer summaries, monthly collections, arrears/outstanding principal, and more.

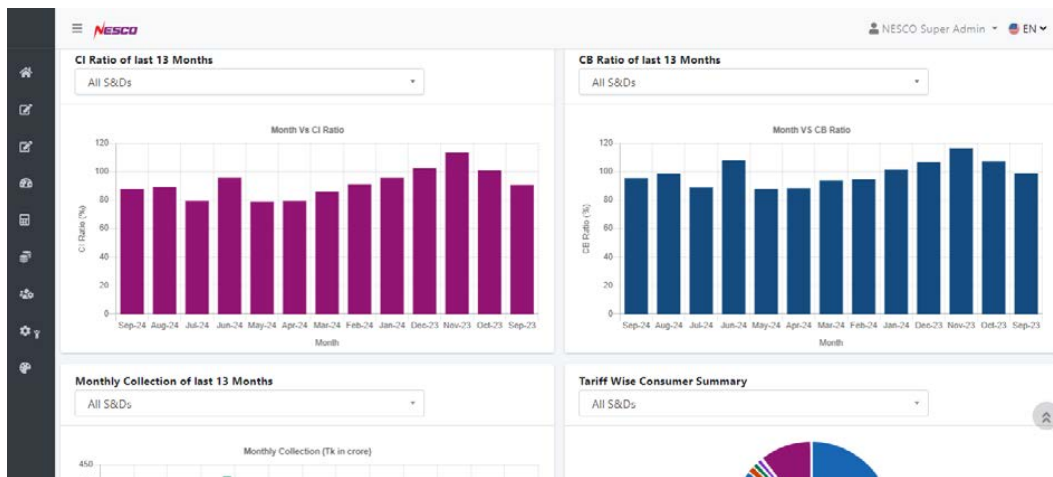


Figure: NESCO Management Dashboard

Internet and Core Application Security

A Core Firewall and an Internet Firewall have been implemented to strengthen the data security of NESCO's core applications, including Billing, Smart Metering System, and GIS. The Internet

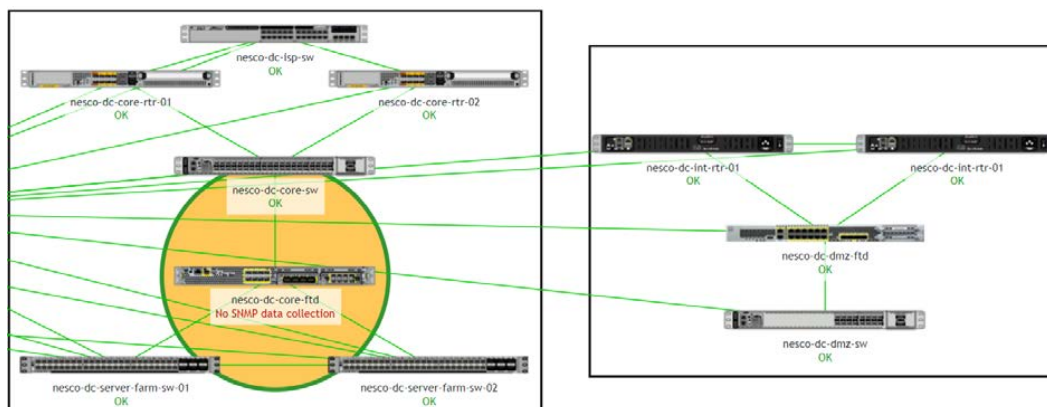


Figure: Next Generation Firewall

Firewall is positioned in the demilitarized zone (DMZ), where it filters both incoming and outgoing network traffic, preventing unauthorized access and defending against threats like malware, intrusion, port and IP (URL) filtering, zero-day attacks. It also supports secure remote access through VPNs, ensuring data is encrypted during transmission to protect the confidentiality of data centre communications. Meanwhile, the Core Firewall safeguards the core databases and applications at the NESCO data centre, especially those connected to various banking channels. It protects against network/application-specific threats and data breaches by monitoring and filtering data traffic through IP and GRE tunnels.

Digital services

Currently, NESCO offers the following digital services:

- * NESCO Data Center Operation
- * Bill Payment through Online Banking
- * Online Application & Processing for New Connection
- * Bill Payment through Mobile Banking
- * Mobile App for Post-Paid Consumers
- * Bill on Web
- * NESCO Mobile application
- * Central Complain & Feedback Management System
- * Online Pre-payment meter recharge

Customer Care & Call Center Service

NESCO manages a central customer care centre at its headquarter, along with a complaint centre in each of its field offices. Customers can lodge complaints either by phone or in person through these facilities. Additionally, NESCO has established One Stop Service (OSS) Centres for each of its S&DD and ESU. For new connection applications, customers do not need to visit multiple desks; instead, they receive all necessary support directly from the OSS desk.

NESCO launched a call center help desk on April 11, 2019, with the phone number 16603. Customers can lodge complaints and access various information by calling this number, which is available 24/7. Complaints are immediately directed to the appropriate S&DD and ESU complaint center. Once the complaint is resolved, the customer receives a feedback SMS. This year, the call center has served the following number of customers:

Period	Number of Service Provided	Number of Inquiry Service Provided
01/07/2023 to 30/06/2024	3314	83408

Human Resource Management

A robust and skilled workforce is the foundation of any successful organization. The primary goal of human resource development is to elevate employees' capabilities, enabling them to perform their current roles with increased efficiency and confidence. Furthermore, it equips employees with the essential knowledge and skills for long-term career advancement. The Admin and HRD Division of NESCO is dedicated to cultivate a more agile and resilient workforce capable of adapting to evolve work environments. This approach focuses on not only enhancing the development of individuals but also strengthening the organization as a whole.

The NESCO Admin and HRD Division operates through four key departments:

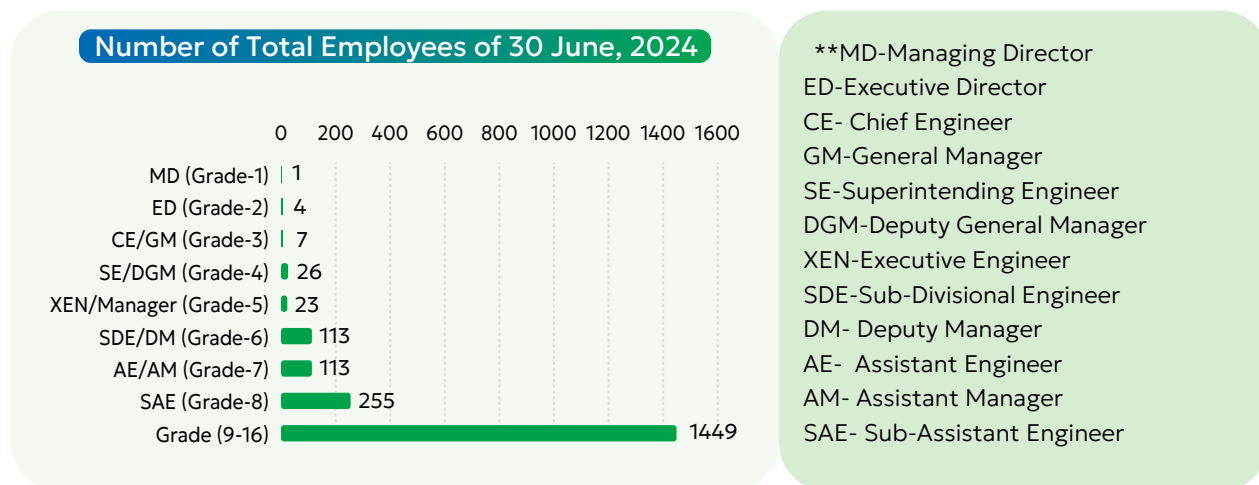
- i. Administration and Public Relations,
- ii. Personnel and Recruitment
- iii. ERP, Vehicles and Assets and
- iv. Training and Development



NESCO’s Admin and HRD Division plays a crucial role in managing the diverse needs of approximately 1991 employees spread across 118 field and overhead offices. Its responsibilities encompass a wide range of HR functions, including leave management, job separation and end service benefits, public relations, event management and protocol, workforce planning, recruitment and onboarding, performance management, career planning, needs Assessment, training and development, employee satisfaction, ERP, vehicles and assets management etc.

As of June 30, 2024, NESCO has a total of 1,991 employees, aligned with its 2,619 approved positions.

The graph below shows NESCO’s total employee count for the 2023-2024 fiscal year.



Recruitment

NESCO considers human resources as the most crucial factor for bringing about the company’s desired growth; therefore, the company employs a rigorous merit-based recruitment process to ensure the selection of the most qualified candidates. This process involves a combination of

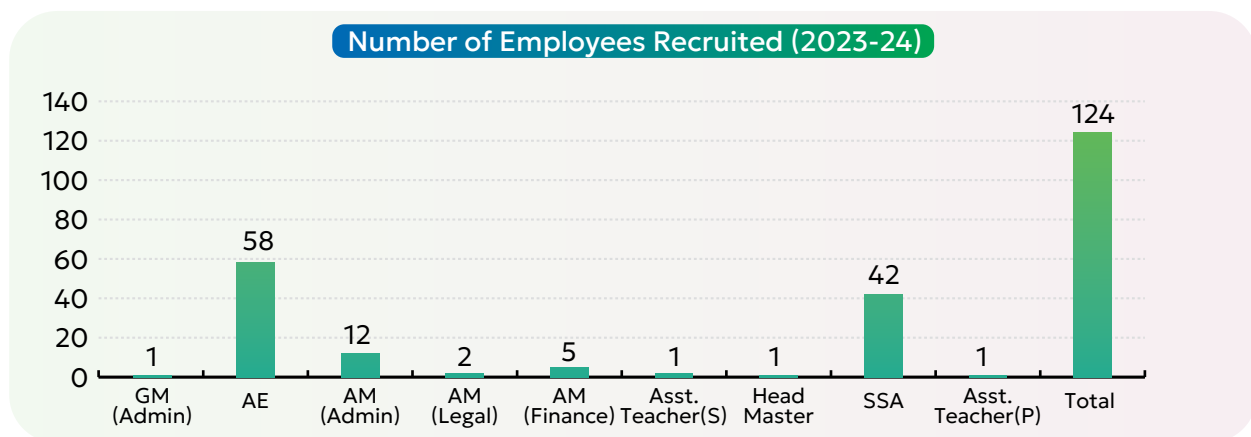


written tests and viva voce interviews, designed to assess both technical skills and soft competencies. NESCO has achieved a significant milestone by developing an automated, online recruitment system within its IMS software. This platform allows candidates to seamlessly apply for positions and track important updates, such as payment status, exam schedules, and other recruitment-related notifications, creating a streamlined and accessible recruitment experience.

The provided table shows NESCO’s total recruitments for the period 2023-2024:

Serial no	Grade	Post name	Number of employees recruited
1	3	General Manager (Admin & HRD)	1
2		Assistant Engineer (Sales & Distribution/ Commercial Operation/ Procurement/ Engineering/Customer Service)	58
3	7	Assistant Manager (Admin & HRD/PR)	12
4		Assistant Manager (Legal & Corporate Affairs)	2
5		Assistant Manager (Finance/Audit/Revenue Assurance)	5
6	9	Assistant Teacher (Secondary)	2
7	10	Head Master (Primary)	1
8	13	Sub-Station Attendant	42
9	14	Assistant Teacher (Primary School)	1
Total			124

The following graph depicts the grade wise recruitments in FY 2023-2024:



Promotion

NESCO is committed to recognizing and rewarding exceptional performance through a transparent and merit-based promotion process. The company actively identifies eligible vacant positions and ensures timely promotions for deserving employees. This proactive approach fosters a positive

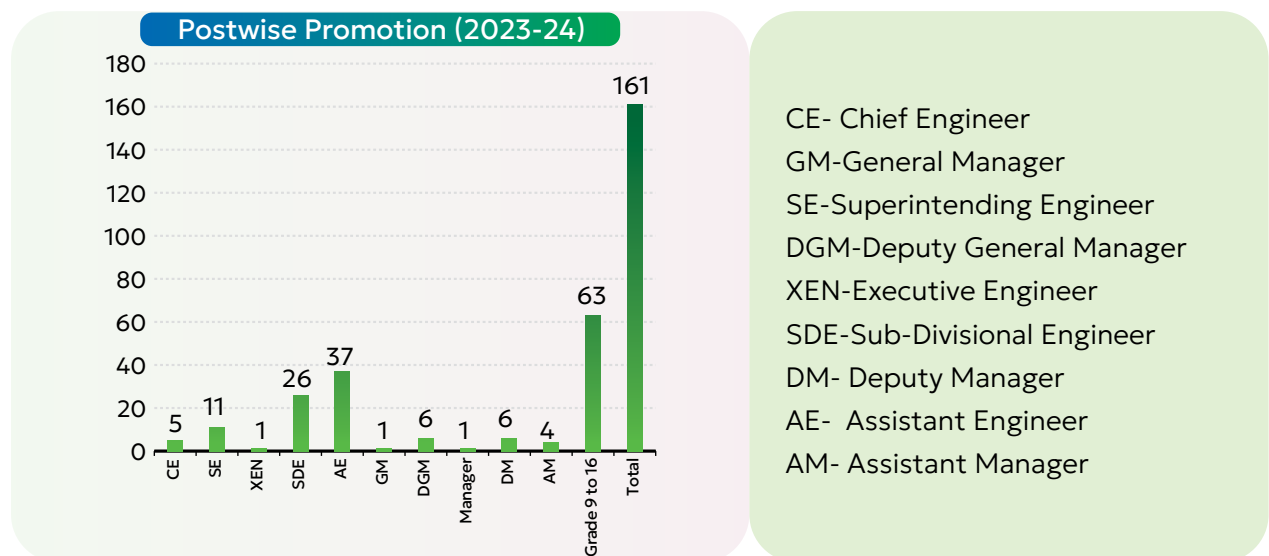
work environment and motivates its employees to organizational commitment and strive for excellence. In alignment with NESCO's promotion policy as outlined in its service rules, a total of 160 employees were promoted to various positions during the 2023-2024 fiscal year.

The table and the graph below provide a breakdown of these promotions by service core and designation for the fiscal year 2023-2024.

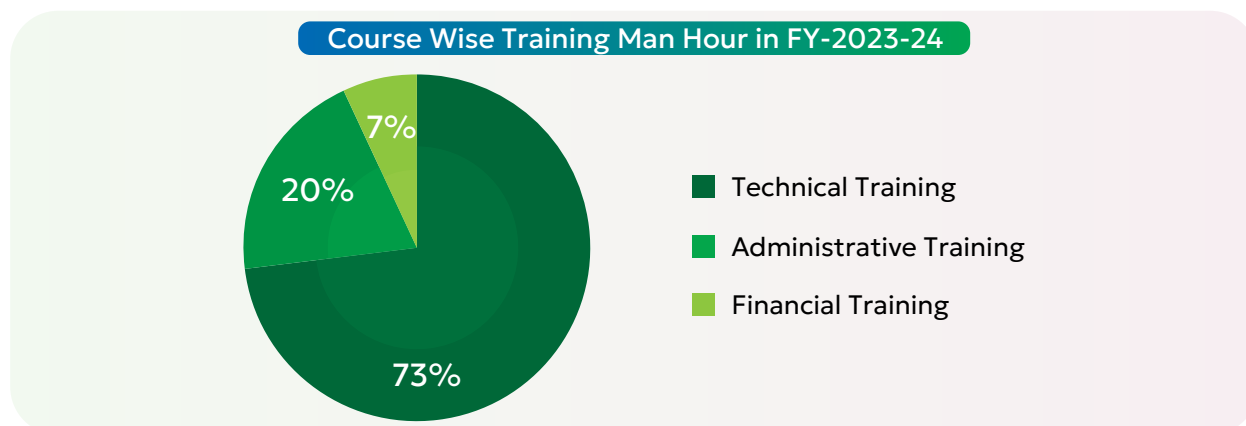
Serial no	Service core	Post name	Number of promotable posts	Number of promotions
1		Chief Engineer	5	5
2		Superintending Engineer	11	11
3	Technical	Executive Engineer	52	1
4		Sub-Divisional Engineer	26	26
5		Assistant Engineer	37	37
6	Admin	Deputy General Manager	1	1
7		Deputy Manager	5	4
8		General Manager	1	1
9		Deputy General Manager	4	3
10	Finance	Manager	6	1
11		Deputy Manager	2	2
12		Assistant Manager	4	4
13	ICT	Deputy General Manager	2	2
14		Grade 9 to 16	88	63
Total			244	161

Training Programs

NESCO has always been dedicated to improving the skills and competencies of human resources to achieve the company's goals. NESCO always makes an endeavour to attract and retain enhanced employee performance. The company provided its employees 25,229 Man hours of



training in the fiscal year 2023-24. The particulars of Technical, Administrative and Financial have been included in the annual training plan to provide the employees with possible proper guidance. NESCO places special significance on refining skills related to the operation and maintenance of the distribution network, protection, safety, discipline, etiquette, professionalism, customer care excellence, e-GP, good governance, innovation, financial management, information technology etc.



Technical training conducted in FY 2023-2024

Course	Man Hour
Supervisory Control and Data Acquisition (SCADA)	28
Advanced Course on Red Hat	304
Geographical Information System (GIS) Based Management	1638
Renewable Energy	549
Operation and Maintenance of 33 kV, 11 kV, 11/0.4 kV and 0.4 kV lines	3229
Design, Construction, Operation and Maintenance of Power Transmission and Distribution Line	768
Training on Digital Distribution System and Cybersecurity for NESCO	322
GRS and GRS Software	400
Integrated Management System (IMS)	377
Safe Shutdown of Distribution Lines and Substation Management	960
Smart Metering System	2200
Design Construction and Maintenance of Electrical Sub-Station	360
Standard Operation Procedure (SOP)	976
Load Flow Analysis	301
Overview of Earthing System of a High Voltage Power Substation	240
Project Formulation, Implementation, Monitoring and Evaluation (PIME)	120
Public Procurement and Project management	5697
Total Man Hour	18469

Administrative Training conducted in FY 2023-2024

Course	Man Hour
Right to Information	320
National Integrity Strategy (NIS)	447
Citizen's Charter	875
Orientation Training Program for Newly Appointed Employees	938
Future Training Needs for Power Sector Organization (PSOs)	14
Total Fitness Session	50
Fourth Industrial Revolution	140
Human Resources Management	120
Training of Trainers (TOT)	40
Office Management	2024
Total Man Hour	4968

Financial Training conducted in FY 2023-2024

Course	Man Hour
Audit and Financial Management	1320
Integrated Budget and Accounting System (IBAS++) System	76
Company Act and Share Listing of Power Sector Utilities	128
Contract Management	140
Public Procurement Act 2006 & Public Procurement Rules-2008	128
Total Man Hour	1792

Vehicle Wing

Through its vehicle department, NESCO oversees a diverse range of vehicles essential for its operations. In line with NESCO's commitment to transparency, accountability, and operational efficiency, the Vehicle Department has implemented several key measures over the past year. These initiatives aim to enhance the management and use of company vehicles, ensuring optimal performance and cost-effectiveness.

- Vehicle Database Management:** The department regularly updates the database of all vehicles and related information within the Integrated Management System (IMS) Software. This ensures accurate tracking of the vehicle's status, maintenance schedules, and associated costs, providing a comprehensive view of management and decision-making.
- Fuel and Maintenance Billing:** To maintain transparency in financial matters, all monthly fuel and maintenance expenses are meticulously recorded. Payment of these bills is processed through the IMS software by submitting the vouchers and associated costs, ensuring a streamlined and accountable approach to vehicle-related expenditures.
- Promotion of Efficiency and Safety Guidelines:** As part of our alignment with the National Integration Strategy Action Plan, NESCO has been actively promoting guidelines focused on increasing vehicle efficiency, enhancing safety standards, and minimizing unnecessary expenses. These measures support the company's broader objective of optimizing resources for its vehicle pool's operations.

Through these actions, the Vehicle Department continues to play a vital role in supporting NESCO's overarching goals of transparency, efficiency, and sustainability.

The following is a summary of NESCO vehicle pool status for FY 2023-2024:

SL	Vehicle Type	Operational Vehicles	Vehicles Maintained Through Frequent Repairs	Non-Operational Vehicles	Total Regular Vehicles (Including Non-Operational)	Rented Vehicles
1	Jeep	38	7	0	45	2
2	Car	7	1	3	11	8
3	Double Cabin Pickup	61	5	5	71	1
4	Single Cabin Pickup/ Truck/ Mini truck	74	30	13	117	1
5	Microbus	0	1	0	1	1
6	Total	180	44	21	245	13

Internal Audit

The Audit Department of NESCO communicates with the Comptroller and Auditor General (CAG) Office and Directorate of Power & Energy Audit Office to resolve audit objections. 22 audit objections were recommended to solve in one tri-party meeting and another 190 BS replies were sent. Detailed information is given below:

(Amount in Crore)

SL	Nature of Audit	Audit Objection		New Objection During the Year		Total		Audit Reply No.	Audit Objection Solved		Unsolved Audit Objection	
		No.	Amount (Tk.)	No.	Amount (Tk.)	No.	Amount (Tk.)		No.	Amount (Tk.)	No.	Amount (Tk.)
1	Non-SFI			12	247.35	12	247.35	12	09	112.70	03	134.65
2	SFI	122	235.58	14	489.60	136	725.18	136	86	101.83	50	623.35
3	Annual Reported	64	38.72			64	38.72	64	09	5.11	55	33.61
	Grand Total	186	274.30	26	736.95	212	1011.25	212	104	219.64	108	791.61

N.B. SFI stands for Serious Financial Irregularities.

Ongoing Projects

“Extension and Renovation Project of Distribution Line & Substation of Rajshahi Division (1st Revised)”

1. Project name	Extension and Renovation Project of Distribution Line and Sub-Station of Rajshahi Division (1 st Revised).
2. Objective	Bringing electricity to all by 2021, strengthening and improving the power distribution system in the project area, improving the socio-economic development of the people, ensuring safe and reliable power supply to customers by 2030 and providing improved customer service. Addition of an additional 375 MW power distribution capacity and increase of 3,15,000 customers.

3. Project Targets	New 33/11 KV sub-station installation- 04 Nos 33/11 KV sub-station Renovation and upgradation- 17 Nos 33 KV GIS Switching station- 02 Nos 33 KV New line construction- 164 Ckt-Km 33 KV line renovation- 55 Ckt-Km 11 KV new line construction- 376 Ckt-Km 11 KV line renovation- 197 Ckt-Km 11/0.4 KV new line construction- 394 Ckt-Km 11/0.4 KV line renovation- 379 Ckt-Km 0.4 KV new line construction-1029 Ckt-Km 0.4 KV line renovation- 636 Ckt-Km 11/0.4 KV Distribution Transformer installation- 2954 Nos
4. Project Timeframe	01.01.2019 - 30.06.2025
5. Project Estimated Cost (in Lakh BDT)	a) Total cost : 114107.44 b) GOB : 110008.05 c) Own fund : 4099.39 d) Others : 0.00

6. Project Area

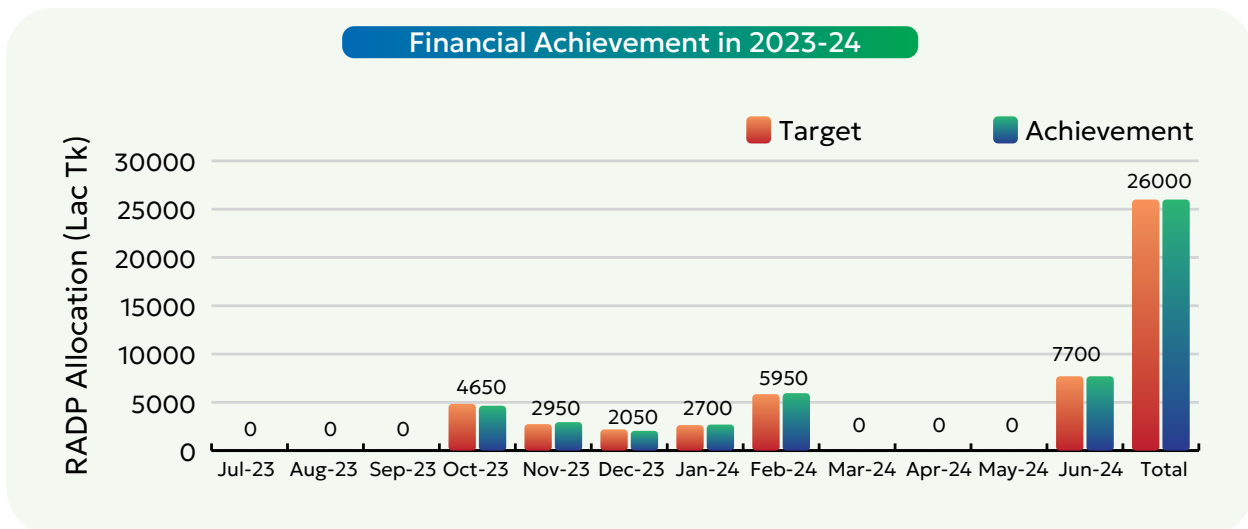
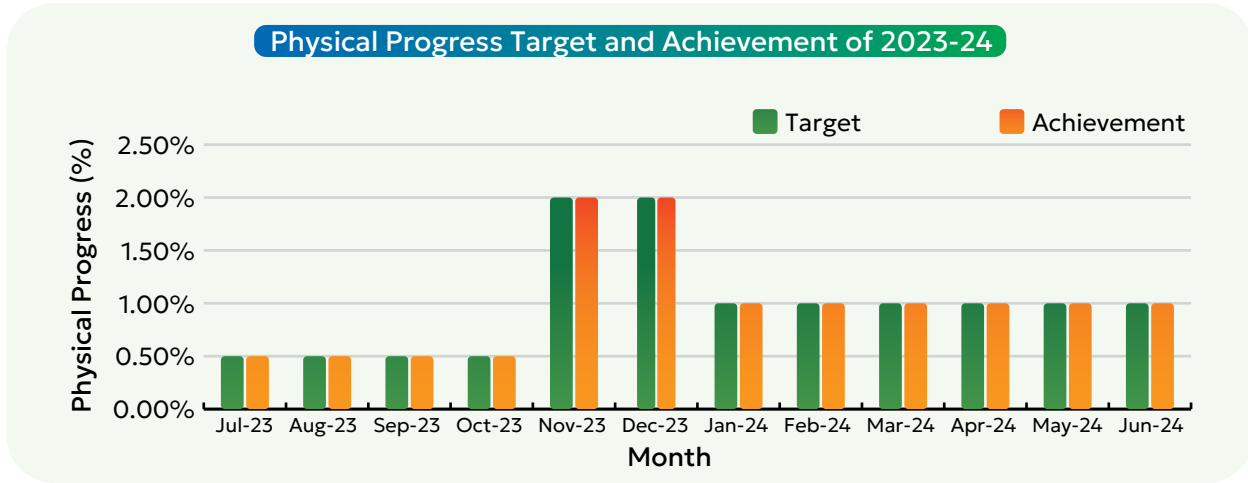
Division	District	Upazila
Rajshahi	Rajshahi	Rajshahi City Corporation, Godagari, Poba, Tanore, Nauhata, Puthiya, Tanore, Godagari
	Chapainawabganj	Chapainawabganj Sadar, Gomostapur, Shibganj
	Natore	Natore Sadar
	Naogaon	Naogaon Sadar
	Pabna	Pabna Sadar; Ishwardi
	Sirajganj	Sirajganj Sadar
	Bogura	Bogura Sadar, Shahjahanpur, Kahalu, Sherpur, Shantahar, Akkelpur, Shibganj, Dupchachiya
	Joypurhat	Joypurhat Sadar

7. Project Progress

Progress Type	FY 2023-2024	Cumulative progress upto June 2024
Physical (%)	12%	88%
Financial Expense (Crore BDT)	260.00(23.63%)	912.00(82.90%)

Project Achievements till June-2024

Total 63120 Nos. Poles; 2896.14 circuit km line; 2535 Nos. distribution transformers have been installed till June 2024 in the project area.



Extension and Renovation Project of Distribution Line & Substation of Rangpur Division, NESCO”

- 1. Project name** Extension and Renovation Project of Distribution Line and Sub-Station of Rangpur Division, NESCO (1st Revised).
- 2. Objective** Bringing electricity to all by 2021, strengthening and improving the power distribution system in the project area, improving the socio-economic development of the people, ensuring safe and reliable power supply to customers by 2030 and providing improved customer service.

3. Project Targets

New 33/11 KV sub-station installation- 02 nos.
 New 33 KV switching station- 02 nos.
 33/11 KV sub-station Renovation and upgradation- 09nos.
 33 KV underground line construction- 6.00 Circuit km
 33 KV New line construction- 129.50 Circuit km
 33 KV line renovation- 30.00 Circuit km
 11 KV new line construction- 344.00 Circuit km
 11 KV line renovation- 311.00 Circuit km
 11/0.4 KV new line construction- 1016.00 Circuit km
 11/0.4 KV line renovation- 322.00 Circuit km
 0.4 KV new line construction- 2016.00 Circuit km
 0.4 KV line renovation- 774.00 Circuit km
 11/0.4 KV Distribution Transformer installation- 2733 nos.

4. Project Timeframe

01.01.2019 - 30.06.2025

5. Project Estimated Cost (in Lakh BDT)

a) Total cost : 113372.64
 b) GOB : 108859.24
 c) Own fund : 4513.40
 d) Others : 0.00

6. Project Area

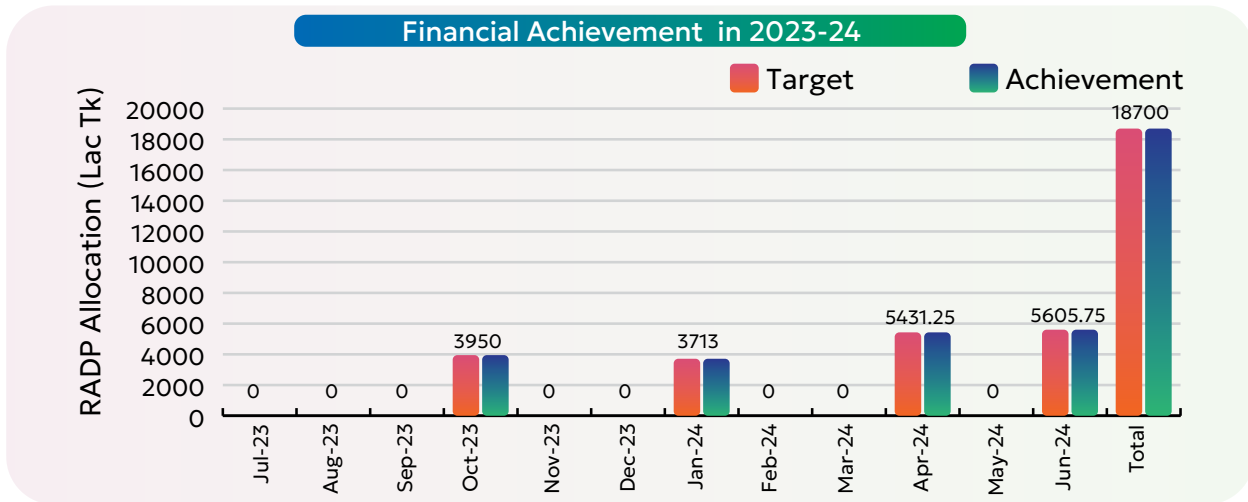
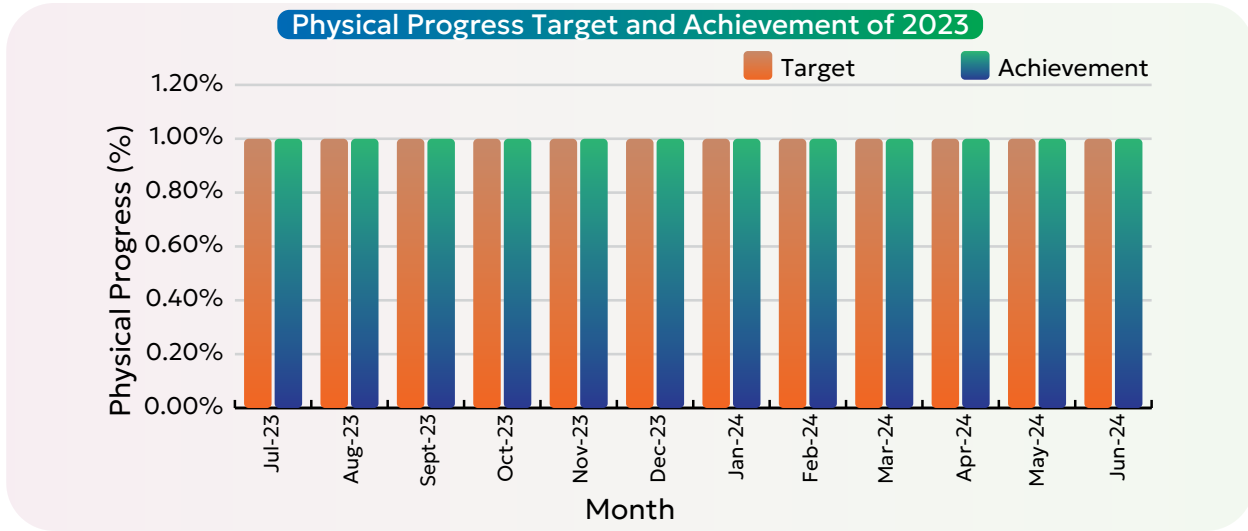
Administrative Division	District	City corporation/Pourosova/ Upazila
Rangpur	Rangpur	Rangpur City Corporation,
	Lalmonirhat	Lalmonirhat Sadar, Patgram Upazila, Kaligonj Upazila, Hatibandha Upazila
	Kurigram	Kurigram Sadar
	Gaibandha	Gaibandha Sadar, Gobindogonj, Polasbari
	Nilphamari	Nilphamari Sadar, Jaldhaka, Kisorgonj, Domar, Saidpur
	Dinajpur	Dinajpur Sadar, Parbatipur, Setabgonj, Fulbari
	Thakurgaon	Thakurgaon Sadar
	Panchagarh	Panchagarh Sadar, Tetulia

7. Project Progress

Progress Type	FY 2023-2024	Cumulative progress upto June 2024
Physical (%)	12.00%	88.48%
Financial (Crore BDT)	BDT 187.00 Crore	BDT 922.68 Crore (84.76%)

Project Achievements till June-2024

Total 4780.00 circuit km line; 2583 Nos. distribution transformers have been installed till June 2024.



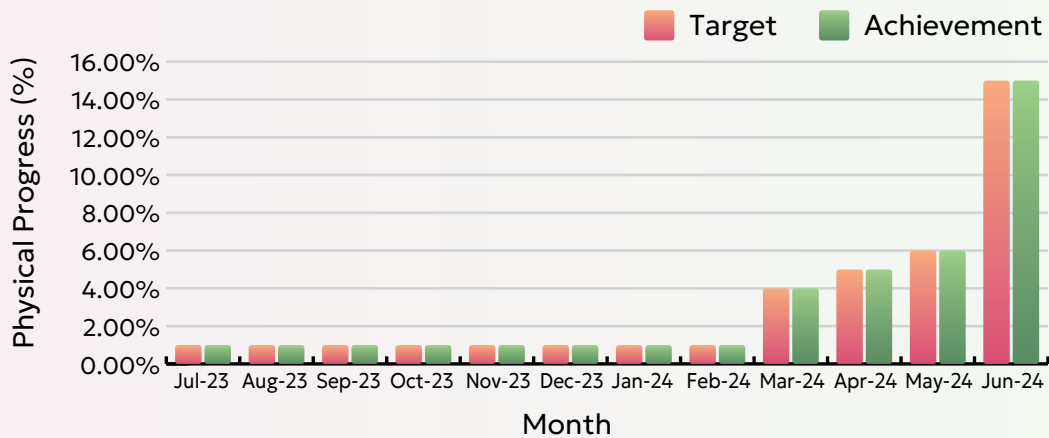
“Smart Distribution System Implementation Project in NESCO Area”

1. Project name	“Smart Distribution System Implementation Project in NESCO Area”
2. Objective	Ensuring reliable & quality power distribution system in NESCO area and reducing operational & maintenance cost by strengthening the operational efficiency of power distribution network.
3. Project Targets	<ul style="list-style-type: none"> • Installation & commissioning of SAS (Sub-station Automation System) at all 33/11 KV substation. • Installation of SCADA System Master Station (SSMS). • Establishing connectivity between 33/11 KV sub-stations and SSMS Monitoring and controlling of existing & upcoming 33/11 KV substations from SCADA Control Center. • Maintaining optimal load-based flexible operation.

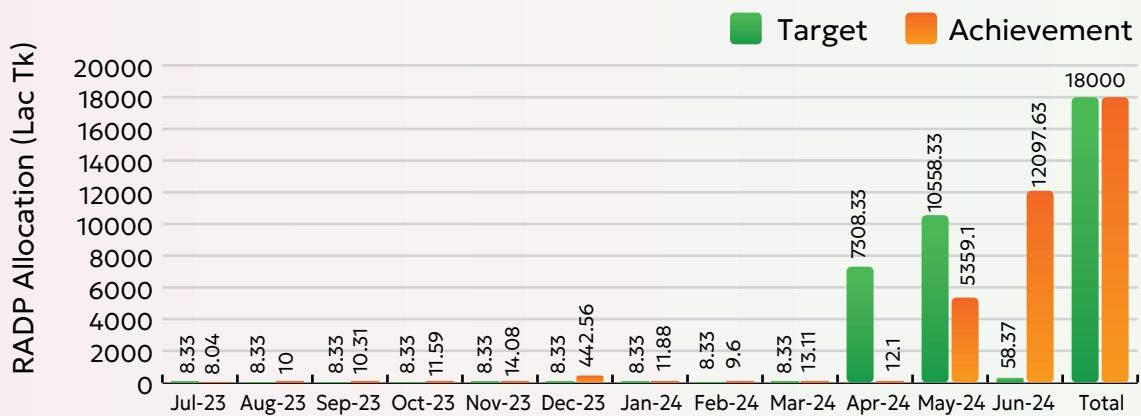
4. Project Timeframe	01 July 2022-30 June 2025
5. Project Estimated Cost (in lac Tk. as per Special Revision)	<ul style="list-style-type: none"> Total Cost : 30188.67 GOB : 22951.53 Own Fund : 7237.14
6. Project Area	The entire NESCO area.
7. Project Progress	Contract has been signed on 08 October 2023.

Progress Type	Cumulative progress upto June 2024
Physical (%)	40%
Financial (crore BDT)	181.2847

Physical Progress Target and Achievement of 2023



Financial Achievement in 2023

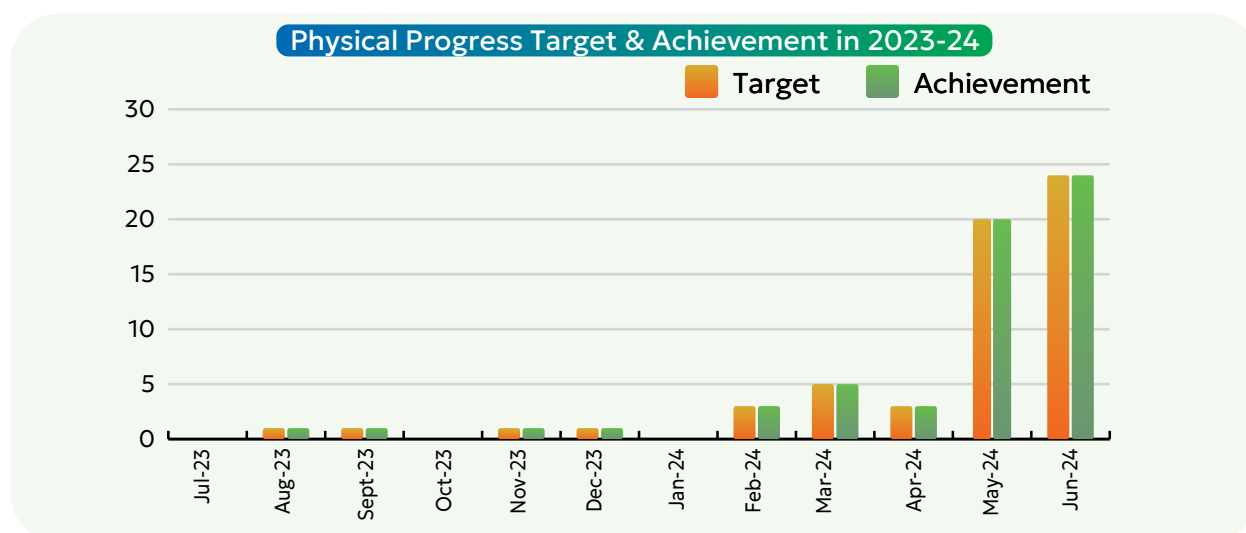


“Smart Pre-Payment Meter Installation Project in NESCO Area of Rajshahi and Rangpur Division (Special Revision)”

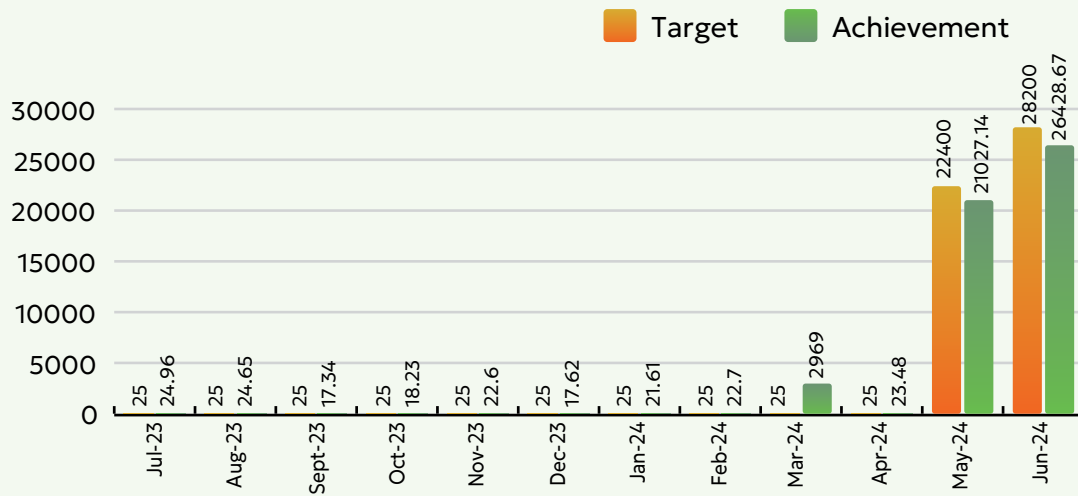
1. Project name	“Smart Pre-Payment Meter Installation Project in NESCO Area of Rajshahi and Rangpur Division (Special Revision)”
2. Objective	<ul style="list-style-type: none"> Ensuring real time billing and eliminating over-billing and under billing problems. Online access and payment opportunity of electricity bill by customers. Implementation of load control management and electricity saving from customer level. 100% revenue collection and reduction of system loss
3. Project Targets	<ul style="list-style-type: none"> Installation of 12,00,000 nos Smart Pre-Payment Meter. Installation of 13,619 nos Data Concentrator Unit (DCU). Installation of 03 nos of Head End System (HES).
4. Project Time frame	01 July 2022 - 30 June 2025
5. Project Estimated Cost (in lac Tk.)	a) Total Cost : 87776.18 b) GOB : 77230.64 c) Own Fund : 10545.54

6. Project Progress

Progress Type	FY 2023-2024	Cumulative progress upto June 2024
Physical (%)	59%	61%
Financial (crore BDT)	51018.00	51325.94



Financial Achievement in 2023-24



Completed Project

“Five lac Smart Pre-Payment Meter Installation in Northern Electricity Supply Company Limited Area”

1. Project name “Five lac Smart Pre-Payment Meter Installation in Northern Electricity Supply Company Limited Area”

2. Project Time frame
 a) Starting date: 01.07.2018
 b) Ending date: 30.06.2022

3. Project Estimated Cost (in lac BDT)
 a) Total cost : 41808.96
 b) GOB : 39952.08
 c) Own fund : 1856.88
 d) Others : 0.00
 This Project successfully Completed in the fiscal year 2021-2022.

4. Project Progress

Progress Type	FY 2021-2022	Cumulative progress upto June 2022
Physical (%)	49.75 %	100%
Financial (crore BDT)	206.96	387.24

5. Objective of the Project

- Advanced Revenue Collection.
- Providing better services on electricity.
- Reducing non-technical losses to almost zero.
- Simplifying the demand side load control system.
- Preventing misuse/unnecessary use of electricity.

6. The benefits getting by the consumers after using smart pre-payment meter are as follows:

- Customer bill-related complications will be removed.
- Customers will get a rebate at the rate of 1%.
- No need to receive and save a hardcopy of the electricity bill.
- Having the opportunity to recharge online from anywhere at any time.
- Having the opportunity to view all the information online, including meter reading and balance.
- No overbilling or under billing due to online connectivity.
- Even if the balance is exhausted, the power supply on credit will remain active.
- The company will not take the security deposit in case of a new connection and an increase in load.
- Skilled manpower has been formed through smart pre-payment meter training.

7. S&D wise Comparison after Smart Pre-Payment Meter Installation

S&D Name	Starting Date of Pre-Payment Meter Installation	Finishing Date of Pre-Payment Meter Installation	Average System loss before Installation	Average System loss after Installation	Average CB ratio before Installation	Average CB ratio after Installation
S&D-1, Rajshahi	14.01.2021	12.02.2022	9.20%	8.17%	95.47	102.54
S&D-4, Rajshahi	14.01.2021	17.02.2022	8.94%	7.60%	100.32	101.58
S&D Natore	05.04.2021	24.09.2021	9.60%	6.13%	95.18	103.24
S&D-1, Sirajganj	22.01.2021	28.08.2021	9.45%	6.64%	99.76	104.78
S&D-2, Sirajganj	22.01.2021	30.08.2021	9.45%	5.86%	99.76	103.49
S&D-1, Bogura	03.10.2021	18.04.2022	7.05%	5.62%	100.26	105.66
S&D-2, Bogura	09.10.2021	18.04.2022	9.23%	7.42%	97.95	106.75
S&D-3, Bogura	20.09.2021	20.04.2022	6.37%	7.49%	99.26	104.73
S&D-Karatoa, Bogura	15.10.2021	20.04.2022	9.23%	7.38%	97.95	106.67
ESU, Shibganj, Bogura.	01.03.2022	19.04.2022	16.97%	11.09%	98.57	104.88
S&D-1, Chapainawabganj	02.09.2021	15.01.2022	7.76%	6.43%	97.82	103.56
S&D-2, Chapainawabganj	02.09.2021	21.01.2022	9.95%	8.84%	95.53	105.60
S&D-1, Dinajpur	01.11.2021	19.02.2022	9.14%	7.72%	98.64	102.39
S&D-2, Dinajpur	01.11.2021	19.02.2022	10.82%	8.79%	98.35	100.84
S&D, Nilphamari	08.08.2021	26.02.2022	12.87%	9.85%	95.07	101.94
S&D saidpur	06.10.2021	29.03.2022	9.67%	8.02%	86.87	101.03

NESCO focuses on extending quality and satisfactory service to our valued consumers. After using smart meters, the customers are very satisfied with the quality of NESCO's service and NESCO has got more appreciation from the consumers. Through completion of this project NESCO took one more step towards achieving the goal of ensuring reliable and affordable power.

Pipeline Projects

“Power Distribution System Strengthening Project in NESCO Area”

1. Name of the Project	Power Distribution System Strengthening Project In NESCO Area
2. Expected Date	01.07.2025 - 30.06.2029
3. Project Estimated Cost (in lac BDT)	Total cost: 226,759.88 <ul style="list-style-type: none"> • e) GOB : 37,969.88 • f) Project Aid : 180,742.20 • g) Own fund : 8,047.79 • h) Others : 0.00
4. Main objectives of the Project	<ul style="list-style-type: none"> • Providing Quality Electricity. • Improvement of voltage level. • Strengthening the distribution system to cope with demand. • Reduction of technical loss. • Reducing Operational and Maintenance Cost. • Reduction of power outages.
5. Total scope of work of this project are given on the next column	<ol style="list-style-type: none"> 1. New AIS type 2*10/13.33 MVA AIS Substation 8 nos. 2. New AIS 1*10/13 MVA 33/11 kv Substation installation 2 nos. 3. Upgradation of 33/11 kv AIS Substation 10 nos. 4. 33 kv Bay & Breaker extension 3 nos. 5. New 33 KV source line installation 386 km. 6. Upgradation of 33 KV source line 132.12 km. 7. 11 KV new line installation 379.30 km. 8. 11 kv line Upgradation 340.68 km. 9. 11 kv line upgradation with marlin 100.00 km. 10. 11/0.4 KV new line 1052.00 km. 11. Upgradation of existing 11/0.4 kv line 491.26 km. 12. 0.4 KV New Line installation 770.70 km. 13. Upgradation of 1298 km existing 0.4 KV Line 1297.99 km. 14. 250 kva transformer installation on Distribution line 2236.00 nos. 15. 200 kva transformer installation on Distribution line 2123.00 nos. 16. 11 kv Capacitor bank installation 160.00 set.
6. Current Status of the Project	Feasibility Study has been done and PDPP is Approved by “Industry & Energy Division” of “Planning Division” . ERD (Economic Relation Division) Decided to fund the Project by Development Partner. DPP Preparation is Ongoing.

“Network Infrastructure Development & Modernization of Power Distribution System in NESCO area”

1. Name of the Project	“Network Infrastructure Development & Modernization of Power Distribution System in NESCO area”
2. Expected Date	01.01.2025 - 30.06.2029
3. Main objectives	<ol style="list-style-type: none"> 1. Ensuring a reliable and sustainable power distribution system. 2. By strengthening and automating the power distribution network and reducing system losses. 3. Along with reducing operation and maintenance costs.
4. Project Estimated Cost (in lac BDT)	<p>Total cost : 241,232.74</p> <ul style="list-style-type: none"> • GOB : 37,481.13 • Project Aid : 194,882.34 • Own fund : 8,869.27 • Others : 0.00
5. Necessity of the Project	<ol style="list-style-type: none"> a) Improves efficiency and power distribution capacity. b) Reduce Technical losses by flowing optimum load flow within the network. c) Fast & Fastest fault detection. d) Easier operation and maintenance due to standardization of line and substation. e) Use of equipment with higher efficiency and service life. f) Better performance for End Users to improve SAIDI, SAIFI scenario.
6. Scope of works	<ul style="list-style-type: none"> • Existing Data Center Capacity Expansion • Setting up 1 (one) Disaster Recovery Center • Upgradation of 9 Nos. AIS & 01 Nos GIS Sub-station. • 3 Nos. 33/11 KV 2*20/26.67 MVA GIS Sub-station & 3 Nos. 33/11 KV 2*10/26.67 MVA • AIS Sub-station • 8 nos 33 kv Switching station and 46 Nos. bay construction in 132/33 KV grid. • 4 nos Transformer Workshop construction. • 7.6 MWp Solar Power Park with 2MWH Storage system. • Installation of 320 sets of IED With Fault Locator feature • Corporate building in Rajshahi, Rangpur Zone Office in Rangpur, Training Center & Central Store in Bogura.
7. Current Status of the Project	Feasibility Study has been done and PDPP is Approved by “Industry & Energy Division” of “Planning Division”. ERD (Economic Relation Division) Decided to fund the Project by ADB. ADB sent the Aide Memorie. DPP has been Submitted to Power Division on 23 rd May’2024 and PSC Meeting was held on 8 th July’2024.

Vote of Thanks

As we come to the close of this Annual General Meeting, I would like to take a moment to extend my heartfelt thanks on behalf of NESCO to all those who had put in great efforts to make this event success.

I would like to express my sincere thanks & gratitude to our Hon'ble advisor of the Ministry of Power Energy and Mineral Resources, Ministry of Road Transport and Bridges and Ministry of Railways, Mr. Muhammad Fouzul Kabir Khan and respected Secretary, Ministry of Power, Energy and Mineral Resources Ms. Farzana Mamtaz for their unbounded support & guidance. Their instructions and advices helped us enormously leading up to this event. I express my gratitude to the esteemed shareholders and members, for taking the time to attend this AGM. Your continued support and participation are invaluable to the success and growth of this organization. We deeply appreciate your commitment and trust.

I would also like to thank our dedicated Board of Directors for their visionary leadership and unwavering support throughout the year. Your guidance has been instrumental in helping us navigate difficult situations that we came across along the way.

Special thanks go to our management team and all the employees who have worked diligently to achieve the goals we set for the past year. Your hard work, creativity, and dedication are the backbone of our organization, and it is because of your collective efforts that we continue to move forward.

We are grateful to our auditors, legal advisors, and other external partners for ably supporting us with your valuable professional insights. Your suggestions have helped us run the company smoothly in accordance with appropriate regulatory standards.

I would like to thank the organizing team for their excellent work in coordinating this meeting. Your attention to the details and flawless execution has been remarkable.

I hope and believe that with the support of all we will continue to grow and achieve greater success in the years to come.

Thank you once again for your time, your trust, and your dedication. I look forward to continuing this journey together.

Have a great evening ahead.



Md Rezanur Rahman

Chairman, NESCO

&

Additional Secretary, Power Division

Audit Report & Audited Financial Statements



Independent Auditor's Report

To the Shareholders of

Northern Electricity Supply PLC.

Report on the Audit of the Financial Statements

Qualified Opinion

We have audited the financial statements of **Northern Electricity Supply PLC.** (the Company), which comprise the statement of financial position as at 30 June 2024 and the statement of profit or loss and other comprehensive income, statement of changes in equity and statement of cash flows for the year then ended and notes to the financial statements, including a summary of significant accounting policies.

In our opinion, except for the effects of the matter described in the Basis for Qualified Opinion section of our report, the accompanying financial statements give a true and fair view of the financial position of the company as at 30 June 2024 and of its financial performance and its cash flows for the year then ended in accordance with International Financial Reporting Standards (IFRSs).

Basis for Qualified Opinion

We conducted our audit in accordance with International Standards on Auditing (ISAs). Our responsibilities under those standards are further described in the Auditor's Responsibilities for the Audit of the Financial Statements section of our report. We are independent of the Company in accordance with the International Ethics Standards Board of Accountants' Code of Ethics for Professional Accountants (IESBA Code) together with the ethical requirements that are relevant to our audit of the Financial Statements in Bangladesh, and we have fulfilled our other ethical responsibilities in accordance with these requirements and the IESBA Code. We believe that the audit evidence we have obtained is sufficient and appropriate to provide a basis for our qualified opinion.

1. As per paragraph 15 of IAS 12, A Company has to recognize deferred tax assets and deferred tax liabilities and present the same in the financial statement separately. But NESCO did not comply with this requirement of IAS 12.
2. As disclosed note 26 Liabilities for Expenses sub head "Clearing Accounts Balances" the company has shown in its Financial Position amount in Taka (70,467,354) which is offsetting the Financial Position and also its non compliance of IAS-1.

Other Information

The management of **Northern Electricity Supply PLC.** is responsible for the other information. The other information comprises all of the information in the Annual Report other than the financial statements and our auditor's report thereon. The annual report is expected to be made available to us after the date of this auditor's report.

Our opinion on the financial statements does not cover the other information and we do not express any form of assurance conclusion thereon.

In connection with our audit of the financial statements, our responsibility is to read the other information identified above and, in doing so, consider whether the other information is materially inconsistent with the financial statements or our knowledge obtained in the audit or otherwise appears to be materially misstated.

When we read the annual report, if we conclude that there is a material misstatement we are required to communicate the matter to those charged with governance.

Responsibilities of Management and Those Charged with Governance for the Financial Statements

The Management of **Northern Electricity Supply PLC.** is responsible for the preparation and fair presentation of the Financial Statements in accordance with International Financial Reporting Standards (IFRSs), the Companies Act, 1994 (amended-2020) and other applicable laws and regulations and for such internal control as management determines is necessary to enable the preparation of financial statements that are free from material misstatement, whether due to fraud or error.

In preparing the financial statements, management is responsible for assessing the Company's ability to continue as a going concern, disclosing, as applicable, matters related to going concern and using the going concern basis of accounting unless management either intends to liquidate the company or to cease operations, or has no realistic alternative but to do so.

Those charged with governance are responsible for overseeing the Company's financial reporting process.

Auditor's Responsibilities for the audit of the financial statements

Our objectives are to obtain reasonable assurance about whether the financial statements as a whole are free from material misstatement, whether due to fraud or error, and to issue an auditor's report that includes our opinion. Reasonable assurance is a high level of assurance, but is not a guarantee that an audit conducted in accordance with International Standards on Auditing (ISAs) will always detect a material misstatement when it exists. Misstatements can arise from fraud or error and are considered material if, individually or in the aggregate they could reasonably be expected to influence the economic decisions of users taken on the basis of these financial statements.

As part of an audit in accordance with ISAs, we exercise professional judgment and maintain professional skepticism throughout the audit. We also:

- ◆ Identify and assess the risks of material misstatement of the financial statements, whether due to fraud or error, design and perform audit procedures responsive to those risks, and obtain audit evidence that is sufficient and appropriate to provide a basis for our opinion. The risk of not detecting a material misstatement resulting from fraud is higher than for one resulting from error, as fraud may involve collusion, forgery, intentional omissions, misrepresentations, or the override of internal control.
- ◆ Obtain an understanding of internal control relevant to the audit in order to design audit procedures that are appropriate in the circumstances, but not for the purpose of expressing an opinion on the effectiveness of the company's internal control.
- ◆ Evaluate the appropriateness of accounting policies used and the reasonableness of accounting estimates and related disclosures made by management.

- ◆ Conclude on the appropriateness of management’s use of the going concern basis of accounting and, based on the audit evidence obtained, whether a material uncertainty exists related to events or conditions that may cast significant doubt on the company’s ability to continue as a going concern. If we conclude that a material uncertainty exists, we are required to draw attention in our auditor’s report to the related disclosures in the financial statements or, if such disclosures are inadequate, to modify our opinion. Our conclusions are based on the audit evidence obtained up to the date of our auditor’s report. However, future events or conditions may cause the company to cease to continue as a going concern.
- ◆ Evaluate the overall presentation, structure and content of the financial statements, including the disclosures, and whether the financial statements represent the underlying transactions and events in a manner that achieves fair presentation.

We communicate with those charged with governance regarding, among other matters, the planned scope and timing of the audit and significant audit findings, including any significant deficiencies in internal control that we identify during our audit.

We also provide those charged with governance with a statement that we have complied with relevant ethical requirements regarding independence, and to communicate with them all relationships and other matters that may reasonably be thought to bear on our independence, and where applicable, related safeguards.

Report on Other Legal and Regulatory Requirements

In accordance with the Companies Act 1994 (Amendment-2020), we also report the following:

- we have obtained all the information and explanations which to the best of our knowledge and belief were necessary for the purposes of our audit and made due verification thereof;
- in our opinion, proper books of account as required by law have been kept by the company so far as it appeared from our examination of those books; and
- the statement of financial position and statement of profit or loss and other comprehensive income dealt with by the report are in agreement with the books of account.

Place: Dhaka

Dated: 11 November 2024



Hedayet Ullah FCA

Senior Partner (Enrollment No. 0281)

K. M. HASAN & CO.

Chartered Accountants

DVC - 241 1 120281AS461667

Northern Electricity Supply PLC.
(An Enterprise of Bangladesh Power Development Board)

Statement of Financial Position


As at June 30, 2024

Amount in Tk

	Notes	2024	2023
ASSETS			
Non-Current Assets			
Property, Plant and Equipment	3.00	16,688,539,711	17,006,108,610
Right of Use Assets	4.00	3,746,624	-
Capital Works-in-Progress	5.00	5,000,000	-
Project in Process	6.00	23,881,693,752	14,198,641,743
		40,578,980,087	31,204,750,353
Current Assets			
Inventories (Stock and Stores)	7.00	1,591,114,977	1,603,649,259
Accounts Receivable	8.00	7,335,076,942	6,600,852,521
Other Receivables	9.00	101,960,205	64,044,542
Advance, Deposits and Prepayments	10.00	551,579,948	563,234,954
Short Term Investment	11.00	3,116,750,036	2,400,013,699
Cash and Cash Equivalents	12.00	3,858,504,826	3,176,403,022
		16,554,986,933	14,408,197,998
Total Assets		57,133,967,020	45,612,948,350
SHAREHOLDERS' EQUITY AND LIABILITIES			
Shareholders' Equity			
Share capital	13.00	22,422,882,800	19,670,382,800
BPDB's Equity	14.00	-	-
GoB Equity (Projects)	15.00	6,471,000,064	2,752,500,064
Retained Earnings/(Loss)		(3,655,115,701)	(3,406,417,910)
		25,238,767,162	19,016,464,953
Non-Current Liabilities			
GoB. Loan (not yet due)	14(B)	1,009,500,000	1,009,500,000
GoB. Loan (Project)	16.00	11,413,616,437	7,099,616,437
Foreign Loan (not yet due)	14(B)	2,205,500,000	2,205,500,000
Other Payables to BPDB	17.00	4,105,682,505	4,335,682,505
Lease Liabilities	18.00	3,841,834	-
Security Deposit	19.00	2,453,178,402	2,316,878,617
		21,191,319,178	16,967,177,560
Current Liabilities			
Fund for Employee's APA Bonus	20.00	67,734,419	66,986,230
Accounts Payables- BPDB and PGCB	21.00	7,793,752,901	6,856,482,470
Accounts Payable- Contractors and Supplier	22.00	191,285,252	114,828,393
Accounts Payable- Others	23.00	95,786,249	65,683,855
Deposit Work	24.00	1,501,174,266	1,513,790,079
Liabilities for Expenses	25.00	772,236,462	631,789,442
Provision for WPPF	26.00	-	51,235,162
Provision for Income Tax	27.00	281,911,132	328,510,208
		10,703,880,680	9,629,305,838
Total Equity and Liabilities		57,133,967,020	45,612,948,350


The annexed notes 1 to 40 and Annexure -'A to G' form an integral part of these Financial Statements.


Mst. Ismat Ara
Company Secretary


Sayed Golam Ahammad, FCMA
Executive Director (Finance)


Zakiul Islam
Managing Director


Mahmudul Kabir Murad
Convener-Audit Committee


Faiyez Ahamed
Chairman

Signed in terms of our separate report of even date annexed.


Hedayet Ullah FCA
Senior Partner (Enrollment No. 0281)
K. M. HASAN & CO.
Chartered Accountants
DVC - 241 1120281AS461667


Place: Dhaka
Dated: 11 November 2024

Northern Electricity Supply PLC.
(An Enterprise of Bangladesh Power Development Board)
Statement of Profit or Loss and Other Comprehensive Income
For the year ended 30 June 2024

	Notes	2024	2023
Amount in Tk.			
Revenue from Operations			
Energy Sales	28.00	38,587,922,710	31,197,085,997
Other Operating Income	29.00	775,086,209	695,576,527
		39,363,008,919	31,892,662,524
Less: Cost of Energy Sales			
Energy Purchase	30.00	(33,722,320,185)	(27,012,748,630)
Power Factor Surcharge	30.01	(84,116,552)	(107,033,527)
Wheeling and Transmission Charge	31.00	(1,466,183,584)	(1,257,504,484)
		(35,272,620,321)	(28,377,286,640)
Gross Profit		4,090,388,598	3,515,375,884
Less: Operating and Administrative Expenses			
Personnel Expenses	32.00	(2,745,869,155)	(2,765,464,513)
Office and Administrative Expenses	33.00	(427,542,788)	(356,779,605)
Repair and Maintenance Expenses	34.00	(126,503,448)	(110,464,885)
Bad and Doubtful Debts	35.00	(39,866,780)	(102,476,071)
Depreciation	Annex-A	(985,412,389)	(947,384,068)
		(4,325,194,559)	(4,282,569,143)
Profit/(Loss) from Operations		(234,805,961)	(767,193,259)
Add: Non Operating Income/(Expenses)			
Interest Expenses	36.00	(4,190,426)	(6,487,076)
Other Operating Expenses	37.00	(18,547,600)	(72,456,782)
Foreign Exchange loss	38.00	(1,300,350)	-
Other Non Operating Income	39.00	22,137,035	8,111,908
Interest Income	40.00	229,082,363	155,669,008
		227,181,022	84,837,058
Profit/(Loss) before Contribution to WPPF		(7,624,939)	(682,356,201)
Less: Contribution to WPPF (5% on Profit before tax)		-	-
Profit/(Loss) before Tax		(7,624,939)	(682,356,201)
Income Tax expense	27.01	(241,072,852)	(192,338,661)
Profit/(Loss) after Tax		(248,697,791)	(874,694,862)
Other Comprehensive Income		-	-
Total Comprehensive Income		(248,697,791)	(874,694,862)

The annexed notes 1 to 40 and Annexure -'A' to 'G' form an integral part of these financial statements.


Mst. Ismat Ara
Company Secretary


Sayed Golam Ahammad, FCMA
Executive Director (Finance)


Zakiul Islam
Managing Director


Mahmudul Kabir Murad
Convener-Audit Committee


Faiyez Ahamed
Chairman

Signed in terms of our separate report of even date annexed.


Hedayet Ullah FCA
Senior Partner (Enrollment No. 0281)
K. M. HASAN & CO.
Chartered Accountants
DVC - 241 1 120281AS461667

Place: Dhaka
Dated: 11 November 2024

Northern Electricity Supply PLC.
(An Enterprise of Bangladesh Power Development Board)

Statement of Changes in Equity

For the year ended 30 June 2024

Amount in Taka

Particulars	Share Capital	GoB Equity (Projects)	BPDB Equity	Retained Earnings	Total
Balance as at 01 July 2023	19,670,382,800	2,752,500,064	-	(3,406,417,910)	19,016,464,953
Add: GoB Equity during the year	-	6,471,000,000	-	-	6,471,000,000
Add: Share Capital from BPDB	-	-	-	-	-
Add: Share Capital from Power Division	2,752,500,000	-	-	-	2,752,500,000
Less: BPDB's Equity	-	-	-	-	-
Less: GoB Equity (Projects)	-	(2,752,500,000)	-	-	(2,752,500,000)
Add: Cash Dividend 2022-23	-	-	-	-	-
Profit/(loss) during the Year	-	-	-	(248,697,791)	(248,697,791)
Balance as at 30 June 2024	22,422,882,800	6,471,000,064	-	(3,655,115,701)	25,238,767,162

For the year ended 30 June 2023

Amount in Taka


Particulars	Share Capital	GoB Equity (Projects)	BPDB Equity	Retained Earnings	Total
Balance as at July 01, 2022	15,409,136,500	4,261,246,364	-	(2,516,313,912)	17,154,068,951
Add: GoB Equity during the year	-	2,752,500,000	-	-	2,752,500,000
Add: Share Capital from BPDB	-	-	-	-	-
Add: Share Capital from Power Division	4,261,246,300	-	-	-	4,261,246,300
Less: BPDB's Equity	-	-	-	-	-
Less: GoB Equity (Projects)	-	(4,261,246,300)	-	-	(4,261,246,300)
Add: Cash Dividend 2021-22	-	-	-	(15,409,137)	(15,409,137)
Profit/(loss) during the Year	-	-	-	(874,694,862)	(874,694,862)
Balance as at June 30, 2023	19,670,382,800	2,752,500,064	-	(3,406,417,910)	19,016,464,953



Mst. Ismat Ara
Company Secretary



Mahmudul Kabir Murad
Convener-Audit Committee



Sayed Golam Ahammad, FCMA
Executive Director (Finance)




Zakiul Islam
Managing Director



Faiyez Ahamed
Chairman

Signed in terms of our separate report of even date annexed.



Hedayet Ullah FCA

Senior Partner (Enrollment No. 0281)
K. M. HASAN & CO.
Chartered Accountants
DVC - 241 1120281AS461667

Place: Dhaka

Dated: 11 November 2024

Northern Electricity Supply PLC.
(An Enterprise of Bangladesh Power Development Board)

Statement of Cash Flows

For the year ended 30 June 2024

Amount in Tk.

	2024	2023
A. Cash Flows from Operating activities		
Net Profit/(Loss) after Tax	(248,697,791)	(874,694,862)
Adjustment to Net Profit/(Loss):		
Depreciation	984,508,031	947,384,068
Increase/(Decrease) in Liability for Expenses	140,447,020	23,729,648
Increase/(Decrease) in Accounts Payables- BPDB and PGCB	937,270,431	3,955,804,858
Increase/(Decrease) in Accounts Payable- Contractors and Supplier	76,456,859	44,327,652
Increase/(Decrease) in Accounts Payable- Others	30,102,395	(34,657,642)
Increase/(Decrease) in Other payables to BPDB	(230,000,000)	-
Increase/(Decrease) in Deposit Work	(12,615,813)	81,674,672
Increase/(Decrease) in Security Deposit	136,299,785	237,961,878
Increase/(Decrease) in Fund For Employees APA Bonus	748,189	(124,231,060)
(Increase)/ Decrease in Accounts Receivables	(734,224,420)	(341,048,118)
(Increase)/ Decrease in Other Receivables	(37,915,663)	(23,403,338)
(Increase)/ Decrease in Stores and stock	12,534,282	(16,637,311)
(Increase)/ Decrease in Advance, Deposit and Prepayment	11,655,006	(362,858,626)
(Increase)/ Decrease in WPPF	(51,235,162)	-
(Increase)/ Decrease in Provision for Income Tax	(46,599,076)	20,812,656
Net Cash (used)/provided operating activities	968,734,071	3,534,164,476
B. Cash flows from Investing activities		
Acquisition of Fixed Assets	(666,939,132)	(4,258,338,316)
Right of Use Lease Assets	(3,746,624)	-
Short Term Investments	(716,736,337)	(617,670,096)
Capital Works-in-Progress	(5,000,000)	-
Project in Process	(9,683,052,009)	(749,751,299)
Net Cash used in investing activities	(11,075,474,101)	(5,625,759,712)
C. Cash flows from Financing activities:		
Lease Liabilities	3,841,834	-
GoB Equity (Projects)	3,718,500,000	(1,508,746,300)
Govt. Loan (not yet due)	-	-
GoB. Loan (Project)	4,314,000,000	1,835,000,000
Share Capital	2,752,500,000	4,261,246,300
Cash Dividend	-	(15,409,137)
Net Cash generated in Financing activities	10,788,841,834	4,572,090,864
D. Increase/(Decrease) in Cash and Cash equivalent (A+B+C)	682,101,804	2,480,495,627
E. Cash and Cash equivalent at beginning of the year	3,176,403,022	695,907,394
Cash and Cash equivalent at end of the year (D+E)	3,858,504,826	3,176,403,022


Mst. Ismat Ara
Company Secretary


Mahmudul Kabir Murad
Convener-Audit Committee

Place: Dhaka
Dated: 11 November 2024


Sayed Golam Ahammad, FCMA
Executive Director (Finance)


Zakiul Islam
Managing Director


Faiyez Ahamed
Chairman

Northern Electricity Supply PLC.
(An Enterprise of Bangladesh Power Development Board)

Notes to the Financial Statements

As at and for the year ended 30 June 2024

1.00 Legal Status and Nature of the Company - Disclosure under IAS 1 “Presentation of Financial Statements”:

1.01 Domicile, Legal Form and Country of Incorporation

Northern Electricity Supply PLC. (the Company) was incorporated in Bangladesh on 3rd August 2005 as public limited company under the Companies Act, 1994 vide Reg. No. C-58433(439)/05 as North-West Zone Power Distribution Company Limited. The Certificate of Commencement of Business was granted to the company on the same date. After that North-West Zone Power Distribution Company Limited changed its name and incorporated vide reg. no. C-58433 dated 12 September 2007 duly under the Company Act 1994 (amendment-2020). “The company changed its name in its 5th Extraordinary General Meeting (EGM) held on February 28, 2024, from Northern Electricity Supply PLC.. to Northern Electricity Supply PLC..”

1.02 Address of Registered Office & Principal Place of Business

The Registered office of the Company is situated at Bidyut Bhaban, Hetem Khan, Rajshahi-6000, Bangladesh. The address of operational head quarter is also at Bidyut Bhaban, Hetem Khan, Rajshahi-6000, Bangladesh.

1.03 Principal Activities and Nature of Operation

The main objective of the Company is to distribute quality electricity to its consumers effectively and efficiently. NESCO started its commercial operations from 01 October 2016 in Rajshahi & Rangpur Division area as per Govt. decision vide order no বিদ্যুৎ, জ্বালানি ও খনিজসম্পদ মন্ত্রণালয়এর স্মারক নং-২৭.০০.০০০০.০৮৮.৯৯.০০৬.১৬.৩৩৬, তারিখঃ ২০.০৯.২০১৬.

1.04 Basis for Preparation of Financial Statements

1.04.1 Reporting Framework and Compliance thereof

The Financial Statements have been prepared on historical cost convention in accordance with International Financial Reporting Standards (IFRSs), except where otherwise mentioned, and are in compliance with the relevant requirements of the Companies Act, 1994, the Securities and Exchange Rules 1987 and other applicable laws and regulations.

1.04.2 Other Regulatory Compliance

The company is also required to comply the following Status:

1. The Income Tax Act, 2023
2. The Income Tax Rules, 2023
3. The Value Added Tax and Supplementary Duties Act, 2012
4. The Value Added Tax and Supplementary Duties Rules, 2016
5. The Custom Act, 1969
6. Bangladesh Labour Act, 2006 Amended in 2013
7. Bangladesh labour Rules, 2015
8. Rules and Regulation of Bangladesh Energy Regulatory Commission (BERC)

1.05 Complete Set of Financial Statements

As per IAS 1 - Presentation of Financial Statements; a complete set of Financial Statement comprises of followings:

- Statement of Financial Position;
- Statement of Profit or Loss and Other Comprehensive Income;
- Statement of Changes in Equity;
- Statement of Cash Flows; and
- Notes to the Financial Statements.

1.06 Basis of Measurement

Measurement is the process of determining the monetary amounts at which the elements of the financial statements are to be recognized and carried in the statement of financial position and profit or loss and other comprehensive income. The measurement basis adopted by the Company is historical cost of property, plant and equipment, financial assets and inventories as disclosed in the accounting policies below.

1.06.1 Functional and Presentational Currency and Level of Precision

These financial statements are presented in Bangladeshi Taka except where indicated otherwise, which is both functional currency and presentation currency of the Company.

1.06.2 Foreign Currencies

Transactions in foreign currencies are recorded in local currency applying the exchange rates prevailing on the dates of transactions or where covered by a forward exchange contract, at the forward cover rates. Monetary assets and liabilities denominated in foreign currencies are converted to taka at the rate of closing date and the resulting exchange fluctuation gains and losses are treated in profit & Loss A/C.

1.07 Use of Judgments and Estimates

1.07.1 Estimates

The preparation of financial statements in conformity with IFRSs requires the use of estimates and assumptions that affect the reported amounts of assets and liabilities and of revenues and expenses. Such estimates are prepared on the assumption of going concern and are established based on currently available information. Changes in facts and circumstances may result in revised estimates, and actual results could differ from the estimates.

Significant estimates made by management in the preparation of these financial statements include assumptions used for trade receivables, depreciation and provision for tax.

1.07.2 Judgments

The accounting for certain provisions and the disclosure of contingent liabilities and claims at the date of the financial statements is judgmental.

1.08 Reporting Period

The financial period of the company covers twelve months period from 1 July 2023 to 30 June 2024.

1.09 Comparative Information and Rearrangement thereof

Comparative information have been disclosed in respect of the year 2022-2023 for all numerical information in the financial statements and also the narrative and descriptive

information when it is relevant for understanding the current years financial statements.

1.10 Going Concern

The company has adequate resources to continue in operation for the foreseeable future. For this reason the directors continue to adopt going concern basis in preparing the accounts. The current credit facilities and resources of the company provide sufficient fund to meet the present requirements of its existing business.

1.11 Accrual Basis of Accounting

These financial statements have been prepared on a accrual basis of accounting, except for cash flow information. The items of assets, liabilities, equity, income and expenses (the elements of financial statements) have been recognized when they satisfy the definitions and recognition criteria applicable for these elements as mentioned in the Framework.

1.12 Materiality and Aggregation

These financial statements present separately each material class of similar items. Dissimilar nature or function items are presented separately unless they are immaterial. Financial statements result from processing large numbers of transactions or other events that are aggregated into classes according to their nature or function.

1.13 Offsetting

The Company reports separately both assets and liabilities, and income and expenses, unless required by an applicable accounting standard or offsetting reflects the substance of the transaction and such offsetting is permitted by applicable accounting standard.

2 Significant Accounting Policies

The accounting policies set out below have been applied consistently to all periods presented in these financial statements.

2.1 Property, Plant and Equipment

2.1.1 Recognition and measurement

i) Recognition

The cost of an item of property, plant and equipment shall be recognised as an asset if, and only if: (a) it is probable that future economic benefits associated with the item will flow to the entity; and (b) the cost of the item can be measured reliably.

ii) Measurement

All properties handed over by Bangladesh Power Development Board (BPDB) vide order no বিদ্যুৎ,জ্বালানি ও খনিজসম্পদ মন্ত্রনালয়এর স্মারকনং-২৭.০০.০০০০.০৮৮.৯৯.০০৬.১৬.৩৩৬, তারিখঃ ২০.০৯.২০১৬. After 01.10.2016 Some Plant& equipment purchased by NESCO. are recorded at cost considering its purchase price and any directly attributable cost of bringing the assets to working condition for intended use inclusive of inward freight, duties and non-returnable taxes. Provisional Vender agreement was signed on 24 June 2021 by Bangladesh Power Development Board (BPDB) and NESCO.

iii) Subsequent Expenditure

- a) Repairs and maintenance expenditure is recognized as expenditure as incurred; and
- b) Replacement parts are capitalized, provided the original cost of the items they replace is derecognized.

2.1.2 Depreciation

Depreciation is charged at straight line method at rates varying from 3% to 20% depending on category and economic life of the Assets as under: NESCO charged depreciation as daily basis from following their acquisition date. Depreciation rates prescribed by the management of NESCO and categories of assets are as follows :

Name of Assets	Rate of Depreciation
Land	Nil
Building	2.50%
Computer and Equipment	20%
Furniture	10%
Vehicles	10%
Distribution line and 'Electric Equipment	3%
Smart Prepayment Meter	10%

2.1.3 Full year's depreciation is charged on assets which handed over by BPDB and acquired assets during the year depreciation is charged as daily basis from following their acquisition date.

2.02 Project in Process

The management has decide to classify and present project in process which includes various projects of supply and distribution of electricity funded by Government named Smart pre-payment metering project, extension and renovation in Rajshahi Division, extension and renovation in Rangpur Division, Smart distribution project.

2.03 Leases IFRS-16

Northern Electricity Supply PLC. has applied IFRS 16: "Leases for the first time with the date of initial application of 01 July 2023 using modified retrospective approach where the company measured the lease liability at the present value of the remaining lease payments and recognized a right-of-use asset at the date of the initial application on a lease by lease basis.

In according to IFRS 16 leases, a contract is, or contains, a lease if it conveys the right to control the use of an identified asset for a period of time in exchange for consideration.

Control is conveyed where the customer has both the right to direct the identified asset's use and to obtain substantially all the economic benefits from that use.

An asset typically identified by being explicitly specified in a contract, but an asset can also be identified by being implicitly specified at the time it is made available for use by the customer.

Upon lease commencement the company recognizes a right-of-use asset and lease liability. The right-of-use asset is initially measured at the amount of the lease liability. After lease commencement, the company measures the right-of-use asset using a cost model. Under the cost model a right-of use asset is measured at cost less accumulated depreciation and accumulated impairment.

2.04 Inventories (Stock and Stores)

Inventory has been measured at lower of cost or net realisable value and valued under weighted average cost method in accordance with the requirement of para 25 of IAS - 2 "Inventories" after making due allowance for any obsolete or slow moving items.

2.05 Accounts Receivables

Accounts receivables are initially recognized at cost which is the fair value of the consideration given for them.

2.06 Bad and Doubtful Debts

By the decision of 143th Board Meeting held at October 12, 2022 NESCO decided to keep Provision for Bad and Doubtful Debts as per following rates depending on aging of Accounts Receivable and accordingly the company has made Provision for Bad and Doubtful Debts during the year.

Aging of Accounts Receivable	Rate
0 to 12 Months	1%
13 to 24 Months	3%
25 to 36 Months	10%
37 to 60 Months	40%
More than 60 Months	80%

Calculation of Bad Debt Provision upto 30 June 2024 as per above policy

Aging of Accounts Receivable	Accounts Receivable	Rate of Provision	Amount of Provision
0 to 12 month	5,518,863,501	1%	55,188,635
13 to 24 month	874,728,272	3%	26,241,848
25 to 36 month	317,894,638	10%	31,789,464
37 to 48 month	318,138,958	40%	127,255,583
49 to 60 month	501,330,129	40%	200,532,052
More than 60 month	1,225,645,125	80%	980,516,100
Total	8,756,600,624		1,421,523,682

Bad Debt Provision made during the year (2023-2024)

Total Provision for bad debts up to 30-6-2024	1,421,523,682
Less: Provision for bad debt up to June 30, 2023 (As per Audit Report)	1,381,656,902
Bad Debt Provision made during the year	39,866,780

2.07 Other Receivables

Other receivables consist of interest receivable from fixed deposits receipts (FDR).

2.08 Advance, Deposit and Prepayments

Advances are initially measured at cost. After initial recognition advances are carried at cost less deductions, adjustments or charges to other account heads such as property, plant and equipment or stock etc.

Deposits are measured at actual value.

Prepayments are initially measured at cost. After initial recognition prepayments are carried at cost less charges to profit and loss account.

2.09 Short Term Investment

Investment in FDR are classified as short term investment comprises fixed bank deposit with several Government and private bank which were invested upto 30 June 2024 with upto date interest.

2.10 Cash and Cash Equivalents

Cash and cash equivalents comprises in hand and demand deposit and, cash equivalents are short term, highly liquid investments that are readily convertible to known amounts of cash and which are subject to an insignificant risk of changes in value. IAS 1 "Presentation of Financial Statements" provides that Cash and Cash Equivalents are not restricted in use.

2.11 Statement of Cash Flows

Statement of Cash Flows is prepared principally in accordance with IAS 7 "Statement of Cash Flows" and the cash flow from the operating activities have been presented under direct method as prescribed by the Securities and Exchange Rules, 1987 and considering the provision of paragraph 19 of IAS 7 which provides that "enterprises are encouraged to report cash flow from operating activities using the direct method".

2.12 Financial Structures

The financial structure of the company comprises:

- i. Share Capital all of which are effectively owned by Bangladesh Power Development Board (BPDB); Power Division, Ministry of PEMR; Finance Division, Ministry of Finance and Others.
- ii. Short term and Long term loan comprising local and foreign loan.

2.13 Retirement Benefit Plants:

Contributory Provident Fund

The company maintains a Contributory Provident Fund (CPF) recognized by the National Board of Revenue (NBR). The employees contribute 10% of their basic salary and the company also contributes equivalent amount in the said fund. The fund is managed and operated by a Board of Trustees. The net earnings of the fund are apportioned to the Fund member's accounts at the end of the year.

Gratuity

The company maintains a Gratuity Fund recognized by the National Board of Revenue (NBR). The company pays to a retired employee having completed at least 3 (three) years of service, at the rate of three and half month's last drawn basic salary for every completed year of service. The company pays to the fund for the liability of the end of each year considering the number of years of service of employees eligible under the scheme.

Group Insurance:

Company has Group Insurance policy.

2.14 Other Payables to BPDB

The management has decide to classify and present amount of cash and cash equivalents, accounts receivables, advance to employee, advance to contractor, prepaid and deposit acquisition from BPDB as per vendor agreement as other payables to BPDP.

2.15 Security Deposit

Security deposit comprises deposits by different catagories of consumers as security against electricity connection and contractor and suppliers against work order.

2.16 Accounts Payables

Accounts payables are recognized for amounts to be paid in the future for goods and services received, whether or not billed by the supplier which comprises electricity purchase-BPDB, wheeling charge -PGCB and Accounts payable to contractors and suppliers.

2.17 Accounts Payables-Others

Accounts Payables-Others comprises Accounts Payables-Others, Bank overdraft, Back Service Benefit (GPF,Pension), Contributory Provident Fund (CPF) etc.

2.18 Deposit Work

Deposit work comprises receipts for deposit work from RAO Rangpur, RAO Dinajpur, RAO Pabna, RAO Bogura and RAO Rajshahi.

2.19 Liability for Expenses

A provision is recognized in the balance sheet when the company has a legal or constructive obligation as a result of a past event. It is probable that an outflow of economic benefits will be required to settle the obligation and a reliable estimate can be made of the amount of the obligation.

2.20 Taxation

Income tax expense comprises current tax. It is recognized in profit or loss except to the extent that it relates to items recognized directly in equity or in other comprehensive income.

The Company has determined that interest and penalties related to income taxes, including uncertain tax treatments, do not meet the definition of income taxes, and therefore accounted for them under IAS 37: 'Provisions, Contingent Liabilities and Contingent Assets.'

i) Current Tax

Current tax comprises the expected tax payable or receivable on the taxable income or loss for the year and any adjustment to the tax payable or receivable in respect of previous years. The amount or current tax payable or receivable is the best estimate of the tax amount expected to be paid or received that reflects uncertainty related to income taxes, if any. It is measured using tax rates enacted or substantively enacted at the reporting date. The company qualifies as a "Public Limited Company" hence the applicable tax rate is 25% as Finance Act, 2024.

2.21 Revenue Recognition

The Company recognizes revenue of energy on issue of bills to the consumers for consumption of energy, demand charge, service charge, meter and transformer rent.

Other operating income arising from connection / disconnection fees, bills against materials, meter-testing, LPC (Late Payment Surcharge) etc. are recognized on cash basis.

Interest on short-term deposits (STD) and FDR's with banks is recognized as income on accrual basis.

2.22 Cost of Energy Sales

Cost of Energy Sales comprises purchase cost and other directly attributable cost such as Energy Purchase, Power Factor Surcharge and Wheeling & Transmission Charge etc.

2.23 Expenditure

All known expenditure have been accounted for in the financial statements irrespective of whether the same is paid or not up to 30 June 2024.

2.24 Non Operating Income

Non Operating Income including Bank Interest on deposit account, other non-operating income, recruitment income etc.

2.25 Transaction with Related Parties

The Company carried out transactions with related parties (Bangladesh Power Development Board-BPDB) during the year under review. Therefore, disclosure of information provided as required by IAS 24: "Related Party Disclosure".

2.26 Earning Per Share

Basic Earning per shares (BEPS): Basic Earnings per share has been calculated by dividing the earnings attributable to the number of shares (ordinary) outstanding during the year. However, neither the "GOB Equity" nor the "Share Deposit" amounts have been considered for determining BEPS and no shares have been allotted against these receipts. BEPS calculation has been showing note no.11.01.

Diluted Earnings Per Share: No diluted Earnings per share was required to be calculated for the year under review as there is no scope for dilution of Earnings per share for the year.

2.27 Date of Authorization

These financial statements have been authorized for issue by the Board of Directors of the Company on 11 November 2024.

2.28 General

- i) The figures of the financial statements have been rounded off to the nearest Taka.
- ii) Previous year's figures have been rearranged, wherever necessary, to conform to current year's presentation.

Northern Electricity Supply PLC.
(An Enterprise of Bangladesh Power Development Board)

Notes to the Financial Statements

As at and for the year ended 30 June 2024

	2024	2023
	Taka	Taka
3.00 Property, Plant and Equipment		
A. Cost		
Opening Balance	21,063,235,409	16,804,897,093
Addition during the year	666,939,132	4,258,338,316
	21,730,174,541	21,063,235,409
Adjustment during the year	-	-
	21,730,174,541	21,063,235,409
B. Accumulated Depreciation		
Opening Balance	4,057,126,799	3,109,742,731
Charged during the year	984,508,031	947,384,068
	5,041,634,830	4,057,126,799
	-	-
	5,041,634,830	4,057,126,799
Written Down Value (WDV) (A-B)	16,688,539,711	17,006,108,610
*Details of Property, Plant and Equipment are shown in "Annexure-A"		
4.00 Right of Use Assets		
A. Cost		
Opening Balance	-	-
Addition during the year	4,650,982	-
	4,650,982	-
Adjustment during the year	-	-
	4,650,982	-
B. Accumulated Depreciation		
Opening Balance	-	-
Charged during the year	904,358	-
	904,358	-
Adjustment during the year	-	-
	904,358	-
Written Down Value (WDV) (A-B)	3,746,624	-
*Details of Right of Use Assets are shown in "Annexure-A"		
5.00 Capital Works-in-Progress		
Opening balance	-	-
Addition during the year	5,000,000	-
	5,000,000	-
Adjustment during the year	-	-
	5,000,000	-
6.00 Project in Process		
Opening balance	14,198,641,743	13,448,890,443
Fund Received during the year	9,683,052,009	4,720,541,151
	23,881,693,752	18,169,431,594
Adjustment during the year	-	(3,970,789,851)
	23,881,693,752	14,198,641,743

Northern Electricity Supply PLC.
(An Enterprise of Bangladesh Power Development Board)

Notes to the Financial Statements

As at and for the year ended 30 June 2024

	2024	2023
	Taka	Taka
7.00 Inventories (Stock and Stores)		
Opening Balance	1,603,649,259	1,587,011,948
Addition during the year	57,890,326	110,871,034
	1,661,539,585	1,697,882,982
Consumption during the year	(70,424,608)	(94,233,723)
	1,591,114,977	1,603,649,259
8.00 Accounts Receivable		
Accounts Receivable- Consumers (8.01)	7,335,076,942	6,600,852,521
8.01 Accounts Receivable- Consumers		
Opening Balance	7,982,509,423	7,538,985,235
Addition during the year	38,646,645,442	31,197,085,997
	46,629,154,865	38,736,071,231
Collection during the year	(37,872,554,241)	(30,753,561,808)
	8,756,600,624	7,982,509,423
Less: Provision for bad debt		
Opening balance	1,381,656,902	1,279,180,831
Provision made during the year	39,866,780	102,476,071
	1,421,523,682	1,381,656,902
Net Accounts Receivable-Consumers	7,335,076,942	6,600,852,521
9.00 Other Receivables		
Interest Receivable from FDR (9.01)	101,960,205	64,044,542
9.01 Interest Receivable from FDR		
Opening Balance	64,044,542	40,641,206
Addition during the year	101,960,205	64,044,542
	166,004,747	104,685,748
Collection during the year	(64,044,542)	(40,641,206)
	101,960,205	64,044,542
10.00 Advance deposits and prepayments		
Advance Income Tax (10.01)	171,400,000	26,400,000
Tax Deducted at Source (10.02)	71,031,878	61,505,602
Security for Telephone (10.03)	18,650	18,650
Advance to Contractors and Suppliers (10.04)	5,582,000	6,432,000
Advance to Employees (10.05)	26,547,102	27,531,873
Temporary Advances (10.06)	7,423,575	2,553,816
Advance to BPDB (10.07)	-	347,642,218
Advance for Gratuity (10.08)	192,079,990	53,902,796
LC Margin	40,248,754	-
Advance for House Rent	648,000	648,000
Prepaid Rent	36,600,000	36,600,000
	551,579,948	563,234,954

Northern Electricity Supply PLC.
(An Enterprise of Bangladesh Power Development Board)

Notes to the Financial Statements

As at and for the year ended 30 June 2024

	2024	2023
	Taka	Taka
10.01 Advance Income Tax		
Opening balance	26,400,000	-
Addition during the year	409,413,081	60,000,000
	435,813,081	60,000,000
Adjustment during the year	(264,413,081)	(33,600,000)
	171,400,000	26,400,000
10.02 Tax Deducted at Source		
Opening balance	61,505,602	57,172,957
Addition during the year	32,786,216	142,258,650
	94,291,817	199,431,607
Adjustment during the year	(23,259,939)	(137,926,005)
	71,031,878	61,505,602
10.03 Security for Telephone		
Opening balance	18,650	18,650
Addition during the year	-	-
	18,650	18,650
Adjustment during the year	-	-
	18,650	18,650
10.04 Advance to Contractors and Suppliers		
Opening balance	6,432,000	6,432,000
Addition during the year	2,450,000	-
	8,882,000	6,432,000
Adjustment during the year	3,300,000	-
	5,582,000	6,432,000
10.05 Advance to Employees		
Opening balance	27,531,873	97,450,482
Addition during the year	921,432	2,117,463
	28,453,305	99,567,946
Adjustment during the year	(1,906,203)	(72,036,073)
	26,547,102	27,531,873
10.06 Temporary Advances		
Opening balance	2,553,816	2,054,240
Addition during the year	67,886,762	42,798,739
	70,440,578	44,852,979
Adjustment during the year	(63,017,003)	(42,299,163)
	7,423,575	2,553,816
10.07 Advance to BPDB		
Opening balance	347,642,218	-
Addition during the year	-	2,085,853,318
	347,642,218	2,085,853,318
Adjustment during the year	(347,642,218)	(1,738,211,100)
	-	347,642,218

Northern Electricity Supply PLC.
(An Enterprise of Bangladesh Power Development Board)

Notes to the Financial Statements

As at and for the year ended 30 June 2024

	2024	2023
	Taka	Taka
10.08 Advance for Gratuity		
Opening balance	53,902,796	-
Addition during the year	192,079,990	53,902,796
	245,982,786	53,902,796
Adjustment during the year	53,902,796	-
	192,079,990	53,902,796
11.00 Short Term Investment (FDR)		
AB Bank PLC.	75,444,520	71,140,000
Agrani Bank PLC.	256,001,900	220,339,122
Al-Arafa Islami Bank PLC.	67,495,145	-
BASIC Bank Ltd.	271,153,920	306,699,628
Bangladesh Commerce Bank Ltd.	10,714,000	15,312,000
The City Bank PLC.	20,000,000	-
Dhaka Bank PLC.	40,693,600	40,300,000
EXIM Bank PLC.	-	2,094,800
First Security Islami Bank PLC.	354,171,217	53,449,612
IDLC Finance PLC.	36,392,766	34,231,923
IFIC Bank PLC.	71,565,507	41,040,000
Investment Corporation of Bangladesh	288,838,975	284,076,928
IPDC Finance PLC.	23,555,688	20,000,000
Islami Bank Bangladesh PLC.	158,942,030	10,000,000
Janata Bank PLC.	270,270,345	240,129,704
Lanka Bangla Finance PLC.	20,000,000	-
Midland Bank PLC.	132,750,426	13,800,000
Modhumoti Bank PLC.	21,105,000	36,839,200
Meghna Bank PLC.	23,170,250	3,000,000
National Bank Ltd.	14,686,794	18,844,146
ONE Bank PLC.	10,660,000	10,000,000
Padma Bank PLC.	-	2,766,948
Pubali Bank PLC.	52,182,098	24,985,000
The Premier Bank PLC.	13,128,167	23,003,182
Rajshahi Krishi Unnayan Bank	163,455,360	279,622,392
Rupali Bank PLC.	662,111,393	548,299,152
South Bangla Agriculture & Commerce Bank PLC.	5,579,934	5,257,000
Social Islami Bank PLC.	-	5,292,500
Standard Bank PLC.	21,010,000	20,000,000
Trust Bank PLC.	5,000,000	-
Union Bank PLC.	10,657,000	23,933,462
Global Islami Bank PLC.	16,014,000	45,557,000
	3,116,750,036	2,400,013,699
12.00 Cash and Cash Equivalent		
Cash in Hand (Petty Cash)	1,146,500	964,000
Cash at Bank (Note- 12.01)	3,648,824,983	3,010,735,296
Cash at Bank (VAT) (Note- 12.02)	208,533,343	164,703,726
	3,858,504,826	3,176,403,022

Northern Electricity Supply PLC.
(An Enterprise of Bangladesh Power Development Board)

Notes to the Financial Statements

As at and for the year ended 30 June 2024

	2024	2023
	Taka	Taka
12.01 Cash at Bank		
Unit Collection Account		
Unit Vending Account	-	-
Miscellaneous Collection Account	882,005	
Consumers Security Deposit Account	1,331,546	1,901,446
Establishment Account	-	-
Regional Collection Account	1,275,764,587	27,085,020
Regional Miscellaneous Collection Account	-	-
Regional Consumers Security Deposit Account	1,455,702	594,869
Deposit Account	1,531	15,190
Central Bank Account	18,032,858	32,969,503
Central Consumers Security Deposit Account	2,330,166,885	2,872,705,161
Central Revenue Miscellaneous	7,883,257	25,397,407
Central Deposits Works	8,468,827	29,157,398
Central Meter Account	2,336,939	19,215,595
	2,500,847	1,693,707
	3,648,824,983	3,010,735,296
12.02 Cash at Bank (VAT)		
Unit Collection Account	51,229	-
Regional Collection Account	524,113	688,676
Central Bank Account(SPC)	207,958,001	164,015,050
	208,533,343	164,703,726
13.00 Share Capital		
Authorized Capital		
50,00,00,000 Ordinary Share Capital of Taka 100 each	50,000,000,000	50,000,000,000
The authorized share capital of the company is Taka 50,00,00,000 divided into 50,000,000,000 ordinary shares of Taka 100 each.		
Issued,Subscribed & paid up Capital		
224,228,828 ordinary shares of Taka 100 each.	22,422,882,800	19,670,382,800
The Issued, subscribed and paid up capital of the company is Taka 22,422,882,800 divided into 224,228,828 ordinary shares of Taka 100 each.		
10,64,94,830 Ordinary Share Capital@tk 100 each	Power Division 10,649,483,000	7,896,983,000
1,177,33,991 Ordinary Share Capital@tk 100 each	BPDB 11,773,399,100	11,773,399,100
1 Ordinary Share Capital@tk 100 each	Finance Division 100	100
6 Ordinary Share Capital@tk 100 each	Others 600	600
Total Issued, Subscribed & Paid up Capital	22,422,882,800	19,670,382,800
13.01 Basic Earning per share (EPS) Disclosure Under IAS 33" Earning per share"		
(A) Net Profit after Tax	(248,697,791)	(874,694,862)
(B) Number of Ordinary Shares	224,228,828	196,703,828
(C) BEPS (A/B)	(1.11)	(4.45)

Northern Electricity Supply PLC.
(An Enterprise of Bangladesh Power Development Board)

Notes to the Financial Statements

As at and for the year ended 30 June 2024

13.02 Composition of shareholding

The composition of Share holding position as follows:

			2024	2023
			Taka	Taka
13.02 Composition of shareholding				
The composition of Share holding position as follows:				
Particular	No. of share holders	Number of share	% of share Capital	% of share Capital
Bangladesh Power Development Board (BPDB)	11	117,733,991	52.51%	59.85%
Power Division, Ministry of PEMR	1	106,494,830	47.49%	40.15%
Finance Division, Ministry of Finance	1	1	0.00%	0.00%
Others	6	6	0.00%	0.00%
Total	19	224,228,828	100%	100%

14.00 BPDB Equity

Opening balance

Add: Addition during the year

Less: BPDB'S Liabilities

Net balance

Less: Share issue

A Assets:

Building

Plant and Machinery

Vehicles

Furniture and fixture

Stores

Total Assets

B. Liabilities

Consumer Security Deposits

GoB loan (not yet due)

Foreign Loan (not yet due)

Total Liabilities

Note: As per provisional vender agreement by Bangladesh Power Development Board (BPDB) and NESCO signed on 24 June 2021.

15.00 GoB Equity (Projects)

Smart Prepayment Metering Project (5 Lakh)

Extension & Renovation of Rajshahi Division

Extension & Renovation of Rangpur Division

Smart Prepayment Metering Project (12 Lakh)

Smart Distribution Project

Total GoB Equity

		2024	2023
		Taka	Taka
Opening balance		15,853,400,000	15,853,400,000
Add: Addition during the year		-	-
		15,853,400,000	15,853,400,000
Less: BPDB'S Liabilities		4,081,000,000	4,081,000,000
Net balance		11,772,400,000	11,772,400,000
Less: Share issue		(11,772,400,000)	(11,772,400,000)
		-	-
A Assets:			
Building		827,600,000	827,600,000
Plant and Machinery		13,995,900,000	13,995,900,000
Vehicles		133,200,000	133,200,000
Furniture and fixture		76,300,000	76,300,000
Stores		820,400,000	820,400,000
Total Assets		15,853,400,000	15,853,400,000
B. Liabilities			
Consumer Security Deposits		866,000,000	866,000,000
GoB loan (not yet due)		1,009,500,000	1,009,500,000
Foreign Loan (not yet due)		2,205,500,000	2,205,500,000
Total Liabilities		4,081,000,000	4,081,000,000
Note: As per provisional vender agreement by Bangladesh Power Development Board (BPDB) and NESCO signed on 24 June 2021.			
15.00 GoB Equity (Projects)			
Smart Prepayment Metering Project (5 Lakh)	14.01	64	64
Extension & Renovation of Rajshahi Division	14.02	1,560,000,000	1,402,500,000
Extension & Renovation of Rangpur Division	14.03	1,122,000,000	1,350,000,000
Smart Prepayment Metering Project (12 Lakh)	14.04	2,868,000,000	-
Smart Distribution Project	14.05	921,000,000	-
Total GoB Equity		6,471,000,064	2,752,500,064

Northern Electricity Supply PLC.
(An Enterprise of Bangladesh Power Development Board)

Notes to the Financial Statements

As at and for the year ended 30 June 2024

	2024	2023
	Taka	Taka
15.01 Smart Prepayment Metering Project (5 Lakh)		
Opening balance	64	1,233,166,364
Addition during the year	-	-
	64	1,233,166,364
Share Issue during the year		(1,233,166,300)
	64	64
15.02 Extension & Renovation of Rajshahi Division		
Opening balance	1,402,500,000	1,197,360,000
Addition during the year	1,560,000,000	1,402,500,000
	2,962,500,000	2,599,860,000
Share Issue during the year	(1,402,500,000)	(1,197,360,000)
	1,560,000,000	1,402,500,000
15.03 Extension & Renovation of Rangpur Division		
Opening balance	1,350,000,000	1,830,720,000
Addition during the year	1,122,000,000	1,350,000,000
	2,472,000,000	3,180,720,000
Share Issue during the year	(1,350,000,000)	(1,830,720,000)
	1,122,000,000	1,350,000,000
15.04 Smart Prepayment Metering Project (12 Lakh)		
Opening balance	-	-
Addition during the year	2,868,000,000	-
	2,868,000,000	-
Share Issue during the year	-	-
	2,868,000,000	-
15.05 Smart Distribution Project		
Opening balance	-	-
Addition during the year	921,000,000	-
	921,000,000	-
Share Issue during the year	-	-
	921,000,000	-
16.00 GoB Loan (Projects)		
Smart Prepayment Metering Project (5 Lakh) 16.01	1,548,912,037	1,548,912,037
Extension & Renovation of Rajshahi Division 16.02	3,648,014,400	2,608,014,400
Extension & Renovation of Rangpur Division 16.03	3,690,690,000	2,942,690,000
Smart Prepayment Metering Project (12 Lakh) 16.04	1,912,000,000	-
Smart Distribution Project 16.05	614,000,000	-
Total GoB Loan	11,413,616,437	7,099,616,437
16.01 Smart Prepayment Metering Project (5 Lakh)		
Opening balance	1,548,912,037	1,548,912,037
Addition during the year	-	-
	1,548,912,037	1,548,912,037
Payment during the year		-
	1,548,912,037	1,548,912,037

Northern Electricity Supply PLC.
(An Enterprise of Bangladesh Power Development Board)
Notes to the Financial Statements
As at and for the year ended 30 June 2024

	2024	2023
	Taka	Taka
16.02 Extension & Renovation of Rajshahi Division		
Opening balance	2,608,014,400	1,673,014,400
Addition during the year	1,040,000,000	935,000,000
	3,648,014,400	2,608,014,400
Payment during the year	-	-
	3,648,014,400	2,608,014,400
16.03 Extension & Renovation of Rangpur Division		
Opening balance	2,942,690,000	2,042,690,000
Addition during the year	748,000,000	900,000,000
	3,690,690,000	2,942,690,000
Payment during the year	-	-
	3,690,690,000	2,942,690,000
16.04 Smart Prepayment Metering Project (12 Lakh)		
Opening balance	-	-
Addition during the year	1,912,000,000	-
	1,912,000,000	-
Payment during the year	-	-
	1,912,000,000	-
16.05 Smart Distribution Project		
Opening balance	-	-
Addition during the year	614,000,000	-
	614,000,000	-
Payment during the year	-	-
	614,000,000	-
17.00 Other Payables to BPDB		
Accounts Receivables (as per Vendor Agreement)	3,770,001,371	4,000,001,371
Advance to Employee	219,100,000	219,100,000
Advance to Contractor	5,000,000	5,000,000
Advance from BPDB	74,981,134	74,981,134
Prepaid and Deposit	36,600,000	36,600,000
	4,105,682,505	4,335,682,505
17.01 Advance from BPDB		
Transferred from BPDB	75,981,034	75,981,034
Less: Adjusted with Share Capital	(999,900)	(999,900)
	74,981,134	74,981,134
18.00 Lease Liabilities		
Opening balance	-	-
Addition during the year	4,650,982	-
Interest during the year	226,152	-
	4,877,134	-
Payment during the year	(1,035,300)	-
	3,841,834	-

Northern Electricity Supply PLC.
(An Enterprise of Bangladesh Power Development Board)

Notes to the Financial Statements

As at and for the year ended 30 June 2024

		2024	2023
		Taka	Taka
19.00 Security Deposit			
Consumers	19.01	2,247,647,399	2,019,487,675
Contractors and Suppliers	19.02	205,531,003	297,390,942
		2,453,178,402	2,316,878,617
19.01 Security Deposit-Consumers			
Consumer Security Deposits of BPDB		866,000,000	866,000,000
Consumer Security Deposits of NESCO	19.01.01	1,381,647,399	1,153,487,675
		2,247,647,399	2,019,487,675
19.01.01 Consumer Security Deposits of NESCO			
Opening Balance		1,153,487,675	954,651,846
Addition during the year		229,217,224	199,554,629
		1,382,704,899	1,154,206,475
Adjustment during the year		(1,057,500)	(718,800)
		1,381,647,399	1,153,487,675
19.02 Security Deposit-Contractors and Suppliers			
Opening balance		297,390,942	258,264,893
Addition during the year		82,125,350	185,410,513
		379,516,292	443,675,406
Refund during the year		(173,985,289)	(146,284,464)
		205,531,003	297,390,942
20.00 Fund For Employees APA Bonus			
Opening Balance		66,986,230	191,217,290
Addition during the year		78,000,000	30,000,000
		144,986,230	221,217,290
Payment during the year		(77,251,811)	(154,231,060)
		67,734,419	66,986,230
21.00 Accounts Payables-BPDB and PGCB			
Electricity purchase-BPDB	21.01	7,356,800,233	6,499,383,214
Wheeling charge-PGCB	21.02	436,952,668	357,099,256
		7,793,752,901	6,856,482,470
21.01 Electricity purchase-BPDB			
Opening balance		6,499,383,214	2,787,416,651
Addition during the year		33,806,436,737	29,205,635,474
		40,305,819,951	31,993,052,126
Payment during the year		(32,949,019,718)	(25,493,668,912)
		7,356,800,233	6,499,383,214
21.02 Wheeling charge-PGCB			
Opening balance		357,099,256	113,260,961
Addition during the year		1,466,183,584	1,288,526,867
		1,823,282,840	1,401,787,828
Payment during the year		(1,386,330,172)	(1,044,688,572)

Northern Electricity Supply PLC.
(An Enterprise of Bangladesh Power Development Board)
Notes to the Financial Statements
As at and for the year ended 30 June 2024

		2024	2023
		Taka	Taka
		436,952,668	357,099,256
22.00	Accounts Payables-Contractors and Suppliers		
	Opening balance	114,828,393	70,500,741
	Addition during the year	184,561,614	115,930,578
		299,390,007	186,431,319
	Payment during the year	(108,104,755)	(71,602,926)
		191,285,252	114,828,393
23.00	Accounts Payables-Others		
	Accounts Payables-Others	61,296,599	52,224,434
	Bank Overdraft	1,560,068	866
	Back Service Benefit, GPF, Pension	13,942,889	13,942,889
	Gratuity Fund	-	-
	Contributory Provident Fund (CPF)	17,686,344	(484,334)
	Provision for Foreign Currency Gain/ Loss	1,300,350	-
		95,786,249	65,683,855
23.01	Accounts Payables-Others		
	Opening balance	52,224,434	42,479,528
	Addition during the year	19,643,995	67,064,657
		71,868,429	109,544,185
	Payment during the year	(10,571,830)	(57,319,751)
		61,296,599	52,224,434
23.02	Bank Overdraft		
	Opening balance	866	(764)
	Addition during the year	4,148,582,778	4,752,915,719
		4,148,583,643	4,752,914,956
	Payment during the year	(4,147,023,576)	(4,752,914,090)
		1,560,068	866
23.03	Back Service Benefit, GPF, Pension		
	Opening balance	13,942,889	18,857,889
	Addition during the year	-	-
		13,942,889	18,857,889
	Payment during the year	-	(4,915,000)
		13,942,889	13,942,889
23.04	Gratuity Fund		
	Opening balance	-	38,196,642
	Addition during the year	-	464,210,317
		-	502,406,959
	Payment during the year	-	(502,406,959)
		-	-
23.05	Contributory Provident Fund (CPF)		
	Opening balance	(484,334)	808,202
	Addition during the year	197,222,708	194,633,419
		196,738,374	195,441,621

Northern Electricity Supply PLC.
(An Enterprise of Bangladesh Power Development Board)

Notes to the Financial Statements

As at and for the year ended 30 June 2024

	2024	2023
	Taka	Taka
Adjustment during the year	(179,052,030)	(195,925,955)
	17,686,344	(484,334)
23.06 Provision for Foreign Currency Gain/ Loss		
Opening balance	-	-
Addition during the year	1,300,350	-
	1,300,350	-
Adjustment during the year	-	-
	1,300,350	-
24.00 Deposit Work		
Opening balance	1,513,790,079	1,432,115,407
Addition during the year	43,464,912	99,204,460
	1,557,254,991	1,531,319,867
Adjustment during the year	(56,080,725)	(17,529,788)
	1,501,174,266	1,513,790,079
24.01 Receipts for Deposit Work		
Agricultural Training Institute- S & D Domar	-	79,358
Saidpur Pouro Market Line Construction-S & D Saidpur	-	558,944
Rangpur Borobary, Kurugram Highway Line Transfer- S & D 03, Rangpur	-	6,192,060
Narish Poultry and Hachary Ltd. S & D Hatibandha	-	1,241,600
i. RAO Rangpur Sub Total	-	8,071,962
Roads & Highway Dinajpur- S & D 01 Dinajpur	-	1,519,991
Md. Samiul alam - S & D 01 Dinajpur	-	169,178
Pipe Liners Ltd., S&D-01, Dinajpur	665,289	-
LGED; S&D-02, Dinajpur	1,079,082	-
Roads & Highway Dinajpur- S & D 02 Dinajpur	-	4,926,030
India Bangladesh Friendship Pipe Line- S & D Panchgarh	-	189,650
Roads & Highway, Panchagarh- S & D Panchgarh	-	2,789,694
ii. RAO Dinajpur Sub Total	1,744,371	9,594,543
Square Pharmaceuticals Ltd. S & D 01, Pabna	-	12,983,412
Public Works Department- S & D ishwardi	-	734,722
Roads & Highway, S & D 02, Pabna	244,849	-
Roads & Highway, S & D 01, Sirajganj	8,605,810	-
Gob Finance, S & D ishwardi	181,720	-
Roads & Highway, S & D ishwardi	10,145,064	-
Atomic Power Project S & D ishwardi	2,279,307	-
Bangladesh Railway- S & D 02, Sirajganj	-	26,760,240
iii. RAO Pabna Sub Total	21,456,750	40,478,374
Roads & Highway, Bogura S & D 03, Bogura	-	7,237,328
M/S Kamal Metal-S & D 03, Bogura	-	3,030,382
Govt. Azizul Haque College, S & D 03, Bogura	35,828	-

Northern Electricity Supply PLC.
(An Enterprise of Bangladesh Power Development Board)

Notes to the Financial Statements

As at and for the year ended 30 June 2024

	2024	2023
	Taka	Taka
LGED, Bogura S & D Korotoa	778,820	-
Roads & Highway, Bogura S & D Shantahar	-	5,646,856
Roads & Highway, Bogura S & D Dupchachia	-	6,350,318
T. K Agro, Naogaon S & D-02 Naogaon	9,982,379	-
Roads & Highway, Naogaon S & D Naogaon (S)	-	7,525,593
iv. RAO Bogura Sub Total	10,797,027	29,790,477
Public Works Dept. S & D 02, Rajshahi	-	8,224,679
General Consumer S & D 03, Rajshahi	-	44,426
Public Works Dept. S & D Gomostapur	2,562,381	-
Passport Office, S & D Natore	636,191	-
LGED, Tanore ES	901,497	-
BKSP S & D Kasiadanga	2,796,597	-
PBS S & D 05, Rajshahi	574,333	-
Rajshahi City Corporation S & D 05, Rajshahi	1,995,765	3,000,000
v. RAO Rajshahi Sub Total	9,466,764	11,269,105
Total (i+ii+iii+iv+v)	43,464,912	99,204,460
25.00 Liability for Expenses		
Employees other salary deduction	25.01 371,396	322,070
Provision for Audit fee	25.02 250,000	250,000
Group Insurance (BPDB)	25.03 733	733
Withholding tax	25.04 (68,436)	7,300
VAT Payable (Supplier)	25.05 5,143,807	9,362,674
VAT Payable (Energy Sales)	25.06 207,958,001	54,566,044
CBA Subscription (BPDB)	25.07 375,470	374,900
AIT on PGCB Bill	25.08 3,380,946	0.52
AIT on BPDB Bill	25.09 -	-
Benevolent Fund Contribution	25.10 4,612,833	3,011,378
Dividend Payable	25.11 630.70	0.70
Provision for Leave Encashment	25.12 -	-
Interest Payable on Various Loan	25.13 620,678,435	592,440,329
Clearing Accounts Balances	Annex-B (70,467,354)	(28,545,988)
	772,236,462	631,789,442
25.01 Employees other Salary deduction		
Opening balance	322,070	225,739
Addition during the year	238,949	633,002
	561,019	858,741
Adjustment during the year	(189,623)	(536,671)
	371,396	322,070
25.02 Provision for Audit Fee		
Opening balance	250,000	250,000
Addition during the year	250,000	250,000
	500,000	500,000
Payment during the year	(250,000)	(250,000)

Northern Electricity Supply PLC.
(An Enterprise of Bangladesh Power Development Board)

Notes to the Financial Statements

As at and for the year ended 30 June 2024

	2024	2023
	Taka	Taka
	250,000	250,000
25.03 Group Insurance (BPDB)		
Opening balance	733	733
Addition during the year	-	-
	733	733
Payment during the year	-	-
	733	733
25.04 Withholding tax		
Opening balance	7,300	8,320,864
Addition during the year	223,341,954	304,322,407
	223,349,254	312,643,271
Payment during the year	(223,417,690)	(312,635,971)
	(68,436)	7,300
25.05 VAT Payable (Supplier)		
Opening balance	9,362,674	9,409,942
Addition during the year	143,862,148	192,379,330
	153,224,822	201,789,272
Payment during the year	(148,081,015)	(192,426,598)
	5,143,807	9,362,674
25.06 VAT Payable (Energy Sales)		
Opening balance	54,566,044	41,008,283
Addition during the year	1,853,874,022	1,504,218,465
	1,908,440,067	1,545,226,748
Payment during the year	(1,700,482,066)	(1,490,660,704)
	207,958,001	54,566,044
25.07 CBA Subscription (BPDB)		
Opening balance	374,900	374,900
Addition during the year	150,630	-
	525,530	374,900
Payment during the year	150,060	-
	375,470	374,900
25.08 AIT on PGCB Bill		
Opening balance	0.52	10,639,879
Addition during the year	41,589,906	27,012,158
	41,589,906.52	37,652,037
Payment during the year	(38,208,961)	(37,652,036)
	3,380,945.52	0.52
25.09 AIT on BPDB Bill		
Opening balance	-	-
Addition during the year	1,976,941,183	2,624,925,126
	1,976,941,183	2,624,925,126
Payment during the year	(1,976,941,183)	(2,624,925,126)

Northern Electricity Supply PLC.
(An Enterprise of Bangladesh Power Development Board)
Notes to the Financial Statements
As at and for the year ended 30 June 2024

	2024	2023
	Taka	Taka
	-	-
25.10 Benevolent Fund Contribution		
Opening balance	3,011,378	1,907,726
Addition during the year	1,811,455	1,358,399
	4,822,833	3,266,125
Payment during the year	(210,000)	(254,747)
	4,612,833	3,011,378
25.11 Dividend Payable		
Opening balance	0.70	-
Addition during the year	630	15,409,137
	630.70	15,409,137
Payment during the year	-	(15,409,136)
	630.70	0.70
25.12 Provision for Leave Encashment		
Opening balance	-	-
Addition during the year	-	-
	128,307,500	64,553,372
Payment during the year	128,307,500	64,553,372
	(128,307,500)	(64,553,372)
	-	-
25.13 Interest Payable on Various Loan		
Loan from BPDB	74,981,134	74,981,134
GoB. Loan (NESCO Project)	11,413,616,437	7,099,616,437
GoB. Loan (Not yet Due)	1,009,500,000	1,009,500,000
Foreign Loan (Not yet Due)	2,205,500,000	2,205,500,000
	14,703,597,571	10,389,597,571
Interest Payable on GoB. Loan @ 3 %	28,238,107	21,933,347
Interest Payable on Foreign Loan @ 4 %	-	-
Total Interest Payable	28,238,107	21,933,347
Add : Opening Payable	592,440,329	570,506,981
	620,678,435	592,440,329
Add : Payable from SOD Loan	-	-
	620,678,435	592,440,329
Less : Adjustment of Payable from SOD Loan	-	-
	620,678,435	592,440,329
26.00 Provision for WPPF		
Opening balance	51,235,162	51,235,162
Addition during the year	-	-
	51,235,162	51,235,162
Adjustment during the year	(51,235,162)	-
	-	51,235,162

Northern Electricity Supply PLC.
(An Enterprise of Bangladesh Power Development Board)

Notes to the Financial Statements

As at and for the year ended 30 June 2024

		2024	2023
		Taka	Taka
27.00 Provision for Income tax			
Opening balance		328,510,208	307,697,552
Addition during the year	27.01	237,685,370	192,338,661
Provision shortfall (Assessment year 20-21)	27.01	3,387,482	-
		569,583,060	500,036,213
Adjustment during the year		(287,671,928)	(171,526,005)
		281,911,132	328,510,208
<p>** The tax office sent a demand notice to NESCO to pay taxes for the following assessment years: 2017-18, 2018-19, and 2019-20, with amounts of 113,896,952 Taka, 169,455,800 Taka, and 422,744,905 Taka, respectively, under Section 275 of the Income Tax Act-2023. The company has decided to appeal against the demand.</p>			
27.01 Provision for Income Tax			
Profit before Tax		(7,624,939)	(682,356,201)
Less: Interest Income		229,082,363	155,669,008
Less: Other Non-Operating Income		22,137,035	8,111,908
Income from Business		(258,844,337)	(846,137,117)
(i) Tax on Income from Business @ 25%		-	-
(ii) Tax on Interest Income @ 25%		57,270,591	42,808,977
(ii) Tax on Other Income @ 25%		5,534,259	2,230,775
(A) Total Income Tax (i+ii+iii)		62,804,849	45,039,752
(B) Gross Receipts (27.01.01)		39,614,228,317	32,056,443,440
Income Tax on Receipts @ 0.6%		237,685,370	192,338,661
Provision for Tax (Whichever of A & B is higher)		237,685,370	192,338,661
Provision Shortfall for Assessment year 2020 -21		3,387,482	-
Current Year Tax		241,072,852	192,338,661
27.01.01 Gross Receipts			
Energy Sales		38,587,922,710	31,197,085,997
Other Operating Income		775,086,209	695,576,527
Interest Income		229,082,363	155,669,008
Other Non-Operating Income		22,137,035	8,111,908
		39,614,228,317	32,056,443,440
28.00 Energy Sales			
Energy Sales (Without Demand Charge)	28.01	35,619,486,871	29,068,522,500
Demand Charge	28.02	3,027,158,570	2,128,563,497
		38,646,645,442	31,197,085,997

Northern Electricity Supply PLC.
(An Enterprise of Bangladesh Power Development Board)

Notes to the Financial Statements

As at and for the year ended 30 June 2024

		2024	2023
		Taka	Taka
Less : Rebate for Prepaid Sales		58,722,732	-
Net Energy Sales		38,587,922,710	31,197,085,997
28.01	Energy Sales (Without Demand Charge)	2024	2023
	%		
LT - A: Residential	41.60%	14,818,617,993	11,835,823,207
LT - B: Irrigation /Pump for Agriculture	1.30%	462,292,323	425,206,334
LT- C1: Small Industries	5.66%	2,014,609,936	1,863,189,981
LT- C2: Construction	0.19%	67,699,197	50,581,458
LT- D1: Education, Religious & Charitable Inst. & Hospital	1.20%	429,062,655	359,492,688
LT- D2: Street Light and Water Pumps	1.07%	381,634,809	345,894,876
LT- D3: Battery Charging Station	2.31%	822,294,645	663,292,920
LT- E: Low Tension Commercial	12.53%	4,464,050,923	3,639,301,907
LT- T: Temporary	0.08%	26,782,016	21,349,836
MT- 1: Residential	0.36%	128,954,293	193,387,884
MT- 2: Commercial & Office	3.83%	1,364,743,187	1,095,526,511
MT- 3: Industry	19.66%	7,002,527,804	6,205,870,683
MT- 4: Construction	0.42%	150,542,119	3,514,793
MT- 5: General	2.42%	863,461,294	713,322,474
MT- 6: Temporary	0.01%	4,301,610	4,917,502
MT- 7: Battery Charging Station	0.00%	-	-
MT- 8: Irrigation /Pump for Agriculture	0.03%	11,002,298	9,829,552
HT-1: General	1.16%	412,991,712	226,067,730
HT- 2: Commercial & office	0.14%	48,599,755	41,564,005
HT- 3: Industry	6.02%	2,145,318,302	1,370,388,159
HT- 4: Construction	0.00%	-	-
EHT-1:General	0.00%	-	-
EHT-2: General (Above 140 MW)	0.00%	-	-
Total	100%	35,619,486,871	29,068,522,500
28.02	Demand Charge	2024	2023
	%		
LT - A: Residential	46.86%	1,418,423,479	918,802,946
LT - B: Irrigation /Pump for Agriculture	1.68%	50,773,895	42,862,438
LT- C1: Small Industries	6.05%	183,176,353	147,311,505
LT- C2: Construction	0.34%	10,334,896	6,127,816
LT- D1: Education, Religious & Charitable Inst. & Hospital	1.27%	38,345,666	24,169,785
LT- D2: Street Light and Water Pumps	0.56%	17,076,815	14,119,509
LT- D3: Battery Charging Station	1.39%	42,083,310	26,897,995
LT- E: Low Tension Commercial	14.86%	449,884,415	300,087,402
LT- T: Temporary	0.08%	2,278,015	2,019,485
MT- 1: Residential	0.73%	21,959,295	19,765,785
MT- 2: Commercial & Office	4.30%	130,118,554	99,298,148
MT- 3: Industry	15.56%	471,102,405	396,169,320
MT- 4: Construction	0.30%	9,103,500	1,162,000
MT- 5: General	2.26%	68,359,725	49,160,940
MT- 6: Temporary	0.01%	390,000	360,000

Northern Electricity Supply PLC.
(An Enterprise of Bangladesh Power Development Board)

Notes to the Financial Statements

As at and for the year ended 30 June 2024

		2024	2023
		Taka	Taka
MT- 7: Battery Charging Station	0.00%	-	-
MT- 8: Irrigation /Pump for Agriculture	0.06%	1,850,250	1,575,600
HT-1: General	0.77%	23,400,000	19,440,000
HT- 2: Commercial & office	0.09%	2,641,044	1,351,500
HT- 3: Industry	2.84%	85,856,955	57,881,325
EHT-1:General	0.00%	-	-
EHT-2: General (Above 140 MW)	0.00%	-	-
Total	100%	3,027,158,570	2,128,563,497
Energy Sales (With Demand Charge)			
LT - A: Residential	42.01%	16,237,041,472	12,754,626,153
LT - B: Irrigation /Pump for Agriculture	1.33%	513,066,217	468,068,772
LT- C1: Small Industries	5.69%	2,197,786,289	2,010,501,486
LT- C2: Construction	0.20%	78,034,093	56,709,274
LT- D1: Education, Religious & Charitable Inst. & Hospital	1.21%	467,408,321	383,662,473
LT- D2: Street Light and Water Pumps	1.03%	398,711,624	360,014,385
LT- D3: Battery Charging Station	2.24%	864,377,955	690,190,915
LT- E: Low Tension Commercial	12.72%	4,913,935,338	3,939,389,309
LT- T: Temporary	0.08%	29,060,031	23,369,321
MT- 1: Residential	0.39%	150,913,588	213,153,669
MT- 2: Commercial & Office	3.87%	1,494,861,741	1,194,824,658
MT- 3: Industry	19.34%	7,473,630,209	6,602,040,003
MT- 4: Construction	0.41%	159,645,619	4,676,793
MT- 5: General	2.41%	931,821,019	762,483,414
MT- 6: Temporary	0.01%	4,691,610	5,277,502
MT- 7: Battery Charging Station	0.00%	-	-
MT- 8: Irrigation /Pump for Agriculture	0.03%	12,852,548	11,405,152
HT-1: General	1.13%	436,391,712	245,507,730
HT- 2: Commercial & office	0.13%	51,240,799	42,915,505
HT- 3: Industry	5.77%	2,231,175,257	1,428,269,484
HT- 4: Construction	0.00%	-	-
EHT-1:General	0.00%	-	-
EHT-2: General (Above 140 MW)	0.00%	-	-
Total	100%	38,646,645,442	31,197,085,997
29.00 Other Operating Income			
Connection and Disconnection fees		132,750,267	127,938,157
Late Payment Surcharge		297,664,710	240,886,485
Meter Rent from Prepaid Meter		273,327,870	245,229,650
Establishment charge from 3 Phase/HT Meter & CT PT Sales		10,563,690	12,076,540
Application Fees, Estimate Fees and Others		60,779,672	69,445,695
		775,086,209	695,576,527
30.00 Energy Purchase			
Particulars		2024	2023
Jul-23		3,235,846,036	2,244,601,681
Aug-23		3,260,811,331	2,275,478,825

Northern Electricity Supply PLC.
(An Enterprise of Bangladesh Power Development Board)
Notes to the Financial Statements
As at and for the year ended 30 June 2024

	2024	2023
	Taka	Taka
Sep-23	3,088,080,326	2,123,169,449
Oct-23	2,765,094,298	1,946,110,793
Nov-23	2,223,766,879	1,560,027,564
Dec-23	2,165,362,914	1,912,203,175
Jan-24	2,249,815,718	1,967,123,034
Feb-24	2,205,012,322	1,963,451,403
Mar-24	2,583,819,381	2,430,892,431
Apr-24	3,171,019,406	2,681,703,867
May-24	3,391,364,263	2,915,199,678
Jun-24	3,382,327,311	2,992,786,730
Total	33,722,320,185	27,012,748,630

30.01 Power Factor Surcharge

Particulars	2024	2023
Jul-23	2,356,163	1,757,498
Aug-23	2,269,650	2,550,958
Sep-23	1,536,633	3,815,169
Oct-23	16,193,486	9,830,517
Nov-23	24,378,779	22,332,900
Dec-23	11,591,359	15,540,073
Jan-24	5,061,250	8,540,965
Feb-24	7,973,573	11,498,463
Mar-24	7,768,892	11,314,195
Apr-24	2,562,323	9,140,198
May-24	1,718,848	8,812,078
Jun-24	705,596	1,900,513
Total	84,116,552	107,033,527

31.00 Wheeling and Transmission Charge

Particulars	2024	2023
Jul-23	140,071,984	126,502,613
Aug-23	141,308,057	128,324,643
Sep-23	133,572,391	117,984,111
Oct-23	119,224,172	107,827,848
Nov-23	95,334,345	85,291,277
Dec-23	93,280,201	85,487,997
Jan-24	97,503,779	87,526,912
Feb-24	96,237,618	80,842,201
Mar-24	112,698,169	80,617,426
Apr-24	138,758,392	107,808,287
May-24	149,037,132	121,693,440
Jun-24	149,157,344	127,597,729
Total	1,466,183,584	1,257,504,484

** The company pays wheeling charge to Power Grid Co. Ltd (PGCB) at the rate per unit Tk. 0.3144.

Northern Electricity Supply PLC.
(An Enterprise of Bangladesh Power Development Board)

Notes to the Financial Statements

As at and for the year ended 30 June 2024

	2024	2023
	Taka	Taka
32.00 Personnel Expenses		
Pay of Officers	372,153,086	355,902,834
Special Incentive of Officer	18,547,340	-
Pay of Staff	581,013,112	591,318,362
Special Incentive of Staff	28,569,758	-
Allowances of Officers	32.01 239,412,999	229,415,466
Allowances of Staff	32.02 436,606,518	446,661,851
Leave Encashment	101,665,174	62,799,614
Leave Encashment (Retirement)	26,642,327	-
Overtime Allowances	91,652,323	86,469,347
Festival Bonus for Officer	60,815,049	86,385,992
Festival Bonus for Staff	93,814,855	142,207,930
Bonus for Officer-Bengali New Year	6,370,768	6,222,977
Bonus for Staff-Bengali New Year	9,176,298	9,530,899
Employees Electricity Allowance	70,610,157	63,518,690
NESCO's Contribution to Gratuity	-	127,683,697
NESCO's Contribution to CPF	94,451,593	93,056,001
APA Bonus	78,000,000	30,000,000
Meter Reading and Bill Distribution	142,589,268	98,904,240
Wages for Hired Labor	88,695,534	91,774,712
Computerization of Commercial Operation	27,041,905	29,430,123
Contract for Commercial Operation Activities	26,463,635	67,643,780
Line and Equipment Maintenance (LEM)	70,583,853	75,031,786
Security Service (Ansar)	80,993,604	71,506,212
	2,745,869,155	2,765,464,513
32.01 Allowances of Officers		
Charge Allowance	83,800	-
House Rent Allowance	167,048,712	159,916,845
Medical Allowance	51,572,013	49,320,054
Conveyance Allowance	14,902,354	14,776,246
Motorcycle Allowance	2,692,970	2,714,747
Shift Duty Allowance	87,924	-
Entertainment Allowance	383,010	251,661
Educational Allowance	1,642,304	1,459,703
Judicial Allowances	458,822	476,220
Vehicle Maintenance	127,500	300,000
Telephone Allowance	22,610	67,200
Rest and Recreation Allowance	390,979	132,790
	239,412,998	229,415,466
32.02 Allowances of Staff		
House Rent Allowance	246,630,056	250,771,017
Medical Allowance	58,217,956	59,365,649
Conveyance Allowance	53,512,509	56,074,745
Washing Allowance	2,750,280	2,945,163

Northern Electricity Supply PLC.
(An Enterprise of Bangladesh Power Development Board)

Notes to the Financial Statements

As at and for the year ended 30 June 2024

	2024	2023
	Taka	Taka
Shift Duty Allowance	62,387,260	63,543,795
Educational Allowance	13,108,457	13,961,481
	436,606,518	446,661,851
33.00 Office and Administrative Expenses		
Travelling Expenses/Allowance	24,947,943	26,014,001
Conveyance Expenses	825,450	899,060
Medical Expenses	254,110	122,140
Washing Expenses	177,714	151,377
Refreshment and Entertainment	8,823,656	8,154,146
Printing and Stationery	19,965,756	17,469,384
Land Rent (Khajna)	3,985,225	4,923,629
Taxes (Municipal/City)	18,056,501	18,612,580
Tax Token, Fitness Certificate and Others	5,104,160	2,331,362
Vehicle Rent	19,889,228	10,503,040
License Fees and Others	5,044,892	481,562
Office Rent	5,060,640	7,089,115
Electricity Charges (Own use)	64,038,538	55,166,112
Electricity Rebate - Freedom fighters	-	46,469
Uniforms and Liveries	1,225,765	20,000
Post and Telegram	107,918	42,616
Telephone, Telex and Fax	6,013,452	7,847,981
Advertising and Promotion	16,783,549	15,076,633
Audit fee's	340,000	310,750
Legal Expenses	1,357,247	2,808,765
Books and Periodicals	356,807	364,831
Petrol, Diesel and Lubricants Used for Transport	60,191,899	53,614,039
Stores and Spares Used	36,476,654	32,201,170
L/C Commission	13,062,707	-
Freight and Handling	4,733,602	2,668,599
Workman Compensation	100,000	-
Corporate Social Responsibility	7,779,744	6,603,348
Training and Education Expense	6,079,818	11,097,973
Insurance for Vehicles & Others	3,241,802	3,507,195
Group Insurance Premium	9,508,560	9,747,135
Bank Charge and Commission	396,505	1,207,891
Excise duty	3,577,304	3,001,268
Honorarium - Others	27,578,335	19,248,538
Consultant's fee - Local	21,215,962	1,981,620
SMS and Data Connectivity Charge	11,287,158	15,874,376
Data Connectivity (Bill Collection)	9,343,387	8,945,214
Data Connectivity (Office)	963,819	846,415

Northern Electricity Supply PLC.
(An Enterprise of Bangladesh Power Development Board)

Notes to the Financial Statements

As at and for the year ended 30 June 2024

	2024	2023
	Taka	Taka
System Maintenance Fees (BERC)	9,646,981	7,799,271
	427,542,788	356,779,605
34.00 Repair and Maintenance Expenses		
Structures and Improvement	36,726,290	30,970,093
Overhead Conductor and Devices	58,728,788	56,761,649
Transportation Equipment	28,325,707	20,663,347
Office Furniture and Equipment	2,542,338	1,891,417
Store Equipment	180,325	178,379
	126,503,448	110,464,885
35.00 Bad and Doubtful Debts		
Opening Balance	7,982,509,423	7,538,985,235
Add: Addition during the year	38,646,645,442	31,197,085,997
	46,629,154,865	38,736,071,231
Less: Collection during the year	37,872,554,241	30,753,561,808
	8,756,600,624	7,982,509,423
Less: Provision made	1,421,523,682	1,381,656,902
Accounts Receivable- Consumers for Charging Provision	7,335,076,942	6,600,852,521
Bad Debt as per Aging	39,866,780	102,476,071
36.00 Interest Expenses		
Interest on Lease	226,152	-
Interest on SOD/OD Loan	3,964,274	6,487,076
	4,190,426	6,487,076
37.00 Other Operating Expenses		
Rebate for Prepaid Sales	-	53,521,541
Revenue Stamp Charge (Distribution)	-	1,054,050
Revenue Stamp Charge (Administrative)	18,547,600	17,881,190
	18,547,600	72,456,782
38.00 Foreign Exchange loss		
LC Margin Paid in Advance (a)	40,248,754	-
LC Margin Value as at June 30, 2024 (b)	(38,948,404)	-
	1,300,350	-
39.00 Other Non Operating Income		
Sale of scrap Materials	418,850	459,268
Sale of Tender Document	579,515	168,500
Liquidity Damage Received	5,144,405	6,262,745
House Rent Recovery	865,413	1,073,491

Northern Electricity Supply PLC.
(An Enterprise of Bangladesh Power Development Board)

Notes to the Financial Statements

As at and for the year ended 30 June 2024

	2024	2023
	Taka	Taka
Recruitment Income	15,051,000	36,000
Transport Charge	77,852	111,904
	22,137,035	8,111,908
40.00 Interest Income		
Interest on Bank Account	25,407,474	19,033,247
Interest on Security Deposit	23,745	147,783
Interest income from FDR	203,651,144	136,487,979
	229,082,363	155,669,008
41.00 Events After the Reporting Period		

- 41.01** The Board of Directors of the company in its meeting held on 11 November 2024 approved the financial statements of the company for the year ended 30 June 2024 and authorized the same for issue.
- 41.02** There is no other significant event that has occurred between the Reporting date and the date when the financial statements were authorized for issue by the Board of Directors.



Mst. Ismat Ara
Company Secretary



Mahmudul Kabir Murad
Convener-Audit Committee

Place: Dhaka
Dated: 11 November 2024



Sayed Golam Ahammad, FCMA
Executive Director (Finance)



Zakiul Islam
Managing Director



Faiyez Ahamed
Chairman

Northern Electricity Supply PLC.

(An Enterprise of Bangladesh Power Development Board)

Schedule of Property, Plant and Equipments

As at 30 June 2024

Annexure-A
Amount in Taka

SL. No	Particulars	Cost			Rate %	Depreciation			Written Down Value as at 30-06-2024		
		Opening Balance 01-07-2023	Addition during the Year	Adjustment during the Year		Closing Balance 30-06-2024	Depreciation during the Year	Adjustment during the Year		Closing Balance 30-06-2024	
		1	2	3	5	4(1+2+3)	6	7	8	9(6+7+8)	10(4-9)
Non-current assets											
Non Operating											
1	Land	70,696,741	-	-	-	70,696,741	-	-	-	-	70,696,741
2	Building	960,695,185	41,514,591	-	2.5%	1,002,209,776	187,193,578	24,380,646	-	211,574,224	790,635,552
3	Computer and Equipment	159,533,541	19,555,010	-	20%	179,088,551	59,251,059	32,052,273	-	91,303,332	87,785,221
4	Furniture	151,208,410	14,422,068	-	10%	165,630,478	80,382,313	15,291,064	-	95,673,377	69,957,098
5	Vehicles	363,182,582	110,600,500	-	10%	473,783,082	243,224,554	38,302,573	-	281,527,127	192,255,955
	Total Non Operating	1,705,316,461	186,092,169	-	-	1,891,408,630	570,051,505	110,026,556	-	680,078,060	1,211,330,569
Operating											
1	Distribution line and Electric Equipment	15,341,750,337	182,332,519	-	3%	15,524,082,856	3,091,505,237	461,837,395	-	3,553,342,632	11,970,740,224
2	Smart Prepayment Meter (Own)	64,235,117	298,144,094	-	10%	362,379,211	376,708	17,450,730	-	17,827,438	344,551,773
3	Smart Prepayment Meter (Project)	3,951,933,493	370,350	-	10%	3,952,303,843	395,193,349	395,193,349	-	790,386,698	3,161,917,145
	Total Operating	19,357,918,948	480,846,963	-	-	19,838,765,911	3,487,075,294	874,481,475	-	4,361,556,769	15,477,209,142
	Total Balance as at 30 June 2024	21,063,235,409	666,939,132	-	-	21,730,174,541	4,057,126,799	984,508,031	-	5,041,634,830	16,688,539,711
	Total Balance as at 30 June 2023	16,804,897,093	4,258,338,316	-	-	21,063,235,409	3,109,742,731	947,384,068	-	4,057,126,799	17,006,108,610
2024											
Taka											
Amount											
Percentage											
Allocation of Depreciation											
	Depreciation Operating			88.82%		874,481,475	853,293,216				
	Depreciation Non Operating			11.18%		110,026,556	94,090,852				
	Total			100.00%		984,508,031	947,384,068				

Northern Electricity Supply PLC.
(An Enterprise of Bangladesh Power Development Board)
Schedule of Right of Use Asset

As at 30 June 2024

Annexure-A
Amount in Taka

SL. No	Particulars	Cost			Rate %	Depreciation		Closing Balance 30-06-2024	Written Down Value as at 30-06-2024
		Opening Balance 01-07-2023	Addition during the Year	Adjustment during the Year		Depreciation during the Year	Adjustment during the Year		
1	Non-current assets	1	2	3	5	7	8	9(6+7+8)	10(4-9)
	Right of Use Assets	-	4,650,982	-	-	904,358	-	904,358	3,746,624
	Total Balance as at 30 June 2024	-	4,650,982	-	-	904,358	-	904,358	3,746,624
Total Depreciation									
	Depreciation from Fixed Assets		984,508,031						
	Depreciation from Lease		904,358						
	Total		985,412,389						

Northern Electricity Supply PLC.
(An Enterprise of Bangladesh Power Development Board)
Fixed Assets Purchase and Depreciation

As at 30 June 2024

Annexure-A-01
Amount in Taka

Particulars	Opening Amount (BDT)	Rate	Depreciation (tk)
Land	70,696,741	0%	-
Building	960,695,185	2.5%	24,017,380
Computer and Equipment	159,533,541	20%	31,906,708
Furniture	151,208,410	10%	15,120,841
Vehicle	363,182,582	10%	36,318,258
Distribution Line and Electric Equipment	15,341,750,337	3%	460,252,510
Smart Prepayment Meter (Own)	64,235,117	10%	6,423,512
Smart Prepayment Meter (Project)	3,951,933,493	10%	395,193,349
Sub-Total- A	21,063,235,406		969,232,558

Purchase during the year and Depreciation

Particulars	Opening Amount (BDT)	Rate	Depreciation (tk)
Land	-	0%	-
Building	41,514,591	2.5%	363,266
Computer and Equipment	19,289,044	20%	145,565
Furniture	14,663,084	10%	170,223
Vehicle	110,600,500	10%	1,984,315
Distribution Line and Electric Equipment	182,357,469	3%	1,584,885
Smart Prepayment Meter (Own)	298,514,444	10%	11,027,219
Smart Prepayment Meter (Project)	-	10%	-
Sub-Total- B	666,939,132		15,275,473

2023-24 FY Depreciation

Particulars	Opening Amount (BDT)	Rate	Depreciation (tk)
Building	70,696,741	0%	-
Computer and Equipment	1,002,209,776	2.5%	24,380,646
Furniture	178,822,585	20%	32,052,273
Vehicle	165,871,494	10%	15,291,064
Distribution Line and Electric Equipment	473,783,082	10%	38,302,573
Smart Prepayment Meter (Own)	15,524,107,806	3%	461,837,395
Smart Prepayment Meter (Project)	362,749,561	10%	17,450,730
	3,951,933,493	10%	395,193,349
Total (A+B)	21,730,174,538		984,508,031

Northern Electricity Supply PLC.
(An Enterprise of Bangladesh Power Development Board)
Fixed Assets Purchase and Depreciation

As at 30 June 2024

Annexure-A-02
Amount in Taka

Sub Code	Head OF Accounts	Amount (BDT)	Accounts Date	RAO	Date of Purchase	Days	Rate	Depreciation
70	Land and Land Rights	-	30-06-2024				0%	-
	Total of Land	-						-
71	Structures and Improvement	5,500,000	30-06-2024	Rajshahi	29-08-2023	307	2.5%	115,651
71	Structures and Improvement	1,066,446	30-06-2024	Rajshahi	12-10-2023	263	2.5%	19,211
71	Structures and Improvement	4,623,880	30-06-2024	Rajshahi	24-12-2023	190	2.5%	60,174
71	Structures and Improvement	1,853,238	30-06-2024	Rajshahi	01-01-2024	182	2.5%	23,102
71	Structures and Improvement	4,965,895	30-06-2024	Rajshahi	18-01-2024	165	2.5%	56,121
71	Structures and Improvement	2,135,972	30-06-2024	Rajshahi	22-01-2024	161	2.5%	23,554
71	Structures and Improvement	1,761,819	30-06-2024	Rajshahi	01-04-2024	91	2.5%	10,981
71	Structures and Improvement	5,338,545	30-06-2024	Rajshahi	08-04-2024	84	2.5%	30,715
71	Structures and Improvement	5,880,155	30-06-2024	Rajshahi	30-06-2024	1	2.5%	403
71	Structures and Improvement	495,148	30-06-2024	Rajshahi	03-04-2024	89	2.5%	3,018
71	Structures and Improvement	1,428,000	30-06-2024	Rajshahi	04-04-2024	88	2.5%	8,607
71	Structures and Improvement	495,113	30-06-2024	Rajshahi	30-06-2024	1	2.5%	34
71	Structures and Improvement	490,010	30-06-2024	Rangpur	20-05-2024	42	2.5%	1,410
71	Structures and Improvement	1,075,680	30-06-2024	Rangpur	01-06-2024	30	2.5%	2,210
71	Structures and Improvement	481,169	30-06-2024	Rangpur	10-06-2024	21	2.5%	692
71	Structures and Improvement	490,076	30-06-2024	Dinajpur	30-06-2024	1	2.5%	34
71	Structures and Improvement	196,935	30-06-2024	Dinajpur	30-06-2024	1	2.5%	13
71	Structures and Improvement	294,545	30-06-2024	Pabna	11-06-2024	20	2.5%	403
71	Structures and Improvement	541,487	30-06-2024	Pabna	30-06-2024	1	2.5%	37
71	Structures and Improvement	296,824	30-06-2024	Pabna	24-06-2024	7	2.5%	142
71	Structures and Improvement	486,304	30-06-2024	Bogura	09-01-2024	174	2.5%	5,796
71	Structures and Improvement	197,626	30-06-2024	Bogura	20-05-2024	42	2.5%	569

Northern Electricity Supply PLC.
(An Enterprise of Bangladesh Power Development Board)
Fixed Assets Purchase and Depreciation

As at 30 June 2024

Annexure-A-02
Amount in Taka

Sub Code	Head OF Accounts	Amount (BDT)	Accounts Date	RAO	Date of Purchase	Days	Rate	Depreciation
71	Structures and Improvement	925,823	30-06-2024	Bogura	27-06-2024	4	2.5%	254
71	Structures and Improvement	493,901	30-06-2024	Bogura	27-06-2024	4	2.5%	135
	Total of Building	41,514,591						363,266
91A	Office Equipment (Computer, Monitor & Others)	285,510	30-06-2024	Rajshahi	02-04-2024	90	20%	14,080
91A	Office Equipment (Computer, Monitor & Others)	1,750	30-06-2024	Rajshahi	18-03-2024	105	20%	101
91A	Office Equipment (Computer, Monitor & Others)	1,800	30-06-2024	Rajshahi	30-05-2024	32	20%	32
91A	Office Equipment (Computer, Monitor & Others)	98,250	30-06-2024	Rajshahi	27-02-2024	125	20%	6,729
91A	Office Equipment (Computer, Monitor & Others)	5,250	30-06-2024	Rajshahi	30-07-2023	337	20%	969
91A	Office Equipment (Computer, Monitor & Others)	12,000	30-06-2024	Rajshahi	14-08-2023	322	20%	2,117
91A	Office Equipment (Computer, Monitor & Others)	3,500	30-06-2024	Rajshahi	08-02-2024	144	20%	276
91A	Office Equipment (Computer, Monitor & Others)	12,000	30-06-2024	Rajshahi	27-06-2024	4	20%	26
91A	Office Equipment (Computer, Monitor & Others)	695,227	30-06-2024	Rajshahi	30-06-2024	1	20%	381
91A	Office Equipment (Computer, Monitor & Others)	14,950	30-06-2024	Rajshahi	05-11-2023	239	20%	1,958
91A	Office Equipment (Computer, Monitor & Others)	10,000	30-06-2024	Rajshahi	07-11-2023	237	20%	1,299
91A	Office Equipment (Computer, Monitor & Others)	9,975	30-06-2024	Rajshahi	13-12-2023	201	20%	1,099
91A	Office Equipment (Computer, Monitor & Others)	14,800	30-06-2024	Rajshahi	25-04-2024	67	20%	543
91A	Office Equipment (Computer, Monitor & Others)	2,750	30-06-2024	Rajshahi	12-09-2023	293	20%	442
91A	Office Equipment (Computer, Monitor & Others)	295,900	30-06-2024	Rajshahi	30-06-2024	1	20%	162
91A	Office Equipment (Computer, Monitor & Others)	12,552,952	30-06-2024	Rajshahi	26-06-2024	5	20%	34,392
91A	Office Equipment (Computer, Monitor & Others)	1,394,773	30-06-2024	Rajshahi	30-06-2024	1	20%	764
91A	Office Equipment (Computer, Monitor & Others)	7,000	30-06-2024	Rajshahi	18-01-2024	165	20%	633
91A	Office Equipment (Computer, Monitor & Others)	11,000	30-06-2024	Rajshahi	23-01-2024	160	20%	964
91A	Office Equipment (Computer, Monitor & Others)	12,000	30-06-2024	Rajshahi	12-03-2024	111	20%	730
91A	Office Equipment (Computer, Monitor & Others)	500	30-06-2024	Rajshahi	20-09-2023	285	20%	78
91A	Office Equipment (Computer, Monitor & Others)	366,860	30-06-2024	Rajshahi	22-01-2024	161	20%	32,364
91A	Office Equipment (Computer, Monitor & Others)	316,035	30-06-2024	Rajshahi	30-06-2024	1	20%	173
91A	Office Equipment (Computer, Monitor & Others)	100,346	30-06-2024	Rajshahi	13-02-2024	139	20%	7,643

Northern Electricity Supply PLC.
(An Enterprise of Bangladesh Power Development Board)
Fixed Assets Purchase and Depreciation

As at 30 June 2024

Annexure-A-02
Amount in Taka

Sub Code	Head OF Accounts	Amount (BDT)	Accounts Date	RAO	Date of Purchase	Days	Rate	Depreciation
91A	Office Equipment (Computer, Monitor & Others)	213,390	30-06-2024	Rajshahi	02-05-2024	60	20%	7,016
91A	Office Equipment (Computer, Monitor & Others)	1,198,716	30-06-2024	Rajshahi	30-06-2024	1	20%	657
91A	Office Equipment (Computer, Monitor & Others)	9,950	30-06-2024	Rangpur	07-03-2024	116	20%	632
91A	Office Equipment (Computer, Monitor & Others)	98,960	30-06-2024	Rangpur	08-03-2024	115	20%	6,236
91A	Office Equipment (Computer, Monitor & Others)	177,950	30-06-2024	Rangpur	13-05-2024	49	20%	4,778
91A	Office Equipment (Computer, Monitor & Others)	9,350	30-06-2024	Rangpur	10-06-2024	21	20%	108
91A	Office Equipment (Computer, Monitor & Others)	488,000	30-06-2024	Rangpur	28-06-2024	3	20%	802
91A	Office Equipment (Computer, Monitor & Others)	120,300	30-06-2024	Rangpur	27-06-2024	4	20%	264
91A	Office Equipment (Computer, Monitor & Others)	195,400	30-06-2024	Rangpur	25-06-2024	6	20%	642
91A	Office Equipment (Computer, Monitor & Others)	108,830	30-06-2024	Rangpur	07-03-2024	116	20%	6,917
91A	Office Equipment (Computer, Monitor & Others)	20,420	30-06-2024	Rangpur	15-05-2024	47	20%	526
91A	Office Equipment (Computer, Monitor & Others)	133,500	30-06-2024	Rangpur	23-05-2024	39	20%	2,853
91A	Office Equipment (Computer, Monitor & Others)	289,150	30-06-2024	Rangpur	23-05-2024	39	20%	6,179
Total of Computer and Equipment		19,289,044						145,565
91	Office Furniture and Equipments	9,770	30-06-2024	Rajshahi	12-09-2023	293	10%	784
91	Office Furniture and Equipments	12,000	30-06-2024	Rajshahi	27-12-2023	187	10%	615
91	Office Furniture and Equipments	24,907	30-06-2024	Rajshahi	05-11-2023	239	10%	1,631
91	Office Furniture and Equipments	10,000	30-06-2024	Rajshahi	04-01-2024	179	10%	490
91	Office Furniture and Equipments	9,500	30-06-2024	Rajshahi	25-02-2024	127	10%	331
91	Office Furniture and Equipments	146,080	30-06-2024	Rajshahi	30-06-2024	1	10%	40
91	Office Furniture and Equipments	369,208	30-06-2024	Rajshahi	30-06-2024	1	10%	101
91	Office Furniture and Equipments	491,302	30-06-2024	Rajshahi	26-06-2024	5	10%	673
91	Office Furniture and Equipments	750	30-06-2024	Rajshahi	26-09-2023	279	10%	57
91	Office Furniture and Equipments	24,800	30-06-2024	Rajshahi	06-11-2023	238	10%	1,617
91	Office Furniture and Equipments	123,650	30-06-2024	Rajshahi	30-06-2024	1	10%	34
91	Office Furniture and Equipments	9,960	30-06-2024	Rajshahi	22-01-2024	161	10%	439
91	Office Furniture and Equipments	129,000	30-06-2024	Rajshahi	12-06-2024	19	10%	672

Northern Electricity Supply PLC.
(An Enterprise of Bangladesh Power Development Board)
Fixed Assets Purchase and Depreciation

As at 30 June 2024

Annexure-A-02
Amount in Taka

Sub Code	Head OF Accounts	Amount (BDT)	Accounts Date	RAO	Date of Purchase	Days	Rate	Depreciation
91	Office Furniture and Equipments	47,900	30-06-2024	Rajshahi	26-06-2024	5	10%	66
91	Office Furniture and Equipments	11,813	30-06-2024	Rajshahi	13-09-2023	292	10%	945
91	Office Furniture and Equipments	12,000	30-06-2024	Rajshahi	24-03-2024	99	10%	325
91	Office Furniture and Equipments	9,900	30-06-2024	Rajshahi	26-09-2023	279	10%	757
91	Office Furniture and Equipments	1,950	30-06-2024	Rajshahi	18-10-2023	257	10%	137
91	Office Furniture and Equipments	3,000	30-06-2024	Rajshahi	10-12-2023	204	10%	168
91	Office Furniture and Equipments	198,815	30-06-2024	Rajshahi	30-06-2024	1	10%	54
91	Office Furniture and Equipments	99,200	30-06-2024	Rajshahi	30-06-2024	1	10%	27
91	Office Furniture and Equipments	9,985	30-06-2024	Rajshahi	03-10-2023	272	10%	744
91	Office Furniture and Equipments	9,980	30-06-2024	Rajshahi	05-11-2023	239	10%	653
91	Office Furniture and Equipments	11,980	30-06-2024	Rajshahi	26-12-2023	188	10%	617
91	Office Furniture and Equipments	99,600	30-06-2024	Rajshahi	30-06-2024	1	10%	27
91	Office Furniture and Equipments	11,700	30-06-2024	Rajshahi	17-08-2023	319	10%	1,023
91	Office Furniture and Equipments	12,000	30-06-2024	Rajshahi	10-12-2023	204	10%	671
91	Office Furniture and Equipments	2,240	30-06-2024	Rajshahi	04-03-2024	119	10%	73
91	Office Furniture and Equipments	396,500	30-06-2024	Rajshahi	12-06-2024	19	10%	2,064
91	Office Furniture and Equipments	1,268	30-06-2024	Rajshahi	22-08-2023	314	10%	109
91	Office Furniture and Equipments	9,950	30-06-2024	Rajshahi	07-11-2023	237	10%	646
91	Office Furniture and Equipments	3,800	30-06-2024	Rajshahi	02-11-2023	242	10%	252
91	Office Furniture and Equipments	11,970	30-06-2024	Rajshahi	24-03-2024	99	10%	325
91	Office Furniture and Equipments	11,588	30-06-2024	Rajshahi	12-06-2024	19	10%	60
91	Office Furniture and Equipments	11,800	30-06-2024	Rajshahi	17-08-2023	319	10%	1,031
91	Office Furniture and Equipments	11,800	30-06-2024	Rajshahi	12-06-2024	19	10%	61
91	Office Furniture and Equipments	6,400	30-06-2024	Rajshahi	27-06-2024	4	10%	7
91	Office Furniture and Equipments	14,159	30-06-2024	Rajshahi	15-05-2024	47	10%	182
91	Office Furniture and Equipments	9,900	30-06-2024	Rajshahi	21-05-2024	41	10%	111

Northern Electricity Supply PLC.

(An Enterprise of Bangladesh Power Development Board)

Fixed Assets Purchase and Depreciation

As at 30 June 2024

Annexure-A-02
Amount in Taka

Sub Code	Head OF Accounts	Amount (BDT)	Accounts Date	RAO	Date of Purchase	Days	Rate	Depreciation
91	Office Furniture and Equipments	9,690	30-06-2024	Rajshahi	27-06-2024	4	10%	11
91	Office Furniture and Equipments	10,000	30-06-2024	Rajshahi	05-09-2023	300	10%	822
91	Office Furniture and Equipments	24,944	30-06-2024	Rajshahi	03-06-2024	28	10%	191
91	Office Furniture and Equipments	99,912	30-06-2024	Rajshahi	30-06-2024	1	10%	27
91	Office Furniture and Equipments	4,500	30-06-2024	Rajshahi	20-08-2023	316	10%	390
91	Office Furniture and Equipments	191,500	30-06-2024	Rajshahi	15-05-2024	47	10%	2,466
91	Office Furniture and Equipments	5,600	30-06-2024	Rajshahi	03-09-2023	302	10%	463
91	Office Furniture and Equipments	12,000	30-06-2024	Rajshahi	21-03-2024	102	10%	335
91	Office Furniture and Equipments	150,500	30-06-2024	Rajshahi	11-06-2024	20	10%	825
91	Office Furniture and Equipments	1,840	30-06-2024	Rajshahi	27-06-2024	4	10%	2
91	Office Furniture and Equipments	146,300	30-06-2024	Rajshahi	30-06-2024	1	10%	40
91	Office Furniture and Equipments	41,900	30-06-2024	Rajshahi	30-08-2023	306	10%	3,513
91	Office Furniture and Equipments	1,640	30-06-2024	Rajshahi	29-11-2023	215	10%	97
91	Office Furniture and Equipments	296,500	30-06-2024	Rajshahi	26-05-2024	36	10%	2,924
91	Office Furniture and Equipments	6,550	30-06-2024	Rajshahi	12-06-2024	19	10%	34
91	Office Furniture and Equipments	496,000	30-06-2024	Rajshahi	30-06-2024	1	10%	136
91	Office Furniture and Equipments	482,337	30-06-2024	Rajshahi	30-06-2024	1	10%	132
91	Office Furniture and Equipments	330,700	30-06-2024	Rajshahi	13-06-2024	18	10%	1,631
91	Office Furniture and Equipments	349,620	30-06-2024	Rajshahi	30-06-2024	1	10%	96
91	Office Furniture and Equipments	148,500	30-06-2024	Rajshahi	08-04-2024	84	10%	3,418
91	Office Furniture and Equipments	196,600	30-06-2024	Rajshahi	11-06-2024	20	10%	1,077
91	Office Furniture and Equipments	259,105	30-06-2024	Rajshahi	11-06-2024	20	10%	1,420
91	Office Furniture and Equipments	386,779	30-06-2024	Rajshahi	30-06-2024	1	10%	106
91	Office Furniture and Equipments	10,000	30-06-2024	Rangpur	17-12-2023	197	10%	540
91	Office Furniture and Equipments	12,000	30-06-2024	Rangpur	11-02-2024	141	10%	464
91	Office Furniture and Equipments	142,580	30-06-2024	Rangpur	12-02-2024	140	10%	5,469

Northern Electricity Supply PLC.
(An Enterprise of Bangladesh Power Development Board)
Fixed Assets Purchase and Depreciation

As at 30 June 2024

Annexure-A-02
Amount in Taka

Sub Code	Head OF Accounts	Amount (BDT)	Accounts Date	RAO	Date of Purchase	Days	Rate	Depreciation
91	Office Furniture and Equipments	9,200	30-06-2024	Rangpur	15-02-2024	137	10%	345
91	Office Furniture and Equipments	149,000	30-06-2024	Rangpur	15-02-2024	137	10%	5,593
91	Office Furniture and Equipments	9,950	30-06-2024	Rangpur	05-03-2024	118	10%	322
91	Office Furniture and Equipments	179,820	30-06-2024	Rangpur	14-05-2024	48	10%	2,365
91	Office Furniture and Equipments	66,000	30-06-2024	Rangpur	10-06-2024	21	10%	380
91	Office Furniture and Equipments	98,500	30-06-2024	Rangpur	25-06-2024	6	10%	162
91	Office Furniture and Equipments	95,319	30-06-2024	Rangpur	25-06-2024	6	10%	157
91	Office Furniture and Equipments	294,286	30-06-2024	Rangpur	25-06-2024	6	10%	484
91	Office Furniture and Equipments	107,600	30-06-2024	Rangpur	25-06-2024	6	10%	177
91	Office Furniture and Equipments	97,300	30-06-2024	Rangpur	25-06-2024	6	10%	160
91	Office Furniture and Equipments	147,300	30-06-2024	Rangpur	25-06-2024	6	10%	242
91	Office Furniture and Equipments	96,800	30-06-2024	Rangpur	25-06-2024	6	10%	159
91	Office Furniture and Equipments	97,290	30-06-2024	Rangpur	25-06-2024	6	10%	160
91	Office Furniture and Equipments	64,850	30-06-2024	Rangpur	25-06-2024	6	10%	107
91	Office Furniture and Equipments	92,440	30-06-2024	Rangpur	25-06-2024	6	10%	152
91	Office Furniture and Equipments	196,500	30-06-2024	Rangpur	25-06-2024	6	10%	323
91	Office Furniture and Equipments	477,760	30-06-2024	Rangpur	25-06-2024	6	10%	785
91	Office Furniture and Equipments	496,971	30-06-2024	Rangpur	25-06-2024	6	10%	817
91	Office Furniture and Equipments	496,971	30-06-2024	Rangpur	25-06-2024	6	10%	817
91	Office Furniture and Equipments	497,970	30-06-2024	Rangpur	25-06-2024	6	10%	819
91	Office Furniture and Equipments	641,900	30-06-2024	Dinajpur	31-07-2023	336	10%	59,090
91	Office Furniture and Equipments	15,000	30-06-2024	Dinajpur	31-03-2024	92	10%	378
91	Office Furniture and Equipments	84,800	30-06-2024	Dinajpur	30-06-2024	1	10%	23
91	Office Furniture and Equipments	14,950	30-06-2024	Dinajpur	06-06-2024	25	10%	102
91	Office Furniture and Equipments	77,000	30-06-2024	Dinajpur	26-06-2024	5	10%	105
91	Office Furniture and Equipments	14,980	30-06-2024	Dinajpur	27-06-2024	4	10%	16

Northern Electricity Supply PLC.
(An Enterprise of Bangladesh Power Development Board)
Fixed Assets Purchase and Depreciation

As at 30 June 2024

Annexure-A-02
Amount in Taka

Sub Code	Head OF Accounts	Amount (BDT)	Accounts Date	RAO	Date of Purchase	Days	Rate	Depreciation
91	Office Furniture and Equipments	196,524	30-06-2024	Pabna	26-06-2024	5	10%	269
91	Office Furniture and Equipments	98,680	30-06-2024	Pabna	13-06-2024	18	10%	487
91	Office Furniture and Equipments	265,366	30-06-2024	Pabna	21-04-2024	71	10%	5,162
91	Office Furniture and Equipments	198,060	30-06-2024	Pabna	11-01-2024	172	10%	9,333
91	Office Furniture and Equipments	4,500	30-06-2024	Bogura	14-11-2023	230	10%	284
91	Office Furniture and Equipments	9,950	30-06-2024	Bogura	20-11-2023	224	10%	611
91	Office Furniture and Equipments	14,800	30-06-2024	Bogura	13-01-2024	170	10%	689
91	Office Furniture and Equipments	9,850	30-06-2024	Bogura	17-02-2024	135	10%	364
91	Office Furniture and Equipments	7,854	30-06-2024	Bogura	13-03-2024	110	10%	237
91	Office Furniture and Equipments	98,300	30-06-2024	Bogura	27-06-2024	4	10%	108
91	Office Furniture and Equipments	10,000	30-06-2024	Bogura	26-09-2023	279	10%	764
91	Office Furniture and Equipments	9,900	30-06-2024	Bogura	06-11-2023	238	10%	646
91	Office Furniture and Equipments	10,000	30-06-2024	Bogura	06-12-2023	208	10%	570
91	Office Furniture and Equipments	9,980	30-06-2024	Bogura	18-12-2023	196	10%	536
91	Office Furniture and Equipments	9,990	30-06-2024	Bogura	08-02-2024	144	10%	394
91	Office Furniture and Equipments	59,500	30-06-2024	Bogura	20-03-2024	103	10%	1,679
91	Office Furniture and Equipments	100,000	30-06-2024	Bogura	15-05-2024	47	10%	1,288
91	Office Furniture and Equipments	9,960	30-06-2024	Bogura	02-09-2023	303	10%	827
91	Office Furniture and Equipments	9,990	30-06-2024	Bogura	02-09-2023	303	10%	829
91	Office Furniture and Equipments	2,000	30-06-2024	Bogura	05-09-2023	300	10%	164
91	Office Furniture and Equipments	1,160	30-06-2024	Bogura	23-10-2023	252	10%	80
91	Office Furniture and Equipments	4,350	30-06-2024	Bogura	22-04-2024	70	10%	83
91	Office Furniture and Equipments	5,600	30-06-2024	Bogura	22-04-2024	70	10%	107
91	Office Furniture and Equipments	3,500	30-06-2024	Bogura	02-07-2023	365	10%	350
91	Office Furniture and Equipments	5,700	30-06-2024	Bogura	10-07-2023	357	10%	558
91	Office Furniture and Equipments	250	30-06-2024	Bogura	10-07-2023	357	10%	24

Northern Electricity Supply PLC.
(An Enterprise of Bangladesh Power Development Board)
Fixed Assets Purchase and Depreciation

As at 30 June 2024

Annexure-A-02
Amount in Taka

Sub Code	Head OF Accounts	Amount (BDT)	Accounts Date	RAO	Date of Purchase	Days	Rate	Depreciation
91	Office Furniture and Equipments	650	30-06-2024	Bogura	14-12-2023	200	10%	36
91	Office Furniture and Equipments	93,275	30-06-2024	Bogura	26-06-2024	5	10%	128
91	Office Furniture and Equipments	9,900	30-06-2024	Bogura	06-01-2024	177	10%	480
91	Office Furniture and Equipments	9,990	30-06-2024	Bogura	27-02-2024	125	10%	342
91	Office Furniture and Equipments	99,200	30-06-2024	Bogura	04-06-2024	27	10%	734
91	Office Furniture and Equipments	5,000	30-06-2024	Bogura	12-07-2023	355	10%	486
91	Office Furniture and Equipments	4,500	30-06-2024	Bogura	12-07-2023	355	10%	438
91	Office Furniture and Equipments	4,950	30-06-2024	Bogura	08-08-2023	328	10%	445
91	Office Furniture and Equipments	5,030	30-06-2024	Bogura	13-08-2023	323	10%	445
91	Office Furniture and Equipments	1,700	30-06-2024	Bogura	09-09-2023	296	10%	138
91	Office Furniture and Equipments	1,650	30-06-2024	Bogura	18-09-2023	287	10%	130
91	Office Furniture and Equipments	10,000	30-06-2024	Bogura	16-09-2023	289	10%	792
91	Office Furniture and Equipments	10,000	30-06-2024	Bogura	30-10-2023	245	10%	671
91	Office Furniture and Equipments	9,950	30-06-2024	Bogura	28-10-2023	247	10%	673
91	Office Furniture and Equipments	9,500	30-06-2024	Bogura	12-11-2023	232	10%	604
91	Office Furniture and Equipments	4,500	30-06-2024	Bogura	15-11-2023	229	10%	282
91	Office Furniture and Equipments	9,500	30-06-2024	Bogura	26-11-2023	218	10%	567
91	Office Furniture and Equipments	355	30-06-2024	Bogura	26-12-2023	188	10%	18
91	Office Furniture and Equipments	1,550	30-06-2024	Bogura	30-12-2023	184	10%	78
91	Office Furniture and Equipments	9,994	30-06-2024	Bogura	29-01-2024	154	10%	422
91	Office Furniture and Equipments	19,470	30-06-2024	Bogura	21-01-2024	162	10%	864
91	Office Furniture and Equipments	1,550	30-06-2024	Bogura	05-02-2024	147	10%	62
91	Office Furniture and Equipments	99,550	30-06-2024	Bogura	31-03-2024	92	10%	2,509
91	Office Furniture and Equipments	4,890	30-06-2024	Bogura	19-05-2024	43	10%	58
91	Office Furniture and Equipments	1,100	30-06-2024	Bogura	19-05-2024	43	10%	13
91	Office Furniture and Equipments	2,200	30-06-2024	Bogura	15-06-2024	16	10%	10

Northern Electricity Supply PLC.
(An Enterprise of Bangladesh Power Development Board)
Fixed Assets Purchase and Depreciation

As at 30 June 2024

Annexure-A-02
Amount in Taka

Sub Code	Head OF Accounts	Amount (BDT)	Accounts Date	RAO	Date of Purchase	Days	Rate	Depreciation
91	Office Furniture and Equipments	1,000	30-06-2024	Bogura	15-06-2024	16	10%	4
91	Office Furniture and Equipments	1,600	30-06-2024	Bogura	14-08-2023	322	10%	141
91	Office Furniture and Equipments	420	30-06-2024	Bogura	24-09-2023	281	10%	32
91	Office Furniture and Equipments	9,980	30-06-2024	Bogura	24-12-2023	190	10%	520
91	Office Furniture and Equipments	98,300	30-06-2024	Bogura	02-05-2024	60	10%	1,616
91	Office Furniture and Equipments	1,450	30-06-2024	Bogura	25-06-2024	6	10%	2
91	Office Furniture and Equipments	8,610	30-06-2024	Bogura	20-08-2023	316	10%	745
91	Office Furniture and Equipments	1,600	30-06-2024	Bogura	22-08-2023	314	10%	138
91	Office Furniture and Equipments	9,950	30-06-2024	Bogura	19-11-2023	225	10%	613
91	Office Furniture and Equipments	1,600	30-06-2024	Bogura	28-04-2024	64	10%	28
91	Office Furniture and Equipments	147,670	30-06-2024	Bogura	15-05-2024	47	10%	1,902
91	Office Furniture and Equipments	48,003	30-06-2024	Bogura	27-06-2024	4	10%	53
91	Office Furniture and Equipments	623,167	30-06-2024	Bogura	29-06-2024	2	10%	341
91	Office Furniture and Equipments	297,380	30-06-2024	Bogura	29-06-2024	2	10%	163
91	Office Furniture and Equipments	98,032	30-06-2024	Bogura	20-06-2024	11	10%	295
91	Office Furniture and Equipments	198,980	30-06-2024	Bogura	27-06-2024	4	10%	218
91	Office Furniture and Equipments	1,750	30-06-2024	Bogura	07-11-2023	237	10%	114
91	Office Furniture and Equipments	1,680	30-06-2024	Bogura	09-01-2024	174	10%	80
91	Office Furniture and Equipments	90	30-06-2024	Bogura	11-01-2024	172	10%	4
91	Office Furniture and Equipments	1,050	30-06-2024	Bogura	05-05-2024	57	10%	16
91	Office Furniture and Equipments	1,200	30-06-2024	Bogura	14-05-2024	48	10%	16
91	Office Furniture and Equipments	2,500	30-06-2024	Bogura	08-05-2024	54	10%	37
91	Office Furniture and Equipments	14,500	30-06-2024	Bogura	26-05-2024	36	10%	143
91	Office Furniture and Equipments	195,725	30-06-2024	Bogura	28-05-2024	34	10%	1,823
91	Office Furniture and Equipments	478,500	30-06-2024	Bogura	02-06-2024	29	10%	3,802
91	Office Furniture and Equipments	2,450	30-06-2024	Bogura	02-06-2024	29	10%	19

Northern Electricity Supply PLC.
(An Enterprise of Bangladesh Power Development Board)
Fixed Assets Purchase and Depreciation

As at 30 June 2024

Annexure-A-02
Amount in Taka

Sub Code	Head OF Accounts	Amount (BDT)	Accounts Date	RAO	Date of Purchase	Days	Rate	Depreciation
	Total of Furniture	14,663,084						170,223
89	Transportation Equipment	24,540,000	30-06-2024	Rajshahi	10-12-2023	204	10%	1,371,551
89	Transportation Equipment	7,195,000	30-06-2024	Rajshahi	03-04-2024	89	10%	175,440
89	Transportation Equipment	22,338,000	30-06-2024	Rajshahi	28-04-2024	64	10%	391,680
89	Transportation Equipment	27,519,000	30-06-2024	Rajshahi	26-06-2024	5	10%	37,697
89	Transportation Equipment	29,008,500	30-06-2024	Rajshahi	30-06-2024	1	10%	7,948
	Total of Vehicle	110,600,500						1,984,315
88	Smart Prepayment Meter (Own)	29,678,600	30-06-2024	Rajshahi	12-06-2024	19	10%	154,491
88	Smart Prepayment Meter (Own)	29,631,000	30-06-2024	Rangpur	15-09-2023	290	10%	2,354,244
88	Smart Prepayment Meter (Own)	29,877,500	30-06-2024	Rangpur	15-03-2024	108	10%	884,047
88	Smart Prepayment Meter (Own)	29,631,000	30-06-2024	Dinajpur	13-09-2023	292	10%	2,370,480
88	Smart Prepayment Meter (Own)	25,755,750	30-06-2024	Dinajpur	27-06-2024	4	10%	28,225
88	Smart Prepayment Meter (Own)	4,076,750	30-06-2024	Dinajpur	30-06-2024	1	10%	1,117
88	Smart Prepayment Meter (Own)	29,877,500	30-06-2024	Pabna	11-02-2024	141	10%	1,154,172
88	Smart Prepayment Meter (Own)	25,755,750	30-06-2024	Rajshahi	23-05-2024	39	10%	275,198
88	Smart Prepayment Meter (Own)	4,076,750	30-06-2024	Rajshahi	30-06-2024	1	10%	1,117
88	Smart Prepayment Meter (Own)	26,958,686	30-06-2024	Bogura	18-01-2024	165	10%	1,218,680
88	Smart Prepayment Meter (Own)	2,995,409	30-06-2024	Bogura	19-05-2024	43	10%	35,288
88	Smart Prepayment Meter (Own)	26,958,686	30-06-2024	Bogura	17-01-2024	166	10%	1,226,066
88	Smart Prepayment Meter (Own)	2,995,409	30-06-2024	Bogura	21-05-2024	41	10%	33,647
88	Smart Prepayment Meter (Own)	26,887,774	30-06-2024	Bogura	13-01-2024	170	10%	1,252,307
88	Smart Prepayment Meter (Own)	2,987,530	30-06-2024	Bogura	19-05-2024	43	10%	35,196
88	Smart Prepayment Meter (Own)	370,350	30-06-2024	DGM	02-06-2024	29	10%	2,943
	Total of Smart Prepayment Meter (Own)	298,514,444						11,027,219
88	Smart Prepayment Meter (Project)	-	30-06-2024		01-07-2022	731	10%	-
	Total of Smart Prepayment Meter (Project)	-						-

Northern Electricity Supply PLC.
(An Enterprise of Bangladesh Power Development Board)
Fixed Assets Purchase and Depreciation

As at 30 June 2024

Annexure-A-02
Amount in Taka

Sub Code	Head OF Accounts	Amount (BDT)	Accounts Date	RAO	Date of Purchase	Days	Rate	Depreciation
83	Poles and Fixtures	-	30-06-2024		28-03-2023	461	3%	-
84	Overhead Conductor and Devices	299,000	30-06-2024	Rajshahi	12-06-2024	19	3%	467
84	Overhead Conductor and Devices	3,485,948	30-06-2024	Rajshahi	14-08-2023	322	3%	92,258
84	Overhead Conductor and Devices	22,119	30-06-2024	Rajshahi	04-09-2023	301	3%	547
84	Overhead Conductor and Devices	475,154	30-06-2024	Rajshahi	02-11-2023	242	3%	9,451
84	Overhead Conductor and Devices	1,379,891	30-06-2024	Rajshahi	12-12-2023	202	3%	22,910
84	Overhead Conductor and Devices	856,800	30-06-2024	Rajshahi	18-12-2023	196	3%	13,803
84	Overhead Conductor and Devices	1,024,051	30-06-2024	Rajshahi	11-01-2024	172	3%	14,477
84	Overhead Conductor and Devices	68,767	30-06-2024	Rajshahi	18-01-2024	165	3%	933
84	Overhead Conductor and Devices	7,401,539	30-06-2024	Rajshahi	24-01-2024	159	3%	96,727
84	Overhead Conductor and Devices	173,800	30-06-2024	Rajshahi	30-01-2024	153	3%	2,186
84	Overhead Conductor and Devices	23,702,597	30-06-2024	Rajshahi	21-01-2024	162	3%	315,602
84	Overhead Conductor and Devices	19,998,000	30-06-2024	Rajshahi	15-02-2024	137	3%	225,183
84	Overhead Conductor and Devices	2,451,398	30-06-2024	Rajshahi	01-04-2024	91	3%	18,335
84	Overhead Conductor and Devices	10,000,000	30-06-2024	Rajshahi	03-04-2024	89	3%	73,151
84	Overhead Conductor and Devices	11,475,936	30-06-2024	Rajshahi	28-05-2024	34	3%	32,070
84	Overhead Conductor and Devices	2,386,215	30-06-2024	Rajshahi	30-06-2024	1	3%	196
84	Overhead Conductor and Devices	19,239,610	30-06-2024	Rajshahi	30-06-2024	1	3%	1,581
84	Overhead Conductor and Devices	491,200	30-06-2024	Rangpur	09-05-2024	53	3%	2,140
84	Overhead Conductor and Devices	1,145,113	30-06-2024	Rangpur	30-03-2024	93	3%	8,753
84	Overhead Conductor and Devices	201,090	30-06-2024	Rangpur	21-06-2024	10	3%	165
84	Overhead Conductor and Devices	339,113	30-06-2024	Rangpur	20-06-2024	11	3%	307
84	Overhead Conductor and Devices	1,260,000	30-06-2024	Dinajpur	12-10-2023	263	3%	27,237
84	Overhead Conductor and Devices	2,865,356	30-06-2024	Bogura	13-06-2024	18	3%	4,239
84	Overhead Conductor and Devices	948,450	30-06-2024	Bogura	29-10-2023	246	3%	19,177
84	Overhead Conductor and Devices	379,140	30-06-2024	Bogura	24-06-2024	7	3%	218

Northern Electricity Supply PLC.
(An Enterprise of Bangladesh Power Development Board)
Fixed Assets Purchase and Depreciation

As at 30 June 2024

Annexure-A-02
Amount in Taka

Sub Code	Head OF Accounts	Amount (BDT)	Accounts Date	RAO	Date of Purchase	Days	Rate	Depreciation
84	Overhead Conductor and Devices	105,240	30-06-2024	Bogura	05-06-2024	26	3%	225
84	Overhead Conductor and Devices	1,197,500	30-06-2024	Bogura	29-06-2024	2	3%	197
84	Overhead Conductor and Devices	831,991	30-06-2024	Bogura	02-12-2023	212	3%	14,497
84	Overhead Conductor and Devices	2,111,208	30-06-2024	Bogura	04-11-2023	240	3%	41,646
84	Overhead Conductor and Devices	878,000	30-06-2024	Bogura	27-06-2024	4	3%	289
84	Overhead Conductor and Devices	352,977	30-06-2024	Bogura	10-12-2023	204	3%	5,918
84	Overhead Conductor and Devices	1,057,350	30-06-2024	Bogura	27-06-2024	4	3%	348
92	Communication Equipment	296,500	30-06-2024	Rajshahi	23-01-2024	160	3%	3,899
76	Accessory Electric Equipment	149,300	30-06-2024	Rajshahi	30-06-2024	1	3%	12
76	Accessory Electric Equipment	10,165,593	30-06-2024	Rajshahi	24-12-2023	190	3%	158,750
76	Accessory Electric Equipment	2,200,000	30-06-2024	Rajshahi	02-01-2024	181	3%	32,729
76	Accessory Electric Equipment	4,306,920	30-06-2024	Rajshahi	21-01-2024	162	3%	57,347
76	Accessory Electric Equipment	498,648	30-06-2024	Rajshahi	30-06-2024	1	3%	41
76	Accessory Electric Equipment	482,460	30-06-2024	Rajshahi	25-01-2024	158	3%	6,265
93	Tools, Shop and Garage Equipment	58,630	30-06-2024	Rajshahi	06-02-2024	146	3%	704
93	Tools, Shop and Garage Equipment	195,900	30-06-2024	Rajshahi	26-05-2024	36	3%	580
93	Tools, Shop and Garage Equipment	448,600	30-06-2024	Rajshahi	03-06-2024	28	3%	1,032
93	Tools, Shop and Garage Equipment	95,770	30-06-2024	Rajshahi	30-06-2024	1	3%	8
93	Tools, Shop and Garage Equipment	14,970	30-06-2024	Rajshahi	26-06-2024	5	3%	6
93	Tools, Shop and Garage Equipment	27,500,000	30-06-2024	Rajshahi	08-04-2024	84	3%	189,863
93	Tools, Shop and Garage Equipment	8,840,500	30-06-2024	Rajshahi	27-06-2024	4	3%	2,906
93	Tools, Shop and Garage Equipment	1,000,000	30-06-2024	Rajshahi	30-06-2024	1	3%	82
93	Tools, Shop and Garage Equipment	90,415	30-06-2024	Rajshahi	30-06-2024	1	3%	7
93	Tools, Shop and Garage Equipment	4,673,840	30-06-2024	Rajshahi	21-01-2024	162	3%	62,232
93	Tools, Shop and Garage Equipment	1,600	30-06-2024	Bogura	22-01-2024	161	3%	21
93	Tools, Shop and Garage Equipment	449,768	30-06-2024	Bogura	23-01-2024	160	3%	5,915

Northern Electricity Supply PLC.
(An Enterprise of Bangladesh Power Development Board)
Fixed Assets Purchase and Depreciation

As at 30 June 2024

Annexure-A-02
Amount in Taka

Sub Code	Head OF Accounts	Amount (BDT)	Accounts Date	RAO	Date of Purchase	Days	Rate	Depreciation
93	Tools, Shop and Garage Equipment	401,000	30-06-2024	Bogura	24-01-2024	159	3%	5,240
93	Tools, Shop and Garage Equipment	98,497	30-06-2024	Bogura	25-01-2024	158	3%	1,279
93	Tools, Shop and Garage Equipment	197,980	30-06-2024	Bogura	26-01-2024	157	3%	2,555
93	Tools, Shop and Garage Equipment	298,275	30-06-2024	Bogura	27-01-2024	156	3%	3,824
93	Tools, Shop and Garage Equipment	197,700	30-06-2024	Bogura	28-01-2024	155	3%	2,519
93	Tools, Shop and Garage Equipment	485,000	30-06-2024	Dinajpur	11-06-2024	20	3%	797
93	Tools, Shop and Garage Equipment	292,000	30-06-2024	Dinajpur	30-06-2024	1	3%	24
93	Tools, Shop and Garage Equipment	107,050	30-06-2024	Dinajpur	30-06-2024	1	3%	9
93	Tools, Shop and Garage Equipment	191,000	30-06-2024	Dinajpur	28-04-2024	64	3%	1,005
93	Tools, Shop and Garage Equipment	15,000	30-06-2024	Dinajpur	30-06-2024	1	3%	1
Total of Distribution Line and Electric Equipment		182,357,469						1,584,885
Total of Non-Current Assets		666,939,132						15,275,473

Northern Electricity Supply PLC.
(An Enterprise of Bangladesh Power Development Board)
Schedule of Clearing Accounts

As at 30 June 2024

Annexure-B
Amount in Taka

Code	Title	Debit	Credit
	Opening Balance	-	(28,545,988)
901	Remittance to Regional Collection Accounts.	-	-
901 V	Remittance to Regional Collection Accounts (VAT)	-	-
903	Principal Remittance from Local Collection Accounts.	-	-
903V	Principal Remittance from Local Collection Accounts (VAT)	-	-
905	Remittance to Central Bank Account.	-	-
905A	Remittance To Zonal Central Bank Account	-	-
905 V	Remit. To Zonal Central Bank Account (VAT)	163,663	
906A	Remittance From Zonal Regional Bank Account	-	-
906 V	Remit. From Zonal Regional Bank Account (VAT)	-	163,663
907A	Remittance To Regional Bank A/C from Zonal Central Bank A/c	2,495,661,729	616,229,937
907B	Remittance To Regional Bank A/C from Zonal Central Bank A/c	2,219,698,155	243,728
908	Remittance from Central Bank Account.	-	-
908A	Remittance From Zonal Central Bank Account	616,229,937	2,495,661,729
908B	Remittance From Zonal Central Bank Account	-	2,219,454,428
911	Remittance to Zonal Fund.	59,414,476	59,414,476
913	Remittance Benevolent Fund Account.	1,213,095	1,213,095
914	Remittance Group Insurance Account.	3,983,280	5,310,000
916	Clearing Account - Local Office.	2,167,197,259	2,167,197,259
918	Clearing Account - Central Office (To be used by RAO).	38,942,403,867	39,008,432,555
918 V	Clearing Account - Central Office (VAT).	1,971,960,019	1,862,683,244
919	Remittance Miscellaneous Account.	4,266,802	4,266,802
920	Remittance to Regional Consumers S/D Account.	-	-
921	Remittance to Central Bank Miscellaneous Collection Account.	4,316,010	4,316,010
922	Remittance to Central Bank Consumers S/D Account.	10,704	10,704
925	Remittance - Deduction of Land Purchase, House building, House repairing, Motor cycle advance.	-	-
		48,486,518,996	
	Adjustment during the Year		48,416,051,642
	Closing Balance		(70,467,354)

Northern Electricity Supply PLC.

(An Enterprise of Bangladesh Power Development Board)

Cash Summary

As at 30 June 2024

Annexure-C
Amount in Taka

SL	Type of Account	Total	Rajshahi	Bogura	Pabna	Rangpur	Dinajpur	Project	DGM Accounts
1	Petty Cash	1,146,500	610,000	128,500	52,500	200,500	72,500	82,500	-
2	Unit Collection	-	-	-	-	-	-	-	-
3	Unit Vending Collection	882,005	-	-	-	-	882,005	-	-
4	Unit Miscellaneous Collection	1,331,546	180,650	1,017,162	-	133,726	9	-	-
5	Unit Consumer Security Deposit	-	-	-	-	-	-	-	-
6	Establishment	1,275,764,587	42,249,298	1,138,228	2,751,763	10,757,630	1,477,879	1,217,389,789	-
7	Regional Collection	-	-	-	-	-	-	-	-
8	Regional Miscellaneous Collection	1,455,702	1,238,621	40,915	51,333	-	124,833	-	-
9	Regional Consumer Security Deposit	1,531	1,531	-	-	-	-	-	-
10	Deposit Account	18,032,858	4,782,739	5,247,546	4,612,238	2,448,212	942,124	-	-
11	Central Revenue Collection(SPC)	2,330,166,885	-	-	-	-	-	-	2,330,166,885
12	Central Consumer Security Deposit	7,883,257	-	-	-	-	-	-	7,883,257
13	Central Revenue Miscellaneous Collection	8,468,827	-	-	-	-	-	-	8,468,827
14	Central Deposits Works	2,336,939	-	-	-	-	-	-	2,336,939
15	Central Meter Account.	2,500,847	-	-	-	-	-	-	2,500,847
	Total	3,649,971,483	49,062,839	7,572,351	7,467,833	13,540,068	3,499,349	1,217,472,289	2,351,356,754

Cash Summary (VAT)

SL	Type of Account	Total	Rajshahi	Bogura	Pabna	Rangpur	Dinajpur	Project	DGM Accounts
1	Unit VAT Collection	51,229	-	-	-	-	51,229	-	-
2	Regional VAT Collection	524,113	-	453,093	-	-	71,020	-	-
3	Central VAT Collection(SPC)	207,958,001	-	-	-	-	-	-	207,958,001
	Total (VAT)	208,533,343	-	453,093	-	-	122,250	-	207,958,001
	Total	3,858,504,826	49,062,839	8,025,444	7,467,833	13,540,068	3,621,599	1,217,472,289	2,559,314,755

Northern Electricity Supply PLC.
(An Enterprise of Bangladesh Power Development Board)

Cash (DGM Office)
Cash and Cash Equivalents

As at 30 June 2024

Annexure-D
Amount in Taka

Type & Code : 139 (Central Revenue Collection)

SL	Bank Name	Branch Name	Account Number	Name of Office	Closing Balance (Bank)	Closing Balance (Cash)
1	AB Bank PLC	Rajshahi	420-2797021430	DGM (Accounts)	13,732,516.04	13,732,516.04
2	Agrani Bank PLC	Malopara ,Rajshahi	02-00018145948	DGM (Accounts)	134,056,004.20	132,217,352.20
3	Agrani Bank PLC	Malopara ,Rajshahi	02-00013388438	DGM (Accounts)	724,146.28	497,790.28
4	Al-Arafah Islami Bank PLC	Rajshahi	007-12200000823	DGM (Accounts)	13,649.50	13,649.50
5	Al-Arafah Islami Bank PLC	Rajshahi	007-12200000663	DGM (Accounts)	3,91,23,983.50	39,123,983.50
6	Bangladesh Development Bank PLC	Rajshahi	0560240000013	DGM (Accounts)	17,04,227.04	1,704,227.04
7	Bangladesh Development Bank PLC	Rajshahi	0560240000014	DGM (Accounts)	4,42,619.61	442,619.61
8	Bangladesh Commerce Bank PLC	Rajshahi	05232000013	DGM (Accounts)	1,47,91,705.84	14,791,705.84
9	Bank Asia PLC	Rajshahi	024-36000059	DGM (Accounts)	15,082,907.72	15,082,907.72
10	BASIC Bank PLC	Rajshahi	0316-010000570	DGM (Accounts)	4,130,515.05	4,130,515.05
11	BASIC Bank PLC	Rajshahi	0316-010000585	DGM (Accounts)	159,742,045.68	164,349,927.68
12	BASIC Bank PLC	Rajshahi	0316-010000494	DGM (Accounts)	14,163.16	14,163.16
13	BASIC Bank PLC	Rajshahi	0316-01-0000608	DGM (Accounts)	7,420,186.44	10,381,876.44
14	BASIC Bank PLC	Rajshahi	0316-01-0000613	DGM (Accounts)	360,634.66	402,908.91
15	BRAC Bank PLC	Rajshahi	550-1103809901001	DGM (Accounts)	7,046,814.49	8,308,042.49
16	BRAC Bank PLC	Rajshahi	550-1203809901001	DGM (Accounts)	212,477,371.60	153,448,020.60
17	BRAC Bank PLC	Rajshahi	550-1203809901002	DGM (Accounts)	1,968,035.12	1,968,035.12
18	The City Bank PLC	Rajshahi	310-2877606001	DGM (Accounts)	645,692.27	720,825.49
19	Dhaka Bank PLC	Rajshahi	42-11500001361	DGM (Accounts)	34,439,765.74	34,439,765.74
20	Dhaka Bank PLC	Rajshahi	42-11500001508	DGM (Accounts)	694,620.75	694,620.75
21	Dutch Bangla Bank PLC	Rajshahi	135-1200006703	DGM (Accounts)	43,235,726.95	51,946,981.08
22	Dutch Bangla Bank PLC	Rajshahi	135-1200005636	DGM (Accounts)	188,588,645.72	238,204,183.72

Northern Electricity Supply PLC.

(An Enterprise of Bangladesh Power Development Board)

Cash (DGM Office) Cash and Cash Equivalents

As at 30 June 2024

Annexure-D
Amount in Taka

Type & Code : 139 (Central Revenue Collection)

SL	Bank Name	Branch Name	Account Number	Name of Office	Closing Balance (Bank)	Closing Balance (Cash)
23	Eastern Bank PLC	Rajshahi	3011030000026	DGM (Accounts)	26,607.98	26,607.98
24	Eastern Bank PLC	Rajshahi	3011030000015	DGM (Accounts)	31,900.25	31,900.25
25	EXIM Bank PLC	Rajshahi	038-13100328262	DGM (Accounts)	19,152,283.65	19,152,283.65
26	First Security Islami Bank PLC	Topkhana Road, Dhaka	0118-13100000409	DGM (Accounts)	16,864.16	16,864.16
27	First Security Islami Bank PLC	Rajshahi	013-613100000455	DGM (Accounts)	9,841.66	9,841.66
28	First Security Islami Bank PLC	Rajshahi	013-613100000471	DGM (Accounts)	25,122,200.10	25,122,200.10
29	First Security Islami Bank PLC	Rajshahi	013-613100000472	DGM (Accounts)	14,399.02	14,399.02
30	Global Islami Bank PLC	Rajshahi	113-0000000686	DGM (Accounts)	17,406,759.72	17,406,759.72
31	IFIC Bank PLC	Rajshahi	0190271479041	DGM (Accounts)	14,637,487.03	25,387,424.03
32	IFIC Bank PLC	Rajshahi	0190271567041	DGM (Accounts)	4,852,906.18	4,866,239.50
33	Islami Bank Bangladesh PLC	Rajshahi	20501130900009110	DGM (Accounts)	167,840,657.65	169,128,394.65
34	Islami Bank Bangladesh PLC	Khilgaon, Dhaka	20502400900004914	DGM (Accounts)	23,555.50	23,555.50
35	Janata Bank PLC	Hetem Khan Br, Rajshahi	01-00222977767	DGM (Accounts)	194,359.96	195,764.72
36	Janata Bank PLC	Hetem Khan Br, Rajshahi	01-00228776682	DGM (Accounts)	211,242,933.89	217,455,094.89
37	Janata Bank PLC	Hetem Khan Br, Rajshahi	01-00167090740	DGM (Accounts)	45,307,102.65	24,268,779.65
38	Janata Bank PLC	Hetem Khan Br, Rajshahi	01-00219430030	DGM (Accounts)	75,083.71	75,083.71
39	Janata Bank PLC	Hetem Khan Br, Rajshahi	01-00217059539	DGM (Accounts)	49,440,390.33	2,352,331.33
40	Janata Bank PLC	Hetem Khan Br, Rajshahi	01-00219639851	DGM (Accounts)	22,414,958.49	33,655,782.60
41	Janata Bank PLC	Hetem Khan Br, Rajshahi	01-00219799645	DGM (Accounts)	7,127,564.66	7,261,539.55
42	Janata Bank PLC	Hetem Khan Br, Rajshahi	01-00220352549	DGM (Accounts)	65,642,159.41	93,576,094.94
43	Janata Bank PLC	Hetem Khan Br, Rajshahi	01-00232336727	DGM (Accounts)	2,213,013.74	7,428,765.74
44	Janata Bank PLC	Hetem Khan Br, Rajshahi	01-00232336522	DGM (Accounts)	827,759.51	1,015,462.32

Northern Electricity Supply PLC.

(An Enterprise of Bangladesh Power Development Board)

Cash (DGM Office) Cash and Cash Equivalents

As at 30 June 2024

Annexure-D
Amount in Taka

Type & Code : 139 (Central Revenue Collection)

SL	Bank Name	Branch Name	Account Number	Name of Office	Closing Balance (Bank)	Closing Balance (Cash)
45	Meghna Bank PLC	Rajshahi	31-0313500000021	DGM (Accounts)	4,795,813.25	5,969,942.25
46	Mercantile Bank PLC	Rajshahi	11-31000031619	DGM (Accounts)	640,728.12	687,466.20
47	Mercantile Bank PLC	Rajshahi	11-071313277624	DGM (Accounts)	44,597,226.72	44,597,226.72
48	Midland Bank PLC	Rajshahi	0029-1090000141	DGM (Accounts)	44,973,780.45	44,973,780.45
49	Midland Bank PLC	Rajshahi	0029-1090000212	DGM (Accounts)	2,427,407.85	2,427,407.85
50	Modhumoti Bank PLC	Rajshahi	11-1313500000018	DGM (Accounts)	27,544,472.54	27,544,472.54
51	Mutual Trust Bank PLC	Rajshahi	044-0320000153	DGM (Accounts)	67,163,476.80	67,163,476.80
52	National Bank PLC	Rajshahi	01005004758863	DGM (Accounts)	51,934,529.46	51,934,529.46
53	NCC Bank PLC	Bogura	00-4503150000037	DGM (Accounts)	373,441.92	373,441.92
54	NCC Bank PLC	Bogura	004503150000046	DGM (Accounts)	8,632,772.25	8,632,772.25
55	NRBC Bank PLC	Rajshahi	012036000000019	DGM (Accounts)	12,789,352.90	12,789,352.90
56	NRB Bank PLC	Rajshahi	6011030071745	DGM (Accounts)	2,548,906.76	2,548,906.76
57	ONE Bank PLC	Rajshahi	040-3000000261	DGM (Accounts)	15,070,441.06	15,070,441.06
58	ONE Bank PLC	Rajshahi	040-3000000283	DGM (Accounts)	4,720,592.80	4,721,545.18
59	Padma Bank PLC	Nilphamari	0113000498907	DGM (Accounts)	926,370.77	926,370.77
60	The Premier Bank PLC	Rajshahi	012813100000051	DGM (Accounts)	13,454,555.96	13,454,555.96
61	The Premier Bank PLC	Rajshahi	012813100000052	DGM (Accounts)	317,254.10	317,254.10
62	Prime Bank Ltd	Rajshahi	2112311021661	DGM (Accounts)	14,052,493.94	14,052,493.94
63	Pubali Bank PLC	Rajshahi	041-9102000920	DGM (Accounts)	6,80,111.65	680,111.65
64	Pubali Bank PLC	Rajshahi	041-9102001028	DGM (Accounts)	12,87,42,558.50	120,725,718.50
65	Rajshahi Krishi Unnayan Bank	Rajshahi	17-2000000075	DGM (Accounts)	71,617.30	71,617.30
66	Rajshahi Krishi Unnayan Bank	Rajshahi	17-2000000076	DGM (Accounts)	5,989,726.21	5,989,726.21

Northern Electricity Supply PLC.

(An Enterprise of Bangladesh Power Development Board)

Cash (DGM Office) Cash and Cash Equivalents

As at 30 June 2024

Annexure-D
Amount in Taka

Type & Code : 139 (Central Revenue Collection)

SL	Bank Name	Branch Name	Account Number	Name of Office	Closing Balance (Bank)	Closing Balance (Cash)
67	Rajshahi Krishi Unnayan Bank	Rajshahi	17-200000006	DGM (Accounts)	5.54	5.54
68	Rupali Bank PLC	Rajshahi Corporate Branch	3517-024004801	DGM (Accounts)	90,384.60	-497,181.40
69	Rupali Bank PLC	Rajshahi Corporate Branch	3517-024004803	DGM (Accounts)	24,40,476.14	2,440,476.14
70	Rupali Bank PLC	Rajshahi Corporate Branch	3517-024005003	DGM (Accounts)	7,10,835.27	710,835.27
71	Rupali Bank PLC	Local Office	0018024000253	DGM (Accounts)	4,43,653.00	443,653.00
72	Rupali Bank PLC	Rajshahi Corporate Branch	3517-024004806	DGM (Accounts)	5,50,511.00	1,580,024.00
73	Rupali Bank PLC	Rajshahi Corporate Branch	3517-024005006	DGM (Accounts)	13,03,252.41	1,303,252.41
74	Rupali Bank PLC	Rajshahi Corporate Branch	3517-024005104	DGM (Accounts)	7,80,25,398.75	77,847,274.75
75	Shahjalal Islami Bank PLC	Rajshahi	180213100000218	DGM (Accounts)	12,312,308.02	12,312,308.02
76	Shahjalal Islami Bank PLC	Rajshahi	180213100000220	DGM (Accounts)	1,248,139.52	1,248,139.52
77	Social Islami Bank PLC	Rajshahi	00713600000569	DGM (Accounts)	2,97,20,118.50	29,771,618.50
78	Sonali Bank PLC	Rajshahi Corporate Branch	46-177030000044	DGM (Accounts)	10,32,283.36	971,773.36
79	South Bangla Ag & Com Bank PLC	Rajshahi	00311300000240	DGM (Accounts)	11,948,452.06	11,948,452.06
80	Southeast Bank PLC	Rajshahi	0052-13100000049	DGM (Accounts)	15,373,599.99	15,373,599.99
81	Southeast Bank PLC	Rajshahi	0052-13100000040	DGM (Accounts)	2,137.14	2,137.14
82	Southeast Bank PLC	Rajshahi	0052-13100000046	DGM (Accounts)	4,085,530.84	4,216,111.73
83	Standard Bank PLC	Rajshahi	019360000148	DGM (Accounts)	5,00,97,193.90	57,684,577.90
84	Union Bank PLC	Rajshahi	03112100000119	DGM (Accounts)	2,12,09,612.95	21,209,612.95
85	United Commercial Bank PLC	Rajshahi	026-1301000000341	DGM (Accounts)	14,062,299.57	14,097,698.57
86	United Commercial Bank PLC	Rajshahi	026-1301000000330	DGM (Accounts)	72,377,997.11	84,398,721.11
87	United Commercial Bank PLC	Rajshahi	026-1301000000352	DGM (Accounts)	8,832,462.38	12,363,396.01
Total					1,941,352,508.55	2,330,166,884.97

Northern Electricity Supply PLC.

(An Enterprise of Bangladesh Power Development Board)

Cash (DGM Office) Cash and Cash Equivalents

As at 30 June 2024

Annexure-D
Amount in Taka

Type & Code : 139B (Consumer Security Deposit)

SL	Bank Name	Branch Name	Account Number	Name of Office	Closing Balance (Bank)	Closing Balance (Cash)
1	Janata Bank PLC	Hetem Khan Br, Rajshahi	01-00212764196	DGM (Accounts)	48,907.18	48,907.18
2	Janata Bank PLC	Hetem Khan Br, Rajshahi	01-00238812601	DGM (Accounts)	5,968,664.47	5,943,702.47
3	Janata Bank PLC	Hetem Khan Br, Rajshahi	01-00244237805	DGM (Accounts)	132,706.80	132,706.80
4	Janata Bank PLC	Hetem Khan Br, Rajshahi	01-00234520266	DGM (Accounts)	1,350,822.45	1,538,742.45
5	Midland Bank PLC	Rajshahi	0029-10900000187	DGM (Accounts)	9,877.75	9,877.75
6	Rajshahi Krishi Unnayan Bank	Rajshahi	0017200000079	DGM (Accounts)	145,785.40	145,785.40
7	Rajshahi Krishi Unnayan Bank	Rajshahi	0017200000081	DGM (Accounts)	63,534.96	63,534.96
		Total			7,720,299.01	7,883,257.01

Type & Code : 139C (Miscellaneous Collection)

SL	Bank Name	Branch Name	Account Number	Name of Office	Closing Balance (Bank)	Closing Balance (Cash)
1	Janata Bank PLC	Hetem Khan Br, Rajshahi	01-00212764251	DGM (Accounts)	104,153.47	104,153.47
2	Janata Bank PLC	Hetem Khan Br, Rajshahi	01-00240087752	DGM (Accounts)	2,649,644.16	2,649,644.16
3	Janata Bank PLC	Hetem Khan Br, Rajshahi	01-00226470586	DGM (Accounts)	3,387,069.85	4,664,198.95
4	Janata Bank PLC	Hetem Khan Br, Rajshahi	01-00242566569	DGM (Accounts)	93,859.56	93,859.56
5	Midland Bank PLC	Rajshahi	0029-10900000196	DGM (Accounts)	767,413.11	767,413.11
6	Rajshahi Krishi Unnayan Bank	Rajshahi	0017200000078	DGM (Accounts)	174,890.34	174,890.34
7	Rajshahi Krishi Unnayan Bank	Rajshahi	0017200000080	DGM (Accounts)	14,666.92	14,666.92
		Total			7,191,697.41	8,468,826.51

Northern Electricity Supply PLC.

(An Enterprise of Bangladesh Power Development Board)

Cash (DGM Office) Cash and Cash Equivalents

As at 30 June 2024

Annexure-D
Amount in Taka

Type & Code : 139D (Central Deposit Works)

SL	Bank Name	Branch Name	Account Number	Name of Office	Closing Balance (Bank)	Closing Balance (Cash)
1	Janata Bank PLC	Hetem Khan Br, Rajshahi	01-00212764153	DGM (Accounts)	2,472,134.65	2,336,938.65
Total					2,472,134.65	2,336,938.65

Type & Code : 139 E (Central Meter Account)

SL	Bank Name	Branch Name	Account Number	Name of Office	Closing Balance (Bank)	Closing Balance (Cash)
1	Rupali Bank PLC	Rajshahi Corporate Branch	3517-024004701	DGM (Accounts)	2,500,846.75	2,500,846.75
Total					2,500,846.75	2,500,846.75

Type & Code : 139V (Central VAT Collection)

SL	Bank Name	Branch Name	Account Number	Name of Office	Closing Balance (Bank)	Closing Balance (Cash)
1	AB Bank Ltd	Rajshahi	420-2797021000	DGM (Accounts)	705,903.00	705,903.00
2	Agrani Bank PLC	Malopara ,Rajshahi	02-00018146026	DGM (Accounts)	9,432,824.00	9,432,824.00
3	Al-Arafah Islami Bank PLC	Rajshahi	007-1220000672	DGM (Accounts)	18,34,191.50	1,834,191.50
4	Bangladesh Development Bank PLC	Rajshahi	0560240000710	DGM (Accounts)	87,965.00	87,965.00
5	Bangladesh Development Bank PLC	Rajshahi	0560240000711	DGM (Accounts)	277.89	277.89
6	Bangladesh Commerce Bank PLC	Rajshahi	05221000248	DGM (Accounts)	6,61,953.50	661,953.50
7	Bank Asia PLC	Rajshahi	024-33001885	DGM (Accounts)	745,040.00	745,040.00
8	BASIC Bank PLC	Rajshahi	0310-01-0007327	DGM (Accounts)	8,017,126.00	8,017,126.00
9	BASIC Bank PLC	Rajshahi	0310-01-0007311	DGM (Accounts)	371,348.83	371,348.83

Northern Electricity Supply PLC.

(An Enterprise of Bangladesh Power Development Board)

Cash (DGM Office) Cash and Cash Equivalents

As at 30 June 2024

Annexure-D
Amount in Taka

Type & Code : 139V (Central VAT Collection)

SL	Bank Name	Branch Name	Account Number	Name of Office	Closing Balance (Bank)	Closing Balance (Cash)
10	BASIC Bank PLC	Rajshahi	0310-01-0007520	DGM (Accounts)	368,625.00	516,715.00
11	BASIC Bank PLC	Rajshahi	0310-01-0007535	DGM (Accounts)	19,307.49	19,307.49
12	BRAC Bank PLC	Rajshahi	550-1203809901002	DGM (Accounts)	34,655,275.00	37,085,819.00
13	BRAC Bank PLC	Rajshahi	550-1203809901003	DGM (Accounts)	473,288.00	535,682.00
14	BRAC Bank PLC	Rajshahi	550-1203809901004	DGM (Accounts)	109,687.06	109,687.06
15	The City Bank PLC	Rajshahi	1402877609001	DGM (Accounts)	48,044.78	48,044.78
16	Dhaka Bank PLC	Rajshahi	42-11000010990	DGM (Accounts)	1,653,241.00	1,653,241.00
17	Dhaka Bank PLC	Rajshahi	42-1100001111	DGM (Accounts)	30,676.60	30,676.60
18	Dutch Bangla Bank PLC	Rajshahi	135-1100030955	DGM (Accounts)	15,626,977.50	18,025,223.50
19	Dutch Bangla Bank PLC	Rajshahi	135-1100036983	DGM (Accounts)	6,685,472.39	7,119,487.26
20	Eastern Bank PLC	Rajshahi	3011070000117	DGM (Accounts)	38.00	38.00
21	Eastern Bank PLC	Rajshahi	3011070000128	DGM (Accounts)	286.67	286.67
22	EXIM Bank PLC	Rajshahi	038-11100328233	DGM (Accounts)	759,081.00	759,670.00
23	First Security Islami Bank PLC	Rajshahi	013-611100008133	DGM (Accounts)	1,259,486.55	1,259,486.55
24	First Security Islami Bank PLC	Rajshahi	013-611100008098	DGM (Accounts)	-	-
25	First Security Islami Bank PLC	Rajshahi	013-611100008134	DGM (Accounts)	216.00	216.00
26	Global Islami Bank PLC	Rajshahi	111-1000015517	DGM (Accounts)	890,293.25	890,293.25
27	IFIC Bank PLC	Rajshahi	0190271617001	DGM (Accounts)	1,024,029.50	1,427,342.50
28	IFIC Bank PLC	Rajshahi	0190271643001	DGM (Accounts)	17,909.44	18,576.12

Northern Electricity Supply PLC.

(An Enterprise of Bangladesh Power Development Board)

Cash (DGM Office) Cash and Cash Equivalents

As at 30 June 2024

Annexure-D
Amount in Taka

Type & Code : 139V (Central VAT Collection)

SL	Bank Name	Branch Name	Account Number	Name of Office	Closing Balance (Bank)	Closing Balance (Cash)
29	Islami Bank Bangladesh PLC	Rajshahi	20501130100474310	DGM (Accounts)	8,129,201.50	8,154,958.75
30	Janata Bank PLC	Hetem Khan Br, Rajshahi	01-00222977937	DGM (Accounts)	529,918.55	529,988.79
31	Janata Bank PLC	Hetem Khan Br, Rajshahi	01-00217362254	DGM (Accounts)	10,111,583.76	11,047,879.76
32	Janata Bank PLC	Hetem Khan Br, Rajshahi	01-00228777115	DGM (Accounts)	15,288,209.32	15,502,724.00
33	Janata Bank PLC	Hetem Khan Br, Rajshahi	01-00219800902	DGM (Accounts)	927,714.43	876,485.13
34	Janata Bank PLC	Hetem Khan Br, Rajshahi	01-0021938684	DGM (Accounts)	7,473,568.54	8,033,725.45
35	Janata Bank PLC	Hetem Khan Br, Rajshahi	01-00220352379	DGM (Accounts)	21,655,154.74	23,043,784.73
36	Janata Bank PLC	Hetem Khan Br, Rajshahi	01-00232337421	DGM (Accounts)	326,509.00	556,381.00
37	Janata Bank PLC	Hetem Khan Br, Rajshahi	01-00232336735	DGM (Accounts)	56,312.69	65,249.88
38	Janata Bank PLC	Hetem Khan Br, Rajshahi	01-00240303153	DGM (Accounts)	256,833.42	256,833.42
39	Meghna Bank PLC	Rajshahi	31-0311100000197	DGM (Accounts)	236,688.00	294,909.00
40	Mercantile Bank PLC	Rajshahi	11-11000767701	DGM (Accounts)	186.92	2,362.89
41	Mercantile Bank PLC	Rajshahi	11-0711132772737	DGM (Accounts)	2,075,003.00	2,075,003.00
42	Midland Bank PLC	Rajshahi	0029-1090000150	DGM (Accounts)	2,165,923.00	2,165,923.00
43	Midland Bank PLC	Rajshahi	0029-1090000690	DGM (Accounts)	23,819.55	23,819.55
44	Modhumoti Bank PLC	Rajshahi	11-1311100000243	DGM (Accounts)	1,316,322.75	1,316,322.75
45	Mutual Trust Bank PLC	Rajshahi	044-0210008354	DGM (Accounts)	3,297,150.00	3,297,150.00
46	National Bank PLC	Rajshahi	01005004758878	DGM (Accounts)	2,330,452.00	2,330,452.00
47	NCC Bank PLC	Bogura	00450210013374	DGM (Accounts)	29,740.81	29,740.81

Northern Electricity Supply PLC.
(An Enterprise of Bangladesh Power Development Board)

Cash (DGM Office)
Cash and Cash Equivalents

As at 30 June 2024

Annexure-D
Amount in Taka

Type & Code : 139V (Central VAT Collection)

SL	Bank Name	Branch Name	Account Number	Name of Office	Closing Balance (Bank)	Closing Balance (Cash)
48	NCC Bank PLC	Bogura	00450210013383	DGM (Accounts)	438,936.00	438,936.00
49	NRBC Bank PLC	Rajshahi	012033300002047	DGM (Accounts)	635,442.00	635,442.00
50	NRB Bank PLC	Rajshahi	6012010071765	DGM (Accounts)	77,644.50	77,644.50
51	ONE Bank PLC	Rajshahi	040-10200008391	DGM (Accounts)	774,944.00	774,944.00
52	ONE Bank PLC	Rajshahi	040-10200008926	DGM (Accounts)	12,486.86	12,486.86
53	Paoma Bank PLC	Nilphamari	0111100498909	DGM (Accounts)	25,511.00	24,387.00
54	The Premier Bank PLC	Rajshahi	012811100002624	DGM (Accounts)	781,860.00	781,860.00
55	The Premier Bank PLC	Rajshahi	012811100002625	DGM (Accounts)	18,712.64	18,712.64
56	Prime Bank PLC	Rajshahi	211212021663	DGM (Accounts)	698,198.00	698,198.00
57	Pubali Bank PLC	Rajshahi	041-9901057110	DGM (Accounts)	86,19,221.00	8,619,221.00
58	Rajshahi Krishi Unnayan Bank	Rajshahi	0011100001186	DGM (Accounts)	4,112.58	4,112.58
59	Rajshahi Krishi Unnayan Bank	Rajshahi	0011100001187	DGM (Accounts)	293,826.00	293,826.00
60	Rupali Bank PLC	Rajshahi Corporate Branch	3517-024005004	DGM (Accounts)	61,896.71	61,896.71
61	Rupali Bank PLC	Rajshahi Corporate Branch	3517-024004805	DGM (Accounts)	26,818.29	78,303.29
62	Rupali Bank PLC	Rajshahi Corporate Branch	3517-024005007	DGM (Accounts)	54,996.76	54,996.76
63	Rupali Bank PLC	Rajshahi Corporate Branch	3517-024005105	DGM (Accounts)	23,82,365.00	3,058,248.00
64	Shahjalal Islami Bank PLC	Rajshahi	180211100005882	DGM (Accounts)	505,489.50	505,489.50
65	Shahjalal Islami Bank PLC	Rajshahi	180211100005883	DGM (Accounts)	4,392.03	4,392.03
66	Social Islami Bank PLC	Rajshahi	0071330021018	DGM (Accounts)	12,48,855.00	1,248,855.00

Northern Electricity Supply PLC.

(An Enterprise of Bangladesh Power Development Board)

Cash (DGM Office) Cash and Cash Equivalents

As at 30 June 2024

Annexure-D
Amount in Taka

Type & Code : 139V (Central VAT Collection)

SL	Bank Name	Branch Name	Account Number	Name of Office	Closing Balance (Bank)	Closing Balance (Cash)
67	Sonali Bank PLC	Rajshahi Corporate Branch	46-17702000692	DGM (Accounts)	37,55,215.74	3,755,215.74
68	South Bangla Ag & Com Bank PLC	Rajshahi	0031111007681	DGM (Accounts)	596,163.00	596,163.00
69	Southeast bank PLC	Rajshahi	0052-11100001392	DGM (Accounts)	823,097.00	823,097.00
70	Southeast bank PLC	Rajshahi	0052-11100001170	DGM (Accounts)	-	-
71	Southeast bank PLC	Rajshahi	0052-11100001213	DGM (Accounts)	49,286.91	55,816.02
72	Standard bank PLC	Rajshahi	019360006509	DGM (Accounts)	36,43,099.00	3,774,564.00
73	Union Bank PLC	Rajshahi	0311010004011	DGM (Accounts)	10,51,733.90	1,051,733.90
74	United Commercial Bank PLC	Rajshahi	026-11010000000280	DGM (Accounts)	663,779.00	667,292.00
75	United Commercial Bank PLC	Rajshahi	026-11010000000338	DGM (Accounts)	5,640,236.00	6,214,747.00
76	United Commercial Bank PLC	Rajshahi	026-11010000000349	DGM (Accounts)	2,492,173.03	2,667,303.75
Total					173,892,713.74	207,958,000.69

Northern Electricity Supply PLC.
(An Enterprise of Bangladesh Power Development Board)
Cash and Cash Equivalents (Rajshahi RAO)

As at 30 June 2024

Annexure-E
Amount in Taka

Miscellaneous Collection (Accounts Code-134)

SL	Bank Name	Branch Name	Account Number	S&D	Closing Balance (Bank)	Closing Balance (Cash)
1	First Security Islami Bank PLC	Nawhata, Rajshahi	201213100000469	Bimanbandar	180,649.67	180,649.67
Total					180,649.67	180,649.67

Establishment Accounts (Accounts Code-135)

SL	Bank Name	Branch Name	Account Number	S&D	Closing Balance (Bank)	Closing Balance (Cash)
1	Janata Bank PLC	Hetem Khan, Rajshahi	0 100024537956	MD Office	692,287.71	344,243.71
2	Janata Bank PLC	Hetem Khan, Rajshahi	0 100024537182	Addl. Director, Commercial, Rajshahi.	5,838,858.41	192,324.41
3	Janata Bank PLC	Hetem Khan, Rajshahi	0 100024536933	SE-1.O& M ,Rajshahi	3,097,815.23	1,216,267.23
4	Janata Bank PLC	Hetem Khan, Rajshahi	0 100024537387	Establishment	6,840,575.68	1,043,339.68
5	Janata Bank PLC	Hetem Khan, Rajshahi	0 100024537433	Contractor - Revenue	57,121,994.14	34,602,166.15
6	Janata Bank PLC	Hetem Khan, Rajshahi	1 100218629258	Nesco Secretariat	2,448,602.00	1,780,731.00
7	Janata Bank PLC	Hetem Khan, Rajshahi	0 100218629193	DGM, HRM & Admin	3,208,774.00	3,070,226.00
Total					79,248,907.17	42,249,298.18

Regional Miscellaneous (CODE -137A)

SL	Unit Bank Name	Branch Name	Account Number	Office	Closing Balance (Bank)	Closing Balance (Cash)
1		Rajshahi Branch	0 261301000000328	RAO	1,238,621.36	1,238,621.36
Total					1,238,621.36	1,238,621.36

Northern Electricity Supply PLC.
(An Enterprise of Bangladesh Power Development Board)
Cash and Cash Equivalents (Rajshahi RAO)

As at 30 June 2024

Annexure-E
Amount in Taka

Regional SD (CODE -137B)

SL	Unit Bank Name	Branch Name	Account Number	Office	Closing Balance (Bank)	Closing Balance (Cash)
1	United Commercial Bank PLC	Rajshahi Branch	0 2613010000000319	RAO	1,531.10	1,531.10
Total					1,531.10	1,531.10

Security Deposit & Deposit Works (CODE -138)

SL	Unit Bank Name	Branch Name	Account Number	Office	Closing Balance (Bank)	Closing Balance (Cash)
1	Rupali Bank PLC	Shaheb Bazar ,Rajshahi	3517-024102005	RAO	102,876.67	102,876.67
2	Janata Bank PLC	Hetem Khan, Rajshahi	01-00024350198	RAO	4,689,661.94	4,679,861.94
Total					4,792,538.61	4,782,738.61

Northern Electricity Supply PLC.
(An Enterprise of Bangladesh Power Development Board)
Cash and Cash Equivalents (Bogura RAO)

As at 30 June 2024

Annexure-E
Amount in Taka

Type & Code : 134 (Unit Misc. Collection)

SL	Bank Name	Branch Name	Account Number	Name of Office	Closing Balance (Bank)	Closing Balance (Cash)
1	National Bank PLC	Shibgonj	SND-014	ESU-Shibgonj	1,017,161.72	1,017,161.72
Total					1,017,161.72	1,017,161.72

Type & Code : 135 (ESTB)

SL	Bank Name	Branch Name	Account Number	Name of Office	Closing Balance (Bank)	Closing Balance (Cash)
1	Agrani Bank PLC	Shibgonj	STD-3353	Shibgonj electric supply, Bogura	88,084.78	213,371.78
2	Pubali Bank PLC	Sathmatha	STD-066	RAO, BOGURA	7,690,746.96	528,080.96
3	Pubali Bank PLC	Sathmatha	STD-277	RAO, BOGURA (STD-27)	3,494,292.65	396,775.65
Total					11,273,124.39	1,138,228.39

Type & Code : 137a (Regional Misc. Collection)

SL	Bank Name	Branch Name	Account Number	Name of Office	Closing Balance (Bank)	Closing Balance (Cash)
1	Pubali Bank PLC	Sathmatha	STD-08	RAO, Bogura	40,915.23	40,915.23
Total					40,915.23	40,915.23

Northern Electricity Supply PLC.
(An Enterprise of Bangladesh Power Development Board)
Cash and Cash Equivalents (Bogura RAO)

As at 30 June 2024

Annexure-E
Amount in Taka

Type & Code : 138 (Deposit)

SL	Bank Name	Branch Name	Account Number	Name of Office	Closing Balance (Bank)	Closing Balance (Cash)
1	Janata Bank PLC	Saptapadi	STD-1262	RAO, Bogura	1,013,551.52	1,013,551.52
2	Pubali Bank PLC	Sathmatha	STD-294	RAO, Bogura	2,927,936.48	4,233,994.48
Total					3,941,488.00	5,247,546.00

Type & Code : 137V (Regional Vat Collection)

SL	Bank Name	Branch Name	Account Number	Name of Office	Closing Balance (Bank)	Closing Balance (Cash)
1	Sonali Bank PLC	A.Z.College Br.	0602302000410	RAO, Bogura	453,092.50	453,092.50
Total					453,092.50	453,092.50

Northern Electricity Supply PLC.
(An Enterprise of Bangladesh Power Development Board)
Cash and Cash Equivalents (Pabna RAO)

As at 30 June 2024

Annexure-E
Amount in Taka

Type & Code : 135 (ESTB)

SL	Bank Name	Branch Name	Account Number	Name of Office	Closing Balance (Bank)	Closing Balance (Cash)
1	Pubali Bank PLC	Ishwardi Branch	0122102000201	S & D, Ishwardi	651,109.50	343,879.50
2	Sonali Bank PLC	Sirajgonj Branch	42151100000014	S & D-1, Sirajgonj	562,376.98	921,048.98
3	Janata Bank PLC	Nurpur Branch	0100037448481	O & M Circle, Pabna	5,378,586.86	907,673.86
4	Janata Bank PLC	Nurpur Branch	0100241209991	RAO (Contractor), Pabna	791,207.72	579,160.72
Total					7,383,281.06	2,751,763.06

Type & Code : 137a (Regional Misc. Collection)

SL	Bank Name	Branch Name	Account Number	Name of Office	Closing Balance (Bank)	Closing Balance (Cash)
1	Pubali Bank PLC	Ishwardi Branch	0122102000313	RAO, Ishwardi	51,332.51	51,332.51
Total					51,332.51	51,332.51

Type & Code : 137B (Regional SD Collection)

SL	Bank Name	Branch Name	Account Number	Name of Office	Closing Balance (Bank)	Closing Balance (Cash)
1	Mercantile Bank PLC	Ishwardi Branch	13301312622812	RAO, Ishwardi	-	-
Total					-	-

Type & Code : 138 (Deposit)

SL	Bank Name	Branch Name	Account Number	Name of Office	Closing Balance (Bank)	Closing Balance (Cash)
1	Janata Bank PLC	Nurpur Branch	0100241209479	RAO, Pabna (Contractor SD)	3,430,561.52	4,146,486.52
2	Janata Bank PLC	Nurpur Branch	0100241202161	Manager, Ishwardi (DW A/C)	465,751.23	465,751.23

Northern Electricity Supply PLC.
(An Enterprise of Bangladesh Power Development Board)
Cash and Cash Equivalents (Pabna RAO)

As at 30 June 2024

Annexure-E
Amount in Taka

SL	Bank Name	Branch Name	Account Number	Name of Office	Closing Balance (Bank)	Closing Balance (Cash)
3	Pubali Bank PLC	Ishwardi Branch	0122102000160	RAO, Ishwardi (DW A/C)	-	-
4	Pubali Bank PLC	Ishwardi Branch	0122102000634	RAO, Ishwardi (DW Contractor A/C)	-	-
Total					3,896,312.75	4,612,237.75

Type & Code : 137 V (Regional Vat Collection)

SL	Bank Name	Branch Name	Account Number	Name of Office	Closing Balance (Bank)	Closing Balance (Cash)
1	Sonali Bank PLC	Pabna Branch	4114502001527	Regional Vat	-	-
Total					-	-

Northern Electricity Supply PLC.
(An Enterprise of Bangladesh Power Development Board)
Cash and Cash Equivalents (Rangpur RAO)

As at 30 June 2024

Annexure-E
Amount in Taka

Statement of code no - 135 Overhead

SL	NAME OF BANK	Branch	Account No	Name of Office	Closing Balance (Bank)	Closing Balance (Cash)
1	Janata Bank PLC	Lalbag	0100024478020	Regional Accounting Office Rangpur	17,666,041.45	3,448,442.45
2	Janata Bank PLC	Lalbag	0100024478119	Contractor (Rev) RAO Rangpur	11,457,820.11	1,527,426.11
3	Pubali Bank PLC	Sapla Chatt	2160102000012	Sales & Distribution Division-1, Rangpur	445,001.31	771,734.31
4	Pubali Bank PLC	Sapla Chatt	2160102000085	Sales & Distribution Division-2, Rangpur	550,420.85	285,222.85
5	Agrani Bank PLC	Saidpur	786-0200001892675	Sales & Distribution Division- Saidpur	1,145,904.83	650,852.83
6	Agrani Bank PLC	Lalmonirhat	STD-0200001699014	Sales & Distribution Division-Lalmonirhat	361,007.48	853,219.48
7	Pubali Bank PLC	Nilphamari	STD-01671020000182	Sales & Distribution Division- Nilphamari	56,225.37	657,443.37
8	Sonali Bank PLC	Domer	STD NO-53058360000634	Sales & Distribution Division-Domer	902,829.27	674,367.27
9	NCC Bank PLC	Patgram	STD NO-003703250000081	Sales & Distribution Division-Patgram	671,064.58	724,716.58
10	Al Arafa Islami bank PLC	Palashbari	STD-13712200000129	Palashbari Electric Supply	458,031.47	529,834.47
11	Sonali Bank PLC	Kishorgong	STD-5307436000525	Kishorgong Electric Supply	620,251.00	634,370.00
		Total			34,334,597.72	10,757,629.72

Northern Electricity Supply PLC.
(An Enterprise of Bangladesh Power Development Board)
Cash and Cash Equivalents (Rangpur RAO)

As at 30 June 2024

Annexure-E
Amount in Taka

Statement of code no - 138 Overhead Jamanat

SL	NAME OF BANK	Branch	Account No	Name of Office	Closing Balance (Bank)	Closing Balance (Cash)
1	Janata Bank PLC	Lalbag	STD NO-100024477741	RAO, Rangpur	900,339.97	2,344,819.97
2	The City Bank PLC	Rangpur	3102236016001	RAO, Rangpur	103,142.18	103,392.18
Total					1,003,482.15	2,448,212.15

Statement of code no - 134

SL	NAME OF BANK	Branch	Account No	NAME OF OFFICE:	Closing Balance (Bank)	Closing Balance (Cash)
1	Janata Bank PLC	Lalbag	STD NO-0100024477783	RAO, Rangpur	133,725.84	133,725.84
Total					133,725.84	133,725.84

Northern Electricity Supply PLC.
(An Enterprise of Bangladesh Power Development Board)
Cash and Cash Equivalents (Dinajpur RAO)

As at 30 June 2024

Annexure-E
Amount in Taka

Type & Code : 134 (Unit Misc. Collection)

SL	Bank Name	Branch Name	Account Number	Name of Office	Closing Balance (Bank)	Closing Balance (Cash)
1	Sonali Bank PLC	Tetulia, Panchagarh	1917110000083	ESU- TETULIA	9.00	9.00
Total					9.00	9.00

Type & Code : 135 (ESTB)

SL	Bank Name	Branch Name	Account Number	Name of Office	Closing Balance (Bank)	Closing Balance (Cash)
1	Sonali Bank PLC	Parbatipur, Dinajpur	1821004000054	ESU- PARBOTIPUR	2,383,407.44	325,541.04
2	Sonali Bank PLC	Tetulia, Panchagarh	1917110000057	ESU- TETULIA	-	-
3	Agrani Bank PLC	Station Road, Dinajpur	02000004246479	RAO, Dinajpur	459,001.00	319,867.00
4	Agrani Bank PLC	Maldhapatty, Dinajpur	0200000717902	CONT (REV)	630,976.67	832,470.67
Total					3,473,385.11	1,477,878.71

Type & Code : 137a (Regional Misc. Collection)

SL	Bank Name	Branch Name	Account Number	Name of Office	Closing Balance (Bank)	Closing Balance (Cash)
1	Agrani Bank PLC	Station Road Branch	New A/C- 0200016696760	RAO, Dinajpur	124,832.98	124,832.98
Total					124,832.98	124,832.98

Type & Code : 138 (Deposit)

SL	Bank Name	Branch Name	Account Number	Name of Office	Closing Balance (Bank)	Closing Balance (Cash)
1	Agrani Bank PLC	Station Road, Dinajpur	02400004246518	RAO, Dinajpur	711,803.52	942,123.52
2	Agrani Bank PLC	Station Road, Dinajpur	02400004246524	RAO, Dinajpur	-	-
Total					711,803.52	942,123.52

Northern Electricity Supply PLC.
(An Enterprise of Bangladesh Power Development Board)
Cash and Cash Equivalents (Dinajpur RAO)

As at 30 June 2024

Annexure-E
Amount in Taka

Type & Code : 137V (Regional VAT)

SL	Bank Name	Branch Name	Account Number	Name of Office	Closing Balance (Bank)	Closing Balance (Cash)
1	Agrani Bank PLC	Maldahpatty Branch	0200016421040	RAO, Dinajpur	71,020.44	71,020.44
Total					71,020.44	71,020.44

Type & Code : Prepaid Vending Revenue Collection Balance

SL	Bank Name	Branch Name	Account Number	Name of Office	Closing Balance (Bank)	Closing Balance (Cash)
1	Agrani Bank PLC	Maldahpatty Branch	0200017615476	RAO, Dinajpur	-	-
2	Trust Bank PLC	Dinajpur Branch	0076-03200000075	RAO, Dinajpur	248,100.60	248,100.60
3	Social Islami Bank PLC	Dinajpur Branch	053136000000471	RAO, Dinajpur	629,643.25	629,643.25
4	BCBL	Dinajpur Branch	03432000034	RAO, Dinajpur	0.04	0.04
5	Standard Bank PLC	Dinajpur Branch	056360000040	RAO, Dinajpur	79.88	79.88
6	NRBC	Pulhat	0141360000000034	RAO, Dinajpur	4,180.97	4,180.97
Total					882,004.74	882,004.74

Type & Code : Prepaid Vending VAT Collection Balance

SL	Bank Name	Branch Name	Account Number	Name of Office	Closing Balance (Bank)	Closing Balance (Cash)
1	Agrani Bank Ltd.	Maldahpatty Branch	0200017615611	RAO, Dinajpur	-	-
2	Trust Bank Limited	Dinajpur Branch	0076-03200000084	RAO, Dinajpur	12,214.80	12,214.80
3	SIBL	Dinajpur Branch	05313300007791	RAO, Dinajpur	33,323.14	33,323.14
4	BCBL	Dinajpur Branch	034210000595	RAO, Dinajpur	0.36	0.36
5	Standard Bank Limited	Dinajpur Branch	056360000041	RAO, Dinajpur	4.00	4.00
6	NRBC	Pulhat	0141360000000035	RAO, Dinajpur	5,687.00	5,687.00
Total					51,229.30	51,229.30

Northern Electricity Supply PLC.
(An Enterprise of Bangladesh Power Development Board)
Cash and Cash Equivalents (Project)

As at 30 June 2024

Annexure-E
Amount in Taka

Type & Code : 135 (ESTB)

SL	Bank Name	Branch Name	Account Number	Name of Office	Closing Balance (Bank)	Closing Balance (Cash)
1	Rupali Bank PLC	Rajshahi Corporate, Rajshahi	3517024005009	SPM-PD	343,632.00	350,243,194.00
2	Janata Bank PLC	Hetem Khan Br, Rajshahi	01002345155203	ISDS	1,700,836.00	465,188,276.00
3	Janata Bank PLC	Hetem Khan Br, Rajshahi	0100167080868	Rajshahi Division	971,942.10	259,949,458.83
4	Janata Bank PLC	Hetem Khan Br, Rajshahi	0100167079541	Rangpur Division	64,266.56	142,008,859.77
Total					3,080,676.66	1,217,389,788.60

Northern Electricity Supply PLC.
(An Enterprise of Bangladesh Power Development Board)
Schedule of Fixed Deposit Receipts (FDR)

As at 30 June 2024

Annexure-F
Amount in Taka

SL	BANK	FDR NO	RAO/Office	Amount as on 30-06-23	Amount as on 30-06-24
1	AB Bank PLC	FDR -3731396-784974	DGM(Accounts)	21,140,000	22,562,520
2	AB Bank PLC	FDR -3761939-766753	DGM(Accounts)	20,000,000	21,090,000
3	AB Bank PLC	FDR -3762452-766754	DGM(Accounts)	20,000,000	21,170,000
4	AB Bank PLC	FDR -3784822-784974	DGM(Accounts)	10,000,000	10,622,000
		Total		71,140,000	75,444,520
SL	BANK	FDR NO	RAO/Office	Amount as on 30-06-23	Amount as on 30-06-24
1	Agrani Bank PLC	FDR 0200021646855	DGM(Accounts)	45,000,000	47,541,000
2	Agrani Bank PLC	FDR 0200021667861	DGM(Accounts)	45,000,000	47,541,000
3	Agrani Bank PLC	FDR 0200021648170	DGM(Accounts)	40,000,000	42,257,000
4	Agrani Bank PLC	FDR 0200021652562	DGM(Accounts)	45,339,122	47,899,384
5	Agrani Bank PLC	FDR 0200021654027	DGM(Accounts)	45,000,000	47,541,000
6	Agrani Bank PLC	FDR 0200021527417	DGM(Accounts)		10,000,000
7	Agrani Bank PLC	FDR 0200021546870	DGM(Accounts)		10,000,000
8	Agrani Bank PLC	FDR 0200022203178	Dinajpur		3,222,516
		Total		220,339,122	256,001,900
SL	BANK	FDR NO	RAO/Office	Amount as on 30-06-23	Amount as on 30-06-24
1	Al-Arafa Islami Islami Bank PLC	FDR 0071330036961	DGM(Accounts)	-	20,000,000
2	Al-Arafa Islami Islami Bank PLC	FDR 0071330037016	DGM(Accounts)	-	30,000,000
3	Al-Arafa Islami Islami Bank PLC	FDR 0071330037027	DGM(Accounts)	-	10,000,000
4	Al-Arafa Islami Islami Bank PLC	FDR 0071330037354	DGM(Accounts)	-	7,495,147
		Total		-	67,495,147

Northern Electricity Supply PLC.
(An Enterprise of Bangladesh Power Development Board)
Schedule of Fixed Deposit Receipts (FDR)

As at 30 June 2024

Annexure-F
Amount in Taka

SL	BANK	FDR NO	RAO/Office	Amount as on 30-06-23	Amount as on 30-06-24
1	Al-Arafa Islami Islami Bank PLC	FDR 0071330036961	DGM(Accounts)	-	20,000,000
2	Al-Arafa Islami Islami Bank PLC	FDR 0071330037016	DGM(Accounts)	-	30,000,000
3	Al-Arafa Islami Islami Bank PLC	FDR 0071330037027	DGM(Accounts)	-	10,000,000
4	Al-Arafa Islami Islami Bank PLC	FDR 0071330037354	DGM(Accounts)	-	7,495,147
		Total		-	67,495,147
SL	BANK	FDR NO	RAO/Office	Amount as on 30-06-23	Amount as on 30-06-24
1	Bangladesh Commerce Bank PLC	FDR -30233000046	DGM(Accounts)	5,312,000	-
2	Bangladesh Commerce Bank PLC	FDR 30233000092	DGM(Accounts)	4,700,000	5,035,400
3	Bangladesh Commerce Bank PLC	FDR-05233000483	DGM(Accounts)	5,300,000	5,678,600
				15,312,000	10,714,000
SL	BANK	FDR NO	RAO/Office	Amount as on 30-06-23	Amount as on 30-06-24
1	BASIC Bank PLC	FDR 0318-01-0013190	DGM(Accounts)	1,833,137	-
2	BASIC Bank PLC	FDR 0318-01-0014113	DGM(Accounts)	4,108,300	4,340,295
3	BASIC Bank PLC	FDR 0318-01-0014293	DGM(Accounts)	6,466,955	6,857,146
4	BASIC Bank PLC	FDR 0318-01-0014301	DGM(Accounts)	5,175,922	5,487,618
5	BASIC Bank PLC	FDR 0318-01-0014454	DGM(Accounts)	5,803,947	6,102,752
6	BASIC Bank PLC	FDR 0318-01-0014657	DGM(Accounts)	5,754,108	6,080,243
7	BASIC Bank PLC	FDR 0318-01-0014662	DGM(Accounts)	1,458,395	1,538,816
8	BASIC Bank PLC	FDR 0318-01-0014780	DGM(Accounts)	1,386,092	1,462,377
9	BASIC Bank PLC	FDR 0318-01-0014844	DGM(Accounts)	79,891,663	84,411,466
10	BASIC Bank PLC	FDR 0318-01-0014839	DGM(Accounts)	18,355,926	19,390,885
11	BASIC Bank PLC	FDR 0318-01-0014871	DGM(Accounts)	5,250,859	5,554,509

Northern Electricity Supply PLC.
(An Enterprise of Bangladesh Power Development Board)
Schedule of Fixed Deposit Receipts (FDR)

As at 30 June 2024

Annexure-F
Amount in Taka

SL	BANK	FDR NO	RAO/Office	Amount as on 30-06-23	Amount as on 30-06-24
12	BASIC Bank PLC	FDR 0318-01-0015020	DGM(Accounts)	31,731,521	-
13	BASIC Bank PLC	FDR 0318-01-0015056	DGM(Accounts)	41,239,602	43,731,970
14	BASIC Bank PLC	FDR 0318-01-0015259	DGM(Accounts)	2,625,816	2,769,862
15	BASIC Bank PLC	FDR 0318-01-0015264	DGM(Accounts)	42,354,330	44,711,173
16	BASIC Bank PLC	FDR 0318-01-0015270	DGM(Accounts)	25,256,232	26,655,581
17	BASIC Bank PLC	FDR 5518-01-0006424	DGM(Accounts)	1,598,823	-
18	BASIC Bank PLC	FDR 5518-01-0016171	DGM(Accounts)	11,408,000	12,059,227
19	BASIC Bank PLC	FDR 1218-01-0013918	DGM(Accounts)	15,000,000	-
		Total		306,699,628	271,153,920
SL	BANK	FDR NO	RAO/Office	Amount as on 30-06-23	Amount as on 30-06-24
1	The City Bank PLC	FDR 4434043297001	DGM(Accounts)	-	10,000,000
2	The City Bank PLC	FDR 4434043297002	DGM(Accounts)	-	10,000,000
		Total		-	20,000,000
SL	BANK	FDR NO	RAO/Office	Amount as on 30-06-23	Amount as on 30-06-24
1	Dhaka Bank PLC	FDR 4216410000198	DGM(Accounts)	2,000,000	-
2	Dhaka Bank PLC	FDR 4261430000010	DGM(Accounts)	9,200,000	9,767,400
3	Dhaka Bank PLC	FDR 4261430000021	DGM(Accounts)	9,100,000	9,661,200
4	Dhaka Bank PLC	FDR 4261430000076	DGM(Accounts)	20,000,000	21,265,000
		Total		40,300,000	40,693,600

Northern Electricity Supply PLC.
(An Enterprise of Bangladesh Power Development Board)
Schedule of Fixed Deposit Receipts (FDR)

As at 30 June 2024

Annexure-F
Amount in Taka

SL	BANK	FDR NO	RAO/Office	Amount as on 30-06-23	Amount as on 30-06-24
1	EXIM Bank PLC	FDR 0121002170673	Dinajpur	2,094,800	-
		Total		2,094,800	-
SL	BANK	FDR NO	RAO/Office	Amount as on 30-06-23	Amount as on 30-06-24
1	First Security Islami Bank PLC	FDR 013624600002372	DGM(Accounts)	7,723,447	8,214,555
2	First Security Islami Bank PLC	FDR 013624600002448	DGM(Accounts)	13,356,165	14,195,000
3	First Security Islami Bank PLC	FDR 013624600002520	DGM(Accounts)	17,670,000	18,785,880
4	First Security Islami Bank PLC	FDR 013624600002525	DGM(Accounts)	14,700,000	15,625,800
5	First Security Islami Bank PLC	FDR 011824600010732	DGM(Accounts)	-	290,000,000
6	First Security Islami Bank PLC	FDR 01362460000262	DGM(Accounts)	-	7,349,982
		Total		53,449,612	354,171,217
SL	BANK	FDR NO	RAO/Office	Amount as on 30-06-23	Amount as on 30-06-24
1	Investment corporation of Bangladesh	FDR 0005738	DGM(Accounts)	11,801,226	-
2	Investment corporation of Bangladesh	FDR 0005739	DGM(Accounts)	272,275,702	-
3	Investment corporation of Bangladesh	FDR 0005753	DGM(Accounts)	-	50,000,000
4	Investment corporation of Bangladesh	FDR 0005754	DGM(Accounts)	-	50,000,000
5	Investment corporation of Bangladesh	FDR 0005755	DGM(Accounts)	-	50,000,000
6	Investment corporation of Bangladesh	FDR 0005756	DGM(Accounts)	-	50,000,000
7	Investment corporation of Bangladesh	FDR 0005757	DGM(Accounts)	-	50,000,000
8	Investment corporation of Bangladesh	FDR 0005758	DGM(Accounts)	-	38,838,975
		Total		284,076,928	288,838,975

Northern Electricity Supply PLC.
(An Enterprise of Bangladesh Power Development Board)
Schedule of Fixed Deposit Receipts (FDR)

As at 30 June 2024

Annexure-F
Amount in Taka

SL	BANK	FDR NO	RAO/Office	Amount as on 30-06-23	Amount as on 30-06-24
1	IDLC Finance PLC	FDR 13052247665101	DGM(Accounts)	23,686,923	25,187,886
2	IDLC Finance PLC	FDR 13052247665102	DGM(Accounts)	10,545,000	11,204,880
		Total		34,231,923	36,392,766
SL	BANK	FDR NO	RAO/Office	Amount as on 30-06-23	Amount as on 30-06-24
1	IFIC Bank PLC	FDR 0190090150200	DGM(Accounts)	21,040,000	22,386,560
2	IFIC Bank PLC	FDR IFIC 1413975	DGM(Accounts)	20,000,000	21,040,000
3	IFIC Bank PLC	FDR IFIC 0190090150	DGM(Accounts)	-	10,000,000
4	IFIC Bank PLC	FDR 0190090150202	DGM(Accounts)	-	2,123,000
5	IFIC Bank PLC	FDR 0190090150203	DGM(Accounts)	-	5,353,947
6	IFIC Bank PLC	FDR 0190090150204	DGM(Accounts)	-	10,662,000
		Total		41,040,000	71,565,507
SL	BANK	FDR NO	RAO/Office	Amount as on 30-06-23	Amount as on 30-06-24
1	IPDC Finance PLC	FDR 1004251503978	DGM(Accounts)	20,000,000	23,555,688
		Total		20,000,000	23,555,688
SL	BANK	FDR NO	RAO/Office	Amount as on 30-06-23	Amount as on 30-06-24
1	Islami Bank Bangladesh PLC	FDR 1130400015703	DGM(Accounts)	10,000,000	-
2	Islami Bank Bangladesh PLC	FDR 20502400501927805	DGM(Accounts)	-	52,920,000
3	Islami Bank Bangladesh PLC	FDR 20502400501927906	DGM(Accounts)	-	52,920,000
4	Islami Bank Bangladesh PLC	FDR 20502400501927704	DGM(Accounts)	-	53,102,030
		Total		10,000,000	158,942,030

Northern Electricity Supply PLC.
(An Enterprise of Bangladesh Power Development Board)
Schedule of Fixed Deposit Receipts (FDR)

As at 30 June 2024

Annexure-F
Amount in Taka

SL	BANK	FDR NO	RAO/Office	Amount as on 30-06-23	Amount as on 30-06-24
1	Pubali Bank PLC	FDR 2030104008651	DGM(Accounts)	19,985,000	21,039,445
2	Pubali Bank PLC	FDR 0305104016123	DGM(Accounts)	5,000,000	-
3	Pubali Bank PLC	FDR 1179899/4196	DGM(Accounts)	-	10,000,000
4	Pubali Bank PLC	FDR 1180631/17182	DGM(Accounts)	-	10,000,000
5	Pubali Bank PLC	FDR 0016018/10625	DGM(Accounts)	-	11,142,653
		Total		24,985,000	52,182,098
SL	BANK	FDR NO	RAO/Office	Amount as on 30-06-23	Amount as on 30-06-24
1	Janata Bank PLC	FDR 0100222549498	DGM(Accounts)	5,433,980	-
2	Janata Bank PLC	FDR 0100222620761	DGM(Accounts)	4,214,622	4,455,698
3	Janata Bank PLC	FDR 01002225906453	DGM(Accounts)	17,018,311	17,253,376
4	Janata Bank PLC	FDR 01002225915894	DGM(Accounts)	148,764,462	150,819,271
5	Janata Bank PLC	FDR 0100237667047	DGM(Accounts)	14,798,329	-
6	Janata Bank PLC	FDR 0100240150179	DGM(Accounts)	29,900,000	31,559,400
7	Janata Bank PLC	FDR 0100242567107	DGM(Accounts)	20,000,000	21,349,000
8	Janata Bank PLC	FDR 0100249186338	DGM(Accounts)	-	3,531,408
9	Janata Bank PLC	FDR 0100254974514	DGM(Accounts)	-	5,732,803
10	Janata Bank PLC	FDR 0100256155171	DGM(Accounts)	-	35,569,389
		Total		240,129,704	270,270,345
SL	BANK	FDR NO	RAO/Office	Amount as on 30-06-23	Amount as on 30-06-24
1	Rupali Bank PLC	FDR 3517035005159	DGM(Accounts)	26,249,698	28,129,927
2	Rupali Bank PLC	FDR 3517035005160	DGM(Accounts)	7,721,325	8,275,805
3	Rupali Bank PLC	FDR 3517035005161	DGM(Accounts)	328,085,000	351,722,737

Northern Electricity Supply PLC.
(An Enterprise of Bangladesh Power Development Board)
Schedule of Fixed Deposit Receipts (FDR)

As at 30 June 2024

Annexure-F
Amount in Taka

SL	BANK	FDR NO	RAO/Office	Amount as on 30-06-23	Amount as on 30-06-24
4	Rupali Bank PLC	FDR 3517035005162	DGM(Accounts)	33,116,050	35,492,029
5	Rupali Bank PLC	FDR 3517035005188	DGM(Accounts)	5,152,701	5,452,986
6	Rupali Bank PLC	FDR 3517035005189	DGM(Accounts)	5,611,723	5,939,009
7	Rupali Bank PLC	FDR 3517035005190	DGM(Accounts)	56,738,915	60,029,522
8	Rupali Bank PLC	FDR 3517035005194	DGM(Accounts)	47,160,290	49,885,377
9	Rupali Bank PLC	FDR 35170350051156	DGM(Accounts)	3,344,600	-
10	Rupali Bank PLC	FDR 3517035005225	DGM(Accounts)	5,215,919	-
11	Rupali Bank PLC	FDR 3517035005228	DGM(Accounts)	13,268,984	14,023,585
12	Rupali Bank PLC	FDR 3517035052149	DGM(Accounts)	16,633,947	17,819,918
13	Rupali Bank PLC	FDR 3517035005217	DGM(Accounts)	-	10,680,000
14	Rupali Bank PLC	FDR 35170350052224	DGM(Accounts)	-	13,786,000
15	Rupali Bank PLC	FDR 35170350052245	DGM(Accounts)	-	45,004,500
16	Rupali Bank PLC	FDR 3517035---5344	DGM(Accounts)	-	15,870,000
		Total		548,299,152	662,111,395
SL	BANK	FDR NO	RAO/Office	Amount as on 30-06-23	Amount as on 30-06-24
1	Rajshahi Krishi Unnayan Bank	FDR 0021300002084	DGM(Accounts)	69,690,595	-
2	Rajshahi Krishi Unnayan Bank	FDR 0021300002086	DGM(Accounts)	1,115,925	-
3	Rajshahi Krishi Unnayan Bank	FDR 0021300002089	DGM(Accounts)	5,240,009	-
4	Rajshahi Krishi Unnayan Bank	FDR 0021300002091	DGM(Accounts)	5,240,885	5,535,567
5	Rajshahi Krishi Unnayan Bank	FDR 0021300002095	DGM(Accounts)	48,849,936	-
6	Rajshahi Krishi Unnayan Bank	FDR 0021300002096	DGM(Accounts)	7,753,745	8,191,158
7	Rajshahi Krishi Unnayan Bank	FDR 0021300002097	DGM(Accounts)	8,445,804	8,922,526
8	Rajshahi Krishi Unnayan Bank	FDR 0021300002100	DGM(Accounts)	133,285,494	140,806,110
		Total		279,622,392	163,455,361

Northern Electricity Supply PLC.
(An Enterprise of Bangladesh Power Development Board)
Schedule of Fixed Deposit Receipts (FDR)

As at 30 June 2024

Annexure-F
Amount in Taka

SL	BANK	FDR NO	RAO/Office	Amount as on 30-06-23	Amount as on 30-06-24
1	Midland Bank PLC	FDR 0029-1100000118	DGM(Accounts)	6,800,000	7,194,120
2	Midland Bank PLC	FDR 0029-1100000109	DGM(Accounts)	7,000,000	7,405,800
3	Midland Bank PLC	FDR 0036-1710000048	DGM(Accounts)	-	10,000,000
4	Midland Bank PLC	FDR 0029-1100000252	DGM(Accounts)	-	30,000,000
5	Midland Bank PLC	FDR 0029-1100000261	DGM(Accounts)	-	33,548,895
6	Midland Bank PLC	FDR 5507-1710000039	DGM(Accounts)	-	1,173,185
7	Midland Bank PLC	FDR 0029-1100000263	DGM(Accounts)	-	15,597,036
8	Midland Bank PLC	FDR 0020-1710000288	DGM(Accounts)	-	5,297,000
9	Midland Bank PLC	FDR 5507-1710000155	DGM(Accounts)	-	11,244,876
10	Midland Bank PLC	FDR 0033-1710000078	DGM(Accounts)	-	5,601,050
11	Midland Bank PLC	FDR 0029-1100000387	DGM(Accounts)	-	5,688,464
		Total		13,800,000	132,750,426
SL	BANK	FDR NO	RAO/Office	Amount as on 30-06-23	Amount as on 30-06-24
1	Modhumoti Bank PLC	FDR 1113-255135	DGM(Accounts)	20,000,000	21,105,000
2	Modhumoti Bank PLC	FDR 1113-255136	DGM(Accounts)	16,839,200	-
		Total		36,839,200	21,105,000
SL	BANK	FDR NO	RAO/Office	Amount as on 30-06-23	Amount as on 30-06-24
1	Meghna Bank PLC	FDR 31032870000002	DGM(Accounts)	3,000,000	3,170,250
2	Meghna Bank PLC	FDR 112028700000016	DGM(Accounts)	-	20,000,000
		Total		3,000,000	23,170,250

Northern Electricity Supply PLC.
(An Enterprise of Bangladesh Power Development Board)
Schedule of Fixed Deposit Receipts (FDR)

As at 30 June 2024

Annexure-F
Amount in Taka

SL	BANK	FDR NO	RAO/Office	Amount as on 30-06-23	Amount as on 30-06-24
1	ONE Bank PLC	FDR 0404140001115	DGM(Accounts)	10,000,000	10,660,000
		Total		10,000,000	10,660,000
SL	BANK	FDR NO	RAO/Office	Amount as on 30-06-23	Amount as on 30-06-24
1	Padma Bank PLC	FDR 0113700498303	Rangpur	2,766,948	-
		Total		2,766,948	-
SL	BANK	FDR NO	RAO/Office	Amount as on 30-06-23	Amount as on 30-06-24
1	The Premier Bank PLC	FDR 0128278000007009	DGM(Accounts)	10,557,000	-
2	The Premier Bank PLC	FDR 01282780000007111	DGM(Accounts)	12,446,182	13,128,167
		Total		23,003,182	13,128,167
SL	BANK	FDR NO	RAO/Office	Amount as on 30-06-23	Amount as on 30-06-24
1	National Bank PLC	FDR 1194005006115	DGM(Accounts)	6,859,125	-
2	National Bank PLC	FDR 1194005632531	DGM(Accounts)	5,000,000	-
3	National Bank PLC	FDR 1194005632557	DGM(Accounts)	1,985,021	-
4	National Bank PLC	FDR 1194005632531	DGM(Accounts)	5,000,000	-
5	National Bank PLC	FDR 1006005698210	Rangpur	-	9,155,278
6	National Bank PLC	FDR 1194005864144	DGM(Accounts)	-	5,531,516
		Total		18,844,146	14,686,794

Northern Electricity Supply PLC.
(An Enterprise of Bangladesh Power Development Board)
Schedule of Fixed Deposit Receipts (FDR)

As at 30 June 2024

				Annexure-F Amount in Taka	
SL	BANK	FDR NO	RAO/Office	Amount as on 30-06-23	Amount as on 30-06-24
1	South Bangla Agriculture & Commerce Bank PLC	FDR 0031244001588	DGM(Accounts)	5,257,000	5,579,934
Total				5,257,000	5,579,934
SL	BANK	FDR NO	RAO/Office	Amount as on 30-06-23	Amount as on 30-06-24
1	Lanka Bangla Finance	FDR 0172910000000010	DGM(Accounts)	-	20,000,000
Total				-	20,000,000
SL	BANK	FDR NO	RAO/Office	Amount as on 30-06-23	Amount as on 30-06-24
1	Social Islami Bank PLC	FDR 0075330014735	DGM(Accounts)	5,292,500	-
Total				5,292,500	-
SL	BANK	FDR NO	RAO/Office	Amount as on 30-06-23	Amount as on 30-06-24
1	Standard Bank PLC	FDR 01955009905	DGM(Accounts)	20,000,000	21,010,000
Total				20,000,000	21,010,000
SL	BANK	FDR NO	RAO/Office	Amount as on 30-06-23	Amount as on 30-06-24
1	Trust Bank PLC	FDR 00760330004285	DGM(Accounts)	-	5,000,000
Total				-	5,000,000
SL	BANK	FDR NO	RAO/Office	Amount as on 30-06-23	Amount as on 30-06-24
1	Union Bank PLC	FDR 063-20600000975	Rangpur	8,643,962	-

Northern Electricity Supply PLC.
(An Enterprise of Bangladesh Power Development Board)
Schedule of Fixed Deposit Receipts (FDR)

As at 30 June 2024

Annexure-F
Amount in Taka

SL	BANK	FDR NO	RAO/Office	Amount as on 30-06-23	Amount as on 30-06-24
2	Union Bank PLC	FDR 031-2060002026	DGM(Accounts)	5,289,500	-
3	Union Bank PLC	FDR 073-206-0001134	DGM(Accounts)	10,000,000	10,657,000
		Total		23,933,462	10,657,000
			Total	2,400,013,699	3,116,750,039

Northern Electricity Supply PLC.
(An Enterprise of Bangladesh Power Development Board)
Deposit Works Schedule

For the year ended 30 June 2024

Annexure-G
Amount in Taka

SL	Party Name	Balance as on 30-06-2023	Received during the year	Payment to contractor	Balance as on 30-06-2024	RAO
	Opening Balance	1,376,041,285	-	-	1,376,041,285	
1	Agricultural Training Institute- S & D Domar	79,358	-	-	79,358	
2	Saidpur Pouro Market Line Construction-S & D Saidpur	558,944	-	-	558,944	
3	Rangpur Borobary, Kurugram Highway Line Transfer- S & D 03, Rangpur	6,192,060	-	-	6,192,060	Rangpur
4	Narish Poultry and Hachary Ltd. S & D Hatibandha	1,241,600	-	-	1,241,600	
5	Roads & Highway Dinajpur- S & D 01 Dinajpur	25,148	-	-	25,148	
6	Md. Samiul alam - S & D 01 Dinajpur	169,178	-	-	169,178	
7	Roads & Highway Dinajpur- S & D 02 Dinajpur	4,926,030	-	-	4,926,030	
8	India Bangladesh Friendship Pipe Line- S & D Panchgarh	108,152	-	-	108,152	
9	India Bangladesh Friendship Pipe Line- S & D 01 Dinajpur	-	665,289	32,463	632,826	Dinajpur
10	LGED, S & D 02 Dinajpur	-	1,079,082	20,375	1,058,707	
11	Boropukuria Coal Mining	480,702	-	480,702	-	
12	Roads & Highway, Panchagarh- S & D Panchgarh	2,789,694	-	-	2,789,694	
13	Square Pharmaceuticals Ltd. S & D 01, Pabna	11,771,314	-	668,558	11,102,756	
14	Roads & Highway, S & D 02, Pabna	-	244,849	-	244,849	
15	Roads & Highway, S & D 01, Sirajganj	-	8,605,810	525,166	8,080,644	
16	Gob Finance, S & D ishwardi	-	181,720	-	181,720	
17	Roads & Highway, S & D ishwardi	-	10,145,064	1,422,398	8,722,666	Pabna
18	Neuclear Power Plant Company, S & D ishwardi	27,772,493	-	27,772,493	-	
19	Atomic Power Project S & D ishwardi	-	2,279,307	-	2,279,307	
20	Public Works Department- S & D ishwardi	734,722	-	-	734,722	
21	Bangladesh Railway- S & D 02, Sirajganj	26,760,240	-	-	26,760,240	

Northern Electricity Supply PLC.
(An Enterprise of Bangladesh Power Development Board)
Deposit Works Schedule

For the year ended 30 June 2024

Annexure-G
Amount in Taka

SL	Party Name	Balance as on 30-06-2023	Received during the year	Payment to contractor	Balance as on 30-06-2024	RAO
22	Roads & Highway, Bogura S & D 03, Bogura	4,378,521	-	-	4,378,521	
23	Azmeri Golden Fiber	366,697	-	-	366,697	
24	Govt. Azizul Haque College, S & D 03, Bogura	-	35,828	-	35,828	
25	LGED, Bogura S & D Korotoa	-	778,820	-	778,820	
26	T. K Agro, Naogaon S & D-02 Naogaon	-	9,982,379	-	9,982,379	
27	TMSS, Bogura	88,345	-	-	88,345	
28	M/S Kamal Metal-S & D 03, Bogura	3,030,382	-	-	3,030,382	Bogura
29	Roads & Highway, Bogura S & D Shantahar	5,646,856	-	2,989,208	2,657,648	
30	Roads & Highway, Bogura S & D Dupchachia	6,350,318	-	831,991	5,518,327	
31	Roads & Highway, Bogura S & D 01 Bogura	105,240	-	105,240	-	
32	Roads & Highway, Bogura S & D 02 Bogura	1,197,500	-	1,197,500	-	
33	Roads & Highway, Bogura S & D Joypurhat	3,791,277	-	3,791,277	-	
34	Roads & Highway, Naogaon S & D 02 Naogaon	7,525,593	-	1,344,745	6,180,848	
35	Public Works Dept. (Novo Theatre) S & D 02, Rajshahi	7,735,377	-	475,154	7,260,223	
36	Public Works Dept. S & D Gomostapur	-	2,562,381	-	2,562,381	
37	Passport Office, S & D Natore	-	636,191	70,986	565,205	
38	LGED, Tanore ES	-	901,497	-	901,497	
39	BKSP S & D Kasiadanga	-	2,796,597	204,240	2,592,357	
40	PBS S & D 05, Rajshahi	-	574,333	-	574,333	
41	BSCIC Industrial Park, Sirajganj	10,887,487	-	10,887,487	-	Rajshahi
42	BSCIC Industrial Park, Rajshahi	856,800	-	856,800	-	
43	General Consumer S & D 03, Rajshahi	44,426	-	-	44,426	
44	Roads & Highway, Rajshahi	364,486	-	-	364,486	
45	Roads & Highway, Natore	834,619	-	-	834,619	
46	LGED, Rajshahi	390,389	-	-	390,389	
47	Rajshahi City Corporation S & D 05, Rajshahi	544,847	1,995,765	2,403,942	136,670	
	Total	1,513,790,079	43,464,912	56,080,725	1,501,174,266	



NEESCO





Event's Photographs



The Advisor to the Ministry of Power, Energy, and Mineral Resources is visiting various installations of the Power and Energy Division.




Honorable Advisor bids farewell to the outgoing Secretary and welcomes the new Secretary of the Power Division.



Md. Rezanur Rahman, Additional Secretary, Power Division and Chairman of NESCO along with A. K Mohammad Shamsul Ahsan, Joint Secretary, Power Division during discussion meeting with project related employees of NESCO on 28 September, 2024.



Md. Rezanur Rahman, Additional Secretary, Power Division and Chairman of NESCO along with A. K Mohammad Shamsul Ahsan, Joint Secretary, Power Division during the visit to Miapur 33/11 KV GIS Sub-Station on 28 September, 2024.



Md. Rezanur Rahman, Additional Secretary, Power Division and Chairman of NESCO during the visit to Airport, Rajshahi, 33/11 KV Sub-Station on 28 September, 2024.



Faiyaz Ahamed, Additional Secretary, Power Division & Former Chairman of NESCO, during inauguration of Bhajanpur, Panchagarh 33/11 KV Sub-Station on October 26, 2024.



Dr. Syed Masum Ahmed Choudhury, NDC, Additional Secretary, Power Division & Former Chairman of NESCO, inaugurated Day Care Centre at Head office, NESCO on September 16, 2023.



Newly appointed employees with Admin & HRD officials during orientation program at the Head Office of NESCO in Rajshahi on July 2, 2024.



“Views exchange meeting about NESCO activities” with Mr. Tarafder Md. Akhter Jamil, Additional Divisional Commissioner (General) and 36 Assistant Commissioners & Executive Magistrates organized by NESCO on April 30, 2024.



USAID training session with NESCO officials at the Head Office of NESCO in Rajshahi on November 14, 2024.



Sales and Distribution Division, Domar organized a public hearing in the presence of esteemed customers on October 1, 2023.



Alia Meher, Joint Secretary, Power Division inspected the progress of Rangpur Division Electricity Distribution Line & Substation Extension and Renovation Project on April 18, 2024.



NESCO employees are ready to provide customer service at the office of Superintending Engineer, Bogura.



Construction of 33 KV underground line from Rangpur grid to Katkipara NESCO Sub-Station is underway.



NESCO employee working for Consumer Stable Voltage Supply by Tap changer Operation at the office of Superintending Engineer, Bogura.



NESCO technical team performing emergency line maintenance work under Sales & Distribution Division-3, Bogura.

List of Abbreviations

ADP	Annual Development Programme
AGM	Annual General Meeting
APA	Annual Performance Agreement
BERC	Bangladesh Energy Regulatory Commission
BPDB	Bangladesh Power Development Board
BREB	Bangladesh Rural Electrification Board
DAS	Distribution Automation System
DMS	Distribution Management System
DPP	Development Project Proposal/Proforma
EGM	Extraordinary General Meeting
e-GP	Electronic Government Procurement
EPS	Earnings Per Share
ERP	Enterprise Resource Planning
ESU	Electric Supply Unit
GIS	Geographical Information System
ICT	Information and Communication Technology
JVA	Joint Venture Agreement
MDG	Millennium Development Goals
MIS	Management Information System
MKWh	Million Kilo Watt hour
MOD	Monthly Operational Data
MPEMR	Ministry of Power, Energy and Mineral Resources
MoU	Memorandum of Understanding
MW	Megawatt
NLDC	National Load Dispatch Center
NOA	Notification of Award
O&M	Operation and Maintenance
OSS	One Stop Service
PA	Project Aid
PSMP	Power System Master Plan
RADP	Revised Annual Development Program
RE	Renewable Energy
RJSC	Registrar of Joint Stock Companies and Firms
RoA	Return on Assets
RoE	Return on Equity
S&DD	Sales and Distribution Division
SAIDI	System Average Interruption Duration Index
SAIFI	System Average Interruption Frequency Index
SAS	Substation Automation System
SCADA	Supervisory Control and Data Acquisition
SDG	Sustainable Development Goals
SLA	Subsidiary Load Agreement
WPPF	Workers Profit Participation Fund

www.nesco.gov.bd



Northern Electricity Supply PLC.
Biddyut Bhaban, Hetem Khan, Rajshahi-6000