



**Independent Auditor's Report
to the shareholders of GAZI WIRES LIMITED
Report on the Audit of the Financial Statements**

Qualified Opinion

We have audited the financial statements of **GAZI WIRES LIMITED**, which comprise the Statement of Financial Position as at 30th June 2023, and the Statement of Profit or Loss and Other Comprehensive Income, Statement of Changes in Equity and the Statement of Cash Flows for the year then ended, and notes to the financial statements including a summary of significant accounting policies.

In our opinion, except for the possible effects of the matter described in the Basis for Qualified Opinion section of our report, **GAZI WIRES LIMITED** of financial statements present fairly, in all material respects, the financial position of the company as at 30th June, 2023 and of its financial performance and its cash flows for the year then ended in accordance with the Companies Act, 1994 and other applicable laws and regulations.

Basis for Qualified Opinion

1. Closing Inventory as show in notes 7.00 to 12.00 of the financial statements amounting to Tk. 220,677,677 representing 19% of the total assets as at 30 June, 2023. We could not physically verify the whole stock of quantity of Raw materials, work in progress and finished goods as our appointment was post-dated. However, the management provided the internal audited report of the closing inventory quantity and valuation of inventory which is lower cost and NRV as per para-9 of IAS-2.
2. The management could not provide us with the supporting documents for the balances which were coming since long without any adjustment (Note - 15.00, 23.00, 27.00).
3. As part of our audit procedure, **balance confirmation** letters were sent to various parties for confirming balances of Trade Debtors (Note 13.00), other current assets (Note 14.00 to 16.00) and different parties under current liabilities (Note 25.00, 26.00, 28.00, 32.00). But response from many parties were yet to be received till the date of our report.

We conducted our audit in accordance with International Standards on Auditing (ISAs). Our responsibilities under those standards are further described in the Auditor's



Corporate Office : Keari Plaza (5th floor), House # 83, Road # 8/A, Dhanmondi, Dhaka - 1209, Mobile : 01713-024112
e-mail : huda_hossain1985@gmail.com, huda_hossain@yahoo.com

Chattogram Office : Sabbir Chamber (3rd floor), House # 60, Commerce College Road, Agrabad C/A, Chattogram - 4100
Mobile : 01885-231089, 01886-767584, e-mail : huda_hossain.chattogram@gmail.com

Branch Office : House # 27/5/A-4, Level - 2, Topkhana Road, Segunbagicha, Dhaka - 1000, Mobile : 01712-878643
e-mail : info@huda_hossain.com



HUDA HOSSAIN & CO. *Chartered Accountants*

Responsibilities for the Audit of the Financial Statements section of our report. We are independent of the company in accordance with the International Ethics Standards Board for Accountants' Code of Ethics for Professional Accountants (IESBA Code) together with ethical requirement that are relevant to our audit of the financial statements in Bangladesh, and we have fulfilled our other ethical responsibilities in accordance with these requirements. We believe that the audit evidence we have obtained is sufficient and appropriate to provide a basis for our opinion.

Key Audit Matters

Key audit matters are those matters that, in our professional judgment, were of most significance in our audit of the financial statements of the current period. These matters were addressed in the context of our audit of the financial statements as a whole, and in forming our opinion thereon, and we do not provide a separate opinion on these matters. Key audit matters for the audit of financial statements are as under:

Risk	Our respond to the risk
Sales revenue recognition	
At the reporting date, the position of sales revenue amounting to Tk. 303,156,851 for the company as a whole, which represents major amounts comparing of total assets of the company. Evidently, the company is highly dependent on earning on sales revenue.	We obtained an understanding, evaluated the design and tested the operational effectiveness of the company's key controls sales revenue. Our audit procedures included, among others, the followings: <ul style="list-style-type: none">• Understood and reviewed sales revenue recognition;• Review sales revenue in party wise sales;• Review the finance Procedure such pay cash or cheque, get on time;• Documents required for sales revenue;• Obtained the application of sales revenue recognition confirm by the document;• Checked the all sales revenue source in export sales; and





HUDA HOSSAIN & CO. *Chartered Accountants*

	<ul style="list-style-type: none">Finally assessed the appropriateness and presentation of disclosures against relevant accounting standards. <p>The procedures above did not identify any issues with regard to the loans to members.</p>
Refer to the note no. 33.00 to the financial statements	
Valuation of Closing inventory	
<p>At reporting date, the position of valuation of closing inventory remains amounting to Tk. 220,677,677 for the company as a whole, which represents around 19% of total assets for the company. Evidently, the company is highly dependent on closing inventory and major amount of stock and is not used in the end of the year. Therefore, the valuation of the closing inventory has been considered as key audit area.</p>	<p>We obtained an understanding, evaluated the design and tested the operational effectiveness of the Organization's key controls over the valuation of closing inventory. Our audit procedures included, among others, the followings:</p> <ul style="list-style-type: none">Understood and reviewed the nature of closing inventory and has taken from the summary and internal audit report take the verify of end of the year of closing inventory;Obtained the comparing the realizable value and details review of revenue subsequent to the year end ;Recalculated the closing inventory of the company's internal inventory and related to the value of the financial position of the company;Checked the valuation of closing inventory quantity and valuation of inventory;Reviewed the segregation among the separately closing inventory of the financial statement compare in data;



Corporate Office : Keri Plaza (5th floor), House # 83, Road # 8/A, Dhanmondi, Dhaka - 1209, Mobile : 01713-024112
e-mail : hudahossain1985@gmail.com, huda_hossain@yahoo.com

Chattogram Office : Sabbir Chamber (3rd floor), House # 60, Commerce College Road, Agrabad C/A, Chattogram - 4100
Mobile : 01885-231089, 01886-767584, e-mail : hudahossain.chattogram@gmail.com

Branch Office : House # 27/5/A-4, Level - 2, Topkhana Road, Segunbagicha, Dhaka - 1000, Mobile : 01712-878643
e-mail : info@hudahossain.com

	<ul style="list-style-type: none"> Finally, assessed the appropriate-ness and presentation of disclosures against relevant accounting standards. <p>The procedures above did not identify any issues with regard to the valuation of closing inventory.</p>
Refer to the note no. 7.00 to 12.00 to the financial statements	
Trade Debtors recognition	
<p>At reporting date, the position of valuation of closing inventory remains amounting to Tk. 79,360,162 for the company as a whole, which represents around 7% of total assets for the company. Therefore, the trade debtors has been considered as key audit area.</p>	<p>We obtained an understanding, evaluated the design and tested the operational effectiveness of the company's key controls over the trade debtors. Our audit procedures included, among others, the followings:</p> <ul style="list-style-type: none"> Understood and reviewed the nature of trade debtors and has taken from the summary and internal audit report take the verify of end of the year of closing debtors; Checked the transactions of sales quantity and valuation of goods; Reviewed the segregation among the separately closing debtors of the financial statement compare in data; Finally, assessed the appropriate-ness and presentation of disclosures against relevant accounting standards. <p>The procedures above did not identify any issues with regard to the trade debtors.</p>
Refer to the note no. 13.00 to the financial statements	



Current Liabilities recognition	
At reporting date, the position of valuation of current liabilities remains amounting to Tk. 437,934,309 for the company as a whole, which represents around 38% of total liabilities for the company. Therefore, the current liabilities has been considered as key audit area.	<p>We obtained an understanding, evaluated the design and tested the operational effectiveness of the company's key controls over the current liabilities. Our audit procedures included, among others, the followings:</p> <ul style="list-style-type: none"> • Understood and reviewed the nature of current liabilities and has taken from the summary and internal audit report take the verify of end of the year of current liabilities; • Checked the ledger of liabilities; • Reviewed the segregation among the separately closing debtors of the financial statement compare in data; • Finally, assessed the appropriateness and presentation of disclosures against relevant accounting standards. <p>The procedures above did not identify any issues with regard to the trade debtors.</p>
Refer to the note no. 17.00, 25.00 to 29.00 and 31.00 to 32.00 to the financial statements	

Responsibilities of Management and Those Charged with Governance for the Financial Statements and Internal Controls

Management is responsible for the preparation and fair presentation of the financial statements in accordance with International Financial Reporting Standards (IFRSs), and for such internal control as management determines is necessary to enable the preparation of financial statements that are free from material misstatement, whether due to fraud or error. The Companies Act, 1994 and ensure effective internal audit, internal control and risk management functions of the Organization.



Page 5

Corporate Office : Keri Plaza (5th floor), House # 83, Road # 8/A, Dhanmondi, Dhaka - 1209, Mobile : 01713-024112
e-mail : hudahossain1985@gmail.com, huda_hossain@yahoo.com

Chattogram Office : Sabbir Chamber (3rd floor), House # 60, Commerce College Road, Agrabad C/A, Chattogram - 4100
Mobile : 01885-231089, 01886-767584, e-mail : hudahossain.chattogram@gmail.com

Branch Office : House # 27/5/A-4, Level - 2, Topkhana Road, Segunbagicha, Dhaka - 1000, Mobile : 01712-878643
e-mail : info@hudahossain.com



HUDA HOSSAIN & CO. *Chartered Accountants*

In preparing the financial statements, management is responsible for assessing the Society/Organization's ability to continue as a going concern, disclosing, as applicable, matters related to going concern and using the going concern basis of accounting unless management either intends to liquidate the Society/Organization or to cease operations, or has no realistic alternative but to do so.

Those charged with governance are responsible for overseeing the financial reporting process.

Auditors' Responsibilities for the Audit of the Financial Statements

Our objectives are to obtain reasonable assurance about whether the financial statements as a whole, are free from material misstatement, whether due to fraud or error, and to issue an auditors' report that includes our opinion. Reasonable assurance is a high level of assurance, but is not a guarantee that an audit conducted in accordance with ISAs will always detect a material misstatement when it exists. Misstatements can arise from fraud or error and are considered material if, individually or in the aggregate, they could reasonably be expected to influence the economic decisions of users taken on the basis of these financial statements.

As part of an audit in accordance with ISAs, we exercise professional judgment and maintain professional skepticism throughout the audit. We also:

- Identify and assess the risks of material misstatement of the financial statements, whether due to fraud or error, design and perform audit procedures responsive to those risks, and obtain audit evidence that is sufficient and appropriate to provide a basis for our opinion. The risk of not detecting a material misstatement resulting from fraud is higher than for one resulting from error, as fraud may involve collusion, forgery, intentional omissions, misrepresentations, or the override of internal control.
- Obtain an understanding of internal control relevant to the audit in order to design audit procedures that are appropriate in the circumstances.
- Evaluate the appropriateness of accounting policies used and the reasonableness of accounting estimates and related disclosures made by management.
- Conclude on the appropriateness of management's use of the going concern basis of accounting and, based on the audit evidence obtained, whether a material uncertainty exists related to events or conditions that may cast



Corporate Office : Kearsy Plaza (5th floor), House # 83, Road # 8/A, Dhanmondi, Dhaka - 1209, Mobile : 01713-024112
e-mail : hudahossain1985@gmail.com, huda_hossain@yahoo.com

Chattogram Office : Sabbir Chamber (3rd floor), House # 60, Commerce College Road, Agrabad C/A, Chattogram - 4100
Mobile : 01885-231089, 01886-767584, e-mail : hudahossain.chattogram@gmail.com

Branch Office : House # 27/5/A-4, Level - 2, Topkhana Road, Segunbagicha, Dhaka - 1000, Mobile : 01712-878643
e-mail : info@hudahossain.com

significant doubt on the company ability to continue as a going concern. If we conclude that a material uncertainty exists, we are required to draw attention in our auditor's report to the related disclosures in the financial statements or, if such disclosures are inadequate, to modify our opinion. Our conclusions are based on the audit evidence obtained up to the date of our auditor's report. However, future events or conditions may cause the company to cease to continue as a going concern.

- Evaluate the overall presentation, structure and content of the financial statements, including the disclosures, and whether the financial statements represent the underlying transactions and events in a manner that achieves fair presentation.

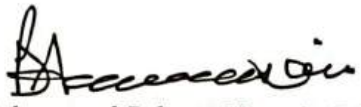
Report on other Legal and Regulatory Requirements

In accordance with the Companies Act 1994 (RJSC), we also report the following:

- a) we have obtained all the information and explanations which to the best of our knowledge and belief were necessary for the purpose of our audit and made due verification thereof ;
- b) in our opinion, proper books of account as required by law have been kept by the Company so far as it appeared from our examination of those books ;
- c) the Company's financial position and statement of Profit or Loss and other comprehensive income dealt with by the report are in agreement with the books of account ; and
- d) the expenditure incurred was for the purpose of the Company's business.

Dated, Dhaka
April 06, 2024
DVC: 2404060771AS692633




(Mohammad Belayet Hossain FCA)
Enrolment # 771
Partner, HUDA HOSSAIN & CO.
Chartered Accountants

HUDA HOSSAIN & CO.

Chartered Accountants

GAZI WIRES LIMITED, CHITTAGONG. STATEMENT OF FINANCIAL POSITION As at 30th June 2023.

PROPERTY & ASSETS	NOTES	30.06.2023 TAKA	30.06.2022 TAKA
NON CURRENT ASSETS		96,377,561	101,532,223
Property, Plant & Equipments		158,726,866	158,053,568
Less: Depreciation		62,993,808	57,165,848
Net Property, Plant & Equipments	5.00	95,733,058	100,887,720
Assets in Pakistan	6.00	644,503	644,503
TOTAL CURRENT ASSETS:		1,056,510,351	1,100,670,519
<u>STOCK & STORES</u>		220,677,677	397,369,109
Raw materials	7.00	21,701,763	178,098,161
Spares and Store	8.00	17,004,562	16,954,175
Work in Process	9.00	29,077,197	10,517,320
Finished goods	10.00	141,916,815	191,474,254
Goods in Transit	11.00	-	-
Scrap Stock	12.00	10,977,340	325,200
OTHER CURRENT ASSETS		835,832,674	703,301,410
Trade Debtors	13.00	79,360,162	21,124,115
Inter Project Current A/c	14.00	26,245,608	26,221,082
Inter Project Dis-Investment	15.00	45,306	45,306
Advance, Deposits & Prepayments	16.00	8,533,882	31,612,887
Advance Income Tax	17.00	481,700,863	469,040,802
Cash & Bank balance	18.00	239,946,854	155,257,218
TOTAL PROPERTY ASSETS		1,152,887,912	1,202,202,742


Head of Accounts


Head of Enterprise



HUDA HOSSAIN & CO.

Chartered Accountants

GAZIWIRES LIMITED, CHITTAGONG. STATEMENT OF FINANCIAL POSITION As at 30 June 2023.


CAPITAL & LIABILITIES	NOTES	30.06.2023 TAKA	30.06.2022 TAKA
AUTHORISED CAPITAL			
5,00,000 Ordinary shares of Tk.10 each		5,000,000	5,000,000
Issued, Subscribed and Paid up		1,250,000	1,250,000
100,000 Ordinary Shares of Tk.10 each		1,000,000	1,000,000
25,000 Bonus shares of Tk.10 each		250,000	250,000
RESERVE & SURPLUS		635,171,553	634,184,824
Capital Reserve	19.00	486,088	486,088
Retained Earnings	41.00	620,043,200	619,056,471
Tax Holiday Reserve	20.00	7,841,285	7,841,285
BMRE Project Reserve	21.00	6,800,980	6,800,980
LONG TERM LOAN			
Govt. Loan for Manpower Balancing	22.00	12,962,936	12,962,936
DEFERRED EXPENSES		65,569,115	97,383,246
Liability in Pakistan	23.00	1,136,713	1,136,713
Leave Pay & Gratuity	24.00	64,432,402	96,246,533
CURRENT LIABILITIES		437,934,309	456,421,736
Advance against Sales	32.00	10,429,151	10,437,021
BSEC Current A/c	25.00	13,032,862	12,807,529
Inter Project Current A/c	26.00	938,159	925,056
Inter Project Dis-Investment	27.00	30,499	30,499
Liability for Goods Supply	28.00	19,151,872	34,675,979
Liability for Expenses	29.00	39,072,708	41,158,177
Bank Over Draft	30.00	-	-
Liability for Other Finance	31.00	9,143,480	10,653,898
Provision for Income Tax	17.00	346,135,578	345,733,577
TOTAL CAPITAL & LIABILITIES		1,152,887,912	1,202,202,742

These financial statements should be read in conjunction with the accompanying notes, which constitute an integral part thereof


Head of Accounts


Head of Enterprise

As per report of date annexed


Mohammad Belayet Hossain FCA
Enrolment # 771
Partner, HUDA HOSSAIN & CO.
Chartered Accountants

Dated, Dhaka
April 06, 2024
DNC: 2404060771A5092033



HUDA HOSSAIN & CO.

Chartered Accountants

GAZI WIRES LIMITED, CHITTAGONG.

STATEMENT OF COMPREHENSIVE INCOME

For the year ended 30 June, 2023

PARTICULARS	NOTES	30.06.2023 TAKA	30.06.2022 TAKA
GROSS SALES	33.00	303,156,851	143,213,788
Less: Value Added Tax		37,396,399	17,842,873
Commission		16,452,234	11,539,202
		53,848,633	29,382,075
NET SALES		249,308,218	113,831,713
Less: Cost of Goods Sold	34.00	229,274,592	101,686,949
Gross Profit/(Loss)		20,033,626	12,144,764
Less: Administrative Expenses	35.00	22,662,653	26,710,954
Directors Fee		175,875	344,213
Selling Expenses	38.00	11,232,474	14,162,796
Audit Fee	36.00	55,200	24,200
Legal Expenses	37.00	2,000	34,050
Financial Expenses	39.00	295,238	2,587,772
		34,423,440	43,863,985
OPERATING PROFIT/(LOSS)		(14,389,814)	(31,719,221)
Add: Inventory Adjustment		-	-
Other Income	40.00	15,851,635	26,966,591
Net Profit/(Loss) before WPPF		1,461,822	(4,752,630)
Less: WPPF		73,091	-
Net Profit/(Loss) before Tax		1,388,731	(4,752,630)
Less: Tax Provision During the year:		402,001	844,790
Net Profit/(Loss) after Tax:		986,730	(5,597,420)
Earning per share	42.00	8	(45)

These financial statements should be read in conjunction with the accompanying notes, which constitute an integral part thereof


Head of Accounts


Head of Enterprise

As per report of date annexed



Mohammad Belayet Hossain FCA

Enrolment # 771

Partner, HUDA HOSSAIN & CO.

Chartered Accountants

Dated, Dhaka
April 06, 2024
DVC: 2404060771AS692633



HUDA HOSSAIN & CO.

Chartered Accountants

GAZI WIRES LIMITED, CHITTAGONG. STATEMENT OF CHANGES IN EQUITY

For the year ended 30 June, 2023

Particulars	Share Capital	Retained Earnings	Total Equity
	Taka	Taka	Taka
Balance as on July 01, 2022	1,250,000	619,056,470	620,306,471
Net Profit/(Loss) for the year	-	986,730	986,730
Profit Transferred to Head Office			-
Balance as on June 30, 2023	1,250,000	620,043,200	621,293,201

For the year ended 30 June, 2022

Particulars	Share Capital	Retained Earnings	Total Equity
	Taka	Taka	Taka
Balance as on July 01, 2021	1,250,000	624,653,891	625,903,891
Net Profit/(Loss) for the year	-	(5,597,420)	(5,597,420)
Profit Transferred to Head Office	-	-	-
Balance as on June 30, 2022	1,250,000	619,056,470	620,306,471

These financial statements should be read in conjunction with the accompanying notes, which constitute an integral part thereof



Head of Accounts



Head of Enterprise

As per report of date annexed



Mohammad Belayet Hossain FCA
Enrolment # 771

Partner, HUDA HOSSAIN & CO.
Chartered Accountants

Dated, Dhaka
April 06, 2024
DVC: 2404060771AS692633



HUDA HOSSAIN & CO.

Chartered Accountants

GAZI WIRES LIMITED, CHITTAGONG.

STATEMENT OF CASH FLOW

For the year ended 30 June, 2023


SL No.	PARTICULARS	NOTES	30.06.2023 TAKA	30.06.2022 TAKA
A.	CASH FLOWS FROM OPERATING ACTIVITIES:			
	Profit during the year		986,730	(5,597,420)
	Depreciation	5.00	5,827,960	6,282,503
			6,814,690	685,084
	Profit Transferred to Head Office	41.00	-	-
			6,814,690	685,084
	(Increase)/ Decrease in Current Assets:			
	Advance, Deposit & Pre-payments	16.00	23,079,005	(22,023,193)
	Advance Income Tax	17.00	(12,660,061)	(15,231,242)
	Finished Goods	10.00	49,557,439	(99,140,734)
	Goods in Transit	11.00	-	5,862,133
	Trade Debtors	13.00	(58,236,047)	3,257,395
	Spare Parts & Stores	8.00	(50,387)	1,199,400
	Scrap Stock	12.00	(10,652,140)	(117,400)
	Raw Materials	7.00	156,396,398	(65,317,729)
	Work -in- Process	9.00	(18,559,877)	2,030,680
	Inter-Project Current A/C	14.00	(24,526)	(27,299)
			128,849,804	(189,507,955)
	Increase/ (Decrease) in Current Liabilities:			
	Bank Overdraft	30.00	-	(50,032,608)
	Advance against Sales	32.00	(7,870)	(3,084,238)
	BSEC Current A/C	25.00	225,333	24,318
	Inter-Project Current A/C	26.00	13,103	(29,227)
	Liabilities for Goods Supply	28.00	(15,524,107)	452,410
	Liabilities for Expenses	29.00	(2,085,469)	(452,343)
	Provision for Income Tax	17.00	402,001	844,790
	Govt. Loan for Man Power Equalization	22.00	0	287,400
	Liability For Financial Exp.	31.00	(1,510,418)	(2,492,701)
	Leave Pay & Gratuity	24.00	(31,814,131)	(7,490,880)
			(50,301,558)	(61,973,077)
	Net Cash Flows from Operating Activities		85,362,936	(250,795,952)
B.	CASH FLOWS FROM INVESTING ACTIVITIES:			
	Acquisition of Fixed Assets	5.00	(673,299)	(68,372)
	Net Cash Used in Investing Activities		(673,299)	(68,372)
C.	CASH FLOWS FROM FINANCING ACTIVITIES:			
	Net Cash Flows Provided by Financing Activities		-	-
D.	Net Increase/(Decrease) of Cash and Bank Balance (A+B+C)		84,689,637	(250,864,320)
E.	Cash and Cash Equivalents at the Beginning of the Year		155,257,218	406,121,538
F.	Cash and Cash Equivalents at the Ending of the Year (D+E)		239,946,855	155,257,218

These financial statements should be read in conjunction with the accompanying notes, which constitute an integral part thereof


Head of Accounts


Head of Enterprise

As per report of date annexed


Mohammad Belayet Hossain FCA
Enrolment # 771
Partner, HUDA HOSSAIN & CO.
Chartered Accountants

Dated, Dhaka
April 06, 2024
DVC: 2404060771AS692633



GAZI WIRES LIMITED, CHITTAGONG.
NOTES TO THE FINANCIAL STATEMENTS
For the year ended 30 June, 2023

Reporting Entity:

1.01 Company Profile:

The Company was registered as S. Gazi & Co Ltd. in 1963 under Company Act 1913. In 1972 Government of Bangladesh take over the company by exercising powers conferred by clause (7) of Article 10 of the Bangladesh Industrial Enterprise (Nationalisation) Order, 1972 (P.O. no. 27 of 1972).

1.02 Nature of Business:

The company's principal activities are the manufacturing and supplying of super enamel copper wire.

Basis of Preparation:

2.01 Statement of Compliance:

These financial statements have been prepared on going concern basis in accordance with Bangladesh Financial Reporting Standards (IFRS), the Companies Act 1994 and other applicable laws in Bangladesh.

2.02 Date of Authorization:

Head of the organization has authenticated these Financial Statements on 23th January, 2024.

2.03 Basis of measurement:

These Financial Statements have been prepared on going concern basis under the historical cost convention.

2.04 Functional and Presentational Currency:

These Financial Statements are presented in BD Taka, which is both functional currency and presentation currency of the company.

2.05 Use of Estimates and Judgments:

The preparation of Financial Statements requires managements to make judgments, estimates and assumptions that affect the application of accounting policies and the reported amounts of assets, liabilities, income and expenses. The estimates and underlying assumption are based on past experience and various other factors that are believed to be reasonable under the circumstances, the result of which form the basis of making judgments about the carrying values of assets and liabilities that are not readily apparent from other sources. Actual results may differ from these estimates. Estimates and underlying assumptions are reviewed on going concern basis. Revision to accounting estimates are recognized in the



period in which the estimates are revised if the revision affects only that period, or in the period of revision and future periods if the revision affects both current and future periods.

In particular, information about significant areas of estimation and judgments in applying accounting policies that have the most significant effect on the amounts reconsider in the financial statements.

2.06 Reporting Period:

The financial period of the company covers one year from 1 July, 2022 to 30 June, 2023.

3.00 Significant Accounting Policies:

The accounting policies set out below has been applied consistently to all periods presented in this financial statement.

3.01 Application of Standards:

Following IFRSs has been applied in preparing financial statements during the period under review :

IAS-1 Presentation of financial statements.

IAS-7 Statement of cash flows.

IAS-8 Accounting policies, changes in accounting estimates and errors.

IAS-10 Events after the reporting period.

IAS-16 Property, plant & equipment.

IAS-18 Revenue

IAS-23 Borrowing costs

IAS-33 Earnings per share

IAS-37 Provisions, contingent liabilities & contingent assets.

3.02 Property , plant & equipment:

3.02.01 Recognition & measurement:

Items of property, plant & equipment, freehold buildings, excluding freehold land are measured at cost less accumulated depreciation and accumulated impairment losses, if any. The cost of an item of property, plant and equipment comprises its purchase price, import duties and non-refundable taxes (after deducting trade discount and rebates) and any costs directly attributable to bring the assets to the location and condition necessary for it to be capable of operating in the intended manner.



3.02.02 Subsequent costs:

The cost of replacing or upgrading part of an item of property, plant and equipment is recognized in carrying amount of the item if it is probable that the future economic benefits embodied within the part will flow to the company and its cost can be measured reliably. The cost of the day -to-day servicing of property, plant and equipment are recognized in the statement of comprehensive income as incurred.

3.02.03 Depreciation :

The company uses the reducing balance method of depreciation for all property, plant and equipment. No depreciation is charged on freehold land and on addition to fixed assets. Rate of depreciation on fixed assets are as follows:

Name of Assets	Rate of depreciation(%)
Land	0%
Factory Building	5%
Canteen Building	5%
Plant & Machinery	10%
Electric Equipment	10%
Factory Equipment	12%
Laboratory Equipment	12%
Generator Rooms	5%
Gas Line Establishment Expenses	10%
Wasa Line Establishment Expenses	10%
Furniture & Fixture	6%
Office Equipments	10%
Television	20%
Air Cooler	15%
Water Cooler	15%
Medical Equipment	15%
Wall(Constructed)	5%
Office Building	5%
Vehicles	20%

3.02.04 Gains or losses on disposal:

Gains or losses on disposal are determined by comparing the disposal proceeds with the carrying amounts and are recognized on net basis.

3.03 Intangible assets :

3.03.01 Recognition and Measurements:

Intangible assets are measured at cost less accumulated amortization and accumulated impairment loss, if any.

3.03.02 Subsequent Expenditure:

Subsequent Expenditure is capitalized only when it is probable that the future economic benefits embodied within the part will flow to the company and its cost can be measured reliably. All other expenditures are recognized in the statement of comprehensive income when incurred.

3.04 Financial Instruments :

A financial instrument is a contract that gives rise to a financial asset of one entity and a financial liability or equity instrument of another entity.

3.04.01 Financial assets:

The company initially recognizes debtors and deposits on the date that they are occurred. All other financial assets are recognized initially on the date at which the company becomes a party to the contractual provision of the transaction. Financial assets include cash and cash equivalents and trade debtors.

a) Cash and cash equivalents:

Cash and cash equivalents comprise cash in hand, cash at Bank which are available for use by the company without any restriction.

b) Trade debtors :

Trade debtors represent the amounts due from customers for delivering goods or rendering services. Trade and other receivables are initially recognized at cost which is the fair value of consideration given in return. After initial recognition these are carried at cost less impairment losses due to uncollectable of any amount so recognized.

3.04.02 Financial liabilities:

A financial liability is recognized when its contractual obligation arising from past events are certain and the settlement of which is expected to result in an outflow from the company. The company initially recognizes financial liabilities on the transaction date at which the company becomes a party to the contractual provisions of the liability.

The company derecognizes a financial liability when its contractual obligations are discharged or cancelled or expired. Financial liabilities include trade creditors, expense creditors and accruals, sundry creditors and other non-current liabilities.

3.05 Inventories:

Inventories are stated at the lower of cost or net estimated realizable value in compliance with the requirements of Para 25 of IAS 2.



3.06 Impairment:

The carrying value of the company's assets other than inventories are reviewed at the end of each reporting period to determine whether there is any indication of impairment. If any such indication exists, then the asset's recoverable amount is estimated. An impairment loss is recognized whenever the carrying amount of the asset or its cash generating unit exceeds its recoverable amount. Impairment losses, If any, are recognized in the statement of comprehensive income.

3.07 Provision:

A provision is recognized in the statement of financial position when the company has a legal or constructive obligation as a result of past event, it is probable that an outflow of economic benefits will be required to settle the obligation and a reliable estimate can be made of the amount of the obligation.

3.08 Contingencies:

Contingencies arising from claim, lawsuit, etc. are recorded when it is probable that a liability has been incurred and the amount can reasonably be measured.

3.09 Income Tax:

Income tax expense comprises current tax. Income tax expense is recognized in the statement of comprehensive income.

3.09.01 Current Tax:

Current tax is the expected tax payable on the taxable income for the year, using tax rates enacted or substantively enacted at the reporting date.

The effective rate of taxation is 30%. Provision for taxation has been made on the basis of Finance Act 2022.

3.09.02 Deferred tax:

The company agrees to adopt a policy of recognition of deferred tax in accordance with IAS-12 but the provision of which will be taken into account from next year. Deferred tax is to be provided for temporary differences between the carrying amount of assets and liabilities for financial reporting purpose and the amount used for taxation purpose.

3.10.01 Revenue arising from sale of goods:



3.10.01.01 Goods sold:

Revenue from the sale of goods is measured at the fair value of the consideration received or receivable, net of returns and allowances, trade discount and VAT. Revenue is recognized when the significant risk and rewards of ownership have been transferred to the buyer, recovery of the consideration is probable, the association cost and possible return of goods can be estimated reliably, there is no continuing management involvement with the goods, and the amount of revenue can be measured reliably. This usually occurs at the time of delivery of goods along with invoice.

3.10.01.02 Cash on delivery sales:

Revenue is recognized when delivery is made and cash is received by the seller.

3.11 Finance income and expenses:

Finance income comprises income on saving account as per record. Interest income is recognized on cash basis subject to our comment on section 8(C) of management report.

Finance expense comprises interest expenses on Bank Loan, bank charges, interest expenses on Head office current account. All finance expenses are recognized in the statement of comprehensive income.

3.12 Earnings per share:

Earnings per share calculated by dividing, net profit after tax for the year with weighted average number of ordinary Shares outstanding during the year.

3.13 Events after the reporting date:

Events after the reporting date that provide additional information about the company's position at the reporting date are reflected in the financial statements.

3.14

During our audit period we have verified fixed assets register and found in order. For establishing a sound internal control system over the fixed assets maintenance of fixed asset register is very essential. We have been provided with inventory sheet of fixed assets on 30.06.2023 of stock found book balance quantity in agreement with physical balance quantity.

3.15

During course of our audit we have checked physical inventory sheet as on 30.06.2023 of stock of the company and checked the finished goods and found book balance quantity in agreement with physical balance quantity.

4.00 General:

Figures of the statement of accounts have been rounded off to nearest Taka.



PARTICULARS	C O S T			Dep	ACCUMULATED DEPRECIATION				
	01.07.2022	Addition/ (Deletion)	Adjus t		Total as at 30.06.23	01.07.2022	Addition During the year	Adjust	Total as at 30.06.23
Land(Less)	234,968.00	-	-	0%	-	-	-	234,968.00	
Factory									
Factory Building	14,459,869.00	-	-	5%	5,276,837.55	459,152.00	-	5,735,989.55	
Canteen Building	312,583.00	-	-	5%	157,261.59	7,766.00	-	165,027.59	
Plant & Machinery	115,444,910.53	-	-	5%	36,661,844.71	3,939,153.00	-	40,600,997.71	
Electric Equipments	6,657,963.00	477,281.00	-	10%	2,940,501.72	371,746.00	-	3,312,247.72	
Factory Equipments	994,680.00	-	-	12%	582,658.98	49,443.00	-	632,101.98	
Laboratory Equipments	826,407.00	-	-	12%	817,753.90	1,038.00	-	818,791.90	
Generator Rooms	177,578.00	-	-	5%	144,899.07	1,634.00	-	146,533.07	
Gas Line Estab.Exos,	97,547.00	-	-	10%	92,956.24	459.00	-	93,415.24	
Wasa Line Estab.	24,628.00	-	-	10%	24,374.83	25.00	-	24,399.83	
Furniture & Fixture	599,291.00	28,166.00	-	6%	234,161.06	21,908.00	-	256,069.06	
Office Equipment	1,077,803.79	167,852.00	-	10%	350,326.68	72,748.00	-	423,074.68	
Television	39,230.00	-	-	20%	39,134.86	19.00	-	39,153.86	
Air Cooler	197,543.00	-	-	15%	145,889.73	7,748.00	-	153,637.73	
Water Cooler	32,580.00	-	-	15%	32,516.31	10.00	-	32,526.31	
Medical Equipment	49,678.00	-	-	15%	19,379.55	4,545.00	-	23,924.54	
Wall(Constructed)	697,220.00	-	-	5%	310,878.23	19,316.96	-	330,195.19	
Sub-Total	141,924,479.32	673,299.00	-		47,831,375.00	4,956,710.96		52,788,085.96	
Administrative:	14,216,429.03	-	-					89,809,692.36	
Office Building	2,731,754.00	-	-	5%	1,809,267.98	46,124.00	-	1,855,391.98	
Furniture & Fixture	1,640,027.74	-	-	6%	713,793.34	55,574.00	-	769,367.34	
Office Equipment	3,568,044.50	-	-	10%	1,429,029.67	213,901.00	-	1,642,930.67	
Air Cooler	128,677.00	-	-	15%	94,248.89	5,164.00	-	99,412.89	
Vehicles	7,905,396.35	-	-	20%	5,159,641.93	549,151.00	-	5,708,792.93	
Wall(Constructed)	155,188.00	-	-	5%	128,491.23	1,335.00	-	129,826.23	
Sub-Total	16,129,087.59	-	-		9,334,473.04	871,249.00		10,205,722.04	
Total as at 30.6.23	158,053,566.91	673,299.00	-		57,165,848.04	5,827,959.96	-	62,993,808.00	
Total as at 30.6.22	157,985,195.71	68,372.00	-		50,883,344.72	6,282,503.32	-	57,165,848.04	
								100,887,719.67	

DEP.ALLOCATION:		
	2022-2023	%
Factory Expenses	4,956,710.96	84.26%
Administrative Expenses	871,249.00	15.74%
	5,827,959.96	100%

	2021-2022	%
	5,248,506.07	81.17%
	1,033,997.25	18.83%
	6,282,503.32	100%



HUDA HOSSAIN & CO.

Chartered Accountants

6.00 ASSETS IN PAKISTAN

Fixed Assets(Motor Vehicle in Karachi)

Trade Debtors:

Crown Electric House Karachi

S.Pak.Engineering Co.Ltd.

S.Pak.Mechanical Works Karachi

National Trading Syndicate Karachi

Advance Deposits:

Electric Motor Deposits Karachi

Telephone Deposits

Delite Industries Ltd.

National Traders

Asraf Corporation

Dewari Sugar Mills Ltd.

Rahim Industries Ltd.

S.Almuniam

Army Bhawani

Zakir Bhawani

Morion Bai Gansi

Md. A.Gazi

Arif Gazi

Anwar Gazi

Akkel Ahmed

Md.Seth

Arif Seth

Sollaman Seth

A.Kader

Md. Hossain

Kader Bhai

Chobhan Mistri

Anwar Seth

Zahid Ali Khan

Md.Al Khan

Anwar Nayan

Ayiub

Iqbal Mohammed

Cash & Bank Balance:

Cash in hand

Habib Bank Ltd.Karachi

Musllm Comm.Bank,Karachi

TAKA	TAKA
As on 30.06.2023	As on 30.06.2022
644,503.00	644,503.00
32,000.00	32,000.00

43,654.00	43,654.00
2,756.00	2,756.00
590.00	590.00
9,510.00	9,510.00
56,510.00	56,510.00

80.00	80.00
50.00	50.00
188,856.00	188,856.00
501.00	501.00
500.00	500.00
100,000.00	100,000.00
10,141.00	10,141.00
1,000.00	1,000.00
1,112.00	1,112.00
3,627.00	3,627.00
15,134.00	15,134.00
66,276.00	66,276.00
12,129.00	12,129.00
20,262.00	20,262.00
1,500.00	1,500.00
49,908.00	49,908.00
12,249.00	12,249.00
33,206.00	33,206.00
200.00	200.00
1,800.00	1,800.00
700.00	700.00
8,500.00	8,500.00
4,401.00	4,401.00
562.00	562.00
4,700.00	4,700.00
3,000.00	3,000.00
75.00	75.00
25.00	25.00
540,494.00	540,494.00

15,198.00	15,198.00
101.00	101.00
200.00	200.00
15,499.00	15,499.00
644,503.00	644,503.00



HUDA HOSSAIN & CO.

Chartered Accountants

7.00 Stock of Raw Materials:	As on 30.06.23	As on 30.06.22		
Particulars	Quantity(M.T)	Quantity(M.T)	21,701,763.49	178,098,160.81
Copper Wire	-	150.000	-	151,376,635.69
Varnish	31.600	39.200	21,701,763.49	26,721,525.12
Total	31.600	189.200	21,701,763.49	178,098,160.81

8.00 Spare Parts & Loose Tools			TAKA As on 30.06.2023	TAKA As on 30.06.2022
			17,004,561.93	16,954,175.30
Construction Materials			21,257.71	20,294.71
Iron & Other Metal			53,956.20	61,936.20
Pipe & Tube			102,305.75	61,799.75
Refactories			3,705.00	3,705.00
Fuel			246,796.22	240,748.22
Varnish & Paint			74,748.92	67,844.92
General Stores			316,733.86	448,167.51
Loose Tools			3,291,544.30	3,292,236.30
Domestic Goods			1,293,229.74	1,172,511.74
Furniture Tools			192,159.71	172,325.71
Rope & Chain			15,889.97	20,931.97
Packing Materials			383,859.16	2,180,462.06
Chemical			313,983.42	297,637.06
Medicine			63,713.00	31,645.00
Stationery			358,402.00	329,713.00
Spare Parts of Machinery(Mechanical)			2,055,398.60	2,045,870.81
Electrical Equipments			3,904,562.08	3,975,502.72
Office Equipments			383,338.50	346,313.50
Others			3,928,977.79	2,184,529.12
	38,706,325.42	0.00	17,004,561.93	16,954,175.30
	15,218,495.59			

9.00 Work in Process:	As on 30.06.2023	As on 30.06.2022	29,077,196.82	10,517,320.00
	Quantity(M.Ton)	Quantity(M.Ton)		
Copper Wires	8.800		8,880,774.00	
Drawn Wires	14.543	8.692	19,079,434.82	10,517,320.00
SEC Wires	0.766		919,200.00	
Varnish	0.288		197,788.00	
	24.397	8.692	29,077,196.82	10,517,320.00

10.00 Finished Goods.	As on 30.06.2023	As on 30.06.2022		
	Quantity(M.Ton)	Quantity(M.Ton)	141,916,814.83	191,474,253.55
Opening Stock	184.582	128.241	191,474,253.54	92,333,520.00
Add.Production	134.338	138.696	179,717,153.04	200,827,682.36
Goods available for Sale	318.920	266.937	371,191,406.58	293,161,202.36
Less:Sales	196.988	82.355	229,274,591.74	101,686,948.82
Closing Stock	121.932	184.582	141,916,814.83	191,474,253.54



HUDA HOSSAIN & CO.

Chartered Accountants

11.00 Goods in Transit

	As on 30.06.2023	As on 30.06.2022		
	<u>Quantity</u> <u>(M.Ton)</u>	<u>Quantity</u> <u>(M.Ton)</u>		
Copper Wires	-	-	-	-
	-	-	-	-

12.00 Scrap Stock

	As on 30.06.2023	As on 30.06.2022	10,977,339.71	325,199.71
Opening Stock	22.328	34.999	325,199.71	207,799.71
Add. Receives	9.046	6.629	6,332,200.00	3,977,400.00
	31.374	41.628	6,657,399.71	4,185,199.71
Less: Sales	-	8.000	-	1,600,000.00
	31.374	33.628	6,657,399.71	2,585,199.71
Less: Recovery	4.600	11.300	920,000.00	2,260,000.00
Add. Price Adjustment			5,239,940.00	-
Closing Stock	26.774	22.328	10,977,339.71	325,199.71



HUDA HOSSAIN & CO.

Chartered Accountants

GAZIWIRE LIMITED

DETAILS OF TRADE CREDITORS ARE AS FOLLOWS AS ON 30-06-2023

32

CHATTOGRAM			2022-2023	2021-2022
SL No	Name of the Party		Taka	Taka
1	M/S	Amin Jute Mills Ltd	2,322.03	2,322.03
2	M/S	Otomation Engeniaring	2.86	2.86
3	M/S	Amin Textile Mills-1	1,637.18	1,637.18
4	M/S	Amin Textile Mills-2	113.40	113.40
5	M/S	R R Textile Mills	292.04	292.04
6	M/S	Elias Brothers	1.35	1.35
7	M/S	Islam steel mills	11.12	11.12
8	M/S	Uniglory Home	3,075.57	3,075.57
9	M/S	Deputy Director, BUBO, Bagura	155.38	155.38
10	M/S	Asiatic Ccton Mills	507.07	507.07
11	M/S	Ahsan Group	1.18	1.18
12	M/S	M M Enterprise	108.49	108.49
13	M/S	Karnafully Paper Mills Ltd	36,179.43	44,234.43
14	M/S	Karnafully Rayon & Kemicals	1,680.84	1,680.84
15	M/S	Karnafully Jute Mills Ltd	-	97.72
16	M/S	Comilla PBS-1	1,916.16	1,916.16
17	M/S	Gulfra Habib Ltd.	403.72	403.72
18	M/S	CUET	354.20	354.20
19	M/S	Chittagong PBS-3	343.96	343.96
20	M/S	Chittagong Dry Dock Ltd	3,540.30	3,540.30
21	M/S	China Bangla	23.00	23.00
22	M/S	Chittagong Jute Manufacturing	388.60	388.60
23	M/S	Chittagong Camical Complex	1,647.62	1,647.62
24	M/S	T & T Metal Industrise	441.78	441.78
25	M/S	T S P Complex	281.03	281.03
26	M/S	Tecnika Enternational	572.95	572.95
27	M/S	Natural Gas Fertilizer	112.04	112.04
28	M/S	Exe. Eng. Rowjan	-	195.38
29	M/S	Nur & Brothers	4,821.67	4,821.67
30	M/S	Exe. Eng. BUBO, Gazipur	542.99	542.99
31	M/S	Pabna Sugar mills Ltd	1.23	1.23
32	M/S	Palash Electric	7.89	7.89
33	M/S	Fashions Metal	81.77	81.77
34	M/S	Bangladesh Furniture	2,405.28	2,405.28
35	M/S	Bikrompur Enterprise	578.10	578.10
36	M/S	Munni Tredars	1,562.70	1,562.70
37	M/S	Megna Kondence mills	9,301.48	9,301.48
			75,416.41	83,764.51



HUDA HOSSAIN & CO.

Chartered Accountants

GAZI WIRES LIMITED

DETAILS OF TRADE CREDITORS ARE AS FOLLOWS AS ON 30-06-2023

29.1

CHATTOGRAM			2022-2023	2021-2022
SL No	Name of the Party		Taka	Taka
38	M/S	Misuk Electric	13.80	13.80
39	M/S	Mesco	39.99	39.99
40	M/S	Marse Electric	113.47	113.47
41	M/S	Rajshahi suger mills ltd	573.56	573.56
42	M/S	Khulna ato	1.57	1.57
43	M/S	Rezia Electric	448.31	13.31
44	M/S	Rana Enterprise	1,052.45	1,052.45
45	M/S	Laxmipur PBS	459.07	459.07
46	M/S	Sentral Electric	88.93	88.93
47	M/S	Sabur Enterprise	3,695.14	3,695.14
48	M/S	City General Insurencs	10,852.09	10,852.09
49	M/S	Mahbub Electrics	27.64	27.64
50	M/S	Baghdad Dhaka Kerpet	444.75	444.75
51	M/S	Hidilbarg sement	181.64	181.64
52	M/S	Bangladesh Forest Reserc Ins.	109.51	109.51
53	M/S	Jarin Plantation	497.32	497.32
54	M/S	Gazipur T State (BD)	748.96	748.96
55	M/S	Twoinkel Corporation	1.85	1.85
56	M/S	Comilla PBS-4	772.95	772.95
57	M/S	Sylet PBS-1	193.77	193.77
58	M/S	Vola PBS	621.47	621.47
59	M/S	Chattogram PBS-2	985.88	985.88
60	M/S	Chatok Cement	1,170.33	1,140.33
61	M/S	Hafiz Jute Mills Ltd	193.47	193.47
62	M/S	BUBO, Hobigong, Sylet	170.05	170.05
63	M/S	Comilla PBS-4	772.95	772.95
64	M/S	Coxbazar PBS	7,435.91	7,435.91
65	M/S	Cgittagong Uria Fertilizer	5,566.11	5,566.11
66	M/S	Comilla PBS-2	1,033.49	1,033.49
67	M/S	Chandpur PBS-2	620.83	620.83
68	M/S	Smart Group	7,779.00	-
69	M/S	Chattogram PBS-1	1,329.86	-
70	M/S	Shahajibazar Biddut Center	73.00	-
			48,069.12	38,422.26
		CHATTOGRAM TOTAL	123,485.53	122,186.77



HUDA HOSSAIN & CO.

Chartered Accountants

GAZI WIRES LIMITED

DETAILS OF TRADE CREDITORS ARE AS FOLLOWS AS ON 30-06-2023

29.2

CHATTOGRAM, Nandankan			2022-2023	2021-2022
SL No	Name of the Party		Taka	Taka
1	M/S	Sanji Textile Mills Ltd	0.54	0.54
2	M/S	Rezia Electric	2.42	2.42
3	M/S	Misuk Electric	0.24	0.24
4	M/S	B F I D C, Captai	1.05	1.05
5	M/S	Ratan Electric	0.30	0.30
6	M/S	Super Electric	2.68	-
7	M/S	Binimoy Electric	1.75	1.75
8	M/S	New K B K Electric	0.55	0.55
9	M/S	B S R M	1.59	1.59
10	M/S	Mostafa Group	0.32	0.32
	CHATTOGRAM, NANDANKAN TOTAL		11.44	8.76

GAZI WIRES LIMITED

DETAILS OF TRADE CREDITORS ARE AS FOLLOWS 30.06.2023

29.3

MYMANSING			2022-2023	2021-2022
SL No	Name of the Party		Taka	Taka
1	M/S	G M Enterprise	131.93	131.93
	MYMANSING, TOTAL		131.93	131.93

GAZI WIRES LIMITED

DETAILS OF TRADE CREDITORS ARE AS FOLLOWS AS ON 30-06-2023

29.4

DHAKA, TEJGONG			2022-2023	2021-2022
SL No	Name of the Party		Taka	Taka
1	M/S	Tangail PBS	0.33	0.33
2	M/S	Alnur Electric	15.75	10.77
3	M/S	Dhaka PBS-3	2.00	2.00
4	M/S	Netrokona PBS-1	1.00	1.00
5	M/S	Shariotpur PBS	1.00	1.00
6	M/S	Rangpur PBS	29,964.00	29,964.00
7	M/S	Janata Jute Mills Ltd	1.00	1.00
8	M/S	Deko Food	56.50	56.50
9	M/S	Adex Electric Ltd	839.00	839.00
10	M/S	Bangladesh Machintools Fac.	3.50	-
	TEJGONG TOTAL		30,884.08	30,875.60



HUDA HOSSAIN & CO.

Chartered Accountants

GAZI WIRES LTD.

DETAILS OF TRADE CREDITORS ARE AS FOLLOWS AS ON 30-06-2023

29.5

DHAKA, BAITUL MOKARRAM			2022-2023	2021-2022
SL No	Name of the Party		Taka	Taka
1	M/S	Alempia Textile	556.14	556.14
2	M/S	Akij Group	-	1,479.16
3	M/S	Star Jute Mills Ltd	6,547.32	6,547.32
4	M/S	R N S Electric	1,675.98	1,675.98
5	M/S	Sonargao Enterprise	515.40	521.40
6	M/S	Sultana Enterprise	124.72	124.72
7	M/S	Sanrise Electric	160.38	132.38
8	M/S	R K Siramix	65.10	65.10
9	M/S	Ridisha Group	0.79	0.79
10	M/S	Siraj cicle	400.96	400.96
11	M/S	Sundarban Textile mills	15.68	15.68
12	M/S	Uria Fertilizer	254.11	254.11
13	M/S	Shyampur sugar mills Ltd	270.05	270.05
14	M/S	Uniglory home	30,342.10	30,342.10
15	M/S	Young One Group	79.55	79.55
16	M/S	Usha jute spinners	10.50	10.50
17	M/S	Alanur Electric	164.74	-
18	M/S	Sowdia Electric	3,973.90	17,519.90
19	M/S	Adex Engeniaring	135.31	135.31
20	M/S	S S Electric	54.36	54.36
21	M/S	Energy Pack Ind	168.45	168.45
22	M/S	Kaderia Textile	16.95	16.95
23	M/S	Crown mills, Dhaka	2,008.86	2,008.86
24	M/S	Karpeting jute mills Ltd	9,010.34	9,010.34
25	M/S	Karim Electric Store	50.77	50.77
26	M/S	Kohinur jute mills Ltd	41.24	41.24
27	M/S	Karim jute Spinners Ltd	-	9.53
28	M/S	Standard Group	61.53	61.53
29	M/S	Kustia Sugar Mills Ltd.	1,326.92	1,326.92
30	M/S	Khalispur jute mills Ltd	37,672.87	37,672.87
31	M/S	New Farid Electric	211.24	211.24
32	M/S	Zil Bangla sugar mills Ltd	-	777.81
33	M/S	Joypurhat sugar mills Ltd	228.03	228.03
34	M/S	Khulna HardBoard mills	68,092.56	68,092.56
35	M/S	G M Enterprise	520.32	487.32
36	M/S	Jatio jute mills Ltd	5,137.52	5,137.52
37	M/S	Thakurgao sugar mills	268.36	268.36



HUDA HOSSAIN & CO.

Chartered Accountants

38	M/S	Hosen Electric	900.32	1,563.32
39	M/S	Daina Electric	323.18	323.18
40	M/S	A safa trading	291.48	291.48
41	M/S	Prime Group	257.96	257.96
42	M/S	D E S C O	256.60	256.60
43	M/S	Hira Electrics	1,437.11	2,065.11
44	M/S	keru & co	118.97	118.97
45	M/S	Daroani Textile mills	4.23	4.23
46	M/S	The Cricent jute mills ltd	19,433.35	19,433.35
47	M/S	The Ridvi Electric	1,230.46	373.46
48	M/S	North Bengal sugar mills	3,737.91	3,737.91
49	M/S	New Sunlite	8,302.06	8,302.06
50	M/S	Navana Electric	191.66	191.66
51	M/S	Nowapara jute mills ltd	510.37	510.37
52	M/S	National Fan ltd	89.78	89.78
53	M/S	National Tubes ltd	59.40	57.40
54	M/S	Orient Textile mills	292.63	292.63
55	M/S	Pancagar Sugar mills	5,072.63	5,072.63
56	M/S	Padma Textile mills	20,920.73	20,920.73
57	M/S	Palas Uria Fertilizer	2,563.17	2,563.17
58	M/S	Powerman of Bangladesh	1,259.43	1,259.43
59	M/S	Platinam jute mills	17,800.05	17,800.05
60	M/S	Pabna Sugar mills ltd	11.63	11.63
61	M/S	Faridpur jute Fibers	772.68	772.68
62	M/S	Fency Electric	234.13	234.13
63	M/S	Bangladesh Jute Mills Ltd	9,418.58	9,418.58
64	M/S	Faridpur sugar mills ltd	1,241.66	1,241.66
65	M/S	Bengale Telicommunication	280.40	280.40
66	M/S	Bangladesh masintools	3.88	3.88
67	M/S	Bangla Electric	893.75	888.75
68	M/S	Bandhu Tredars	302.07	302.07
69	M/S	Belal Electric	721.05	721.05
70	M/S	Micro Engeniaring	440.00	440.00
71	M/S	Mili Electric	329.73	329.73
72	M/S	Jamuna Fertilizer	5,661.68	5,661.68
73	M/S	Jesor jute mills	851.41	851.41
74	M/S	Rajshahi sugar mills	11,870.38	11,870.38
75	M/S	Rowswa spinning mills	1,176.11	1,176.11
76	M/S	Rajshahi jute mills ltd	5,345.02	5,345.02
77	M/S	Rangpur suger mills ltd	197.00	197.00
78	M/S	DECA	1,475,253.46	1,475,253.46
79	M/S	M M Electric	1,617.00	-
80	M/S	Exe Eng Asugong	489.59	489.59
81	M/S	Ameca BUBO, Tongi	5,008,912.00	5,008,912.00



HUDA HOSSAIN & CO.

Chartered Accountants

82	M/S	Dhaka PBS-1	114,380.00	114,380.00
83	M/S	Jamalpur PBS	53,564.00	53,564.00
84	M/S	Gazipur PBS-1	234,960.00	234,960.00
85	M/S	Meherpur PBS	109,770.00	109,770.00
86	M/S	Norsindi PBS-1	111,883.00	111,883.00
87	M/S	Bagerhat PBS	1,798,357.00	1,798,357.00
88	M/S	Norsindi PBS-2	534,188.00	534,188.00
89	M/S	Narayangong PBS-2	111,830.00	111,830.00
90	M/S	Magura PBS	1,963.00	1,963.00
91	M/S	Amecca, Tongi, Gazipur	417,255.00	417,255.00
92	M/S	Matador Ballpen	184.00	4.00
93	M/S	Sima Spining Mills	7.12	3.12
94	M/S	Fariha Nitrex Ltd	-	6.77
95	M/S	Ambar Board	236.04	2.04
96	M/S	Dorin Power	9.01	9.01
97	M/S	Nur Electric	92.00	-
98	M/S	Ifad Multiproducts Ltd	18.00	-
99	M/S	Munni Traders	23.00	-
100	M/S	Ghorashal Biddut Center	2.00	-
101	M/S	Asia Group	18.47	-
102	M/S	Zill Bangla Sugar Mills	373.81	-
103	M/S	Aman Spining Ltd	1.00	-
104	M/S	OJOPADIKO, Barishal	4,284.00	-
		Dhaka Total	10,274,638.17	10,283,817.42
		Chattogram Total	123,485.53	122,186.77
		Nandankanon Total	11.44	8.76
		Tejgong Total	30,884.08	30,875.60
		Mymensing	131.93	131.93
		Grand Total (Dhaka + Chi + Nan + Tejgong)	10,429,151.15	10,437,020.48



HUDA HOSSAIN & CO.

Chartered Accountants

GAZI WIRES LIMITED

DETAILS OF TRADE DEBTORS ARE AS FOLLOWS 30.06.2023

		DHAKA, BAITUL MOKARRAM	2022-2023	2021-2022
SL No		Name of the Party	Taka	Taka
1	M/S	N S Electric Stores	134,964.55	134,964.55
2	M/S	Masud corporation Ltd.	262,778.10	262,778.10
3	M/S	Adamjee Jute Mills Ltd.	123,874.64	123,874.64
4	M/S	Janata Jute Mills Ltd.	392.58	8,301.58
5	M/S	Korim Jute Mills Ltd	13,586.30	13,610.30
6	M/S	Pakija Cotton Spinning Mills	542.52	542.52
7	M/S	Basudhara Group	48,806.69	46,631.69
8	M/S	Latif Bowani Jute Mills Ltd	172,891.71	172,891.71
9	M/S	Asugong Fertilizer	2,397.01	41,871.01
10	M/S	Akij Group	5,421.84	-
11	M/S	Setabgong Sugar Mills Ltd	2,232.36	2,232.36
12	M/S	Nator Sugar Mills	1,151.23	1,151.23
13	M/S	Nishat Jute Mills Ltd.	66,585.54	66,585.54
14	M/S	U M C Jute Mills	148.08	148.08
15	M/S	Nobaron Jute Mills Ltd.	35,231.70	35,231.70
16	M/S	Alim Jute Mills Ltd.	88,249.32	88,249.32
17	M/S	Fouji chot mills	18,773.03	18,773.03
18	M/S	Dinajpur Textile Mills	1,162.07	1,162.07
19	M/S	ZRS & CERS, tongi	371,796.86	371,796.86
20	M/S	ZRS, Tongi	3,656,561.89	3,656,561.89
21	M/S	ZRS. Bagura	143,676.73	143,676.73
22	M/S	ZRS, Rajshahi	0.89	0.89
23	M/S	Ameca, Dinajpur	1,196,849.66	1,196,849.66
24	M/S	Impac Eng.	2,778.93	2,778.93
25	M/S	Shakti Eng.	327.66	327.66
26	M/S	B S Jute Spinners	58.38	58.38
27	M/S	Multi Power Eng.	2,791.95	2,791.95
28	M/S	Alanur Electrics	-	2,328.38
29	M/S	T K Group	9,300.13	9,300.13
30	M/S	210, Megawat, Siddirgong, Narayangong	8,358.03	90,903.03
31	M/S	South China (Goldtax)	5,409.89	5,409.89
32	M/S	Chatok Cement	12,633.91	12,633.91
33	M/S	Nasir Group	50,913.04	10,507.04
34	M/S	Palli Biddutayon Board	3,627,580.99	3,627,580.99
35	M/S	Uta Group	4,106.77	19,847.77
36	M/S	Jabed Electric	600.59	565.59
37	M/S	Noman Group	179,534.30	1,505,712.30
38	M/S	Walton Group	4,554.00	18,343.00
39	M/S	Shahariar Steel Mills Ltd	1,990.82	3,242.82
			10,259,014.69	11,700,217.23



HUDA HOSSAIN & CO.

Chartered Accountants

GAZI WIRES LIMITED

DETAILS OF TRADE DEBTORS ARE AS FOLLOWS 30.06.2023

		DHAKA, BAITUL MOKARRAM	2022-2023	2021-2022
SL No		Name of the Party	Taka	Taka
40	M/S	Mobarakgong Sugar Mills	4.08	4.08
41	M/S	Dhaka PBS-3	89,994.00	89,994.00
42	M/S	Zinaidaha PBS	89,784.00	89,784.00
43	M/S	Bagura PBS-1	34,346.00	34,346.00
44	M/S	Habigong PBS	119,928.00	119,928.00
45	M/S	Sunamgong PBS	84,600.00	84,600.00
46	M/S	Sirajgong PBS-2	114,997.00	114,997.00
47	M/S	Manikgong PBS	116,830.00	116,830.00
48	M/S	Madaripur PBS	86,349.00	86,349.00
49	M/S	Nesco Ltd, Rajshahi	17,267.00	17,267.00
50	M/S	Gopalgong PBS	119,198.00	119,198.00
51	M/S	Westzone Power Co	4,288.00	-
52	M/S	Energy Group	8,351.00	-
53	M/S	Gazi Group	2.00	-
54	M/S	Fariha Netrex Ltd	5,283.23	-
			891,221.31	873,297.08
		Dhaka Total	11,150,236.00	12,573,514.31
		Chattogram Total	60,624,212.67	6,317,471.02
		Nandankanon Total	2,887.67	186,530.99
		Mymensing Total	-	-
		Tejgong Total	7,582,825.74	2,046,598.45
		Grand Total (Dhaka + Chi + Nan + Mym + Tegong)	79,360,162.08	21,124,114.77



HUDA HOSSAIN & CO.

Chartered Accountants

DETAILS OF TRADE DEBTORS ARE AS FOLLOWS 30.06.2023

CHATTOGRAM			2022-2023	2021-2022
SL No	Name of the Party		Taka	Taka
1	M/S	BOC Bangladesh	2,095.14	2,095.14
2	M/S	Chief controller of store bd. Railway, Ctg.	9,982.54	9,982.54
3	M/S	Chief controller of store bd. Railway, Rajshahi	42,891.74	42,891.74
4	M/S	Cap. Bangladesh Navy	208,622.29	208,622.29
5	M/S	Exe. Eng. Sales & Distribution Dep.(3), Comilla	2,396,275.70	3,010,067.73
6	M/S	Rajshahi Jute Mills Ltd.	402.82	402.82
7	M/S	BSC Marine & Grain	0.19	0.19
8	M/S	Estarn Rifinary	8,418.98	5,026.04
9	M/S	G E M Co.	559,687.32	1,559,687.32
10	M/S	B S R M	261,327.87	384,433.15
11	M/S	R R Jute Mills Ltd	462.93	462.93
12	M/S	Cosmopoliton Electric	3,213.12	3,212.45
13	M/S	Electro venture Ltd.	50,360.32	50,360.32
14	M/S	Ex. Eng. PDB Shylet-1	108,667.09	108,667.09
15	M/S	Setabgonj Sugar Mills	149.00	149.00
16	M/S	Progoti Industries Ltd.	0.35	0.35
17	M/S	T K Group	9,236.15	7,754.04
18	M/S	Young One Group	300,261.95	497,481.68
19	M/S	Sunman Group	109,213.16	109,213.16
20	M/S	Chattogram PBS-1	115,487.14	115,487.14
21	M/S	S Alam cold & Rold	4,715.69	4,715.69
22	M/S	S Alam still mills	2,617.95	1,074.95
23	M/S	S Alam bag manu.	4,081.82	-
24	M/S	M M Jute Mills Ltd	636.42	636.42
25	M/S	Diownditi Company Ltd	518.54	518.54
26	M/S	Chittagong Uria Fertilizer	0	47,243.93
27	M/S	Exe.Eng.Shikalbaha.Ctg	82.98	82.98
28	M/S	Binimoy Electric	350.65	351.52
29	M/S	Clifton Group	3.40	3.77
30	M/S	Baized Group	18,570.25	26,308.89
31	M/S	Payer Electrics	35.29	35.28
32	M/S	Sanouara Group	2,244.91	2,247.91
33	M/S	Bagdad Electric	329.69	329.69
34	M/S	Coxbazar PBS	0	95,926.09
35	M/S	Comilla PBS-2	-	234,645.51
36	M/S	Gul Ahmed Jute Mills Ltd	1,458.65	1,458.65
37	M/S	Noakhali PBS	65,207.57	65,207.57
38	M/S	Pacifiq Jeans Ltd	227,344.93	2,824.44
39	M/S	Pacifiq Jeans-2000 Ltd	140,311.87	112,826.23



HUDA HOSSAIN & CO.

Chartered Accountants

DETAILS OF TRADE DEBTORS ARE AS FOLLOWS 30.06.2023
 DETAILS OF TRADE DEBTORS ARE AS FOLLOWS 30.06.2023

CHATTOGRAM		2022-2023	2021-2022
SL No	Name of the Party	Taka	Taka
40	M/S Universel Jeans Ltd	137534.79	206,759.00
41	M/S Pacifiq Execesise/NHT	57,506.11	21,914.74
42	M/S Well Group	100,432.78	12,701.06
43	M/S Mostafa Group	641.20	65.36
44	M/S Dorin Power	55.41	55.41
45	M/S New K B K Electric	443.67	446.83
46	M/S Feni P B S	95.57	95.57
47	M/S Chandpur PBS-1	572.32	572.32
48	M/S Chandpur PBS-2	-	128,116.17
49	M/S Chittagong Power Station,BUBO,Rawjan	7,666.57	7,666.57
50	M/S S A Group	30,059.68	30,059.68
51	M/S Nahar Poltry,Mirsory	2,990.78	2,990.78
52	M/S Yunusco Group	5.00	-
53	M/S Jamuna Fertilizer	12,151.07	-
54	M/S Dap Fertilizer	83.00	-
55	M/S Usmania Glass Factory	118.47	-
56	M/S Baraka Power	56,044.74	-
57	M/S Section Seven Apperles	1,460.18	-
58	M/S H K D outdoor	1.04	-
59	M/S Exe.Eng.Monsuradad.Ctg	855,190.04	-
60	M/S Four H Group	63,407.14	-
61	M/S K D S Group	297,184.00	-
62	M/S Super Electric	226.68	-
63	M/S Pahartoli Textile Mills	2.01	-
64	M/S Fencugong,PDB,Sylet	38,332.36	-
CHATTOGRAM TOTAL		6,317,471.02	7,123,878.67

DETAILS OF TRADE DEBTORS ARE AS FOLLOWS 30.06.2023

CHATTOGRAM, Nandankan		2022-2023	2021-2022
SL No	Name of the Party	Taka	Taka
1	M/S Payer Electrics	2.70	2.70
2	M/S Cosmopoliton Electric	88,985.32	
3	M/S Samuda Container	0.88	0.88
4	M/S Supar Electric	15,499.32	2.32
5	M/S Section Seven Apearles	81,404.20	17,732.20
6	M/S G E M Co.	0.35	0.35
7	M/S Palash Electric	0.53	0.53
8	M/S T K Group	1.69	1.69
9	M/S Baizid Group	636.00	-
CHATTOGRAM,NANDANKAN TOTAL		186,530.99	17,740.67



HUDA HOSSAIN & CO.

Chartered Accountants

DETAILS OF TRADE DEBTORS ARE AS FOLLOWS 30.06.2023

DETAILS OF TRADE DEBTORS ARE AS FOLLOWS 30.06.2023

		DHAKA, TEJGONG	2022-2023	2021-2022
SL No		Name of the Party	Taka	Taka
1	M/S	Narayangong PBS-1	-	119,736.00
7	M/S	AMECA, NESCO, Bagura	150,831.00	2,229,678.00
9	M/S	Dhaka PBS-1	0.50	0.50
10	M/S	Satkhira PBS	-	49,642.00
11	M/S	Mymensing PBS-3	-	29,663.00
12	M/S	Basundhara Group	107,677.90	13,918.38
13	M/S	Akig Group	211.25	271.25
14	M/S	Munsigong PBS	-	22,672.00
15	M/S	C E R S/ZRS, Tongi, Gazipur	513,714.72	599,048.79
16	M/S	Badar Spinig Mills Ltd	40.00	270.00
17	M/S	Ridisha /P A Neet	0.40	0.40
18	M/S	Naoga PBS-1	-	0.78
19	M/S	Sunamgong PBS	0.28	0.28
20	M/S	Uta Group	1.00	-
21	M/S	Shefard BD Ltd	33,013.65	-
22	M/S	South China (Goldtax)	12,293.00	-
23	M/S	Nasir Group	5,085.00	-
24	M/S	Energy Pack power	32,644.75	-
25	M/S	Sister Denim Composite	4,173.00	-
26	M/S	Aduri Neet Composite	1,795.00	-
27	M/S	Nesco, PDB, Rajshahi	32,859.00	-
28	M/S	Adex Electric Ltd	-	-
29	M/S	AMECA, NESCO, Dinajpur	1,084,821.00	-
30	M/S	Tharmex Group	67,437.00	-
		Tejgong Total	2,046,598.45	3,064,901.38



HUDA HOSSAIN & CO.

Chartered Accountants

DETAILS OF TRADE DEBTORS ARE AS FOLLOWS 30.06.2023

DETAILS OF TRADE DEBTORS ARE AS FOLLOWS 30.06.2023

		DHAKA,BAITUL MOKARRAM	2022-2023	2021-2022
SL No		Name of the Party	Taka	Taka
1	M/S	N S Electric Stores	134,964.55	134,964.55
2	M/S	Masud corporation Ltd.	262,778.10	262,778.10
3	M/S	Adamjee Jute Mills Ltd.	123,874.64	123,874.64
4	M/S	Janata Jute Mills Ltd.	8,301.58	47,252.99
5	M/S	Korim Jute Mills Ltd	13,610.30	13,610.30
6	M/S	Pakija Cotton Spinning Mills	542.52	542.52
7	M/S	Basudhara Group	46,631.69	60,186.66
8	M/S	Latif Bowani Jute Mills Ltd	172,891.71	172,891.71
9	M/S	Asugong Fertilizer	41,871.01	41,871.01
10	M/S	Korim Electrc Stors	-	38.91
11	M/S	Setabgong Sugar Mills Ltd	2,232.36	2,232.36
12	M/S	Nator Sugar Mills	1,151.23	1,151.23
13	M/S	Nishat Jute Mills Ltd.	66,585.54	66,585.54
14	M/S	U M C Jute Mills	148.08	148.08
15	M/S	Nobaron Jute Mills Ltd.	35,231.70	35,231.70
16	M/S	Alim Jute Mills Ltd.	88,249.32	88,249.32
17	M/S	Fouji chot mills	18,773.03	18,773.03
18	M/S	Dinajpur Textile Mills	1,162.07	1,162.07
19	M/S	ZRS & CERS, tongi	371,796.86	371,796.86
20	M/S	ZRS,Tongi	3,656,561.89	3,656,561.89
21	M/S	ZRS.Bagura	143,676.73	143,676.73
22	M/S	ZRS,Rajshahi	0.89	0.89
23	M/S	Ameca,Dinajpur	1,196,849.66	1,196,849.66
24	M/S	Impac Eng.	2,778.93	2,778.93
25	M/S	Shakti Eng.	327.66	327.66
26	M/S	B S Jute Spinners	58.38	58.38
27	M/S	Multi Power Eng.	2,791.95	2,791.95
28	M/S	Alanur Electrics	2,328.38	2,725.05
29	M/S	T K Group	9,300.13	9,300.13
30	M/S	210,Megawat,Siddirgong,Narayangong	90,903.03	90,903.03
31	M/S	South China(Goldtax)	5,409.89	11,044.89
32	M/S	Chatok Cement	12,633.91	12,633.91
33	M/S	Nasir Group	10,507.04	36,949.07
34	M/S	Palli Biddutayon Board	3,627,580.99	3,683,798.99
35	M/S	Uta Group	19,847.77	-
36	M/S	Dorin Power	-	13,862.99
37	M/S	Jabed Electric	565.59	636.24
38	M/S	Noman Group	1,505,712.30	211.52
39	M/S	Walton Group	18,343.00	-
40	M/S	Shaharier Steel Mills Ltd	3,242.82	
			11,700,217.23	10,308,453.49



HUDA HOSSAIN & CO.

Chartered Accountants

DETAILS OF TRADE DEBTORS ARE AS FOLLOWS 30.06.2023

DETAILS OF TRADE DEBTORS ARE AS FOLLOWS 30.06.2023

		DHAKA, BAITUL MOKARRAM	2022-2023	2021-2022
SL No		Name of the Party	Taka	Taka
41	M/S	Mobarakgong Sugar Mills	4.08	
42	M/S	Dhaka PBS-3	89,994.00	89,994.00
43	M/S	Zinaidaha PBS	89,784.00	89,784.00
44	M/S	Bagura PBS-1	34,346.00	34,346.00
45	M/S	Habigong PBS	119,928.00	119,928.00
46	M/S	Sunamgong PBS	84,600.00	84,600.00
47	M/S	Sirajgong PBS-2	114,997.00	114,997.00
48	M/S	Manikgong PBS	116,830.00	116,830.00
49	M/S	Rangpur PBS-1	-	2,993,243.00
50	M/S	Madaripur PBS	86,349.00	86,349.00
51	M/S	Nesco Ltd, Rajshahi	17,267.00	17,267.00
52	M/S	Gopalgong PBS	119,198.00	119,198.00
			873,297.08	3,866,536.00
		Dhaka Total	12,573,514.31	14,174,989.49
		Chattogram Total	6,317,471.02	7,123,878.67
		Nandankanon Total	186,530.99	17,740.67
		Mymensing Total	-	-
		Tejgong Total	2,046,598.45	3,064,901.38
		Grand Total (Dhaka + Chi + Nan + Mym + Teggon)	21,124,114.77	24,381,510.21



HUDA HOSSAIN & CO.

Chartered Accountants

14.00 Inter Project Current Account:		26,245,607.52	26,221,081.52
M/S. G.E.M Co.Ltd.		38,059,357.51	37,732,881.51
M/S. Estern Cables Ltd.		8,777,260.63	8,752,734.63
M/S. Bangladesh Can Co.Ltd.		15,825.00	15,825.00
M/S. National Tubes Ltd.		15,675.93	15,675.93
M/S. Metalex Corp.Ltd.		39,937,494.88	39,937,494.88
M/S. Meher Industries Ltd.		130,601.76	130,601.76
	0.18	86,936,215.71	86,585,213.71
Less: Interest Suspense Account			
M/S. Metalex Corp.Ltd.		24,733,420.00	24,733,420.00
M/S.G.E.M.Co.Ltd.		35,957,188.19	35,630,712.19
SUB TOTAL:		60,690,608.19	60,364,132.19
TOTAL		26,245,607.52	26,221,081.52
15.00 Inter Project Dis-Investment:		45,305.96	45,305.96
M/S. Dockyard & Engg.Works Ltd.		1,186.60	1,186.60
M/S. Chittagong Steel Mills Ltd.		7,035.36	7,035.36
M/S. K.I.D.C.Ltd..		25,576.00	25,576.00
M/S. Ispahani Marshal Ltd.		11,508.00	11,508.00
		45,305.96	45,305.96
16.00 Advance,Deposits & Prepayments:		8,533,881.87	31,612,887.09
Security Deposits	16.01	2,978,427.33	3,595,827.33
Advance Salary	16.02	300,941.24	515,098.34
D.A.Bonus	16.03	3,702.68	8,546.98
Bonus(Ad)			
Muktijoddha Advance	16.04	12,232.00	19,501.00
TA/DA	16.05	144,587.80	52,453.80
Advance against Expense	16.06	1,495,584.00	450,561.00
Advance Canteen	16.07	199,500.00	150,000.00
VAT Current Account		2,640,086.29	26,062,078.11
Advance Salary Income Tax		-	-
BSTI		600,000.00	600,000.00
Contractor Advance		13,707.00	13,707.00
Advance for Audit Obj		145,113.53	145,113.53
		8,533,881.87	31,612,887.09
16.01 Security Deposits:		2,978,427.33	3,595,827.33
T&T (Central Excise)		2,000.00	2,000.00
WAPDA		1,000.00	1,000.00
Bangladesh Oxygen(Acetylene Gas)		3,500.00	3,500.00
Bangladesh Oxygen		11,070.00	11,070.00
T & T Board		20,350.00	20,350.00
Monogram Security		500.00	500.00
Guest House Electric Store		250.00	250.00
WAPDA for Generator		5,000.00	5,000.00
Halim & Brothers		300.00	300.00
Bakrabad Gas System		20,024.00	20,024.00
Sales Center-Rajshahi		83,333.33	83,333.33
BPDP		560,000.00	560,000.00
Sales Center-Nandankanan		400,000.00	400,000.00
Eastern Cables Ltd(BSEC)		150,000.00	150,000.00
Eastern Tubes Ltd (BSEC)		1,721,100.00	2,338,500.00
		2,978,427.33	3,595,827.33



HUDA HOSSAIN & CO.

Chartered Accountants

16.02 ADVANCE AGAINST SALARY ARE AS FOLLOWS AS ON 30-06-2023

SL No	Name of the Party	Taka
1	Mr. Nurul Alam (D G M)	96.00
2	Mr. Fokrul Islam Chy (D G M)	37,237.00
3	Mr. Md. Nasir Uddin, Ass. Acc.	8,874.00
4	Mr. Belayet Hossain, Manager(Adm)	44,050.00
5	Mr. Kazi Mosaraf Hossain, MD	10,917.00
6	Mr. Monjurul Haque, Store Officer	4,033.36
7	Mr. Alok Kumar Dewanji, Office Ass.	4,200.00
8	Mr. Mollah Sakawat Hossain, Med. Ass.	420.00
9	Mr. Kafi Mollah (Record Keeper)	420.00
10	Mr. Lutfar Rahman Mollah, Security	420.00
11	Mr. MD. Mohsin Hossain, Security	420.00
12	Mr. Md. Jasim Uddin, Security	420.00
13	Mr. Safi Ullah, Security	420.00
14	Mr. Ratan Mallick, Cleaner	420.00
15	Mr. Seikh Didar Mahmud, MT-155	420.00
16	Mr. Ajit Kumar Sen, MT-209	420.00
17	Mr. Foridul Alam, MT-242	420.00
18	Mr. Humaiyun Kabir, MT-193	420.00
19	Mr. Md. Jahangir Alam (M T-165)	739.00
20	Mr. Kazi Mohammad Ali, MT-223	2,714.00
21	Mr. Nurul Mostafa, MT-226	20,500.00
22	Mr. Mahbub Alam, 285	600.00
23	Mr. Masudur Rahaman (Programmar)	4,313.00
24	Mr. Md. Helal Uddin (Ass. Sales Off.)	7,139.00
25	Mr. Sudhir Chandra Dey (M T)	2,495.51
26	Mr. Jibon Mallik (cleaner)	3,102.00
27	Mr. Sheikh Md. Jakir Hosen (D G M)	9,488.00
28	Mr. S.M. Salauddin (Sales Officer)	170,014.00
	Total	335,131.87

ADVANCE AGAINST SALARY CREDITOR ARE AS FOLLOWS AS ON 30-06-2023

1	Mr. Fazluk Haque (Security)	100.00
2	Mr. Kazi Jalal Ahmed (M T-239)	5,850.00
3	Mr. Abu Taleb (M T-119)	5,850.00
4	Mr. Jahangir Hosen (M T-215)	5,850.00
5	Mr. Abdus Sobhan (M T-284)	2,544.63
6	Mr. Abdul Malek (M T-133)	7,140.00
7	Mr. Tojibul Haque (M T-148)	3,370.00
8	Mr. A M Jaber Hosen (Ass. Sales Off)	3,186.00
9	Mr. Rafiq Ahmed (Techno Chamist)	300.00
	Total	34,190.63
	Total Deter=	335,131.87
	Total Creditor=	34,190.63
	Net Advance against Salary=	300,941.24



HUDA HOSSAIN & CO.

Chartered Accountants

16.03 ADVANCE AGAINST D.A. BONUS ARE DEBTORS AS FOLLOWS AS ON 30-06-2023

SL No	Name of the Party	Taka
1	Mr. Abu Siddik, 139	551.55
2	Mr. Mokhlesur Rahaman Biswas, Eng	1,087.35
3	Mr. Rafique Ahmed, Ass Tech. Chemist	607.95
4	Mr. Seikh Didar Mahmud, MT-155	667.53
5	Mr. Md. Ayub, Opearetor-177	461.30
6	Mr. Mokter Alam, MT-191	461.30
7	Mr. Humaiyun Kabir, MT-193	461.30
8	Mr. Ajit Kumar Sen, MT-209	621.75
9	Mr. Sayed Fazal Uddin, MT-220	170.00
10	Mr. Jamal Uddin, 258	100.00
11	Mr. Lutffar Rahman Mollah, Security	182.75
12	Mr. MD. Mohsin Hossain, Security	161.40
	Total	5,534.18

ADVANCE AGAINST D.A. BONUS ARE CREDITOR AS FOLLOWS AS ON 30-06-2023

SL No	Name of the Party	Taka
1	Mr. Jahangir Alam (M T-165)	0.04
2	Mr. S M Abdus Salam, MT-210	685.08
3	Mr. Md Siddik-286	461.30
4	Mr. Md Nurul Islam-257	685.08
	Total	1,831.50
	Total Detor	5,534.18
	Total Creditor	1,831.50
	Net Advance against DA=	3,702.68



HUDA HOSSAIN & CO.
Chartered Accountants

16.04 ADVANCE AGAINST MUKTIJODDHA ARE AS FOLLOWS AS ON 30-06-2023

SL No	Name of the Party	Taka
1	Mr. Moklesur Rahman Biswas, Eng.	4,884.00
2	Mr. Ajit Kumar Sen, MT-209	1,556.00
3	Mr. Humaiyun Kabir, MT-193	841.00
4	Mr. Mokter Alam, MT-191	842.00
5	Mr. Seikh Didar Mahmud, MT-155	2,214.00
6	Mr. Rafique Ahmed, Tech. Chemist	1,895.00
	Total	12,232.00
	Total Detor	12,232.00



HUDA HOSSAIN & CO.

Chartered Accountants

ADVANCE AGAINST TA/DA DEBTORS ARE AS FOLLOWS AS ON 30-06-2023

SL No	Name of the Party		Taka
1	Mr.	Eng. Md. Sahjahan, (M D)	625.00
2	Mr.	Belayet Hossain, Manager(Adm)	1,000.00
3	Mr.	Mohammad Sabbir Awwal Additional Chief En	87,000.00
4	Mr.	Josim Uddin (Helper-299)	6,550.00
5	Mr.	Alok Kumar Dewanji, (Office Ass.)	14,916.00
6	Mr.	Eng Md Ali Cho. (Ex M D)	875.00
7	Mr.	Md Nasir Uddin (Ass. A O)	240.00
8	Mr.	Helal Uddin (Ass. A O)	3,714.00
9	Mr.	Sirajul Islam (Driver)	9,390.00
10	Mr.	SARUP GUHA	9,000.00
11	Mr.	Masudur Rahman, Sr. Cla	34,835.00
12	Mr.	Nurul Alam- 281	2,306.00
13	Mr.	Al Mamun Khan, 261	7,395.00
14	Mr.	Shofiquel Islam (D C A O)	250.00
15	Mr.	Gazi Md Helal Uddin (s a e)	880.00
16	Mr.	MD.SHAFIQUL ISLAM (Halpar)	2,880.00
17	Mr.	Syed Farid	169.00
18	Mr.	Md.Feroz Mahmud	10,000.00
19	Mr.	Estihak Ahmed, (Eng.)	1,600.00
20	Mr.	Shamol Sarker (Pur. Offi.)	200.00
21	Mr.	Md, Golam Kibria, A CAO	5,000.00
22	Mr.	Fazle Elahi, (Adm. Officer)	750.00
23	Mr.	Ahsanul Islam (SAE)	169.00



HUDA HOSSAIN & CO.
Chartered Accountants

24	Mr.	Nur Nobl, M T-248	900.00
25	Mr.	Md.Tajul Islam Ass. Chief Accounts Officer	2,862.00
26	Mr.	MD. Akther Hossain	9,508.00
27	Mr.	Humayun Kabir (D G M)	788.00
28	Mr.	S M Salahuddin	25,000.00
29	Mr.	Pankaj Kumar Sarker	838.00
Total Deter			239,640.00
Total Creditor			95,052.20
Net Advance against TA/DA=			144,587.80

ADVANCE AGAINST TA/DA CREDITORS ARE AS FOLLOWS AS ON 30-06-2023

SL No	Name of the Party		Taka
1	Mr.	Md. Joynal Abedin, MT-172	1,825.00
2	Mr.	Mir Mohammad Towhidul Alam (Sells Offi	22,620.00
3	Mr.	S M Sajedul Alam, (Off Ass.)	36,815.60
4	Mr.	Md Yunus,138	23,781.60
5	Mr.	Abul Kasem,(Off. Ass.)	48.00
6	Mr.	Md Forkan Ullah, (Acc. Officer)	4,125.00
7		Tajul Islam (Mar.Assi.)	2,837.00
8	Mr.	Md.Abdus Sabur Md	3,000.00
		Total	95,052.20



HUDA HOSSAIN & CO.

Chartered Accountants

ADVANCE AGAINST EXPENSES DEBTORS ARE AS FOLLOWS AS ON 30-06-2023

SL No	Name of the Party	Taka
1	Mr. Mohammed Faruq (A.eng)	3,250.00
2	Mr. SM Salahuddin	20,700.00
3	Mr. MD.Nejam Uddin Driver	22,800.00
4	Mr. Ahsanul Islam (SAE)	17,154.00
5	Mr. Hasan-uz-zaman khan	9,091.00
6	Mr. Jaima Enternational	20,000.00
7	Mr. Md Monirul Islam (Administrative Officer)	56.00
8	Mr. Nur Hossain (Manager Adm)	3,881.00
9	Mr. A K M Sirajul Haque,(ACAO)	4,108.00
10	Mr. Jony Chawdhury (DEO)	15,000.00
11	Mr. Mujibur Rahaman,Ukil	17,500.00
12	Mr. MD.SAIF UDDIN (Security Guard)	19,500.00
13	Mr. Mohammed Jamir Uddin Asst. Engineer	9.00
14	Mr. Md.Feroz Mahmud (Syestem Analist)	182,850.00
15	Mr. Sofiqul Islam, (DCAO)	22,716.00
16	Mr. Md. Ripon Hossain Sub Asst. Engineer	16,047.00
17	Mr. MD Aolad Hossain	80,000.00
18	Mr. AL MAMUN KHAN-261(Sr.Master Technician)	100.00
19	Mr. Md, Golam Kibria,ACAO	1,639.00
20	Mr. MD.IMRAN HOSSAIN Sales Assitt.	10.00
21	Mr. Joy Datta J clark	60,951.00
22	Mr. Moklesur Rahman Biswas, Eng.	1,680.00
23	Mr. Fazle Yelahi,Adm Off	13,566.00
24	Mr. Sagorika Paul (Acc. Off.)	19,500.00
25	Mr. Foyez Ullah	20,140.00
26	Mr. Pulok Rema (Sinior Store Off)	5,000.00
27	Mr. Sirajul Islam (Driver)	4,023.00
28	Mr. Parkaj Kumar Sarker,Sells Off	7,410.00
29	Mr. Md.Tajul Islam (Ass. Chief Accounts Officer)	38,890.00
30	Mr. MD.AL-AMIN SHIBLU	5,000.00
	BSEC, Overhead	900,000.00
	Total Deter=	1,532,571.00

ADVANCE AGAINST EXPENSES CREDITORS ARE AS FOLLOWS AS ON 30-06-2023

SL No	Name of the Party	Taka
1	Mr. Monirul Islam, MT-212	1,000.00
2	Mr. Bajlur Rahman, (Dep. Chief Eng.)	4,716.00
3	Mr. Tajul Islam (Mar.Assi.)	1,089.00
4	Mr. Mahabubul Alam,(DGM)	950.00
5	Mr. Md.Belaet Hossen Cho,Manager(Adm)	48.00
6	Mr. MD.SHAFIQUEL ISLAM-263	12,000.00
7	Mr. MOHAMMAD JAHEDUL ALAM	16,614.00
8	Mr. Gazi Md Helal Uddin (SAE)	10.00
9	Mr. MD. ABU TALEB PATWARY (AAO)	560.00
	Total Creditor=	36,987.00
	Net Advance against Expenses=	1,495,584.00

16.07 DETAILS OF CANTEEN ADVANCE ARE AS FOLLOWS AS ON 30-06-2023

SL No	Name of the Party	Taka
1	Mr. Md Farook (Ass.Eng)	45,000.00
2	Mr. Tazul Islam (Marketing Assistant)	4,500.00
3	Mr. Md Imran Hosen (Marketing Assistant)	150,000.00
	Total	199,500.00



HUDA HOSSAIN & CO.

Chartered Accountants

17.00 Advance Income Tax:

Accounting Year	Profit as per Profit & Loss A/c	Profit/(Loss) as per Income Tax Authority	Provision	Income Tax Claimed by IT Authority	Advance Income Tax	Balance(4-6)	Present Condition of Assessment
1	2	3	4	5	6	7	8
1995-96	4,523,928	4,952,787	1,809,571	1,981,115	2,030,123	(220,552)	Advance Tax & Deduction at Source Deposited but not credited by the Authority
1996-97	9,783,826	10,605,709	3,886,055	4,878,627	3,886,043	12	-do-
1997-98	6,408,881	6,795,070	2,563,552	2,911,663	2,563,253	299	Assessment Completed but deduction at source has not yet credited by the Authority
1998-99	2,573,642	2,910,416	1,029,457	1,338,791	1,982,767	(953,310)	-do-
1999-00	1,650,631	2,738,784	660,253	1,095,514	1,352,121	(691,868)	Assesment Completed but deduction at source not yet credited 100% by the Authority.
2000-01	31,126	(128,038)	12,450	-	1,549,049	(1,536,599)	Assesment Completed but deduction at source has not yet credited by the Authority
2001-02	(2,168,959)	3,760,362	-	1,591,351	1,524,283	(1,524,283)	Assesment Completed
2002-03	(14,443,646)	-	-	-	1,141,175	(1,141,175)	Assesment Completed but Assesment order has not yet received.
2003-04	133,629	-	53,452	-	1,704,620	(1,651,168)	Assesment Completed but Assesment order has not yet received.
2004-05	992,473	-	397,001	-	2,068,805	(1,671,804)	Assesment Completed but Assesment order has not yet received.
2005-06	2,755,450	-	1,102,180	-	3,823,936	(2,721,756)	Assesment Completed but Assesment order has not yet received.
2006-07	-	-	2,062,679	-	2,018,648	44,031	Assesment Completed but Assesment order has not yet received.
2007-08	2,077,650	-	899,735	-	7,353,737	(6,454,002)	Submitted
2008-09	-	-	496,468	-	4,487,592	(3,991,124)	Submitted
2009-10	-	-	762,365	-	6,382,306	(5,619,941)	Submitted
2010-11			1,620,886	-	16,789,255	(15,168,369)	Submitted
2011-12			12,940,510		21,165,661	(8,225,151)	Submitted
2012-13			23,690,744		21,339,271	2,351,474	Submitted
2013-14			42,880,158		38,185,424	4,694,734	Submitted
2014-15			41,928,063		40,639,796	1,288,267	Submitted
2015-16			55,587,369		40,538,346	15,049,023	Submitted
2016-17			57,489,616		58,526,829	(1,037,213)	Submitted
2017-18			30,911,432		50,565,952	(19,654,520)	Submitted
2018-2019			28,906,771		50,815,073	(21,908,302)	Submitted
2019-2020			19,029,292		39,459,014	(20,429,722)	Submitted
2020-2021			14,168,729.00		31,916,480	(17,747,751)	Submitted
2021-2022			844,789.82		15,231,242	(14,386,452)	Submitted
2022-2023			402,000.95		12,660,061	(12,258,060)	
		Balance 2022-2023	346,135,578	13,797,061	481,700,863	(135,565,286)	
		Balance 2021-2022	345,733,577	13,797,061	469,040,802	(108,920,774)	



HUDA HOSSAIN & CO.

Chartered Accountants

18.00 Cash & Bank Balance:

Cash in Hand
Sonali Bank STD, Kalurghat A/C No-05
Sonali Bank CA, Kalurghat A/C No-45
Mutual Trust Bank, Kalurghat, Ctg - 136
Agrani Bank STD, Laldighi A/C No- 686
Agrani Bank CA, Mouchak Market, Dhaka-274
Sonali Bank CA Dhaka
FDR Account

18.01

TAKA As on 30.06.2023	TAKA As on 30.06.2022
239,946,853.55	155,257,217.79
133,844.03	222,612.03
29,005,095.33	26,997,259.49
1,760,905.61	2,665,545.60
1,594,270.06	7,385,612.82
22,759,081.58	56,466.58
12,270,858.37	1,718,361.57
4,935,694.14	2,960,830.09
167,487,104.43	113,250,530
239,946,853.55	155,257,217.79

18.01 FDR.

Sl. No.	FDR No.	Bank Name	Amounts
01	8790	Agrani Bank LTD. Laldighi	59,175,254.91
02	5345	Mutual Trust Bank LTD. Kalurghat	2,403,164.68
03	5770	Mutual Trust Bank LTD. Rahattarpool	5,126,810.67
04	2839	Mutual Trust Bank LTD. Kalurghat	30,955,000.00
05	1929	Mutual Trust Bank LTD. Kalurghat	285,322.02
06	5761	Mutual Trust Bank LTD. Rahattarpool	10,316,667.00
07	000561	Sonali Bank LTD. Kalurghat	773,535.00
08	000627	One Bank Ltd, Chandgaon	58,451,350.15
Total			167,487,104.43

19.00 Capital Reserve:

M/S.R.R Textile-Amount deposited for the purchase of
Share before 1969-1970

486,088.00	486,088.00
486,088.00	486,088.00
486,088.00	486,088.00

20.00 Tax Holiday Reserve:

Balance from 1970-71 (for 1st Mill)
Balance from 1983-84 (1/10/83 to 30/6/84 for 2nd Mill)
Balance from 1984-85 (for 2nd Mill)
Balance from 1985-86 (for 2nd Mill)
Balance from 1986-87 (for 2nd Mill)
Balance from 1987-88 (for 2nd Mill)
Balance from 1988-89 (for 2nd Mill) till 30-9-88

7,841,285.00	7,841,285.00
291,000.00	291,000.00
1,040,165.00	1,040,165.00
1,301,085.00	1,301,085.00
1,441,591.00	1,441,591.00
886,288.00	886,288.00
2,594,615.00	2,594,615.00
286,541.00	286,541.00
7,841,285.00	7,841,285.00

21.00 BMRE Project Reserve:

1st provision in 1980-1981
2nd provision in 1981-1982
3rd provision in 1982-1983

6,800,980.00	6,800,980.00
6,719,778.97	6,719,778.97
71,874.53	71,874.53
9,326.50	9,326.50
6,800,980.00	6,800,980.00

22.00 Govt. Loan for Manpower Balancing:

From BSEC in 1993-94, May 94
From BSEC in 1994-95, July 94
From BSEC in 1994-95, December 94
From BSEC in 1997-98, October 97
From BSEC in 1997-98, January 98
From BSEC in 1997-98, March 98
From BSEC in 1997-98, April, 98
From BSEC in 1997-98, June, 98
From BSEC in 1998-99, July 98
From BSEC in 2003-04 October 03
From BSEC in 2003-04 Feb. 04
From BSEC in 2003-04 March, 04
Provided of Interest

12,962,936.04	12,962,936.04
369,000.00	369,000.00
760,000.00	760,000.00
75,005.90	75,005.90
218,000.00	218,000.00
500,000.00	500,000.00
55,000.00	55,000.00
394,289.90	394,289.90
688,000.00	688,000.00
100,883.34	100,883.34
2,550,000.00	2,550,000.00
113,000.00	113,000.00
893,543.90	893,543.90
6,246,213.00	6,246,213.00
12,962,936.04	12,962,936.04



HUDA HOSSAIN & CO.

Chartered Accountants

23.00 Liability in Pakistan:

Financial Liability
Liability for Deposit
Advance against sale
Other Creditors

	TAKA As on 30.06.2023	TAKA As on 30.06.2022
	1,136,713.00	1,136,713.00
23.01	498,836.00	498,836.00
23.02	481,786.00	481,786.00
23.03	24,170.00	24,170.00
23.04	131,921.00	131,921.00
	1,136,713.00	1,136,713.00

23.01 Financial Liability

Mr.Kader Siddiq
Mr.Islam Jarop
Mr.Rashid Jakaria
Mr.Unus A.Majib
Mr.Omor Md.Jamin
Mr.A.K.Md.Oal Tai
Mr.Arif Ibrahim Ahmed
Mr.Latif Siddiqui
Mr.Ishaq Ibrahim Ahmed
Mr.M.A.Gazi
Mrs.Rabeya Zakaria
Mr.S.A.Aziz
Mrs.Zobaida by Siddiqui
Mr.A.Solaiman
Mr.Md.Solaiman
Mr.Md.Aziz
Mr.P.F.Farazi

	498,836.00	498,836.00
	4,500.00	4,500.00
	6,000.00	6,000.00
	6,000.00	6,000.00
	6,000.00	6,000.00
	6,000.00	6,000.00
	6,000.00	6,000.00
	3,000.00	3,000.00
	6,000.00	6,000.00
	3,000.00	3,000.00
	2,497.00	2,497.00
	79,000.00	79,000.00
	63,000.00	63,000.00
	82,000.00	82,000.00
	138,320.00	138,320.00
	85,000.00	85,000.00
	1,500.00	1,500.00
	1,019.00	1,019.00
	498,836.00	498,836.00

23.02 Liability for Deposit

Samad Enterprise Karachi
Ahmed Brothers Karachi
Al Samad Enterprise

	481,786.00	481,786.00
	100,000.00	100,000.00
	223,022.00	223,022.00
	158,764.00	158,764.00
	481,786.00	481,786.00

23.03 Advance Against Sales

Orient Traders Karachi
Golden Agency Karachi

	24,170.00	24,170.00
	23,818.00	23,818.00
	352.00	352.00
	24,170.00	24,170.00

23.04 Other Creditors:

Shareholders(Dividend)
Branch Adjustment A/c

	131,921.00	131,921.00
	100,000.00	100,000.00
	31,921.00	31,921.00
	131,921.00	131,921.00

24.00 Liability for Leave Pay & Gratuity:

Opening Balance:
ADD:
Provision during the Year
Provision in P/L A/c

	TAKA As on 30.06.2023	TAKA As on 30.06.2022
	64,432,402.25	96,246,533.48
	96,246,533.48	103,737,412.53
	8,536,356.36	8,406,759.05
	-	-
	8,536,356.36	8,406,759.05
	104,782,889.84	112,144,171.58

Less:

Paid during the year
Closing Balance

	40,350,487.59	15,897,638.10
	64,432,402.25	96,246,533.48

Provision made at the rate 25% of Basic Salary upto 30-06-2022 for Workers, Staff & Officers



HUDA HOSSAIN & CO.

Chartered Accountants

25.00 **BSEC (Head office) Current A/c:**
 Opening Balance:
ADD:
 Provision during the Year (Overhead)
 Others

13,032,861.44	12,807,528.44
12,807,528.44	12,783,210.44
3,400,000.00	2,500,000.00
461,883.00	30,630.00
3,861,883.00	2,530,630.00
16,669,411.44	15,313,840.44

Less:
 Payment(Overhead)
 Others

3,400,000.00	2,500,000.00
236,550.00	6,312.00
3,636,550.00	2,506,312.00
13,032,861.44	12,807,528.44

Closing Balance

26.00 **Inter Project Current A/c:**
 M/S. Chittagong Drydock Ltd.
 M/S. Dhaka Steel Works Ltd.
 M/S. Estern Tubes Ltd.
 M/S. Bangladesh Blade Factory Ltd.
 M/S. Pragoti Industries Ltd.
 M/S Atlas Bangladesh Ltd
 Gazi Wires Packging Modernization
 SMGWL Project

938,158.68	925,055.52
76,983.08	76,983.08
7,256.86	7,256.86
4,666.45	4,666.45
4,798.24	4,798.24
575,403.89	575,403.89
116,257.00	116,257.00
38,000.00	38,000.00
114,793.16	101,690.01
938,158.68	925,055.52

27.00 **Inter Project Disinvestment:**
 M/S.Bengal Metal Industries Ltd.
 M/S. Bangladesh Diesel Plant Ltd.
 M/S.Qurishi Steel Mills Ltd.
 M/S.Hossain Industries Ltd.

30,499.00	30,499.00
2,166.00	2,166.00
7,433.00	7,433.00
19,432.00	19,432.00
1,468.00	1,468.00
30,499.00	30,499.00

28.00 **Liability for Goods Supply:**
 Creditors(Goods)
 Store Price Clearance
 Custom Bond Liabilities
 Raw materials credit purchase from ECL

19,151,871.62	34,675,979.34
8,621,030.16	7,562,653.09
1,518,786.25	1,876,281.25
1,151,848.61	17,376,838.40
7,860,206.60	7,860,206.60
19,151,871.62	34,675,979.34

29.00 **Liability for Expenses:**
 Incentive Bonus
 Salary,Wages Clearance
 Electricity
 Water
 Gas
 Film Development Industries Corporation
 City Light
 Chandgaon Land Office
 T&T Board Chittagong
 M/S.Purnima Co/ Ctg.Automobile
 T&T Board Dhaka
 Collector of Customs
 Ispahani Marshal Ltd.(For legal & Other Exp.)
 Abu Musa
 S.Fazlul Hoque
 Dhaka Sales Centre (House Rent)
 Electricity (Dhaka Office)
 Provision for Vat & Others Libilty
 Bangladesh Rural Electric Development Board
 Others Liabilities
 Liabilty against Salary
 Advance for Dhaka sales center(goods)
 Liability against Income Tax Incentive Bonus

39,072,707.59	41,158,177.31
12,665,632.59	12,665,632.59
(2,142,667.43)	106,346.80
400,178.00	400,179.00
(1,857.49)	(1,857.49)
5,427.00	5,427.00
392.00	392.00
14,078.00	14,078.00
38,000.00	38,000.00
15,000.00	15,000.00
74,000.00	74,000.00
4,500.00	4,500.00
168,072.00	168,072.00
70,691.00	70,691.00
35,000.00	35,000.00
150,247.13	150,247.13
4,843,477.00	4,843,477.00
3,000.00	3,000.00
16,335,307.00	16,335,307.00
13,000.00	13,000.00
5,984,334.17	5,820,788.66
17,628.00	17,628.00
376,773.11	376,773.11
2,495.51	2,495.51
39,072,707.59	41,158,177.31



HUDA HOSSAIN & CO. Chartered Accountants

		As on 30.06.2023	As on 30.06.2022
		TAKA	TAKA
30.00	Bank Over Draft:		
	C.C Hypo,LIM c.c.Pladge,Agrani Bank Laldeggi		
	Opening Balance	-	50,032,607.66
	Add:		
		-	50,032,607.66
	Sub Total	-	50,032,607.66
		-	50,032,607.66
	Less:		
	Paid During the Year	-	50,032,607.66
	Interest	-	-
		-	50,032,607.66
	Total	-	-
	Other Information:		
	A) BANK LOAN LIMIT		
	1. Hypo	-	-
	2. Pledge	-	-
		-	-
31.00	Liability for Other Finance	9,143,480.42	10,653,897.18
	Income Tax for Salary	57,549.00	57,549.00
	Income Tax for Supplier	731,607.35	245,107.60
	Provident Fund	1,064,031.00	2,923,057.00
	Earnest money	1,444,886.14	1,433,366.14
	Security Money	3,916,761.30	3,926,761.30
	VAT	50,100.03	254,066.03
	Welfare Fund	54,991.00	52,423.00
	Diploma Association	4,800.00	5,600.00
	Workers profit participation fund	1,706,868.92	1,633,777.92
	Officers Association	97,732.00	60,600.00
	Union Subscription	11,170.00	16,800.00
	Other	2,983.68	44,789.19
		9,143,480.42	10,653,897.18



HUDA HOSSAIN & CO.

Chartered Accountants

	Amount in Taka 30.06.23 1,444,886.14	Amount in Taka 30.06.22 1,744,366.14
31.01 Earnest Money		
Janata Plastic Industries	181.00	181.00
Al madina Traders	500.00	500.00
M/s.Alamgir Brothers	8,500.00	8,500.00
Contract Home & Traders	7,300.00	7,300.00
Dipok Kuimar Dewanjee	1,378.00	1,378.00
GEC of Bangladesh	2,000.00	2,000.00
Hasem Electric & Co.	7,500.00	7,500.00
Khurul Basar	450.00	450.00
Khaja Mohiuddin	28.00	28.00
Md.k Ibrahim	500.00	500.00
Mahaboob Electric & Co.	7,068.00	7,068.00
Abdur Rahim	3,000.00	3,000.00
Moin Uddin	50.00	50.00
Raja Plastic Industries	8,826.40	8,826.40
Atlantic Traders	300,000.00	300,000.00
Moni Enterprise	2,000.00	2,000.00
Rahman Brothers	700.00	700.00
M.Karim & Co.	310.00	310.00
Hasmi Electric	2,000.00	2,000.00
Ekata Traders	100.00	100.00
M/s.Purnima	6,000.00	6,000.00
Mahaboob & Brothers	500.00	500.00
Jeni Fold Traders	3,000.00	3,000.00
Bengal Plastic Industries	700.00	700.00
Misuk Industries	1,550.00	1,550.00
Bengal Hardwire	3,000.00	3,000.00
M.A.Batan	4,000.00	4,000.00
M/S. Saha Amanat Packing	1,650.00	1,650.00
Babo Enterprise	5,000.00	5,000.00
Abul Kasem	4,000.00	4,000.00
B.M.Traders	8,250.00	8,250.00
R.R.Packages	1,875.00	1,875.00
Abul Kasem & Co.	150.00	150.00
Juel Enginnering	3,000.00	3,000.00
Al Habib Book Binding	2,800.00	2,800.00
Electrio	4,000.00	4,000.00
Rik Plastic Industries	3,039.60	3,039.60
Progreresive(BD)Ltd.	6,000.00	6,000.00
Mujibal Hoq Traders	2,000.00	2,000.00
Surma Traders	1,425.00	1,425.00
Crown Enterprise	4,000.00	4,000.00
Md. Ali Mollah	1,000.00	1,000.00
Osmania Printing Press	440.00	440.00
Z.M.Engg.Traders	18,262.69	18,262.69
H.N.Trading	2,175.00	2,175.00
Sellim Plastic Industries	1,096.00	1,096.00
S.H.Plastic Industries	6,571.00	6,571.00
Chittagong Disel Services	2,000.00	2,000.00



HUDA HOSSAIN & CO.

Chartered Accountants

	Amount in Taka 30.06.23	Amount in Taka 30.06.22
New Dhaka Plastic Industries	435.45	435.45
Sahin Cable Wires Drawing, Dhaka	98,200.00	98,200.00
Meem Plastic Industries	425.00	425.00
Noor & Brothers	50,030.00	50,030.00
Jasim Uddin Enterprise	1,500.00	1,500.00
Nirapad Security	8,000.00	8,000.00
Prominant Pack	1,500.00	1,500.00
Mustak & Brothers	9,100.00	9,100.00
Trade Chennel, Dhaka	3,750.00	3,750.00
Keeper Security Service	10,000.00	10,000.00
The Chittagong Authomobiles Workshop	5,000.00	5,000.00
Shah Amanat enterprise	35,500.00	35,500.00
SundarBan Express and Transport	200,000.00	200,000.00
Asia Plastic	15,450.00	15,450.00
Al-Jaber Enterprise	5,000.00	5,000.00
Jononi Secuarity Service	30,000.00	30,000.00
Continental Inspection BD Ltd	300,000.00	300,000.00
Mohammadia Enterprise		60,000.00
J R Enterprise		60,000.00
Emani Mover & Focas	50,000.00	40,000.00
Babar Spinning Mills Ltd	30,000.00	30,000.00
Asia Container Industries	-	305,400.00
Matri Chaya Traders	-	25,200.00
S S Security	141,120.00	-
Total	1,444,886.14	1,744,366.14
31.02 Security Deposit	3,856,761.30	3,836,761.30
Bondhu Traders	-	30,000.00
M.M.Jute Mills	10,000.00	10,000.00
Cosmo Politan Electric	30,000.00	30,000.00
Gul Ahmed Jute Mills	30,000.00	30,000.00
Amin Jukte Mills	30,000.00	30,000.00
Fancy Electric House	30,000.00	30,000.00
Hafiz Textile	30,000.00	30,000.00
Fason Metal Industries	30,000.00	30,000.00
Dowlotpur Jute Mills	10,000.00	10,000.00
Amin Jute Mills	10,000.00	10,000.00
GEC of Bangladesh	30,000.00	30,000.00
Carpeting Jute Mills	10,000.00	10,000.00
Hassen Electric Co.	30,000.00	30,000.00
Jessore Jute Mills	30,000.00	30,000.00
Hasem Electric Co.	37,766.47	37,766.47
U.S.P.Jute Mills	30,000.00	30,000.00
Holon Electric Co. Dhaka	33,852.28	33,852.28
Nishat Jute Mills	10,000.00	10,000.00
Star Jute Mills	30,000.00	30,000.00
R.R.Jute Mills	10,000.00	10,000.00
Mahboob Electric Industries	30,000.00	30,000.00
Kamafuill Jute Mills	-	10,000.00
Metalex Corpn.	30,000.00	30,000.00
Estern Jute Mills	10,000.00	10,000.00



HUDA HOSSAIN & CO.

Chartered Accountants

	Amount in Taka 30.06.23	Amount in Taka 30.06.22
Karim Jute Mills	30,000.00	30,000.00
Nayan Metalex Corpn.	28,310.00	28,310.00
Bangladesh Jute Mills	30,000.00	30,000.00
Nabran Jute Mills	10,000.00	10,000.00
N.S.Electirc	30,000.00	30,000.00
Bagbad Ddhaka Carpet	10,000.00	10,000.00
National Fan,Dhaka	31,019.68	31,019.68
Monna Traders & Electrical Engg.Works,Sy	30,000.00	30,000.00
Latif Bawhani Jute Mills.	30,000.00	30,000.00
Techno Trade International	27,873.00	27,873.00
Noa Para Jute Mills	30,000.00	30,000.00
R.N.F.Electric Co.Dhaka	30,000.00	30,000.00
Kawoml Jute Mills Ltd.	-	30,000.00
Soudia Electric Co.	30,000.00	30,000.00
Palli Blddut Unnayan Board.Dhaka	30,000.00	30,000.00
Meher Industries (BD) Ltd.	30,000.00	30,000.00
M.S.Electric Co.	30,000.00	30,000.00
Platinam Jubilee Jute Mills Ltd.	30,000.00	30,000.00
National Engg.Works Lktd.	30,308.87	30,308.87
Peoples Jute Mills Ltd.,Khulna	30,000.00	30,000.00
Republic Electric Co.	30,000.00	30,000.00
Adil Textile Lktd.	30,000.00	30,000.00
Belal Electric Co.,Dhaka	30,000.00	30,000.00
Mars Electric Co.	30,000.00	30,000.00
Adamjee Jute Mills Ltd.	30,000.00	30,000.00
Super Electric,Ctg.	30,000.00	30,000.00
Javed Electric Store	30,000.00	30,000.00
Binimoy Electric ,Ctg.	30,000.00	30,000.00
Xen.C.E.R.S.Tongee	30,000.00	30,000.00
Payer Electric	30,000.00	30,000.00
Alkfa Metal Industries	30,000.00	30,000.00
Khan Elin Corporation	30,000.00	30,000.00
Chittagong Industries Ltd.	30,000.00	30,000.00
The Cresent Jute Mills Ltd.	30,000.00	30,000.00
Alanur Electric	30,000.00	30,000.00
A.E.G.Engg.	30,000.00	30,000.00
Impac Engg.	30,000.00	30,000.00
Janata Jute Mills	30,000.00	30,000.00
Enerjee Pac Dhaka	30,000.00	30,000.00
Bengla Telecommunications & Electric	30,000.00	30,000.00
Miktu Enterprise	30,000.00	30,000.00
Hosen Electric Store	30,000.00	30,000.00
Abul Kaher Condensed Milk	30,000.00	30,000.00
Karim Electric Stored	30,000.00	30,000.00
Padma Textille Mills	30,000.00	30,000.00
Masud Corporation	30,000.00	30,000.00
Power Mat Bangladesh Ltd.	30,000.00	30,000.00
Rajshahi Jute Mills Ltd.	30,000.00	30,000.00
Noman Corpn.	10,000.00	10,000.00
Bagdad Electric Stors	30,000.00	30,000.00



HUDA HOSSAIN & CO.

Chartered Accountants

	Amount in Taka 30.06.23	Amount in Taka 30.06.22
Kohinoor Jute Mills	30,000.00	30,000.00
M/S.Farid Electric	30,000.00	30,000.00
M/S.B.M.Jute Mills	30,000.00	30,000.00
M/S G.M.Enerprise	30,000.00	30,000.00
M/S Basundhara Enterprise	30,000.00	30,000.00
M/S.Karim Jute Spinare	30,000.00	30,000.00
Dhaka Electric Supplies	30,000.00	30,000.00
Multi Power Eng. Dhaka	30,000.00	30,000.00
M/S Crown Sils	30,000.00	30,000.00
Mesuk Electric	30,000.00	30,000.00
Younus One	30,000.00	30,000.00
Akiz Group	30,000.00	30,000.00
Jute Febriks Ltd. Dhaka	30,000.00	30,000.00
Desco Dhaka Bidure Betron Autkody	60,000.00	60,000.00
Navana Electric	30,000.00	30,000.00
Unigroli Home	30,000.00	30,000.00
M/S Pakija Spining Mills	30,000.00	30,000.00
Meli Electric Co.	30,000.00	30,000.00
M/S Shakti Engineering	30,000.00	30,000.00
Adex Corporation,Dhaka	30,000.00	30,000.00
Bangla Electric	30,000.00	30,000.00
Islam Steel Mills Ltd.,Nasirabad,Ctg.	22,722.00	22,722.00
Bangladesh Oxyzen Co.	30,000.00	30,000.00
T.K.Group of Ind.	30,000.00	30,000.00
Rangpur Foundary Ltd.	30,000.00	30,000.00
Baijid Steel Industris Ltd.	30,000.00	30,000.00
Iahsan steel Re-rolling Mills Ltd	30,000.00	30,000.00
Palash Electric Stores	30,000.00	30,000.00
M/s. Vartax Corporation Dhaka	25,000.00	25,000.00
Razia Electrics, Ctg.	30,000.00	30,000.00
New K.B.Electrics, Ctg.	30,000.00	30,000.00
Siraz Cycle Industries, Dhaka	30,000.00	30,000.00
Sultan Enterprise, Narayangonj	30,000.00	30,000.00
Yong Youn Croup, Ctg	30,000.00	30,000.00
Sun Rise Electric,Kustia	30,000.00	30,000.00
Sonergao Enterprise	30,000.00	30,000.00
Sunman Group	30,000.00	30,000.00
Standrad Group	30,000.00	30,000.00
Klipton Apparels Ltd.	30,000.00	30,000.00
Sanowar drink & beverage	30,000.00	30,000.00
A Safa Trading	30,000.00	30,000.00
New Forid Electrics	30,000.00	30,000.00
Ridvi Electrics	30,000.00	30,000.00
Sanji Textile Mills	30,000.00	30,000.00
Usha Jute Spinners	30,000.00	30,000.00
Hira Electrics	30,000.00	30,000.00
Twinkale Corporation	30,000.00	30,000.00
Rosora Spining Mills Ltd	30,000.00	30,000.00
Nasir Glass Industries Ltd	30,000.00	30,000.00



HUDA HOSSAIN & CO.

Chartered Accountants

	Amount in Taka 30.06.23	Amount in Taka 30.06.22
Prime Group of industries	30,000.00	30,000.00
S Alam Group of Company	30,000.00	30,000.00
Barka Power Ltd	30,000.00	30,000.00
Dorine Power	30,000.00	30,000.00
Gwl Dhaka	30,000.00	30,000.00
Sahaji Trading Corporation	30,000.00	30,000.00
Ahsan Enterprise	30,000.00	30,000.00
Mostafa Paper Complex	30,000.00	30,000.00
Nirabhi prakosholi b.b bob comilla	99,909.00	99,909.00
Four H Group .	30,000.00	-
Sahriar Steel Mills Ltd.	30,000.00	-
Asia Composite Mills Ltd.	30,000.00	-
M M Electric	30,000.00	
Noor Electric	30,000.00	
-	3,916,761.30	3,836,761.30



HUDA HOSSAIN & CO.

Chartered Accountants

31.03	Workers profit participation fund (80%)	30.06.2023	30.06.2022
a)	Opening Balance	24,040.10	2,221,425.08
	Add: Provision during the year	58,472.80	
	Realised from Salary & Wages	-	28,500.00
	Total Fund	82,512.90	2,249,925.08
	Less: Paid to WPPF Trust	-	2,225,884.98
	Closing Balance	82,512.90	24,040.10
	Workers Welfare fund (10%)		
b)	Opening Balance	-	259,897.02
	Add: Provision during the year	7,309.10	
		7,309.10	259,897.02
	Less: Paid	-	259,897.02
	Closing Balance	7,309.10	-
	Workers profit participation fund Bangladesh Sromic Kalyan Foundation(10%)		
c)	Opening Balance	1,609,737.82	1,609,737.82
	Add: Provision during the year	7,309.10	-
		1,617,046.92	1,609,737.82
	Less: Paid		
	Closing Balance	1,617,046.92	1,609,737.82
a)	Workers Profit Participation fund(80%)	82,512.90	24,040.10
b)	Workers Welfare fund(10%)	7,309.10	-
c)	Bangladesh Sromic Kolyan Foundation(10%)	1,617,046.92	1,609,737.82
		1,706,868.92	1,633,777.92



HUDA HOSSAIN & CO.

Chartered Accountants

DETAILS OF TRADE DEBTORS ARE AS FOLLOWS 30.06.2023

13.00

CHATTOGRAM			2022-2023	2021-2022
SL No	Name of the Party		Taka	Taka
1	M/S	BOC Bangladesh	2,095.14	2,095.14
2	M/S	Chief controler of store bd. Railway, Ctg.	9,982.54	9,982.54
3	M/S	Chief controler of store bd. Railway, Rajshahi	42,891.74	42,891.74
4	M/S	Cap. Bangladesh Navy	208,622.29	208,622.29
5	M/S	Exe. Eng. Sales & Distribution Dep.(3), Comilla	3,319,155.70	2,396,275.70
6	M/S	Rajshahi Jute Mills Ltd.	402.82	402.82
7	M/S	BSC Marine & Grain	0.19	0.19
8	M/S	Estart Rifinary	8,418.98	8,418.98
9	M/S	G E M Co.	584,185.32	559,687.32
10	M/S	B S R M	265,987.43	261,327.87
11	M/S	R R Jute Mills Ltd	462.93	462.93
12	M/S	Cosmopoliton Electric	3,213.12	3,213.12
13	M/S	Electro venture Ltd.	50,360.32	50,360.32
14	M/S	Ex. Eng. PDB Shylet-1	108,667.09	108,667.09
15	M/S	Setabgonj Sugar Mills	149.00	149.00
16	M/S	Progoti Industries Ltd.	0.35	0.35
17	M/S	T K Group	16,056.06	9,236.15
18	M/S	Young One Group	342,836.95	300,261.95
19	M/S	Sunman Group	109,213.16	109,213.16
20	M/S	Chattogram PBS-1	-	115,487.14
21	M/S	S Alam cold & Rold	4,715.69	4,715.69
22	M/S	S Alam still mills	339,807.95	2,617.95
23	M/S	S Alam bag manu.	4,081.82	4,081.82
24	M/S	M M Jute Mills Ltd	636.42	636.42
25	M/S	Diownditi Company Ltd	518.54	518.54
26	M/S	Exe.Eng.Shikalbaha.Ctg	82.98	82.98
27	M/S	Binimoy Electric	350.65	350.65
28	M/S	Clifton Group	-	3.40
29	M/S	Baized Group	8,858.55	18,570.25
30	M/S	Payer Electrics	35.29	35.29
31	M/S	Sanouara Group	3,232.91	2,244.91
32	M/S	Bagdad Electric	329.69	329.69
33	M/S	Gul Ahmed Jute Mills Ltd	1,458.65	1,458.65
34	M/S	Noakhali PBS	-	65,207.57
35	M/S	Pacifiq Jeans Ltd	242,725.93	227,344.93
36	M/S	Pacifiq Jeans-2000 Ltd	326,105.87	140,311.87
			6,005,642.07	4,655,266.41



HUDA HOSSAIN & CO.

Chartered Accountants

DETAILS OF TRADE DEBTORS ARE AS FOLLOWS 30.06.2023

CHATTOGRAM			2022-2023	2021-2022
SL No	Name of the Party		Taka	Taka
37	M/S	Universel Jeans Ltd	191,470.79	137,534.79
38	M/S	Pacifiq Execesise/NHT	183,578.00	57,506.11
39	M/S	Well Group	97,562.06	100,432.78
40	M/S	Mostafa Group	15,899.20	641.20
41	M/S	Dorin Power	55.41	55.41
42	M/S	New K B K Electric	9,811.67	443.67
43	M/S	Feni P B S	95.57	95.57
44	M/S	Chandpur PBS-1	572.32	572.32
45	M/S	Chittagong Power Station,BUBO,Rawjan	7,666.57	7,666.57
46	M/S	S A Group	30,059.68	30,059.68
47	M/S	Nahar Poltry,Mirsory	2,990.78	2,990.78
48	M/S	Yunusco Group	6.00	5.00
49	M/S	Jamuna Fertilizer	352.07	12,151.07
50	M/S	Dap Fertilizer	-	83.00
51	M/S	Usmania Glass Factory	118.47	118.47
52	M/S	Baraka Power	50,199.74	56,044.74
53	M/S	Section Seven Apperles	2,530.18	1,460.18
54	M/S	H K D outdoor	1.04	1.04
55	M/S	Exe.Eng.Monsuradad.Ctg	8,915,659.04	855,190.04
56	M/S	Four H Group	23,500.14	63,407.14
57	M/S	K D S Group	149,322.00	297,184.00
58	M/S	Super Electric	226.68	226.68
59	M/S	Pahartoli Textile Mills	13,531.01	2.01
60	M/S	Fencugong,PDB,Sylet	38,332.36	38,332.36
61	M/S	D P D C	195,752.00	-
62	M/S	Eastern Cables Ltd	41,684,209.00	-
63	M/S	P H P Nof	931.00	-
64	M/S	Bismillah Trading	130.00	-
65	M/S	Neval Stores Dipo	920,476.00	-
66	M/S	Jenson & Nicolson	553,306.20	-
67	M/S	Exe.Eng.Borendro.Rajshahi	40.00	-
68	M/S	Exe. Eng. Rowjan	28,156.62	-
69	M/S	N Mohammad Group	2,146.00	-
70	M/S	C E R S,Tongi	1,499,883.00	-
			54,618,570.60	1,662,204.61
		CHATTOGRAM TOTAL	60,624,212.67	6,317,471.02

DETAILS OF TRADE DEBTORS ARE AS FOLLOWS 30.06.2023

CHATTOGRAM, Nandankan			2022-2023	2021-2022
SL No	Name of the Party		Taka	Taka
1	M/S	Payer Electrics	2.70	2.70
2	M/S	Cosmopoliton Electric	804.32	88,985.32
3	M/S	Samuda Container	0.88	0.88
4	M/S	Supar Electric	-	15,499.32
5	M/S	Section Seven Apearles	2,058.20	81,404.20
6	M/S	G E M Co.	0.35	0.35
7	M/S	Palash Electric	1.53	0.53
8	M/S	T K Group	1.69	1.69
9	M/S	Baizid Group	18.00	636.00
		CHATTOGRAM,NANDANKAN TOTAL	2,887.67	186,530.99

HUDA HOSSAIN & CO.

Chartered Accountants

DETAILS OF TRADE DEBTORS ARE AS FOLLOWS 30.06.2023

		DHAKA, TEJGONG	2022-2023	2021-2022
SL No		Name of the Party	Taka	Taka
1	M/S	AMECA, NESCO, Bagura	2,905,743.00	150,831.00
2	M/S	Dhaka PBS-1	0.50	0.50
3	M/S	Basundhara Group	91,914.90	107,677.90
4	M/S	Akig Group	4,862.25	211.25
5	M/S	ZRS, Tongi, Gazipur	3,498,308.00	513,714.72
6	M/S	Badar Spinig Mills Ltd	42.00	40.00
7	M/S	Ridisha /P A Neet	0.40	0.40
8	M/S	Sunamgong PBS	0.28	0.28
9	M/S	Uta Group	1.00	1.00
10	M/S	Shefard BD Ltd	40,185.65	33,013.65
11	M/S	South China (Goldtax)	12,293.00	12,293.00
12	M/S	Nasir Group	5,085.00	5,085.00
13	M/S	Energy Pack power	38,799.75	32,644.75
14	M/S	Sister Denim Composite	-	4,173.00
15	M/S	Aduri Neet Composite	-	1,795.00
16	M/S	Nesco, PDB, Rajshahi	980,486.00	32,859.00
17	M/S	AMECA, NESCO, Dinajpur	-	1,084,821.00
18	M/S	Tharmex Group	-	67,437.00
19	M/S	OJOPADIKO, AMECA, Jessor	1.20	-
20	M/S	Asugong Power Station	1.00	-
21	M/S	Section Seven Apearles	5,101.81	-
		Tejgong Total	7,582,825.74	2,046,598.45

Page-53



HUDA HOSSAIN & CO.

Chartered Accountants

DETAILS OF TRADE DEBTORS ARE AS FOLLOWS 30.06.2023

		DHAKA, BAITUL MOKARRAM	2022-2023	2021-2022
SL No		Name of the Party	Taka	Taka
1	M/S	N S Electric Stores	134,964.55	134,964.55
2	M/S	Masud corporation Ltd.	262,778.10	262,778.10
3	M/S	Adamjee Jute Mills Ltd.	123,874.64	123,874.64
4	M/S	Janata Jute Mills Ltd.	392.58	8,301.58
5	M/S	Korim Jute Mills Ltd	13,586.30	13,610.30
6	M/S	Pakija Cotton Spinning Mills	542.52	542.52
7	M/S	Basudhara Group	48,806.69	46,631.69
8	M/S	Latif Bowani Jute Mills Ltd	172,891.71	172,891.71
9	M/S	Asugong Fertilizer	2,397.01	41,871.01
10	M/S	Akij Group	5,421.84	-
11	M/S	Setabgong Sugar Mills Ltd	2,232.36	2,232.36
12	M/S	Nator Sugar Mills	1,151.23	1,151.23
13	M/S	Nishat Jute Mills Ltd.	66,585.54	66,585.54
14	M/S	U M C Jute Mills	148.08	148.08
15	M/S	Nobaron Jute Mills Ltd.	35,231.70	35,231.70
16	M/S	Alim Jute Mills Ltd.	88,249.32	88,249.32
17	M/S	Fouji chot mills	18,773.03	18,773.03
18	M/S	Dinajpur Textile Mills	1,162.07	1,162.07
19	M/S	ZRS & CERS, tongi	371,796.86	371,796.86
20	M/S	ZRS, Tongi	3,656,561.89	3,656,561.89
21	M/S	ZRS, Bagura	143,676.73	143,676.73
22	M/S	ZRS, Rajshahi	0.89	0.89
23	M/S	Ameca, Dinajpur	1,196,849.66	1,196,849.66
24	M/S	Impac Eng.	2,778.93	2,778.93
25	M/S	Shakti Eng.	327.66	327.66
26	M/S	B S Jute Spinners	58.38	58.38
27	M/S	Multi Power Eng.	2,791.95	2,791.95
28	M/S	Alanur Electrics	-	2,328.38
29	M/S	T K Group	9,300.13	9,300.13
30	M/S	210, Megawat, Siddirgong, Narayangong	8,358.03	90,903.03
31	M/S	South China (Goldtax)	5,409.89	5,409.89
32	M/S	Chatok Cement	12,633.91	12,633.91
33	M/S	Nasir Group	50,913.04	10,507.04
34	M/S	Palli Biddutayon Board	3,627,580.99	3,627,580.99
35	M/S	Uta Group	4,106.77	19,847.77
36	M/S	Jabed Electric	600.59	565.59
37	M/S	Noman Group	179,534.30	1,505,712.30
38	M/S	Walton Group	4,554.00	18,343.00
39	M/S	Shahariar Steel Mills Ltd	1,990.82	3,242.82
			10,259,014.69	11,700,217.23



HUDA HOSSAIN & CO.

Chartered Accountants

DETAILS OF TRADE DEBTORS ARE AS FOLLOWS 30.06.2023

		DHAKA, BAITUL MOKARRAM	2022-2023	2021-2022
SL No		Name of the Party	Taka	Taka
40	M/S	Mobarakgong Sugar Mills	4.08	4.08
41	M/S	Dhaka PBS-3	89,994.00	89,994.00
42	M/S	Zinaidaha PBS	89,784.00	89,784.00
43	M/S	Bagura PBS-1	34,346.00	34,346.00
44	M/S	Habigong PBS	119,928.00	119,928.00
45	M/S	Sunamgong PBS	84,600.00	84,600.00
46	M/S	Sirajgong PBS-2	114,997.00	114,997.00
47	M/S	Manikgong PBS	116,830.00	116,830.00
48	M/S	Madaripur PBS	86,349.00	86,349.00
49	M/S	Nesco Ltd, Rajshahi	17,267.00	17,267.00
50	M/S	Gopalgong PBS	119,198.00	119,198.00
51	M/S	Westzone Power Ko	4,288.00	-
52	M/S	Energy Group	8,351.00	-
53	M/S	Gazi Group	2.00	-
54	M/S	Fariha Netrex Ltd	5,283.23	-
			891,221.31	873,297.08
		Dhaka Total	11,150,236.00	12,573,514.31
		Chattogram Total	60,624,212.67	6,317,471.02
		Nandankanon Total	2,887.67	186,530.99
		Mymensing Total	-	-
		Tejgong Total	7,582,825.74	2,046,598.45
		Grand Total (Dhaka +Chi+Nan+Mym+Tegong)	79,360,162.08	21,124,114.77



HUDA HOSSAIN & CO.

Chartered Accountants

33.00 Net Sales:

SEC Wire
HDB Copper Wire
Bare Copper Wire

Less: VAT:

SEC Wire
HDB Copper Wire
Bare Copper Wire

Sales Value(With Discount)

Less: Commission

SEC Wire
HDB Copper Wire
Bare Copper Wire

Net Sales Value

SEC Wire
Bare Copper Wire
Bare Copper Wire Anilined

34.00 Cost of Goods Sold:

Raw-Material Consumed
Fuel & Lubricant
Packaging Materials
Wages & Salary(Factory)
Electricity,Power,Water & Gas
Factory Expenses(Others)
Repair & Maintenance
Insurance
Depreciation
Other Materials
Total Factory Expenses:
Less:Scrap

Add:Opening Stock of Work in Process
Less:Closing Stock of Work in Process

Total Production Cost

Add:Opening Stock of Finished Goods
Less:Closing Stock of Finished Goods

Total Cost of Sales:

	TAKA As on 30.06.2023	TAKA As on 30.06.2022
33.00 Net Sales:	249,308,218.00	113,831,713.43
SEC Wire	215,815,599.00	136,468,869.94
HDB Copper Wire	68,036,500.00	1,625,606.33
Bare Copper Wire	19,304,752.00	5,119,311.50
	303,156,851.00	143,213,787.77
Less: VAT:	37,396,399.00	17,842,872.61
SEC Wire	26,591,631.00	17,399,891.14
HDB Copper Wire	8,473,460.00	211,829.97
Bare Copper Wire	2,331,308.00	231,151.50
Sales Value(With Discount)	211,911,819.00	95,988,840.82
Less: Commission	16,452,234.00	11,539,201.73
SEC Wire	12,092,614.00	10,707,871.13
HDB Copper Wire	3,033,739.00	35,636.60
Bare Copper Wire	1,325,881.00	795,694.00
Net Sales Value	249,308,218.00	113,831,713.43
SEC Wire	177,131,354.00	108,361,107.67
Bare Copper Wire	56,529,301.00	1,378,139.76
Bare Copper Wire Anilined	15,647,563.00	4,092,466.00
34.00 Cost of Goods Sold:	229,274,591.75	101,686,948.81
Raw-Material Consumed	156,396,397.32	140,736,189.20
Fuel & Lubricant	149,880.65	161,974.00
Packaging Materials	74,723.23	937,040.41
Wages & Salary(Factory)	26,941,190.20	34,780,353.25
Electricity,Power,Water & Gas	4,386,589.00	7,623,944.00
Factory Expenses(Others)	9,664,342.00	8,540,747.00
Repair & Maintenance	595,003.50	1,621,482.43
Insurance	449,884.00	561,797.00
Depreciation	4,956,710.96	5,248,506.07
Other Materials	74,509.00	302,369.00
Total Factory Expenses:	203,689,229.86	200,514,402.36
Less:Scrap	5,412,200.00	1,717,400.00
	198,277,029.86	198,797,002.36
Add:Opening Stock of Work in Process	10,517,320.00	12,548,000.00
Less:Closing Stock of Work in Process	29,077,196.82	10,517,320.00
	(18,559,876.82)	2,030,680.00
Total Production Cost	179,717,153.04	200,827,682.36
Add:Opening Stock of Finished Goods	191,474,253.55	92,333,520.00
Less:Closing Stock of Finished Goods	141,916,814.83	191,474,253.55
	49,557,438.72	(99,140,733.55)
Total Cost of Sales:	229,274,591.75	101,686,948.81



HUDA HOSSAIN & CO.

Chartered Accountants

34.01 Raw Material Consumed

Opening Stock

Copper Wire

Varnish

Add:Purchase During the year

Copper Wire

Varnish

Total Purchase

Scrap return from Floor(Recoverable)

Total collection

Total Stock

Less:Transferred to Production

Copper Wire

Varnish

Raw Material Consumed

Closing Stock

Copper Wire

Varnish

Total

34.02 Packing Materials:

Opening Stock:

Bobin

Other Materials

Add:Purchase During the year

Bobin

Other Materials

Total

Less:Issued During the year :-

Bobin

Other Materials

Consumption during the year

Bobin Processing

Closing Stock

Bobin

Other Materials

As on 30.06.23	As on 30.06.22	TAKA As on 30.06.23	TAKA As on 30.06.22
157.600	146.400	156,396,397.32	140,736,189.20
Qty.(M.Ton)	Qty.(M.Ton)		
150.000	100.000	151,376,635.69	99,200,604.01
39.200	23.600	26,721,525.12	13,579,827.55
189.200	123.600	178,098,160.81	112,780,431.560
-	180.000	-	183,381,532.14
-	32.000	-	22,672,386.31
-	212.000	-	206,053,918.45
-	-	-	-
-	212.000	-	206,053,918.450
189.200	335.600	178,098,160.810	318,834,350.010
150.000	130.000	151,376,635.69	131,205,500.46
7.600	16.400	5,019,761.63	9,530,688.74
157.600	146.400	156,396,397.32	140,736,189.20
-	150.00	-	151,376,635.69
31.600	39.20	21,701,763.49	26,721,525.12
31.600	189.200	21,701,763.49	178,098,160.81

15,823	11,166	364,015.73	448,581.05
-	-	1,816,446.33	2,600,435.33
15,823	11,166	2,180,462.06	3,049,016.38

-	13,793	-	789,250.09
-	-	22,469.00	5,896.00
-	13,793	22,469.00	795,146.09
15,823	24,959	2,202,931.06	3,844,162.47

508	9,136	26,155.23	873,815.41
-	-	48,568.00	63,225.00
508	9,136	74,723.23	937,040.41
		1,744,348.67	726,660.00
15,315	15,823	383,859.16	2,180,462.06
15,315	15,823	337,860.50	364,015.73
-	-	45,998.66	1,816,446.33



HUDA HOSSAIN & CO.

Chartered Accountants

MAJ 34.03 Salary & Wages(Factory):

	Worker Taka	Staff Taka	Officer Taka	TAKA As on 30.06.23	TAKA As on 30.06.22
Basic Salary	6,831,949.00	3,459,349.80	3,498,120.00	26,941,190.20	34,780,353.25
Over-Time		-		13,789,418.80	15,618,461.00
House-rent	3,448,246.00	1,609,908.00	1,537,824.00	-	328,337.00
Medical Allowance	692,829.00	234,000.00	180,000.00	6,595,978.00	7,392,170.00
Conveyance Allowance	91,577.00	15,458.00		1,106,829.00	1,266,871.00
Shift Allowance	88,791.00	1,692.00		107,035.00	148,767.00
Washing Allowance	45,789.00	2,382.40		90,483.00	155,803.00
Festival Bonus	1,208,382.00	1,280,068.00	1,123,606.00	48,171.40	62,984.00
Production Bonus(Incentive)	-	-	-	3,612,056.00	3,995,006.00
Leave-Pay & Gratuity	-	-	-	-	-
Provident Fund	665,270.00	157,746.00	55,476.00	-	4,252,828.25
Recreation Leave Allowance	-	299,520.00	118,840.00	878,492.00	1,115,044.00
Rotating Allowance	39,000.00			416,360.00	30,580.00
Eductional Exp.	132,167.00	73,000.00	9,000.00	39,000.00	58,500.00
Risk Allowance	43,200.00			214,167.00	268,354.00
Charge Allowance			-	43,200.00	64,800.00
				-	21,850.00
	13,287,200.00	7,133,124.20	6,520,866.00	26,941,190.20	34,780,353.25



HUDA HOSSAIN & CO.

Chartered Accountants

34.04 Electricity, Power, Water & Gas:

TAKA As on 30.06.2023	TAKA As on 30.06.2022
4,386,589.00	7,623,944.00
4,254,347.00	7,488,303.00
15,924.00	37,786.00
116,318.00	97,855.00
4,386,589.00	7,623,944.00

34.05 Factory Expenses (Others):

9,664,342.00	8,540,746.00
839,022.00	921,655.00
45,000.00	79,310.00
15,185.00	36,020.00
144,844.00	159,960.00
398,943.00	322,134.00
141,539.00	97,543.00
72,011.00	142,071.00
-	600.00
224,412.00	309,654.00
156,906.00	107,125.00
2,376.00	2,300.00
5,860.00	6,100.00
12,945.00	19,305.00
170,359.00	35,063.00
758,340.00	560,098.00
-	20,000.00
308,474.00	333,883.00
6,140,085.00	5,170,664.00
158,021.00	166,621.00
70,020.00	50,640.00
9,664,342.00	8,540,746.00

34.06 Repair & Maintenance:

595,003.50	1,621,482.43
27,765.00	606,541.00
253,697.86	589,204.55
6,940.00	15,100.00
247,916.64	301,429.13
51,245.00	25,199.75
7,439.00	20,600.00
-	63,408.00
595,003.50	1,621,482.43



HUDA HOSSAIN & CO.

Chartered Accountants

35.00 Administrative Expenses:

35.01

TAKA As on 30.06.23	TAKA As on 30.06.22
22,662,653.16	26,710,953.91
15,630,769.16	18,465,163.75
488,432.00	554,425.00
108,170.00	18,139.00
303,549.00	-
49,057.00	87,478.00
69,583.00	57,798.00
227,718.00	112,147.00
6,860.00	17,835.00
145,696.00	200,506.91
298,476.00	313,349.00
66,532.00	7,620.00
147,628.00	198,052.00
33,645.00	13,093.00
7,274.00	5,980.00
155,254.00	124,067.00
28,710.00	-
22,852.00	2,050.00
497,690.00	394,197.00
1,266,705.00	1,802,047.00
8,440.00	2,195.00
1,100,000.00	2,500,000.00
94,364.00	63,736.00
64,629.00	127,172.00
216,999.00	246,347.00
155,300.00	11,360.00
109,625.00	16,500.00
871,249.00	1,033,997.25
89,562.00	12,931.00
397,885.00	322,768.00
22,662,653.16	26,710,953.91



HUDA HOSSAIN & CO.

Chartered Accountants

35.01 Salary & Allowance(Admn.):

	TAKA		TAKA	
	Staff Taka	Officer Taka	As on 30.06.23	As on 30.06.22
Basic Salary	4,698,418.00	4,129,795.00	8,828,213.00	8,366,770.00
House-rent	2,302,577.00	1,702,258.00	4,004,835.00	3,856,934.00
Medical Allowance	479,875.00	123,659.00	603,534.00	617,815.00
Conveyance Allowance	69,840.00	2,600.00	72,440.00	97,600.00
Charge Allowance	6,000.00	25,615.00	31,615.00	5,043.00
Washing Allowance	7,044.16	-	7,044.16	23,735.00
Festival Bonus	397,470.00	289,920.00	687,390.00	2,193,698.00
Incentive Bonus	-	-	-	-
Leave-Pay & Gratuity	-	-	-	2,446,982.75
Provident Fund	456,942.00	16,562.00	473,504.00	452,843.00
Recreation Leave Allowance	158,750.00	145,500.00	304,250.00	192,600.00
Shift Allowance	6,605.00	-	6,605.00	5,810.00
Educational Exp.	166,693.00	48,005.00	214,698.00	205,333.00
Overtime Allowance	396,641.00	-	396,641.00	-
	9,146,855.16	6,483,914.00	15,630,769.16	18,465,163.75

36.00 Audit Fee: External Audit Fee

TAKA	TAKA
As on 30.06.2023	As on 30.06.2022
55,200.00	24,200.00
55,200.00	24,200.00
55,200.00	24,200.00

37.00 Legal Expenses:

2,000.00	34,050.00
----------	-----------

38.00 Selling Expenses:

38.01

Salary & Allowance

Group Insurance

Canteen Subsidy

Printing & Stationery

Uniform

Entertainment

Conveyance

Telephone

Medical Expenses

Advertisement

Travelling Expenses

News Paper

Washing

Sales Promotion

Insurance-Lory Risk

Carriage Outward

Sales Centre

Sales Centre House Rent

Postage

Local Training

Honurium of Tender Evaluation

11,232,474.25	14,162,796.48
5,380,444.00	10,050,258.00
49,058.00	58,320.00
296,875.00	388,045.00
106,507.00	89,656.00
55,394.00	109,563.00
271,057.00	153,872.00
18,530.00	11,635.00
3,316.00	3,000.00
4,136.00	10,579.48
829,274.00	688,639.00
421,595.00	86,356.00
2,997.00	2,300.00
1,240.00	1,170.00
1,071,208.00	382,065.00
56,102.00	169,973.00
148,518.00	252,564.00
819,673.25	281,732.00
1,620,540.00	1,390,990.00
21,930.00	19,129.00
-	12,950.00
54,080.00	-
11,232,474.25	14,162,796.48



HUDA HOSSAIN & CO.

Chartered Accountants

38.01 Salary & Allowance (Selling):

			TAKA As on 30.06.2023	TAKA As on 30.06.2022
	Staff Taka	Officer Taka	5,380,444.00	10,050,258.00
Basic Salary	1,626,778.00	1,429,290.00	3,056,068.00	4,743,716.00
House-rent	780,876.00	707,708.00	1,488,584.00	2,203,710.00
Medical Allowance	139,935.00	64,255.00	204,190.00	256,590.00
Conveyance Allowance	25,200.00	3,000.00	28,200.00	21,600.00
Festival Bonus	131,690.00	222,016.00	353,706.00	1,165,222.00
Incentive Bonus	-	-	-	-
Recreation Leave Allowance	-	83,410.00	83,410.00	39,740.00
Leave-Pay & Gratuity	-	-	-	1,447,348.00
Provident Fund	102,648.00	29,820.00	132,468.00	123,711.00
Washing Allowance	2,400.00	-	2,400.00	3,525.00
Educational Expenses.	18,000.00	13,418.00	31,418.00	40,096.00
Charge Allowance	-	-	-	5,000.00
	2,827,527.00	2,552,917.00	5,380,444.00	10,050,258.00

39.00 Financial Expenses:

Interest of Head Office Current A/C
Bank Charge
Bank Interest

TAKA As on 30.06.23	TAKA As on 30.06.2022
295,237.63	2,587,772.12
-	287,400.00
295,237.63	873,162.26
-	1,427,209.86
295,237.63	2,587,772.12

40.00 Other Income:

Drum Sale/Scrap sale
Sale of Tender Form
Fine
Bank Interest
Miscellaneous

15,851,635.42	26,966,590.70
-	2,880,000.00
174,000.00	59,700.00
-	600.00
10,418,716.42	24,007,920.70
5,258,919.00	18,370.00
15,851,635.42	26,966,590.70

41.00 Retained Earnings:

Opening Balance
Add: Net Profit After Tax (From Comprehensive Income)
Less: Profit Transferred to Head Office

620,043,201.60	619,056,472.00
619,056,472.00	624,653,892.00
986,729.60	(5,597,420.00)
-	-
620,043,201.60	619,056,472.00

42.00 Earnings per Share:

Net Profit after Tax
No. of Ordinary Shares Outstanding

986,730	(5,597,420)
125,000	125,000

Earning per Share

7.89	-44.78
------	--------



HUDA HOSSAIN & CO.

Chartered Accountants

GAZI WIRES LIMITED, CHANDGOAN, CHITTAGONG

Budgetary Control Report
for the year ended 30 June, 2023

Particulars	2022-2023	2022-2023	2022-2023	Remarks
	Budgeted	Actual	Difference = (Actual-Budgeted)	
Sales	1,060,000,000	303,156,851	(756,843,149)	UF
Less:			-	
Value Added Tax	138,527,000	37,396,399	(101,130,601)	UF
Commission and Discount	8,000,000	16,452,234	8,452,234	UF
Net Sales	913,473,000	249,308,218	(664,164,782)	UF
Other Income	12,100,000	15,851,635	3,751,635	F
A. Total Income	925,573,000	265,159,853	(660,413,147)	
Variable Cost:			-	
Raw Materials	649,170,000	156,396,397	(492,773,603)	UF
Packing Materials	6,500,000	74,723	(6,425,277)	UF
Other Materials	1,000,000	74,509	(925,491)	UF
Fuel and Lubricant	1,000,000	149,880	(850,120)	F
Electricity	14,000,000	4,254,347	(9,745,653)	F
Water	100,000	15,924	(84,076)	F
Gas	150,000	116,318	(33,682)	F
B. Total Variable Cost :	671,920,000	161,082,098	(510,837,902)	
Fixed Cost:			-	
Salary and Allowance (Factory):			-	
Officer Basic Payment	3,300,000	3,498,120	198,120	UF
Staff Basic Payment	6,500,000	3,459,350	(3,040,650)	F
Worker Basic Payment	7,200,000	6,831,949	(368,051)	F
Other Allowance:			-	F
Officer	3,000,000	3,022,746	22,746	UF
Staff	6,500,000	3,673,774	(2,826,226)	F
Worker	8,500,000	6,455,251	(2,044,749)	F
Over-time (Staff)				
Contractual Wages	6,000,000	6,140,085	140,085	UF
Repair & Maintenance (Factory)	1,800,000	595,004	(1,204,996)	F
Insurance	700,000	471,383	(228,617)	F
Other Factory Expenses	5,682,000	3,551,257	(2,130,743)	F
Depreciation	8,000,000	4,956,711	(3,043,289)	F
Salary and Allowance (Admin):			-	
Officer Basic Payment	4,200,000	4,129,795	(70,205)	F
Staff Basic Payment	5,200,000	4,698,418	(501,582)	F
Other Allowance:			-	
Officer	3,600,000	2,354,119	(1,245,881)	F
Staff	5,800,000	4,448,437	(1,351,563)	F
Over-time (Staff)	300,000	396,641	96,641	UF
Repair & Maintenance (Admin)	450,000	108,170	(341,830)	F
Other Administrative Expenses	7,440,000	6,087,714	(1,352,286)	F
Head Office Expenses	2,500,000	1,100,000	(1,400,000)	F
Corporate Research & Development Exp.	100,000		(100,000)	F
Possibility Research Exp.	300,000		(300,000)	F
Bank Charges & Commission	500,000	295,238	(204,762)	UF
Interest on Loan:			-	
Loan From Financial Institution	1,500,000	-	(1,500,000)	F



HUDA HOSSAIN & CO.

Chartered Accountants

GAZI WIRES LIMITED, CHANDGOAN, CHITTAGONG

Budgetary Control Report For the year ended 30 June, 2022

Particulars	2022-2023	2022-2023	2022-2023	Remarks
	Budgeted	Actual	Difference = (Actual-Budgeted)	
Selling Expenses:				
Officer Basic Salary	3,200,000	1,429,290	(1,770,710)	F
Staff Basic Salary	2,500,000	1,626,778	(873,222)	F
Other Allowance:				
Officer	3,000,000	1,123,627	(1,876,373)	F
Staff	2,300,000	1,200,749	(1,099,251)	F
Repair & Maintenance (Selling)	20,000		(20,000)	F
Other Selling Expenses	8,615,000	5,588,030	(3,026,970)	F
C. Total Fixed Cost:	108,707,000	77,242,636	(31,464,364)	
D. Total Cost(B+C):	780,627,000	238,324,734	(542,302,266)	
Opening Inventory:				
Work -in Progress	13,000,000	10,517,320	(2,482,680)	F
Finished Goods	80,000,000	191,474,254	111,474,254	F
Scrap Stock	5,000,000	325,200	(4,674,800)	F
E. Total	98,000,000	202,316,774	104,316,774	F
Closing Inventory:				
Work -in Progress	9,200,000	29,077,197	19,877,197	F
Finished Goods	90,700,000	141,916,815	51,216,815	F
Scrap Stock	4,800,000.00	10,977,340	6,177,340	F
F. Total	104,700,000	181,971,352	77,271,352	
G. Change In Inventory(E-F)	(6,700,000)	20,345,422	27,045,422	
H. Total Costs to Sale (D+G)	773,927,000	258,670,156	(515,256,844)	
I. Add: Scrap Sales				
J. Profit (A-H+I)	151,646,000	6,489,697	(145,156,303)	
K. WPPF (5% of Profit)	7,582,300	324,485	(7,257,815)	
L. Net Profit(J-K)	144,063,700	6,165,212	(137,898,488)	
Income Tax(35% of Net Profit)	50,422,295	2,157,824	(48,264,471)	


Head Of Accounts


Head of Enterprise

