

Private & Confidential

Auditor's Report

EASTERN TUBES LIMITED

For the year ended on 30th June, 2024

Member firm of



PRINCIPAL OFFICE

Gulfesha Plaza (10th Floor)
Unit # B & C
Shahid Sangbadik Selina Parvin Road
Joro Moghbazar, Dhaka-1217
+880-2-48312349
jsi.esk@gmail.com
ahman@qsibd.com

UTTARA BRANCH

26, ABC Skyrise Tower (6th Floor)
6B Unit, Shahjalal Avenue Road.
Sector-04, Uttara, Dhaka-1230
+8801717 322693
biplap@qsibd.com
www.qsibd.com

PALTAN BRANCH UNIT-1

Paramount Heights (Level-5)
65/2/1, Box Culvert Road,
Purana Paltan, Dhaka-1000.
+88 02 223384883
tariqul@qsibd.com
islamqshafique@gmail.com

PALTAN BRANCH UNIT-2

Paramount Heights (Level-9)
65/2/1, Box Culvert Road,
Purana Paltan, Dhaka-1000.
+8801819 252604
nasser@qsibd.com
nasirhfc1986@gmail.com

CONTENTS

Serial No.	Particulars	Page No.
01	Auditor's Report	I-IV
02	Statement of Financial Position	01
03	Statement of Profit or Loss and Other Comprehensive Income	02
04	Statement of Changes in Equity	03
05	Statement of Cash Flows	04
06	Notes to the Financial Statements	05-22
07	Schedule of Property, Plant & Equipment (Annexure-A)	23-26
08	Schedule of Advance Against Income Tax (Annexure-B)	27
09	Schedule of Cost of Goods Sale (Annexure-C)	28-29
10	Schedule of Security Deposit (Annexure-D)	30-33
11	Schedule of ADP Loan (Annexure-E)	34
12	Schedule of Advance Pre Payments & Deposits (CR. Balance) (Annexure-F)	35-36
13	Schedule of Closing Stock in Quantity	37-38
14	Statement of Changing working Capital	39
15	Statement of BUDGET VARIANCE	40-41
16	Payment to Government	42
17	Ratio Analysis	43-44



INDEPENDENT AUDITOR'S REPORT
Of
Eastern Tubes Limited

Report on the Audit of the Financial Statements

Qualified Opinion

We have audited the financial statements of Eastern Tubes Limited which comprise the Statement of Financial Position as at June 30, 2024 and Statement of Profit or Loss and Other Comprehensive Income, Statement of Changes in Equity and Statement of Cash Flows for the year then ended June 30, 2024, and notes to the financial statements, including a summary of significant accounting policies and other explanatory information.

In our opinion, except for the effects of the matter described in the Basis for Qualified Opinion section of our report, the accompanying financial statements present fairly, in all material respects, the financial position of the Company as at June 30, 2024 and its financial performance and its cash flows for the year then ended June 30, 2024 in accordance with International Financial Reporting Standards (IFRSs).

Basis for Qualified Opinion

1. We draw attention to note no. 10.00 in the Statement of Financial Position where "Trade and others Debtors" shown amount Tk. 32,500,452 as at June 30, 2024. In which, amount Tk 3,208,653 is being carry forwarded since past several years but the management of the company did not write-off or make any provision against the uncollectable receivable amount according to the IFRS-9 Para-5.5.1 & 5.5.9. Moreover, the management of the company didn't disclose Receivable Ageing Schedule in the financial statement which is noncompliance of IFRS 18. Also, we have sent balance confirmation letter to the receivable parties but no feedback received till to our reporting date.
2. We draw attention to note no. 21.00 in the Statement of Financial Position where "Creditors for Goods Supply" shown amount Tk. 1,599,481 as at June 30, 2024. We didn't find detailed address of those parties to send balance confirmation letter.
3. As referred note no. 7.00 in the Statement of Financial Position where "BSEC Current Account (Gratuity Fund)" shown amount Tk. 103,012,141. We could not confirm this balance through third party confirmation letter. Even we could not confirm the efficiency of this balance.
4. We draw attention to note no. 4.00 in the Statement of Financial Position where "Pre-Liberation Assets" shown amount Tk. 58,795. But the management of the company didn't charge depreciation on this asset. Even we have not found physical existence of this asset.

We conducted our audit in accordance with International Standards on Auditing (ISAs). Our responsibilities under those standards are further described in the Auditors' Responsibilities for the Audit of the Financial Statements section of our report. We are independent of the Company in accordance with the International Ethics Standards Board for Accountants' Code of Ethics for Professional Accountants (IESBA Code) together with the ethical requirements that are relevant to our audit of the financial statements in Bangladesh, and we have fulfilled our other ethical responsibilities in accordance with these ethical requirements. We believe that the audit evidence we have obtained is sufficient and appropriate to provide a basis for our qualified opinion.



PRINCIPAL OFFICE

10th Floor
B & C
Mahid Sangbadik Selina Parvin Road
Moghbazar, Dhaka-1217
02-48312349
esk@gmail.com
man@qsibd.com

UTTARA OFFICE

26, ABC Skyrise Tower (6th Floor)
6B Unit, Shahjalal Avenue Road.
Sector-04, Uttara, Dhaka-1230
+8801717322693
biplob@qsibd.com
www.qsibd.com

PALTAN BRANCH UNIT-1

Paramount Heights (Level-5)
65/2/1, Box Culvert Road,
Purana Paltan, Dhaka-1000.
+88-02-223384883
tariqul@qsibd.com
islamqshafique@gmail.com

PALTAN BRANCH UNIT-2

Paramount Heights (Level-9)
65/2/1, Box Culvert Road,
Purana Paltan, Dhaka-1000.
Mobile: +8801819252604
nasser@qsibd.com
nasirhfc1986@gmail.com

Emphasis of Matters

We draw attention on the following matters in respect of which our opinion is not Qualified:

1. As referred note no. 11.04, 13.02 & 20.00 in the Statement of Financial Position where "Advance to Contractor", "Cash at Bank" and "Short Term Loan" shown amount Tk. 1,621,292; 15,880,173 and 41,244,731 respectively. We have sent Balance confirmation letter but no feedback received till to our reporting date.
2. The Management of the company did not maintain asset register which is non-compliance.

Other Matters

The Financial Statements of **Eastern Tubes Limited** for the year ended June 30, 2023 were audited by **M A Fazal & Co.** Chartered Accountants who expressed an unqualified opinion on those statements on November 19, 2024.

Information Other than the Financial Statements and Auditor's Report Thereon

Management is responsible for the other information. The other information comprises all of the information in the annual report other than the financial statements and our auditors' report thereon. The Annual Report is expected to be made available to us after the date of this auditor's report.

Our opinion on the financial statements does not cover the other information and we do not express any form of assurance conclusion thereon.

In connection with our audit of the financial statements, our responsibility is to read the other information identified above when it becomes available and, in doing so, consider whether the other information is materially inconsistent with the financial statements or our knowledge obtained in the audit or otherwise appears to be materially misstated.

Responsibilities of Management and Those Charged with Governance for the Financial Statements and Internal Controls

Management is responsible for the preparation and fair presentation of the financial statements of the Company in accordance with IFRSs and for such internal control as management determines is necessary to enable the preparation of financial statements that are free from material misstatement, whether due to fraud or error.

In preparing the financial statements, management is responsible for assessing the Company's ability to continue as a going concern, disclosing, as applicable, matters related to going concern and using the going concern basis of accounting unless management either intends to liquidate the Company or to cease operations, or has no realistic alternative but to do so.

Those charged with governance are responsible for overseeing the Company's financial reporting process.



Auditor's Responsibilities for the Audit of the Financial Statements

Our objectives are to obtain reasonable assurance about whether the financial statements as a whole are free from material misstatement, whether due to fraud or error, and to issue an auditor's report that includes our opinion. Reasonable assurance is a high level of assurance, but is not a guarantee that an audit conducted in accordance with ISAs will always detect a material misstatement when it exists. Misstatements can arise from fraud or error and are considered material if, individually or in the aggregate, they could reasonably be expected to influence the economic decisions of users taken on the basis of these financial statements.

As part of an audit in accordance with ISAs, we exercise professional judgment and maintain professional skepticism throughout the audit. We also:

- Identify and assess the risks of material misstatement of the financial statements, whether due to fraud or error, design and perform audit procedures responsive to those risks, and obtain audit evidence that is sufficient and appropriate to provide a basis for our opinion. The risk of not detecting a material misstatement resulting from fraud is higher than for one resulting from error, as fraud may involve collusion, forgery, intentional omissions, misrepresentations, or the override of internal control.
- Obtain an understanding of internal control relevant to the audit in order to design audit procedures that are appropriate in the circumstances.
- Evaluate the appropriateness of accounting policies used and the reasonableness of accounting estimates and related disclosures made by management.
- Conclude on the appropriateness of management's use of the going concern basis of accounting and, based on the audit evidence obtained, whether a material uncertainty exists related to events or conditions that may cast significant doubt on the Company's ability to continue as a going concern. If we conclude that a material uncertainty exists, we are required to draw attention in our auditor's report to the related disclosures in financial statements or, if such disclosures are inadequate, to modify our opinion. Our conclusions are based on the audit evidence obtained up to the date of our auditor's report. However, future events or conditions may cause the Company to cease to continue as a going concern.
- Evaluate the overall presentation, structure and content of the financial statements, including the disclosures, and whether the financial statements represent the underlying transactions and events in a manner that achieves fair presentation.
- Obtain sufficient appropriate audit evidence regarding the financial information of the entities or business activities to express an opinion on the financial statements. We are responsible for the direction, supervision and performance of the audit. We remain solely responsible for our audit opinion.

We communicate with those charged with governance regarding, among other matters, the planned scope and timing of the audit and significant audit findings, including any significant deficiencies in internal control that we identify during our audit.



We also provide those charged with governance with a statement that we have complied with relevant ethical requirements regarding independence, and to communicate with them all relationships and other matters that may reasonably be thought to bear on our independence, and where applicable, related safeguards. From the matters communicates with those charged with governess, we determine those matters that were of most significance in the audit of the financial statements of the current period and are therefore the key audit matters. We describe these matters in our auditor report unless law or regulation precludes public disclosure about the matter or when, in extremely rare circumstances, we determine that a matter should not be communicated in our report because the adverse consequences of doing so would reasonably be expected to outweigh the public interest benefits of such communication.

Report on other Legal and Regulatory Requirements

In accordance with the Companies Act 1994 and Financial Reporting Council Act 2015, we also report that:

- (i) we have obtained all the information and explanations which to the best of our knowledge and belief were necessary for the purpose of our audit and made due verification thereof;
- (ii) in our opinion, proper books of account as required by law have been kept by the Company so far as it appeared from our examination of those books;
- (iii) the statement of financial position and statement of profit or loss and other comprehensive income together with the annexed notes dealt with by the report are in agreement with the books of account and returns;

Place: Dhaka
Dated: 13 March, 2025
DVC: 2503180165AS566849



Quazi Shafiqul Islam, FCA
Enrolment No. 0165
Islam Quazi Shafique & Co.
Chartered Accountants



EASTERN TUBES LIMITED
(An enterprise of BSEC under Ministry of Industry)
Statement of Financial Position
As on June 30, 2024

Particulars	Notes	Amount in Taka	
		June 30, 2024	June 30, 2023
Properties and Assets:			
Non-Current Assets		335,105,962	353,855,199
Property, Plant and Equipment at WDV	3.00	335,047,167	353,796,404
Pre-Liberation Assets	4.00	58,795	58,795
Current Assets:		313,514,338	322,576,454
Inventories	5.00	57,472,194	60,060,492
Store-in-Transit	6.00	42,362	4,354,736
BSEC Current Account	7.00	6,467,227	6,852,008
BSEC Current Account (Gratuity Fund)	8.00	103,012,141	103,012,141
Enterprise Current Account	9.00	1,437,335	1,417,839
Enterprise Curr. A/c (Disinvestment A/c)	10.00	5,929,995	5,929,995
Trade and others Debtors	11.00	32,500,452	32,650,455
Advance Deposit & Pre-payments	12.00	83,210,332	80,072,753
Preliminary expense for LED Project	13.00	7,478,014	7,917,897
Cash & Cash Equivalents	14.00	15,964,287	20,308,138
Total Properties and Assets:		648,620,300	676,431,653
Equity & Liabilities :			
Capital & Reserve		(304,441,241)	(259,984,065)
Share Capital	15.00	1,700,000	1,700,000
Retained Earnings	16.00	(306,141,241)	(261,684,065)
RESERVE & SURPLUS		23,251,741	23,251,741
General Reserve	17.00	23,033,132	23,033,132
Capital Reserve	18.00	218,609	218,609
LONG TERM LIABILITY		509,318,261	508,538,261
Government Loan	19.00	336,351,637	335,571,637
Government Grant	19.00	172,966,624	172,966,624
DEFERED LIABILITY		96,211,844	97,874,221
Leave pay & Gratuity Fund	20.00	96,211,844	97,874,221
CURRENT LIABILITIES		324,279,696	306,751,495
Short Term Loan	21.00	41,244,731	38,304,587
Creditors For Goods Supply	22.00	1,599,481	1,599,481
Payroll & Expenses Creditors, Provision	23.00	22,287,877	32,766,104
Tax Creditors/Provision For Taxation	24.00	53,007,634	52,571,735
Loan from BSEC	25.00	144,782,525	120,458,958
Creditors For Other Finance	26.00	55,768,993	56,083,812
Inter Project Current Account	27.00	1,705,266	1,590,863
Adv. Payment & Deposit (Cr. Balance)	Annex-F	3,883,188	3,375,955
Total Equity and Liabilities		648,620,300	676,431,653

The accompanying notes form an integral part of this financial statements are to be read in conjunction therewith.


Head of Accounts


Managing Director


Director


Director

সঞ্জয় কুমার দত্ত
হিসাব বিভাগীয় প্রধান
ইস্টার্ন টিউবস লিমিটেড (বিএসইসি)
৩৭৪, তেজগাঁও শিল্প এলাকা, ঢাকা।

Signed in terms of our report of even date
সৈয়দ মোহাম্মদ সাহেরুল আজিজ
ব্যবস্থাপনা পরিচালক (সারপ্রাণ্ড)
ইস্টার্ন টিউবস লিমিটেড, বিএসইসি
৩৭৪, তেজগাঁও শি/এ, ঢাকা।

স. মোঃ খেলাফত হোসেন
পরিচালক (উৎ ও গ্রকৌ)
প.সেব ই-স্বত ও গ্রকৌস কর্তৃক
শিল্প মন্ত্রণালয়

মোঃ আলতাফ হোসেন
যুগ্মসচিব
পরিচালক (প্রশাসন)
পেট্রোবাংলা

Place: Dhaka
Dated: 13 March, 2025
DVC: 2503180165AS566849

Quazi Shafiqul Islam FCA
Enrolement No. 0165
Islam Quazi Shafique & Co.
Chartered Accountants



EASTERN TUBES LIMITED
(An enterprise of BSEC under Ministry of Industry)
Statement of Profit or Loss & Other Comprehensive Income
For the year ended June 30, 2024

Particulars	Notes	Amount in Taka	
		2023-2024	2022-2023
Sales	28.00	48,357,905	37,646,932
Less: Cost of Sales	Annex-C	71,540,018	72,936,430
Gross Profit/(Loss)		(23,182,113)	(35,289,498)
Administrative Expenses	29.00	34,851,316	43,466,212
Managing Director Remuneration	30.00	1,672,851	1,724,033
Audit Fees	31.00	40,000	40,000
Selling & Distribution Expenses	32.00	3,210,349	2,632,707
Operating Profit/(Loss)		(62,956,629)	(83,152,451)
Less: Financial Expenses	33.00	(5,356,553)	(4,824,235)
Add: Non-Operating Income	34.00	24,291,905	24,352,336
Net Profit/(Loss) before W.P.P.F		(44,021,277)	(63,624,350)
Allocation to W.P.P.F @80%		-	-
Net Profit After W. P.P. F		-	-
Allocation to W. W. F @20%		-	-
Net Profit/(Loss) after W.W.F		(44,021,277)	(63,624,350)
Less : Income Tax @ 0.6%	35.00	(435,899)	(371,996)
Net Profit/(Loss) after Tax (Transferred to Retained Earnings)		(44,457,176)	(63,996,345)


The accompanying notes form an integral part of this financial statements are to be read in conjunction therewith.



Head of Accounts

নজয় কুমার দত্ত
হিসাব বিভাগীয় প্রধান
ইস্টার্ন টিউবস লিমিটেড (বিএসইসি)
৩৭৪, তেজগাঁও শিল্প এলাকা, ঢাকা।



Managing Director

সৈয়দ সিদ্দিকুল হোসেন
ব্যবস্থাপনা পরিচালক (ভারপ্রাপ্ত)
ইস্টার্ন টিউবস লিমিটেড, বিএসইসি
৩৭৪, তেজগাঁও শি/এ, ঢাকা।


Director
মোঃ বেলাল হোসেন
(উপ-পরিচালক (উপ ও প্রকৌশল))
ইস্টার্ন টিউবস লিমিটেড
৩৭৪, তেজগাঁও শিল্প এলাকা, ঢাকা।


Director
মোঃ আলতাফ হোসেন
মুগ্ধসচিব
পরিচালক (প্রশাসন)
পেট্রোবাংলা

Place: Dhaka
Dated: 13 March, 2025
DVC: 2503180165AS566849


Quazi Shafiqul Islam FCA
Enrolement No. 0165
Islam Quazi Shafique & Co.
Chartered Accountants



EASTERN TUBES LIMITED
(An enterprise of BSEC under Ministry of Industry)
Statement of Changes in Equity
For the year ended June 30, 2024

Particulars	Share Capital	Accumulated profit/(loss)	Total
Balance as on 01 July, 2023	1,700,000	(261,684,065)	(259,984,065)
Net profit/(loss) after tax for the Year	-	(44,457,176)	(44,457,176)
Less: Prior year adjustment	-	-	-
Balance as on 30 June, 2024	1,700,000	(306,141,241)	(304,441,241)

Statement of Changes in Equity
For the year ended June 30, 2023

Particulars	Share Capital	Accumulated profit/(loss)	Total
Balance as on 01 July, 2022	1,700,000	(197,687,720)	(195,987,720)
Net profit/(loss) after tax for the Year	-	(63,996,345)	(63,996,345)
Balance as on 30 June, 2023	1,700,000	(261,684,065)	(259,984,065)


Head of Accounts


সঞ্জয় কুমার দত্ত
হিসাব বিভাগীয় প্রধান
ইস্টার্ন টিউবস লিমিটেড (বিএসইসি)
৩৭৪, তেজগাঁও শিল্প এলাকা, ঢাকা।


Managing Director

সৈয়দ মোহাম্মদ সাহেবুল আজম
ব্যবস্থাপনা পরিচালক (ভারপ্রাপ্ত);
ইস্টার্ন টিউবস লিমিটেড, বিএসইসি
৩৭৪, তেজগাঁও শি/এ, ঢাকা।


Director

ড. মোঃ বেলাল হোসেন
উপস্থিতি ও পরিচালক (উৎ ও প্রকৌশল)
কম্পেন্স ইন্সট্রুমেন্ট ও প্রকৌশল সার্ভিসেস
শিল্প মন্ত্রণালয়


Director হোসেন
যুগ্মসচিব
পরিচালক (প্রশাসন)
পেট্রোবাংলা



EASTERN TUBES LIMITED
(An enterprise of BSEC under Ministry of Industry)
Statement of Cash Flows
For the year ended June 30, 2024

Particular	Amount in Taka	
	2023-2024	2022-2023
Net Profit after Income Tax	(44,457,176)	(63,996,345)
Add: Items not Involving movement of Cash:		
Depreciation	19,095,424	19,441,180
	(25,361,753)	(44,555,165)
Cash Flow from Operating Activities		
Increase /Decrease in Inventories	2,588,298	(7,306,427)
Increase /Decrease in Store-in-Transit	4,312,374	(1,560,206)
Increase/Decrease in BSEC Current Account	384,781	1,454,594
Increase /Decrease in Trade Debtors	150,003	1,032,689
Increase/ Decrease Tax Pre-Paid	-	(4,660,670)
Increase /Decrease in Advance, Deposit and Prepayments	(3,137,579)	(456,164)
Increase/ Decrease Investment Against Leave Pay & Gratuity	-	8,566
Increase/ Decrease Preliminary expense for LED Project	439,883	439,883
Increase/ Decrease Payroll & Expenses Creditors, Provision	(10,478,227)	(7,309,871)
Increase/ Decrease in Short Term Loan	2,940,144	(1,680,846)
Increase /Decrease in Loan from BSEC	24,323,567	72,514,730
Increase/Decrease Creditors For Other Finance	(314,819)	1,766,433
Increase/Decrease Inter Project Current Account	114,403	2,467
Increase/Decrease Adv. Payment & Deposit (Cr. Balance)	507,233	983,589
Increase/Decrease Enterprise Current Account	(19,496)	-
Increase/Decrease Tax Creditors/Provision For Taxation	435,899	371,996
Net Cash flows from Operating Activities	(3,115,288)	11,045,598
Cash Flow from Investing Activities		
Acquisition of Fixed Assets	(346,186)	(318,988)
Disposal of Assets	-	-
Net cash used in Investing Activities	(346,186)	(318,988)
Cash Flow from Financing Activities		
Increase /Decrease in long term Government Loan	780,000	(172,186,624)
Increase /Decrease in long term Government Grant	-	172,966,624
Increase /Decrease in Leave pay & Gratuity Fund	(1,662,377)	4,550,208
Net cash used in Financing Activities	(882,377)	5,330,208
Net Cash Flow During the Year	(4,343,851)	16,056,818
Add: Opening cash and cash equivalents	20,308,138	4,251,320
Closing Cash and Cash Equivalents	15,964,287	20,308,138



Head of Accounts


সঞ্জয় কুমার দত্ত
হিসাব বিভাগীয় প্রধান
ইস্টার্ন টিউবস লিমিটেড (বিএসইসি)
৩৭৪, তেজগাঁও শিল্প এলাকা, ঢাকা।


Managing Director

সৈয়দ মোহাম্মদ সাহেরুল আজম
ব্যবস্থাপনা পরিচালক (ভারপ্রাপ্ত)
ইস্টার্ন টিউবস লিমিটেড, বিএসইসি
৩৭৪, তেজগাঁও সি/এ, ঢাকা




ড. মোঃ আলতাফ হোসেন
মুগ্ধাঙ্গিণি ও পরিচালক (উৎ ও যক্ষী)
ইস্টার্ন টিউবস লিমিটেড, বিএসইসি
শিল্প ময়দার


Director
মোঃ আলতাফ হোসেন
মুগ্ধাঙ্গিণি
পরিচালক (প্রশাসন)
পেট্রোবাংলা

EASTERN TUBES LIMITED
(An enterprise of BSEC under Ministry of Industry)
374, Tejgaon Industrial Area, Dhaka-1208
Notes to the Financial Statements
For the year ended 30th June, 2024

1.00 Background Information

Before the period of liberation, former Pakistan's Industrial Group as per East Pakistan's company Act established a registered limited company named Eastern Tubes Limited. The Company was set up under a joint technical collaboration with TOSHIBA, Japan, a leading fluorescent tube light company in the world. TOSHIBA supplied erected & commissioned all its parts & machineries. The factory is equipped with a most modern quality control, laboratory, where highest standard is maintained. The company is sincere in its efforts to produced best quality fluorescent tube lights & CFL(Energy Saving) to earn maximum customer satisfaction. A balancing, modernization, replacement & expansion (BMRE) scheme popularly known as BMRE was done by Corporation, Taipei, M/S, Nanlien International Taiwan under the approval of the Government of the People's Republic of Bangladesh and under a contract made with BSEC on 27th June for the supply of plant, machinery, equipment, supervision & erection on turnkey basis and its Quality/Standard: ISO-9001: 2008 Certified, BDS-292. The company produces Fluorescent Tube light & Compact Fluorescent Light (CFL) Eastern Tubes. namely energy saving light Brand.

2.00 Significant Accounting Policies

2.01 Basis of Accounting

The accounts have been prepared as usual on going concern basis on historical cost convention. Requirements as to the disclosure of financial information warranted by the companies Act as well as International Accounting Standards (IAS) as adopted by The Institute of Chartered Accountants of Bangladesh (ICAB) has been adhered to in presentation of the financial statements to the extent expressly commented by us in our report to the Board of Directors. The Financial Statements comprise The Statement of Financial Position and the statement of Comprehensive Income, Statement of Cash Flows.

2.02 Going concern:

The organization has adequate resources to continue in operation for the foreseeable future for this person the Directors continue to adopt going concern basis in preparing the financial statement. The current resources of the organization provide sufficient fund to meet the present requirements of the existing business.

2.03 Recording of Fixed assets & Depreciation Policy

Fixed Assets have been exhibited in the financial position at their historical cost after deduction of accumulated depreciation their on without taking into account the effect of inflation or deflation in the value of such assets.

2.04 Revenue Recognition

Sales are recorded on delivery of finished goods.



2.05 Valuation of Stock & stores

Valuation of Stock & stores in made on the following basis:

Components	Basis of Valuation
Raw materials	At cost or market price whichever is lower
Work-in-Process	Material Cost (Production Floor)
Stores & Spares	Average Cost
Finished Goods	At cost or market price whichever is lower

2.06 Employee Benefit

a) Leave Pay & Gratuity

Leave pay & gratuity is provided @ 25% on Basic pay of the employee and 35% of Basic pay central cadre.

2.07 Workers Profit Participatipn Fund

Provision for contribution of WPPF has not been made for the year @ 5% of net profit due to loss.

2.08 Income Tax

Provision for taxation has not been made for the year @ 35% of net profit due to loss.

2.09 The figures shown in accounts and notes there on annexed here with is in Bangladesh currency of Taka.

The company is maintaining itscommitments to all contracts and loan agreements.

2.10 Installed Capacity

Installed Capacity and production details of the company are given below:

Installed Capacity on single shift basis	12,20,000 Pcs Light & Bulb
Budget for the year shift basis with extended hours production	450,000 Pcs Light & Bulb
Actual Production for the year	136,941 Pcs Light & Bulb

Notes	Particulars	Sub-Notes	Amount in Taka	
			June 30, 2024	June 30, 2023
3.00	Property, Plant & Equipment:			
	At Cost:			
	Opening Balance		413,268,904	412,949,916
	Add: Addition during the year		346,186	318,988
			<u>413,615,090</u>	<u>413,268,904</u>
	Accumulated Depreciation:			
	Opening Balance		59,472,500	40,031,320
	Add: Depreciation Charged during the year		19,095,424	19,441,180
	Less: Adjustment during the year		-	-
			<u>78,567,924</u>	<u>59,472,500</u>
	Closing Balance at WDV		<u><u>335,047,167</u></u>	<u><u>353,796,404</u></u>
	The details of Property, Plant & Equipment have been given in Annexure-A			
4.00	Pre-Liberation Assets:			
	Tube Lights		58,795	58,795
	Total		<u>58,795</u>	<u>58,795</u>
5.00	Inventories:			
	Stock Of Raw Materials	5.01	11,240,911	10,511,770
	Stores & Spares	5.02	2,367,789	2,213,687
	Work-In-Process	5.03	6,118,827	8,004,612
	Stock Of Finished Goods	5.04	37,744,667	39,330,423
	Total		<u>57,472,194</u>	<u>60,060,492</u>
5.01	Stock of Raw Materials			
	Stock of Raw Materials		10,082,785	5,845,759
	Stock of Chemical		-	1,882,267
	Stock of Packing Materials		1,158,126	2,783,744
	Total		<u>11,240,911</u>	<u>10,511,770</u>
5.02	Stores & Spares			
	General Store		216,745	975,792
	Mechanical Store		1,013,682	100,283
	Electrical Store		1,137,362	1,137,612
	Total		<u>2,367,789</u>	<u>2,213,687</u>
5.03	Work-In-Process			
	Tube Light		796,856	1,859,915
	CFL		320,841	396,285
	LED Bulb		4,636,776	5,330,286
	LED Tube Light		364,354	418,126
	Total		<u>6,118,827</u>	<u>8,004,612</u>

Notes	Particulars	Sub-Notes	Amount in Taka	
			June 30, 2024	June 30, 2023
5.04	Stock Of Finished Goods			
	ETL (Tube Light)		3,045,157	2,806,167
	ETL(CFL) Bulb		4,570,399	6,335,003
	ETL(LED) Bulb		22,636,952	11,662,304
	ETL (LED Tube Light)		7,492,159	18,526,949
	Total		37,744,667	39,330,423
6.00	Store-In-Transit			
	Store-in-Transit		42,362	4,354,736
	Total		42,362	4,354,736
7.00	BSEC Current Account			
	Opening Balance		6,852,008	8,306,602
	Add: Addition During the year		161,040	21,000
			7,013,048	8,327,602
	Less: Payment During the year		545,821	1,475,594
	Closing Balance		6,467,227	6,852,008
8.00	BSEC Current Account (Gratuity Fund)			
	Opening Balance		103,012,141	103,012,141
	Add: Addition During the year		-	-
			103,012,141	103,012,141
	Less: Payment During the year		-	-
	Closing Balance		103,012,141	103,012,141
9.00	Enterprise Current Account			
	M/s. Mehar Industries Ltd.		1,137,243	1,137,243
	M/s. General Electric Manufacturing Co.		117,015	97,519
	M/S BSEC Exhibition & Sales Centre		16,708	16,708
	M/s. Prantic Traders		10,703	10,703
	M/s. Quality Industries Ltd.		151,000	151,000
	M/s. Gazi Wires Ltd.		4,666	4,666
	Total		1,437,335	1,417,839
10.00	Enterprise Curr. A/c (Disinvestment A/c)			
	M/s. Bangladesh Cycle Industries Ltd.		5,333,759	5,333,759
	M/s. Facto Industries Ltd.		151,616	151,616
	M/s. Dhaka Radio Elect.		250,000	250,000
	M/s. Hardes Glass Factory		363	363
	M/s. Dockyard & Engineering Works Ltd.		15,517	15,517
	M/s. Metalax Corporation		178,740	178,740
	Total		5,929,995	5,929,995
11.00	Trade and others Debtors			
	Trade Debtors	11.01	25,651,892	28,776,663
	Others Debtors	11.02	6,848,560	3,873,792
	Total		32,500,452	32,650,455

Notes	Particulars	Sub-Notes	Amount in Taka	
			June 30, 2024	June 30, 2023
11.01	Trade Debtors			
	Dhaka South City Corporation		176,425	176,425
	Dhaka North City Corporation		295,300	295,300
	Chittagong City Corporation		11,047,620	12,502,475
	Sylhet City Corporation		228,043	109,243
	Khulna City Corporation		4,625	4,625
	Gazipur City Corporation		93,073	93,073
	Cumilla City Corporation		1,631,141	1,631,141
	Narayanganj City Corporation		206,465	1,683,265
	Laksham Pouroshava		17,688	17,688
	Rongpur City Corporation		9,950	9,950
	Dhaka Medical College Hospital		100,948	100,948
	National Ins. of Heart Disease(NSICVD)		205,080	8,730
	B.S.M.M.U (PG Hospital)		361,272	340,272
	Executive Engineer, PWD, Division-2		2,241	2,241
	Executive Engineer, PWD, Division-4		77,328	77,328
	Executive Engineer, PWD, Division-7		416,772	416,772
	Executive Engineer, PWD, Division-6		2,500	2,500
	Telephone industries corporation, Gazipur		522	-
	Pan Pacific Sonargaon Hotel		11,508	11,508
	Titas Gas T&D Co. Ltd.		84,283	59,853
	Bangladesh Railway, Rajshahi		33,914	33,914
	Bangladesh Railway, Chittagang		177,142	177,142
	Bangladesh University of Eng. Tec. (BUET)		26,385	366,785
	Bangladesh Biman, Dhaka		60,393	47,529
	Bangladesh Bank, Dhaka		13,827	13,827
	Bangladesh Steel & Engineering Corporation		13,115	13,115
	Dhaka University		9,277	9,277
	National Porishankhan Bureau		10,175	10,175
	Ashuganj Fertilizer Company, B.Baria		88,978	88,978
	Monir Brothers		1,028,720	1,028,720
	Hasan Electric & Electrical Stores		15,648	15,648
	Imtiaj Electric		32,025	32,025
	BRAC Center		4,827	4,827
	Apex Adelchi		9,401	9,401
	Mitali Light House		146,805	283,612
	Palmal Group		18,200	18,200
	Nuvista Pharma		580	580
	The Moon Electric		10,587	10,587
	Friends Fashions		24,279	24,279
	Chittagong Urea Fertilizer Factory		106,434	100,065
	Latif Bawany Jute Mills Ltd.		6,615	5,250
	ICDDR,B-Mohakhali		25,550	25,211
	Bangla Academy		2,706	2,706
	Jomuna Fertilizer Factory		210,553	210,553
	Md. Kamruzzaman, ETL		-	1,380
	Khair Electric		19,620	19,620
	The Electric Chamber		14,230	14,230
	Hajigong Pouroshava		3,378	3,378
	Dhaka Cantonment Board		5,478	3,528

Notes	Particulars	Sub-Notes	Amount in Taka	
			June 30, 2024	June 30, 2023
	Dhaka WASA		69,415	69,415
	Executive Engineer, PWD, Division-1		115,889	115,889
	Bappi Electric		-	65,710
	Bakhrabad Gas Field		14,980	14,980
	RAZUK		98,349	54,599
	Potuakhali Pouroshava		7,900	62,412
	Purto Audit Odhidoptor		4,500	4,500
	Eastern Refinery Ltd.		155,877	135,427
	Patro Bangla		19,360	19,360
	Sonali Bank Limited, Head Office		24,500	24,500
	Bangladesh Development Bank Ltd.		18,056	32,545
	National Institute of Neuro		10,113	10,113
	Mohila Bishyok Odhidoptar		9,975	9,975
	Bangladesh Open University		25,309	15,109
	Unimak Trader International		1,700	1,700
	Zia Electric, Nobabpur		24,350	24,350
	Panama Light House		37,750	47,200
	Zaker Enterprise		103,005	138,750
	Alok Shamver		23,450	23,450
	New Brothers		24,550	24,550
	DAP Fertilizer Co. Ltd.		92,914	92,914
	Chittagong Port Authority		125,836	375,638
	Essential Drugs Co. Ltd.		10,271	10,271
	Shidhiergong Tap Biddut Kendra		43,502	43,502
	Power Grid Co. of Bangladesh		2,007	2,007
	Atlas Bangladesh Ltd.		41,300	41,300
	BAPEX		7,758	7,758
	Mubarakgong Sugar Mills Ltd.		3,012	3,012
	UMC Jute Mills Ltd.		48	48
	Karim Jute Mills Ltd.		716	716
	Doulatpur Jute Mills Ltd.		768	768
	National Tubes Ltd.		574,355	504,355
	Bangladesh Blade Factory Ltd.		9,014	9,014
	Eastern Cables Ltd.		122,000	122,000
	BIRDEM General Hospital		8	8
	BD. Rural Dev. Academy (Cumilla)		46,147	37,627
	Usmania Glass-Sheet Factory Ltd.		4,426	4,426
	Evergreen Enterprise		28	28
	Dhaka International Trade Fair		97,820	97,820
	Bangladesh Jute Mills Ltd.		8,000	8,000
	North Bengal Sugar Mills Ltd.		547	547
	ETL, Dhaka		572	572
	ETL Sales Center, Rajshahi		157,195	157,195
	ETL Sales Center, Rongpur		131,075	132,945
	ETL Sales Center, BD. Blade Factory		10,495	10,495
	ETL Sales Center (BSEC)		375,754	380,346
	ETL Sales Center (Tejgaon)		1,550,247	1,122,362
	ETL Sales Center (Mymensing)		122,243	124,243
	ETL Sales Center (Chittagong)		378,209	304,018
	Urea Fertilizer Co. Ltd.		8,470	8,470

Notes	Particulars	Sub-Notes	Amount in Taka	
			June 30, 2024	June 30, 2023
	Chatak Cement Co. Ltd.		8,092	2,660
	Khulna Biddut Kandra		9,143	9,143
	Chittagong EPZ		134	134
	National University		8,175	8,175
	Khalishpur Jute Mills Ltd., Khulna		1,104	1,104
	Ctg. University of Engr. Technology		7,600	7,600
	BD. Gas Filed Co. Ltd.		3,895	3,895
	Firoz & Sons		452,502	452,502
	Motsho Odhodaptar		1,271	42,630
	Borhanuddin Pourashava		6,873	6,873
	Ghorashal Polash Fertilizer Project		26,613	14,313
	Ghorashal Biddut Kandra		38,000	38,000
	PGCB (Aftabnagar)		781	781
	Bangladesh National Museum		84,084	40,627
	Dhaka Central Jail, Keranigang		196,867	13,890
	BG Press, Tejgaon		6,660	6,660
	Dhaka International Trade Fair-2022		-	106,729
	GEM Co. Ltd.		943	943
	DUET, Gazipur		7,800	7,800
	BD. Security Printing Press		5,740	5,740
	Jessore Central Jail		21,575	89,311
	Cox's Bazar District Jail		15,392	13,690
	Pabna District Jail		2,760	33,440
	Khagrachori District Jail		2,274	2,214
	Potuakhali District Jail		886	29
	Narayangonj District Jail		2,628	2,628
	Chandpur District Jail		27,675	22,438
	Rajshahi District Jail		111,965	2,160
	Jamalpur District Jail		43,803	1,805
	Tangail District Jail		157,961	129,096
	Feni District Jail		97,747	1,867
	Lalmonirhat District Jail		5,346	4,464
	Moulvibazar District Jail		9,079	6,624
	Jhenaidha District Jail		3,784	3,784
	Kishorgonj District Jail		88,387	100,202
	Rongpur Central Jail		110,672	159,314
	Bogra District Jail		461	80,361
	Sunamgonj District Jail		5,600	5,600
	Kashimpur Central Jail-2		23,331	317,552
	Kashimpur High Security Central Jail		6,078	331,998
	Magura District Jail		6,859	4,562
	Rajbari District Jail		4,297	15,374
	Faridpur District Jail		3,670	3,670
	Gazipur District Jail		9,267	41,711
	Meherpur District Jail		2,804	2,804
	Kustia District Jail		5,549	41,789
	Dinajpur District Jail		8,180	8,180
	Jaipurhat District Jail		2,803	47,326
	Sylhet Central Jail-1		97,453	26,143
	Bhola District Jail		43,012	32,392



Notes	Particulars	Sub-Notes	Amount in Taka	
			June 30, 2024	June 30, 2023
	Laxmipur District Jail		18,586	18,586
	Norsindhi District Jail		90,414	32,160
	Munshigonj District Jail		1,250	130,861
	Chapainababgonj District Jail		6,821	5,813
	Kumgram District Jail		4,867	1,481
	Chuadanga District Jail		28,575	5,926
	Bandarban District Jail		2,611	1,891
	Shareyatpur District Jail		19,606	66,581
	M/S. Nipun International		98,200	98,200
	Tuhin Enterprise		19,500	19,500
	Rahim Enterprise		-	38,280
	Panchagar District Jail		39,833	1,553
	Hafiz Jute Mills		90	72
	BCSIR, Dhanmondi		47,943	15,978
	Bangladesh Insulator & Sanitary, Mirpur		1,200	71,040
	Ashugonj Power Station, B-Baria		42,900	13,650
	Jalalabad Gas Transmission & Dist.		22,617	10,435
	Bangladesh Department of Labour		629	629
	Rangamati District Jail		2,299	26,042
	Cumilla District Jail		39,272	60,262
	Borishal District Jail		-	66,240
	Naogaon District Jail		1,030	1,030
	Nator District Jail		3,901	99,480
	Narail District Jail		-	31,777
	Bagerhat District Jail		105,723	28,589
	Sherpur District Jail		13,960	13,960
	Chittagong Central Jail		10,590	319,000
	Hobigonj District Jail		6,631	71,040
	Jhalokathi District Jail		335	12,225
	Brahmonbaria District Jail		183,820	204,778
	Manikgonj District Jail		2,648	71,940
	Mymonsingh District Jail		10,649	14,071
	Pirojpur District Jail		17,005	117,133
	Gopalganj District Jail		81	52
	Madaripur District Jail		987	39,399
	Bangladesh Ins. Of Dev. Studies, Agargaon		796	796
	Bangladesh Ins. Of Glass & Ceramic, tejsaon		955	955
	Bangladesh Inland Watetr Transport Corp.		4,425	4,425
	Shawon Enterprise		10,600	10,600
	Kashimpur Central Jail-1		-	62,628
	Bangladesh Sugar Group Research Ins. Pabna		9,762	4,542
	South Asia Engineering Works		33	-
	Noakhali District Jail		3,708	-
	Bangladesh Livestock Research Institute, Savar		3,000	-
	Kashimpur Women Central Jail		107,739	-
	Training Institute for Chemical Ind., Narshingi		6,120	-
	Nilphamari District Jail		1,674	-
	Department of Archives & Library, Agargaon		6,450	-

Names	Particulars	Sub-Notes	Amount in Taka	
			June 30, 2024	June 30, 2023
	Energygas Electronics Ltd, Tejgaon		920,000	
	National Academy for Edu. Mgt. (NAEM)		4,425	
	Bangladesh University of Textiles, Tejgaon		6,540	
	Cumilla University		2,100	
	Dhaka Polytechnic Ins., Tejgaon		2,720	
	TSP Complex Ltd., Potenga, CTG.		30,789	
	Bangladesh Agriculture University,		4,499	
	Jiban Bima Corporation, Motijheel		23,124	
	Rajdhani Unnayan kartripokkha (Electric Div.-2)		23,580	
	Gaibandha District Jail		1,346	
	Barguna Central Jail		30,720	
	Progati Industries Ltd.		2,698	
	Shishu Hospital		343	
	Khulna District Jail		6,209	65,520
	Total		25,651,892	28,776,663
11.02	Others Debtors			
	Gazi Wares Ltd.		323,693	146,448
	Progati Industries Ltd.		1,049,244	1,116,744
	DPDC, Dhaka		1,282,854	365,831
	Adex Group		1,457,356	1,508,738
	Continental Couriur Service		2,735,413	736,031
	Total		6,848,560	3,873,792
12.00	Advance Deposit & Pre-payments			
	Advance Against Purchase	12.01	386,943	280,699
	Advance Against Expenses	12.02	183,703	221,238
	Advance Against TA/DA	12.03	11,370	31,170
	Advance to Contractor/Supplier	12.04	1,621,292	1,621,292
	Advance Against VAT		1,315,938	1,548,331
	Advance Income Tax	12.05	79,010,239	75,555,493
	Advance Against L/C Margin		63,442	63,442
	Advance Against Wages	12.06	36,558	56,558
	Advance Against Salaries	12.07	98,786	214,586
	Advance Against Security Deposit	12.08	310,229	310,229
	Washing Allowance		88,325	88,325
	Advance Against Salary Income Tax	12.09	83,507	81,390
	Total		83,210,332	80,072,753
12.01	Advance Against Purchase			
	Mr. Md Abdul Bari		11,499	16,881
	Mr. Md. Ferdous Jahan		25,935	980
	Mr. Md. Arifuzzaman		39,940	6,743
	Mr. Md. Foysal		30,737	13,537
	Mr. Md. Moin Hasan		64,908	64,908
	Mr. Habibur Rahman		51,451	51,451
	Mr. Anik Majumder		57,448	45,448
	Mr. Md. Hasib Chowdhury		105,025	80,751
	Total		386,943	280,699

Notes	Particulars	Sub-Notes	Amount in Taka	
			June 30, 2024	June 30, 2023
12.02	Advance Against Expenses			
	Md. Abdul Alim		1,995	1,995
	Md. Abul Kalam Azad		-	39,887
	Md. Manik Kumar Sarkar		51	51
	Mr. Kofil Uddin		13,903	13,843
	Mr. Nasir Uddin Bhuiyan		2,000	2,000
	Mr. Md. Ful Miah		22,000	24,000
	Mr. Aslam Ali		18,000	-
	Mr. Md. Shohidul Islam		740	740
	Abul Rashed Ahmedun Nur		19,680	9,640
	Mujibul Haque Choudhury		-	483
	Md. Zubair Hossain		81,483	21,483
	Md. Akbar Hossain		8,700	8,700
	Fatema Khatun		3,774	92,000
	Emdadul Kabir		5,375	5,375
	Nur-e-Alam Azrof		2	2
	Suman Majumder		6,000	1,039
	Total		183,703	221,238
12.03	Advance Against TA/DA			
	Shah Md. Sufiullah		-	7,800
	Mr. Mahbubar Rahman		1,500	1,500
	Mr. Md. Moin Hasan		5,000	5,000
	Md. Kafil Uddin		1,200	-
	Md. Akber Hossain		3,670	3,670
	Shajib Kanti Podder		-	7,200
	Nur-e-Alam Azrof		-	6,000
	Total		11,370	31,170
12.04	Advance to Contractor/Supplier			
	M/s. Janata Traders		9,249	9,249
	M/s. Kohinoor Chemical Co. Ltd.		5,936	5,936
	M/s. BSTI		13,120	13,120
	M/s. Carew & Co. (BD) Ltd.		1,276	1,276
	M/s. Roxy Paint		2,175	2,175
	M/s. Rangs Workshop Ltd.		10,194	10,194
	M/s. Titas Gas T & D Co. Ltd.		6,250	6,250
	M/s. Bangladesh Jatio Worker		3,000	3,000
	M/s. D.H.L		2,300	2,300
	M/s. Flora Limited		5,000	5,000
	M/s. Proshikha Computer System		1,000	1,000
	M/s. M. A Hafiz, Advocate		12,000	12,000
	M/s. Syed Istahaque Ahmed		15,000	15,000
	M/s. Mvi. Md. Wahidullah, Advocate		43,000	43,000
	M/s. Doza Harun & Nasim		10,000	10,000
	M/s. D. Kamal Hossain		75,000	75,000
	M/s. B Ahmed & Co.		10,000	10,000
	M/s. Khalilur Rahman, Legal Adviser		41,750	41,750

Notes	Particulars	Sub-Notes	Amount in Taka	
			June 30, 2024	June 30, 2023
	M/s. Khalilur Rahman, Tax Adviser		40,000	40,000
	M/s. ABM Mostafa Kamal, Advocate		39,000	39,000
	M/s. Howlader & Associate		15,000	15,000
	M/s. Shurjamukhl Enterprise		30,000	30,000
	M/s. IPSL Inkjet Printing Solution Logistic		12,000	12,000
	M/s. Omar Trading		40,350	40,350
	M/s. Dhaka Software		37,100	37,100
	M/s. Milky Way Shipping Lines Ltd.		1,141,592	1,141,592
	Total		1,621,292	1,621,292
12.05	Advance Income Tax			
	Opening Balance		75,555,493	70,894,823
	Add: Addition during the year		3,454,746	5,032,666
			79,010,239	75,927,489
	Less: Adjustment during the year		-	371,996
	Closing Balance		79,010,239	75,555,493
	The details of Property, Plant & Equipment have been given in Annexure-B			
12.06	Advance Against Wages			
	Mr. Md. Tanu Miah		1,027	1,027
	Mr. Md. Seddiqur Hossain		1,904	1,904
	Mr. Md. Mohsin Miah		2,690	2,690
	Mr. Md. Golam Mortuza		1,170	1,170
	Mr. Md. Abul Kashem		1,600	1,600
	Mr. Md. Shakhawat Karim		3,167	3,167
	Mr. Md. Shamsul Islam		25,000	25,000
	Mr. Hannan Miah		-	10,000
	Mr. Masud Nabi Nur		-	10,000
	Total		36,558	56,558
12.07	Advance Against Salaries			
	Mr. Md. Abdur Rohim Sharif		1,551	1,551
	Mr. M. R Tasmeen		1,500	1,500
	Mr. Md. Kamruzzaman		-	57,000
	Mr. Md. Anowar Hossain		3,535	3,535
	Mr. Md. Ashraful Alam (Mintu)		2,000	41,000
	Mr. Alamgir Hossain Sarker		-	10,000
	Mr. Zubair Hossain		20,200	40,000
	Mr. Syful Islam		-	20,000
	Mr. Md. Alamgir Hossain		15,000	-
	Mr. Md. Kafil Uddin		20,000	-
	Mr. Abul Kalam Azad		35,000	40,000
	Total		98,786	214,586

Notes	Particulars	Sub-Notes	Amount In Taka	
			June 30, 2024	June 30, 2023
12.08	Advance Against Security Deposit			
	M/s. Titas Gas T & D Co. Ltd.		117,554	117,554
	M/s. Telephone Shilpa Sangstha		22,550	22,550
	M/s. Dhaka Electric Supply Authority		2,550	2,550
	M/s. Oxygen Gas		600	600
	M/s. Excise License Security		1,000	1,000
	M/s. Shadharan Bima Corporation		100,000	100,000
	M/s. Dhaka Wasa		49,975	49,975
	M/s. Linde Bangladesh Ltd.		16,000	16,000
	Total		310,229	310,229
12.09	Advance Against Salary Income Tax			
	Engr. Md. Solayman Hoque, Ex. Managing Director		49,815	49,815
	Mr. Sheikh Rasel, Ex. Accounts Officer		2,346	2,346
	Mr. A.I.M Sadkatullah, Ex. Manager(Commercial)		13,188	13,188
	Mr. Sa.M ZiaulHoque, Ex. Manager(Commercial)		3,725	3,725
	Md. Saidur Rahman Zamali, D.G.M (Commercial)		5,166	5,166
	Mrs. Parvin Akter		1,530	1,530
	Abul Kalam Azad, Accounts Officer		417	-
	Mohammad Arifujjaman, Assistant Engineer		1,700	-
	Mr. Nazmul Haque Pradhan (MD)		5,620	5,620
	Total		83,507	81,390
13.00	Preliminary expense for LED Project			
	Opening Balance		7,917,897	8,357,780
	Add: During the year		-	-
			7,917,897	8,357,780
	Less: Amortization during the year		439,883	439,883
	Closing Balance		7,478,014	7,917,897
14.00	Cash & Cash Equivalents			
	Cash in Hand	14.01	84,113	345,201
	Cash at Bank	14.02	15,880,173	19,962,937
	Total		15,964,287	20,308,138
14.01	Cash in Hand			
	Cash in Hand		84,113	345,201
	Total		84,113	345,201
14.02	Cash at Bank			
	Sonali Bank Ltd. (STD A/C No.240000063)		6,824,474	1,462,629
	Agrani Bank Ltd. (STD A/C No- 0200000692900)		6,522,201	2,080,522
	Janata Bank Ltd. (SND A/C No.0100232893847)		4,364	11,411,598
	BASIC Bank Ltd. (CD A/C No-2210-10-0000263)		136,234	5,001,122
	Sonali Bank Ltd. (SND A/C No.240000108)		2,392,899	7,066
	Total		15,880,173	19,962,937

Notes	Particulars	Sub-Notes	Amount In Taka	
			June 30, 2024	June 30, 2023
15.00	Share Capital:			
	Authorized Capital			
	250,000 ordinary shares of Tk.10 each		2,500,000	2,500,000
	Issued, Subscribed and Paid up Capital			
	170,000 ordinary shares of Tk. 10 each fully paid up.		1,700,000	1,700,000
16.00	Retained Earnings:			
	Opening Balance		(261,684,065)	(197,687,720)
	Add: Profit after tax		(44,457,176)	(63,996,345)
	Closing Balance		(306,141,241)	(261,684,065)
17.00	General Reserve:			
	Opening Balance		23,033,132	23,033,132
	Add: Addition during the year		-	-
			23,033,132	23,033,132
	Less: Adjustment during the year		-	-
	Closing Balance		23,033,132	23,033,132
18.00	Capital Reserve:			
	Opening Balance		218,609	218,609
	Add: Addition during the year		-	-
			218,609	218,609
	Less: Adjustment during the year		-	-
	Closing Balance		218,609	218,609
19.00	Government Loan			
	Opening Balance		508,538,261	507,758,261
	Add: Addition During the year		-	-
	Add: Interest Charge During the year		780,000	780,000
			509,318,261	508,538,261
	Less: Payment During the year		-	-
	Less: Segregate Grant		172,966,624	172,966,624
	Closing Balance		336,351,637	335,571,637
	The details of Government loan & grant have been given in Annexure-E			
20.00	Leave pay & Gratuity Fund			
	Opening Balance		97,874,221	93,324,013
	Add : Leave pay & Gratuity Provision made during the year		7,150,005	7,912,873
			105,024,226	101,236,886
	Less : Payment made during the year		8,812,382	3,362,665
	Closing Balance		96,211,844	97,874,221
21.00	Short Term Loan			
	Basic Bank CMSME Covid-19 (A/C-2250080000050)		18,476,125	17,863,864
	Basic Bank STL (A/C-2203600000242)		22,768,606	20,440,724
	Total		41,244,731	38,304,587

Notes	Particulars	Sub-Notes	Amount In Taka	
			June 30, 2024	June 30, 2023
22.00	Creditors For Goods Supply			
	M/s. LatifBawany Jute Mills Ltd.		1,347,624	1,347,624
	M/s. Bangladesh Products		107,107	107,107
	M/s. Ahmed Brothers		53,301	53,301
	M/s. Associated Ltd.		91,449	91,449
	Total		1,599,481	1,599,481
	Discloser: A new code of account was opened for payment of dues to suppliers. But later the suppliers were paid from the previous code. As a result the above suppliers' money was not adjusted for a long time and it still remained so.			
23.00	Payroll & Expenses for Creditors & Provision			
	Unpaid Wages/Final Settlement Bill (20%)		164,978	4,285,787
	Unpaid Salary/ Final Settlement Bill (20%)		9,413,688	10,967,793
	Expenses on Stores/Prov. for Inspection fee		-	2,391,381
	Provision for Expenses		12,634,675	15,046,607
	Undistributed Fund (W.W.F 20%)		74,536	74,536
	Total		22,287,877	32,766,104
24.00	Provision For Taxation			
	Opening Balance		52,571,735	52,199,739
	Provision made for the Year		435,899	371,996
	Closing Balance		53,007,634	52,571,735
	The details of Advance against Income Tax have been given in "Aneexure-B"			
25.00	Loan From BSEC			
	Opening Balance		120,458,958	87,929,661
	Add: Addition during the year		24,323,567	37,345,130
			144,782,525	125,274,791
	Less: Adjustment during the year		-	4,815,833
	Closing Balance		144,782,525	120,458,958
26.00	Creditors For Other Finance			
	Employee P.F Contribution (Own)		18,130,703	18,791,559
	Employees P.F Contribution (Company)		12,990,369	12,844,798
	Employee P.F Loan		8,526,242	8,424,742
	Union Fee (2474)		3,311	13,511
	Security Deposit	Annex-D	10,447,953	11,254,826
	Officers Association		15,050	40,950
	Income Tax		624,077	760,443
	Advance Against Sales		13,266	247,890
	Others (D.F.P)		2,410	2,410
	Creditor for goods Supply		2,576,135	1,847,078
	VAT		1,934,768	1,855,605
	Dealar Commission		493,409	-
	Revenue		11,300	-
	Total		55,768,993	56,083,812

Notes	Particulars	Sub-Notes	Amount in Taka	
			June 30, 2024	June 30, 2023
27.00	Inter Project Current Account			
	M/s. National Tubes Ltd.		245,132	195,210
	M/s. Atlas Bangladesh Ltd.		678,206	674,036
	M/s. Progati Industries Ltd., Chittagong		170,634	170,634
	M/s. Chittagong Dry Dock & H. S. S. Ltd.		210,064	210,064
	M/s. Eastern Cables Ltd.		114,800	54,489
	M/s. Bangladesh Blade Factory Ltd.		120,967	120,967
	M/s. Dhaka Steel Works Ltd.		15,745	15,745
	M/s. Prince Iron & Steel Ind.		37,501	37,501
	M/s. Chittagong Steel Mills		112,217	112,217
	Total		1,705,266	1,590,863



Notes	Particulars	Sub-Notes	Amount in Taka	
			2023-2024	2022-2023
28.00	Sales			
	Tube Light		4,193,820	2,793,760
	CFL		8,403,230	8,192,350
	LED Bulb		22,136,731	19,078,735
	LED Tube		16,116,975	9,572,720
	Gross Sales		50,850,756	39,637,565
	Less: Vat		2,492,851	1,990,633
	Net Sales		48,357,905	37,646,932
29.00	Administrative Overhead			
	Administrative Overhead (Other)	29.01	11,463,742	12,665,253
	Administrative Overhead (Salary)	29.02	23,387,574	30,800,959
	Total		34,851,316	43,466,212
29.01	Administrative Overhead (Other)			
	Insurance (Employee)		170,565	155,857
	Medical Expenses		1,400	-
	Uniform		200,000	230,000
	Entertainment		188,517	189,932
	Social Welfare		356,275	311,425
	Traveling Expenses		182,002	128,852
	Conveyance		94,855	118,995
	Printing & Stationery		181,905	121,804
	Computer Expenses (Printing)		-	110,854
	Postage Expenses		2,220	9,590
	Telephone		24,302	18,948
	Rent, Rates & Taxes		226,625	11,052
	Vehicle Maintenance Expenses		137,029	93,129
	Oil & Fuel		144,716	127,791
	Head Office Overhead		200,000	100,000
	Consultancy Fees/PF		-	6,000
	News Paper		-	13,304
	ICT Expenses		91,890	226,335
	Training Expenses		66,963	-
	ETL Company Board Expenses		292,562	153,364
	Fixed Electricity		65,280	65,280
	Canteen Subsidy		437,320	545,220
	Building Maintenance		43,766	523,142
	Depreciation		7,638,169	7,776,472
	Peliminary Expenses (LED Project) Amortization		439,883	439,883
	Research & Development		-	10,873
	BSTI		-	1,150
	ISO Expenses/Trade License		63,250	120,175
	Honorium		117,400	-
	Miscellaneous Expenses		96,848	1,055,826
	Total		11,463,742	12,665,253

Notes	Particulars	Sub-Notes	Amount in Taka	
			2023-2024	2022-2023
29.02	Administrative Overhead (Salary)			
	Salaries (Basic)		9,611,968	13,093,274
	House Rent		5,184,354	7,022,672
	Conveyance		81,861	94,049
	Washing Allowance		8,339	9,349
	Medical Allowance		593,917	739,761
	Employee Provident Fund Contribution		432,761	467,499
	Leave Pay & Gratuity		3,029,947	3,921,615
	Festival Bonus		1,768,398	2,290,372
	Overtime		101,788	273,005
	Educational Allowance		154,491	159,674
	Others Allowance		27,451	80,999
	Special/Technical Pay		537,402	-
	Casual Staff		1,854,897	2,648,690
	Total		23,387,574	30,800,959
30.00	Managing Director Remuneration			
	Remuneration (Basic)		761,485	829,440
	House Rent		378,549	414,720
	Medical Allowance		17,710	18,000
	Leave Pay & Gratuity		277,368	290,304
	Festival Bonus		150,612	128,832
	Educational Allowance		11,903	6,500
	Others Allowance		75,224	36,237
	Total		1,672,851	1,724,033
31.00	Audit Fees			
	Opening Balance		40,000	40,000
	Add: Addition during the year		40,000	40,000
			80,000	80,000
	Less: Adjustment during the year		40,000	40,000
	Closing Balance		40,000	40,000
32.00	Selling & Distribution Expenses			
	Advertisement Expenses		119,126	1,483,845
	Entertainment		255,437	110,003
	Transport		143,189	164,037
	Exhibition (Trade Fair)		59,350	228,902
	Dealer Commission		1,554,572	615,353
	Dealers Conference		-	14,700
	Printing & Stationary		238,542	15,867
	Conveyance		5,160	-
	Telephone		2,400	-
	Repair & Maintenance		10,985	-
	Oil & Fuel		47,210	-
	Miscellaneous		180,058	-
	Service & Suppliers		594,320	-
	Total		3,210,349	2,632,707

Notes	Particulars	Sub-Notes	Amount In Taka	
			2023-2024	2022-2023
33.00	Financial Expenses			
	Bank Charge Commission		351,409	74,860
	Interest on Short term loan		5,005,144	4,749,375
	Total		5,356,553	4,824,235
34.00	Non-Operating Income			
	Tender Documents		46,000	4,500
	Broken Glass		4,370	-
	Rental Income		24,029,664	24,222,800
	Bank Interest		198,075	47,795
	Miscellaneous Income		13,796	77,241
	Total		24,291,905	24,352,336
35.00	Income Tax Expenses			
	Net Profit/(Loss) before Tax		(44,021,277)	(63,624,350)
	Income Tax Expenses @27.5% on net Profit		-	-
	Due to loss minimum Income Tax Expenses Calculation:			
	Gross received (Net Sales + Non-Operating Income)		72,649,810	61,999,268
	Income Tax Expenses @.60% on gross receipts		435,899	371,996

EASTERN TUBES LIMITED
(An enterprise of BSEC under Ministry of Industry)
Schedule of Fixed Assets
For the year ended 30 June, 2024

Tube Light+CFL+LED Bulb

Annexure-A

Sl. No.	Particulars	COST				Rate of Dep.	DEPRECIATION			Written Down Value as on 30.06.2024
		Opening Balance as on 01.07.2023	Addition during the year	Disposal during the year	Closing Balance as on 30.06.2024		Charged during the year	Adjustment during the year	Closing Balance as on 30.06.2024	
1	Land	216,126	-	-	216,126	0%	-	-	-	216,126
2	Building	157,726,120	281,102	-	158,007,222	10%	7,543,495	-	23,272,596	134,734,626
3	Machinery Tools & Equipment	215,425,857	-	-	215,425,857	15%	9,795,863	-	43,185,329	172,240,528
4	Furniture	1,909,845	24,900	-	1,934,745	10%	63,993	-	1,333,910	600,835
5	Vehicles	4,071,107	-	-	4,071,107	20%	15,278	-	4,009,998	61,109
6	Other Assets	16,267,927	40,184	-	16,308,111	15%	1,676,795	-	6,766,092	9,542,020
	Sub Total	395,616,982	346,186	-	395,963,168		19,095,424	-	78,567,925	317,395,244
7	Unerected Machinery	17,651,922	-	-	17,651,922	0%	-	-	-	17,651,922
	Total as on 30.06.2024	413,268,904	346,186	-	413,615,090		19,095,424	-	78,567,925	335,047,166
	Total as on 30.06.2023	412,949,916	318,988	-	413,268,904		19,441,180	-	59,472,500	353,796,404

N. B: -No Depreciation Charge on Unerected Machinery & Additional Assets.

Allocation of Depreciation	Depreciation 30.06.2024	Depreciation 30.06.2023
Factory Overhead 60%	11,457,254	11,664,708
Administrative Overhead 40%	7,638,169	7,776,472
Total	19,095,423	19,441,180



EASTERN TUBES LIMITED
(An enterprise of BSEC under Ministry of Industry)
Schedule of Fixed Assets
For the year ended 30 June, 2024

Sl. No.	Particulars	COST				Rate of Dep.	DEPRECIATION				Minimum Carrying Value as on 30.06.2024
		Opening Balance as on 01.07.2023	Addition during the year	Disposal during the year	Closing Balance as on 30.06.2024		Opening Balance as on 01.07.2023	Charged during the year	Adjustment during the year	Closing Balance as on 30.06.2024	
1	Land	216,126	-	-	216,126	0%	-	-	-	-	216,126
2	Building	6,495,838	281,102	-	6,776,940	10%	617,610	-	6,159,330	-	5,541,720
3	Machinery Tools & Equipment	19,705,386	-	-	19,705,386	15%	2,955,807	-	16,749,579	-	16,749,579
4	Furniture	1,851,052	24,900	-	1,875,952	10%	187,595	-	1,688,357	-	1,688,357
5	Vehicles	3,288,758	-	-	3,288,758	20%	657,752	-	2,631,006	-	2,631,006
6	Other Assets	3,748,325	40,184	-	3,788,509	15%	568,276	-	3,220,233	-	3,220,233
	Sub Total	35,305,485	346,186	-	35,651,671		3,391,112	-	32,260,559	-	32,260,559
7	Unrected Machinery	17,651,922	-	-	17,651,922	0%	-	-	-	-	17,651,922
	Total as on 30.06.2024	52,957,407	346,186	-	53,303,593		3,391,112	-	50,012,481	-	50,012,481
	Total as on 30.06.2023	52,701,019	256,388	-	52,957,407		3,562,204	-	49,395,203	-	49,395,203

N. B: -No Depreciation Charge on Unrected Machinery & Additional Assets.

Additional Assets

Sl. No.	Description	Value as on 30.06.2023
01	Guard Room	281,102
02	SS Steel/Executive Chair	14,900
03	Plastic Chair	-
04	Projector	-
05	Digital Attendance Machine	-
06	Exhaust Fan	-
07	Monitor	13,846
08	Printer	-
09	Moving Fan	-
10	Mobile Hand Set	26,138
	Total	146,186

Particulars	Depreciation 30.06.2024	Depreciation 30.06.2023
Factory Overhead 60%	203,467	213,722
Administrative Overhead 40%	135,645	142,482
	339,112	356,204



EASTERN TUBES LIMITED
(An enterprise of BSEC under Ministry of Industry)
Schedule of Fixed Assets
For the year ended 30 June, 2024

CFL		Annexure-A/2											
Sl. No.	Particulars	COST					Rate of Dep.	DEPRECIATION				Written Down Value as on 30.06.2024	
		Opening Balance as on 01.07.2023	Addition during the year	Disposal during the year	Closing Balance as on 30.06.2024			Opening Balance as on 01.07.2023	Charged during the year	Adjustment during the year	Closing Balance as on 30.06.2024		
1	Land	-	-	-	-	-	0%	-	-	-	-	-	-
2	Building	3,314,594	-	-	3,314,594	-	10%	2,157,208	115,738.60	-	2,272,947	1,041,647	-
3	Machinery Tools & Equipment	6,466,451	-	-	6,466,451	-	15%	5,125,886	201,084.75	-	5,326,971	1,139,480	-
4	Furniture	58,793	-	-	58,793	-	10%	24,792	3,400.10	-	28,192	30,601	-
5	Vehicles	782,349	-	-	782,349	-	20%	715,146	13,440.60	-	728,587	53,762	-
6	Other Assets	307,282	-	-	307,282	-	15%	239,143	10,220.85	-	249,364	57,918	-
	Sub Total	10,929,469	-	-	10,929,469	-		8,262,175	343,885	-	8,606,060	2,323,409	-
7	Unrected Machinery	-	-	-	-	-		-	-	-	-	-	-
	Total as on 30.06.2024	10,929,469	-	-	10,929,469	-		8,262,175	343,885	-	8,606,060	2,323,409	-
	Total as on 30.06.2023	10,929,469	-	-	10,929,469	-		7,864,402	397,772	-	8,262,174	2,667,295	-

N. B : - No Depreciation Charge on Additional Assets.

Allocation of Depreciation	Depreciation 30.06.2024	Depreciation 30.06.2023
Factory Overhead 60%	206,331	238,663
Administrative Overhead 40%	137,554	159,109
Total	343,885	397,772

Additional Assets:

- i) Plastic Chair
- ii) Marking Stamp



EASTERN TUBES LIMITED
(An enterprise of BSEC under Ministry of Industry)
Schedule of Fixed Assets
For the year ended 30 June, 2024

Sl. No.	Particulars	COST				Rate of Dep.	DEPRECIATION				Written Down Value as on 30.06.2024
		Opening Balance as on 01.07.2023	Addition during the year	Disposal during the year	Closing Balance as on 30.06.2024		Opening Balance as on 01.07.2023	Charged during the year	Adjustment during the year	Closing Balance as on 30.06.2024	
1	Land	-	-	-	-	0%	-	-	-	-	-
2	Building	147,915,688	-	-	147,915,688	5%	7,395,784.00	-	14,791,568	-	131,124,120
3	Machinery Tools & Equipment	189,254,020	-	-	189,254,020	5%	9,459,571.00	-	18,919,142	-	170,334,878
4	Furniture	-	-	-	-	10%	-	-	-	-	-
5	Vehicles	-	-	-	-	20%	-	-	-	-	-
6	Other Assets	12,212,320	-	-	12,212,320	15%	1,831,848.00	-	3,388,919	-	8,823,402
	Sub Total	349,382,028	-	-	349,382,028		18,687,203	-	37,099,629	-	312,282,399
7	Unrected Machinery	-	-	-	-		-	-	-	-	-
	Total as on 30.06.2024	349,382,028	-	-	349,382,028		18,687,203	-	37,099,629	-	312,282,399
	Total as on 30.06.2023	349,319,428	62,600	-	349,382,028		-	-	18,687,203	-	330,694,825

N. B : - No Depreciation Charge on Additional Assets.

Allocation of Depreciation	Depreciation 30.06.2024	Depreciation 30.06.2023
Factory Overhead 60%	11,047,456	11,212,322
Administrative Overhead 40%	7,364,970	7,474,881
Total	18,412,426	18,687,203

Additional Assets:

i) Servo motor of scanner printer



EASTERN TUBES LIMITED
(An enterprise of BSEC under Ministry of Industry)
SCHEDULE OF ADVANCE AGAINST INCOME TAX
For the year ended 30th June, 2024

SL No	FINANCIAL YEAR	ASSESSMENT YEAR	PFOFIT/ (LOSS)	PROVISION FOR INCOME TAX	ADVANCE INCOME TAX PAID	ASSESSED BY DCT	NET TAX DEMAND	Annexure-8 REMARKS
1	1995-1996	1996-1997	18,998,349	8,549,256	8,451,256	19,128,781	8,644,598	DCT yet not made the revised assessment against tribunal order.
2	1998-1999	1999-2000	21,300,153	8,520,061	11,182,773	-	-	-do-
3	1999-2000	2000-2001	22,359,269	8,943,707	7,794,011	-	-	-do-
4	2000-2001	2001-2002	13,638,499	5,455,400	6,922,424	-	-	-do-
5	2001-2002	2002-2003	14,718,088	5,911,075	5,954,782	-	-	Appeal filed to the honorable High court.
6	2002-2003	2003-2004	14,751,974	5,283,247	3,566,886	-	-	DCT yet not made the revised assessment against tribunal order.
7	2003-2004	2004-2005	7,470,356	2,801,384	3,434,691	-	-	Appeal filled to the commissioner of taxes.
8	2004-2005	2005-2006	5,285,279	1,981,979	438,082	-	-	Income tax return is submitted.
9	2005-2006	2006-2007	2,683,998	1,073,599	2,356,272	-	-	-do-
10	2006-2007	2007-2008	2,585,966	819,391	609,211	-	-	-do-
11	2007-2008	2008-2009	4,762,749	1,786,031	1,576,189	-	-	-do-
12	2008-2009	2009-2010	1,342,092	503,284	904,971	-	-	-do-
13	2009-2010	2010-2011	1,523,533	571,325	416,428	-	-	-do-
14	2010-2011	2011-2012	(8,443,844)	-	1,525,284	-	-	-do-
15	2011-2012	2012-2013	(12,181,438)	-	1,660,989	-	-	-do-
16	2012-2013	2013-2014	(10,390,910)	-	1,538,046	-	-	-do-
17	2013-2014	2014-2015	(23,010,229)	-	1,048,865	-	-	-do-
18	2014-2015	2015-2016	(31,552,202)	-	978,243	-	-	-do-
19	2015-2016	2016-2017	(32,210,305)	-	1,435,526	-	-	-do-
20	2016-2017	2017-2018	(37,424,220)	-	1,033,915	-	-	-do-
21	2017-2018	2018-2019	(36,315,385)	-	1,286,379	-	-	-do-
22	2018-2019	2019-2020	(46,509,865)	-	2,707,618	-	-	-do-
23	2019-2020	2020-2021	(46,509,865)	-	690,791	-	-	-do-
24	2020-2021	2021-2022	(30,623,875)	-	1,268,679	-	-	-do-
25	2021-2022	2022-2023	(25,492,298)	-	2,112,512	-	-	-do-
26	2022-2023	2023-2024	(63,996,345)	371,996	4,660,670	-	-	Income tax return will be submitted.
27	2023-2024	2024-2025	(42,246,259)	435,899	3,454,746	-	-	Income tax return will be submitted.
	Total		(315,486,735)	53,007,634	79,010,239	19,128,781	8,644,598	



EASTERN TUBES LIMITED
(An enterprise of BSEC under Ministry of Industry)
SCHEDULE OF COST OF GOODS SALE
For the year ended 30th June, 2024

Sl. No.	Particulars	Annexure-C	
		Amount in Tk.	
		2023-2024	2022-2023
1	Material Consumed (D/1)	23,280,652	48,687,862
2	Labour/Wages (D/2)	26,321,450	30,299,898
3	Factory Overhead (D/3)	4,917,998	5,238,627
4	Indirect Materials/Packing Materials	2,091,123	2,718,684
5	Depreciation	11,457,254	11,664,707
6	Manufacturing Cost for the Year	68,068,477	98,609,778
7	Change in Working Process	1,885,785	359,419
8	Cost of Production For the Year (6+7)	69,954,262	98,969,197
9	Change in Finish Goods	1,585,756	(26,032,767)
10	Cost of Goods Sales (8-9)	71,540,018	72,936,430

EASTERN TUBES LIMITED
(An enterprise of BSEC under Ministry of Industry)
SCHEDULE OF RAW MATERIALS CONSUMED
For the year ended 30th June, 2024

Sl. No.	Particulars	Annexure-C/1	
		Amount in Tk.	
		2023-2024	2022-2023
1	2		(3+4+5+6)=7
	(A) Materials Consumed :		
1	Raw Materials Consumed	23,161,747	48,092,875
2	Chemical Consumed	11,250	26,250
3	Stores Consumed	107,655	568,737
	Sub Total	23,280,652	48,687,862
	(B) Indirect Materials :		
4	Packing Materials	2,091,123	2,718,684
	Sub Total	2,091,123	2,718,684
	Grand Total (A+B)	25,371,775	51,406,546

EASTERN TUBES LIMITED
(An enterprise of BSEC under Ministry of Industry)
SCHEDULE OF WAGES
For the year ended 30th June, 2024

Annexure-C/2

Sl. No.	Particulars	Amount in Taka	
		2023-2024	2022-2023
1	Wages (Basic)	11,884,000	13,506,888
2	Casual Labor	721,760	1,237,690
3	House Rent	5,894,555	6,854,566
4	Conveyance	136,251	144,448
5	Washing Allowance	66,484	69,623
6	Medical Allowance	1,066,259	1,167,965
7	Employee P.F Contribution	806,447	875,293
8	Leave Pay & Gratuity	3,169,714	3,700,954
9	Festival Bonus	2,138,968	2,399,532
10	Educational Allowance	333,306	342,939
11	Special Facilities	103,706	-
	Total	26,321,450	30,299,898

EASTERN TUBES LIMITED
(An enterprise of BSEC under Ministry of Industry)
SCHEDULE OF FACTORY OVERHEAD
For the year ended 30th June, 2024

Annexure-C/3

Sl. No.	Particulars	Amount in Taka	
		2023-2024	2022-2023
A.	Electricity	1,907,794	2,348,317
	Gas	711,282	451,951
	Sub Total	2,619,076	2,800,268
B.	Other Factory Overhead:		
	Water	607,374	507,726
	Canteen Subsidy	832,975	891,150
	Uniform	240,774	241,908
	Repair & Maintenance	384,855	597,575
	Research and Development	22,744	-
	Honorium	13,200	-
	Group Term Insurance (Employee)	197,000	200,000
	Sub Total	2,298,922	2,438,359
C.	Grand Total (A+B)	4,917,998	5,238,627



EASTERN TUBES LIMITED
(An enterprise of BSEC under Ministry of Industry)
SCHEDULE OF SECURITY DEPOSIT
For the year ended 30th June, 2024

Sl. NO.	NAME OF THE PARTY	Annexure-D	
		Amount In Taka	
		2023-2024	2022-2023
1	M/s. Anowar Brothers	25,000	25,000
2	M/s. Ababil Traders	25,000	25,000
3	M/s. Ahmed Sons	10,000	10,000
4	M/s. Akkas Co.	1,000	1,000
5	M/s. Alok Shomber	25,000	25,000
6	M/s. ADM Electric Co.	15,000	15,000
7	M/s. Azad Electric House	25,000	25,000
8	M/s. Abu syed Electric	25,000	25,000
9	M/s. Amazon Traders	2,441	2,441
10	M/s. Adshere	2,300	2,300
11	M/s. Arif Electric Co.	25,000	25,000
12	M/s. Al-amin Enterprise	5,000	5,000
13	M/s. Ahmed & Trading	15,000	15,000
14	M/s. Ahmadi Traders	25,000	25,000
15	M/s. Al-Sandary International	4,555	4,555
16	M/s. Abdus Samad Chowdhury	25,000	25,000
17	M/s. Ali Electric	25,000	25,000
18	M/s. Ballal Electric	25,000	25,000
19	M/s. Babul Motor Works	2,426	2,426
20	M/s. Bangladesh Electric House	25,000	25,000
21	M/s. Bureemare Trading Co.	25,000	25,000
22	M/s. Badal Electric	25,000	25,000
23	M/s. The Bridge Electric Co.	25,000	25,000
24	M/s. BhaiBhai Electric	25,000	25,000
25	M/s. Bithi Traders	1,042	1,042
26	M/s. Bappi Electric	25,000	25,000
27	M/s. City Electric House	10,000	10,000
28	M/s. Chowdhury Enterprise	25,000	25,000
29	M/s. City Auto Craps	5,000	5,000
30	M/s. C. Auto Engineering Works	6,125	6,125
31	M/s. Car Diagnostic Center	5,000	5,000
32	M/s. Dina Electric Co.	25,000	25,000
33	M/s. Diamond Electric	15,000	15,000
34	M/s. D.K Enterprise	39,142	39,142
35	M/s. Electron	25,000	25,000
36	M/s. Energy-pac & Engineering Ltd.	26,000	26,000
37	M/s. Farjana Packaging	322,050	322,050
38	M/s. Fancy Electric House	25,000	25,000
39	M/s. Five Star	10,000	10,000
40	M/s. Fesecativss Ltd.	10,000	10,000
41	M/s. Fatema General Store	10,000	10,000
42	M/s. Flash	3,765	3,765
43	M/s. G.P Traders	10,000	10,000
44	M/s. The General Electric Co.	25,000	25,000



SL. NO.	NAME OF THE PARTY	Amount In Taka	
		2023-2024	2022-2023
45	M/s. Holographic Bangladesh	24,500	24,500
46	M/s. Hossain Electric	10,000	10,000
47	M/s. H.A Hakim Electric Enterprise	25,000	25,000
48	M/s. Hassan & Company	10,000	10,000
49	M/s. Hira Electric	25,000	25,000
50	M/s. Hoque Electric	25,000	25,000
51	M/s. Hura Sagar Enterprise	1,539	1,539
52	M/s. Harun Electric	25,000	25,000
53	M/s. International Electric Co.	15,000	15,000
54	M/s. J. M Fabrics	25,000	25,000
55	M/s. Khair Electric & Supplier	25,000	25,000
56	M/s. Kazi Bidhut Bitan	25,000	25,000
57	M/s. Khurshed Electric House	25,000	25,000
58	M/s. Karnofully Trading	15,000	15,000
59	M/s. Karnafully Electric Store	25,000	25,000
60	M/s. Khaza Electric Co.	25,000	25,000
61	M/s. Light Corner	25,000	25,000
62	M/s. Minara Trading Agency	10,000	10,000
63	M/s. Moon Electric Co.	25,000	25,000
64	M/s. Maharun Electric Co.	3,548	3,548
65	M/s. Metro Electric & Manter Store	25,000	25,000
66	M/s. Minara Mike Radio House	10,000	10,000
67	M/s. Manay International	10,000	10,000
68	M/s. Mitu Enterprise	25,000	25,000
69	M/s. Moden Electric	15,000	15,000
70	M/s. Murse Electric Store	10,000	10,000
71	M/s. Mubarak Traders	10,000	10,000
72	M/s. Model Electric Works	25,000	25,000
73	M/s. Metali Light House	25,000	25,000
74	M/s. Mainer Brothers	25,000	25,000
75	M/s. M.T.S, Mirpur	5,000	5,000
76	M/s. M. Rahman Electric	25,000	25,000
77	M/s. Mannan Sufia Elec. & Electr. Media	25,000	25,000
78	M/s. Miazee Trading Co.	25,000	25,000
79	M/s. New Bizly Bitan	25,000	25,000
80	M/s. Natural Electric Store	10,000	10,000
81	M/s. New Electric House	5,000	5,000
82	M/s. Nesse International	23,481	23,481
83	M/s. Nazrul Electric	25,000	25,000
84	M/s. Purbanchal Electric Corporation	25,000	25,000
85	M/s. Purbasha Bidhut Bitan	25,000	25,000
86	M/s. Padma Taders	15,000	15,000
87	M/s. Panama Light House	25,000	25,000
88	M/s. Rahmani Electric	25,000	25,000
89	M/s. R.U Electric Store	25,000	25,000
90	M/s. Arco Electric Co.	25,000	25,000
91	M/s. Rana Electric Corporation	25,000	15,000
92	M/s. Rainbow Electric	25,000	25,000
93	M/s. Rahman Agency	10,000	10,000
94	M/s. Rana Electric Corporation	-	10,000
95	M/s. Royal Bidhut Bitan	25,000	25,000

Sl. NO.	NAME OF THE PARTY	Amount in Taka	
		2023-2024	2022-2023
96	M/s. R.M Trading Agency	10,000	10,000
97	M/s. Rose Electric Co.	25,000	25,000
98	M/s. Real Inter Trad.	15,900	15,900
99	M/s. Sumon Trading	25,000	25,000
100	M/s. Sarmin Electric	15,000	15,000
101	M/s. Sumon Traders	1,000	1,000
102	M/s. Samata Electric Works	25,000	25,000
103	M/s. Sarwar Electric & Engineering	25,000	25,000
104	M/s. Sajjad Brothers Enterprise	10,000	10,000
105	M/s. Shaha Traders	15,000	15,000
106	M/s. Samity Electric Co.	10,000	10,000
107	M/s. Syed Mustakim	10,000	10,000
108	M/s. S.S Electric Agency	10,000	10,000
109	M/s. S.M Trading	25,000	25,000
110	M/s. Samver Enterprise	25,000	25,000
111	M/s. Satkania Electric	25,000	25,000
112	M/s. Sifa Trading	25,000	25,000
113	M/s. The New Electric Co.	10,000	10,000
114	M/s. The Globe Electric corporation	25,000	25,000
115	M/s. The Moon Electric House	25,000	25,000
116	M/s. The New Electric Co.	15,000	15,000
117	M/s. The Electric Chamber	25,000	25,000
118	M/s. Tapos Enterprise	25,000	25,000
119	M/s. Techno International	10,000	10,000
120	M/s. Teneon Technology	1,095	1,095
121	M/s. Taj Enterprise	2,000	2,000
122	M/s. The Light House (Chill)	25,000	25,000
123	M/s. Younus Electric & Engineering Store	25,000	25,000
124	M/s. Zaker Enterprise	25,000	25,000
125	M/s. Zannat Printing Works	5,700	5,700
126	M/s. Zia Electric	25,000	25,000
127	M/s. Dhaka Electric Co.	25,000	25,000
128	M/s. Prominent Printers	10,425	10,425
129	M/s. New S. M. Electric	25,000	25,000
130	M/s. Sorder Future Farm	25,000	25,000
131	M/s. Rahim Electric	25,000	25,000
132	M/s. Rokan Electric House	25,000	25,000
133	M/s. Firoze Enterprise	25,000	25,000
134	M/s. Babul Trading Corporation	25,000	25,000
135	M/s. New Brothers Enterprise	25,000	25,000
136	M/s. Hasan Enterprise & Electric Store	25,000	25,000
137	M/s. Imtiaz Electric & Electronics	25,000	25,000
138	M/s. Ever Green Enterprise	27	25,000
139	M/s. Praman Enterprise	25,000	25,000
140	M/s. Frinds Fashion	25,000	25,000
141	M/s. Senco Jewelers	25,000	25,000
142	M/s. Hossain Trading Co.	49,500	49,500
143	M/s. Hiper Corporation	4,200	4,200
144	M/s. New Famous Electric	25,000	25,000

SL. NO.	NAME OF THE PARTY	Amount in Taka	
		2023-2024	2022-2023
145	M/s. Pikel Power	25,000	25,000
146	M/s. J.F Popular Express	30,000	30,000
147	M/s. Firoz & Sons	25,000	25,000
148	M/s. John Electric Lamp Industries Ltd.	90,000	90,000
149	M/s. Tanvir Store	27,300	25,000
150	M/s. Tuhin Enterprise	25,000	25,000
151	M/s. Samir Enterprise	100,000	100,000
152	M/s. Mans Techno	470,782	720,782
153	M/s. Pragati Industries Ltd.	740,000	740,000
154	M/s. ENC Technology Ltd.	25,000	25,000
155	M/s. Roshna House	-	5,000
156	M/s. Graphic Point	70,610	70,610
157	M/s. Gazi Wires Ltd.	1,147,800	1,677,000
158	M/s. ADEX Group	3,022,500	3,022,500
159	M/s. South Asia Engineering Works	25,000	25,000
160	M/s. Ahmed Trading	520,000	520,000
161	M/s. Continantal Courier Service	955,200	955,200
162	M/s. Spayers House	25,000	25,000
163	M/s. Trade Hub bd.	25,000	25,000
164	M/s. Shawon Enterprise	25,000	25,000
165	M/s. Omer Electric	25,000	25,000
166	M/s. Global Engineearing Co.	25,000	25,000
167	M/s Electric Corporation	25,000	25,000
Total		10,447,953	11,254,826



EASTERN TUBES LIMITED
(An enterprise of BSEC under Ministry of Industry)
SCHEDULE OF ADP LOAN
For the year ended 30th June, 2024

Annexure-E

SL. No.	Particulars	Amount in Tk.		
		2023-2024		
Govt. Loan			Annexure-E1	
1	Principal			18,631,000
2	Less : ADP Loan refunded Principal Amount Tk=30.31 Lac through BSEC Date-26/05/2008.			3,031,000
				15,600,000
3	Interest Accrued 1 st July-2023	63,521,701		
	Add : Interest Charge During the Year	780,000		
		64,301,701		
4	Less : Interest on ADP loan Paid Tk=30.00 Lac through BSEC Date-05/05/2009.	3,000,000		61,301,701
3	Loan: LED Plant Govt. Loan			259,449,936
Balance AS ON 30.06.2024				336,351,637
Govt. Grant			Annexure-E2	
1	Loan: LED Plant Govt. Grant			172,966,624
Grant Total of Govt Loan & Grant Balance AS ON 30.06.2024				509,318,261



EASTERN TUBES LIMITED
(An enterprise of BSEC under Ministry of Industry)
SCHEDULE OF ADVANCE PRE PAYMENTS & DEPOSITS (CR. BALANCE)
For the year ended 30th June, 2024

Sl. No.	Particulars	Annexure-F	
		Amount in Taka	
		2023-2024	2022-2023
A.	Advance Against Expenses :		
1	Mrs. Parvin Akter, Asst. Admin. Officer	55	55
2	Mr. Md. Shamsheer Ali, Sr. Admin. Officer	7,270	7,270
3	Mrs. Amena Khanom, Manager (Admin)	2,137	36,063
4	Md. Abul Kalam Azad (Accounts Officer)	113	-
5	Md. Syful Islam	532	-
6	Mr. Maksudur Rahman, Senior Sales Officer	-	100
	Sub-Total	10,106	43,488
B.	Advance Against TA/DA :		
1	Mr. Md. Sakhwat Hossain, Dy. Chief Engineer	1,715	1,715
2	Mr. Md. Istiaqque Ahmed, Dy. Chief Engineer	5,022	5,022
3	Mr. Abul Rashed Ahmedun Nur, Manager (Sales)	1,000	1,000
4	Mr. Md. Abdul Bari, Asst. Comm. Officer	2,066	2,066
	Sub-Total	9,803	9,803
C.	Advance Against Salary Income Tax :		
1	Mr. Md. Arifuzzaman, Asst. Engineer	-	3,300
2	Mr. Md. Istiaqque Ahmed, Dy. Chief Engineer	7,848	7,848
3	Mr. Syed Mohammad Shaherul Azam, M.D	834	834
4	Mrs. Amena Khanom, Manager (Admin)	4,153	4,153
6	Mr. Masudul Hasan, Deputy Chief Accts Officer	3,332	5,000
7	Mr. Shah Md. Sufiullah Khandakar, DGM	4,166	5,000
8	Mr. Shahidul Islam, Deputy General Manager	5,000	5,000
9	Mr. Nasir Uddin Bhuyan, Accounts Officer	5,000	5,000
10	Mr. Abul Kalam Azad, Accounts Officer	-	5,000
11	Mr. Nure Alam Azoff, Sr. Comm. Officer	3,332	5,000
13	Mr. Md. Abdul Bari, Comm. Officer	834	5,000
14	Mr. Manik Kumar Sarkar, Sr. Store Officer	5,000	5,000
15	Mr. Shamim Ahmed, Dy. Chief Engineer	3,332	5,000
16	Mr. Md. Atiqul Alam, Dy. Chief Engineer	834	834
17	Mr. Ferdous Jahan, Asst. Engineer	-	5,000
18	Mr. Md Faisal, Asst. Engineer	5,000	5,000
19	Mr. Habibur Rahman, Asst. Engineer	5,000	5,000
20	Mr. Moin Hasan, Asst. Engineer	5,000	5,000
21	Mr. Maksudur Rahman, Senior Commercial Officer	2,502	5,000
22	Mrs. Rokeya Sadaf, Comm Officer	450	450
23	Mr. Kofil Uddin, Office Assistant	-	5,000
25	Mr. Md. Abul Hasem Khan, Commercial Assistant	5,000	5,000
26	Mrs. Affia Ferdous, Deputy General Manager	2,502	5,000
27	Mr. Shajib Kanti Podder, Commercial Officer	5,000	5,000
28	Mr. Nabarun Sarker, Dy. Chief Engr.	5,000	5,000
29	Mrs. Sharmin Rahman, Commercial Officer	-	5,000
30	Mr. Afruzzaman Sharif, DGM	5,000	5,000
31	Muhammad Rofiqul Islam Deputy Chief Engineer	1,762	-
	Sub-Total	85,881	122,419

Sl. No.	Particulars	Amount in Taka	
		2023-2024	2022-2023
D.	Advance Against House Building Loan :		
1	Mr. S.M. Mojammel Haque, Ex. Manager(Admin)	24,000	24,000
2	Mr. Md. Istiaque Ahmed, Dy. Chief Engineer	62,500	62,500
3	Mrs. Amena Khanom, Manager Admin	504,000	504,000
4	Mr. Masudul Hasan, Deputy Chief Accts Officer	223,000	223,000
5	Mrs. Rokeya Sadaf, Comm Officer	75,000	75,000
6	Mr. Maksudur Rahman, Sr. Commercial Officer	75,000	69,000
7	Mrs. Affia Ferdous, D.G.M	319,000	277,000
8	Sheikh Kamal, Driver	30,000	-
9	Mr. Mohd. Sultan Nasiruddin, Asst. Chief Accounts Officer	12,000	-
10	Mrs. Sharmin Rahman, Sr. Commercial Officer	36,000	30,000
	Sub-Total	1,360,500	1,264,500
E.	Advance Against House Computer Loan :		
1	Mr. Mohd. Sultan Nasiruddin, Asst. Chief Accounts Officer	500	-
2	Rokeya Sadaf, Commercial Officer	1,000	-
3	Sheikh Kamal, Driver	2,500	-
4	Mr. Md. Masudul Hasan, Deputy Chief Accounts Officer	9,000	-
5	Mr. S.M. Mojammel Haque, Ex. Manager(Admin)	6000	6,000
	Sub-Total	19,000	6,000
F.	Advance Against Honda Loan :		
1	Mrs. Amena Khanom, Sr. Admin. Officer	63,990	63,990
2	Mr. Mohd. Sultan Nasiruddin, Asst. Chief Accounts Officer	1000	-
3	Mr. Masudul Hasan, Asst. Chief Accts Officer	28000	28,000
	Sub-Total	92,990	91,990
G.	Advance Against BSEC Welfare Loan :		
1	Mr. Masudul Hasan, Deputy Chief Accounts Officer	-	9,000
2	Sultan Nasiruddin, Ass. Chief	1,750	-
3	Mrs. Rokeya Sadaf, Commercial Officer	-	1,000
	Sub-Total	1,750	10,000
H.	Advance Against House Rent Allowance & Facilities Loan:		
1	Mrs. Jannatul Ferdos, Sr. Administrative Officer	996,822	996,822
2	Mrs. Rokeya Sadaf, Commercial Officer	341,629	341,629
3	Mrs. Affia Ferdous, D.G.M	825,915	460,875
4	Sheikh Kamal, Driver	5,000	-
5	Mrs. Fatema Khatun, Commercial Officer	117,044	11,681
	Sub-Total	2,286,410	1,811,007
I.	Advance Against Salary:		
1	Mrs. Affia Ferdous, Deputy General Manager	5,248	5,248
2	Md. Emdadul Kabir, Sr. Clerk (Com)	6,500	6,500
	Sub-Total	11,748	11,748
J.	Advance Against Wages:		
1	Md. Abdul Motaleb, Opt., Grade-1	5,000	5,000
	Sub-Total	5,000	5,000
	Grand-Total	3,883,188	3,375,955

EASTERN TUBES LIMITED
(An enterprise of BSEC under Ministry of Industry)
SCHEDULE OF CLOSING STOCK IN QUANTITY
For the year ended 30th June, 2024

Tube Light

Sl. No.	Particulars	Total (PCs)	
		2023-2024	2022-2023
1	Opening Balance 01.07.2023	37,220	-
2	Production this year	36,700	68,253
3	Total Available for Sales (1+2)	73,920	68,253
4	Less : Sales	34,607	31,033
5	Stock (3-4)	39,313	37,220
6	Less : Damage & Destroy	-	-
7	Closing Stock (5-6)	39,313	37,220
8	Bad/Not Sale	-	-
9	Net Closing Stock in Good Condition (7-8) 30.06.2024	39,313	37,220



EASTERN TUBES LIMITED
(An enterprise of BSEC under Ministry of Industry)
SCHEDULE OF CLOSING STOCK IN QUANTITY
For the year ended 30th June, 2024

CFL Plant

Sl. No.	Particulars	Amount in Taka	
		2023-2024	2022-2023
1	Opening Balance	28,519	3,176
2	Total Production	15,703	53,728
3	Total Available for Sales (1+2)	44,222	56,904
4	Less : Sales	24,032	28,385
5	Stock (3-4)	20,190	28,519
6	Less : Damage & Destroy		-
7	Closing Stock (5-6)	20,190	28,519
8	Less: Bad/Not Sale		-
9	Net Closing Stock in Good Condition (7-8)	20,190	28,519

LED Bulb

SL. No.	Particulars	Amount in Taka	
		2023-2024	2022-2023
1	Opening Balance	44,890	29,349
2	Total Production	77,138	61,258
3	Total Available for Sales (1+2)	122,028	90,607
4	Less : Sales	50,236	45,717
5	Stock (3-4)	71,792	44,890
6	Less : Damage & Destroy		-
7	Closing Stock (5-6)	71,792	44,890
8	Less: Bad/Not Sale		-
9	Net Closing Stock in Good Condition (7-8)	71,792	44,890

LED Tube Light

SL. No.	Particulars	Amount in Taka	
		2023-2024	2022-2023
1	Opening Balance	86,159	38,628
2	Total Production	7,400	77,020
3	Total Available for Sales (1+2)	93,559	115,648
4	Less : Sales	58,383	29,489
5	Stock (3-4)	35,176	86,159
6	Less : Damage & Destroy		-
7	Closing Stock (5-6)	35,176	86,159
8	Less: Bad/Not Sale		-
9	Net Closing Stock in Good Condition (7-8)	35,176	86,159

EASTERN TUBES LIMITED
(An enterprise of BSEC under Ministry of Industry)
Statement of Changing working Capital
For the year ended 30th June, 2024

Sl No	Particulars	Amount (Tk)		Changing Working Capital	
		2023-2024	2022-2023	Increase	Decrease
A	Current Assets:				
1	Stock Of Raw Materials	11,240,911	10,511,770	729,141	
2	Store-in-Transit	42,362	4,354,736		4,312,374
3	Stores & Spares	2,367,789	2,213,687	154,102	
4	Work-In-Process	6,118,827	8,004,612		1,885,785
5	Stock Of Finished Goods	37,744,667	39,330,423		1,585,756
6	BSEC Current Account	109,479,368	109,864,149		384,781
7	Enterprise Current Account	1,437,335	1,417,839	19,496	
8	Enterprise Curr. A/c (Disinvestment A/c)	5,929,995	5,929,995	-	-
9	Trade Debtors	25,651,892	28,776,663		3,124,771
10	Tax Pre-Paid	79,010,239	75,555,493	3,454,746	
11	Advance, Deposit & Pre-payments	4,200,093	4,517,260		317,167
13	Cash & Bank Balance	15,964,287	20,308,138		4,343,851
	Total (A)	299,187,765	310,784,765		

B	CURRENT LIABILITIES :-				
1	Creditors For Goods Supply	1,599,481	1,599,481	-	-
2	Payroll & Expenses for Creditors & Provision	22,287,877	32,766,104		10,478,227
3	Tax Creditors/Provision For Taxation	53,007,634	52,571,735	435,899	
4	Short Term Loan	41,244,731	38,304,587	2,940,144	
5	Loan from BSEC	144,782,525	120,458,958	24,323,567	
6	Creditors For Other Finance	55,768,993	56,083,812		314,819
7	Inter Project Current Account	1,705,266	1,590,863	114,403	
8	Adv. Payment & Deposit (Cr. Balance)	3,883,188	3,375,955	507,233	
	Total (B)	324,279,696	306,751,495		
	Working Capital (A-B)	(25,091,931)	4,033,270		

Working Capital:	(25,091,931)
Increased in Working Capital Compared to previous year	32,242,833
Working Capital the Previous year	4,033,270

EASTERN TUBES LIMITED
(An enterprise of BSEC under Ministry of Industry)
Statement of BUDGET VARIANCE
For the year ended 30th June, 2023

SL. NO.	PARTICULARS	BUDGET	ACTUAL	VARIANCE
A.	Tube Light Production (PCs)	70,000	36,700	33,300
	Tube Light Sales (PCs)	70,000	34,607	35,393
	CFL Bulb Production (PCs)	50,000	15,703	34,297
	CFL Bulb Sales (PCs)	50,000	24,032	25,968
	LED Tube Light Production (PCs)	75,000	7,400	67,600
	LED Tube Light Sales (PCs)	75,000	58,383	16,617
	LED Bulb Production (PCs)	205,000	77,138	127,862
	LED Bulb Sales (PCs)	205,000	50,236	154,764
	Other Light Production (PCs)	50,000	-	50,000
	Other Light Sales (PCs)	50,000	-	50,000
	INCOME :-			
	Gross Sales	206,745,000	50,850,756	155,894,244
	Less: Dealer Commission	11,489,000	2,492,851	8,996,149
	VAT			
	Net Sales (A)	195,256,000	48,357,905	146,898,095
B.	OTHER INCOME :-			
	Interest on Investment	-	-	-
	Miscellaneous	24,010,000	24,291,905	(281,905)
	Total (B)	24,010,000	24,291,905	(281,905)
C.	TOTAL INCOME (A+B)=C	219,266,000	72,649,810	146,616,190
D.	VARIABLE COST :-			
	Raw Materials	129,983,000	23,172,997	106,810,003
	Packing Materials	5,270,000	2,091,123	3,178,877
	Other Materials	800,000	107,655	692,345
	Water	550,000	607,374	(57,374)
	Electricity	2,600,000	1,907,794	692,206
	Gas	500,000	711,282	(211,282)
	Total (D)	139,703,000	28,598,225	111,104,775
E.	FIXED COST FACTORY :-			
	Salary & Wages	12,050,000	11,884,000	166,000
	Other Allowance	17,450,000	16,886,667	563,333
	Repair & Maintenance	1,150,000	384,855	765,145
	Canteen Subsidy	900,000	832,975	67,025
	Depreciation	5,000,000	11,457,254	(6,457,254)
	Other	490,000	450,974	39,026
	Total E	37,040,000	41,896,725	(4,856,725)

Sl. NO.	PARTICULARS	BUDGET	ACTUAL	VARIANCE
F.	ADMINISTRATION :-			
	Salary	10,850,000	10,373,453	476,547
	Allowance	13,300,000	12,832,075	467,925
	Repair & Maintenance (Vehicles)	600,000	191,780	408,220
	Other Administrative Expenses	5,745,000	3,531,988	2,213,012
	Head Office Overhead	100,000	200,000	(100,000)
	Research & Development	500,000	22,744	477,256
	Depreciation	1,500,000	7,638,169	(6,138,169)
	Total (F)	32,595,000	34,790,209	(2,195,209)
G.	SELLING & DISTRIBUTION :-			
	Advertisement & Sales Promotion	4,970,000	2,557,834	2,412,166
	Total (G)	4,970,000	2,557,834	2,412,166
H.	INTEREST :-			
	Interest on Bank & ADP Loan	4,500,000	5,356,553	(856,553)
	Total (H)	4,500,000	5,356,553	(856,553)
I.	TOTAL FIXED COST (E+F+G+H)=I	79,105,000	84,601,321	(5,496,321)
	CHANGE IN STOCK :-			
J.	OPENING STOCK :-			
	Work In Process	7,695,000	8,004,612	(309,612)
	Finished Goods	39,330,000	39,330,423	(423)
	Total (J)	47,025,000	47,335,035	(310,035)
K.	CLOSING STOCK :-			
	Work in Process	8,025,000	6,118,827	1,906,173
	Finished Goods	39,530,000	37,744,667	1,785,333
	Total (K)	47,555,000	43,863,494	3,691,506
L.	CHANGE IN STOCK (J-K)=L	(530,000)	3,471,541	(4,001,541)
M.	TOTAL OVERHEAD (D+I+L)=M	218,278,000	116,671,087	101,606,913
	PROFIT (LOSS) (C-M)	988,000	(44,021,277)	45,009,277
	NET PROFIT BEFORE W.P.P.F	-	-	-
	LESS : W.P.P FUND	49,000	-	49,000
	NET PROFIT BEFORE INCOME TAX	939,000	(44,021,277)	44,960,277
	LESS : INCOME TAX	258,000	435,899	(177,899)
	NET PROFIT AFTER INCOME TAX	681,000	(44,457,176)	45,138,176

EASTERN TUBES LIMITED
(An enterprise of BSEC under Ministry of Industry)
Payment to Government
For the year ended 30th June, 2024

SL. NO.	PARTICULARS	Amount in Tk. (In Lac)	
		2023-2024	2022-2023
1	Custom Duty on Imports	1.42	6.22
2	Excise Duty on Sales/VAT	60.83	56.55
3	Income Tax	34.12	31.99
4	Others	0.29	0.31
	Total	96.66	95.07



EASTERN TUBES LIMITED
(An enterprise of BSEC under Ministry of Industry)
Ratio Analysis
For the year ended 30 June, 2024

1 Liquidity Ratio (Measure the ability to meet the business's current obligation) :

Sl. No	Particulars	2023-2024	2022-2023	Remarks
a)	Current Ratio:			
=	$\frac{\text{Current Assets}}{\text{Current Liabilities}}$	$\frac{313,514,338.36}{324,279,695.73}$	$\frac{1.0516}{0.9668}$	
b)	Quick Ratio:			
=	$\frac{\text{Cash + Marketable Security + AR}}{\text{Current Liabilities}}$	$\frac{48,464,738.38}{324,279,695.73}$	$\frac{0.1726}{0.1495}$	
c)	Cash Ratio:			
=	$\frac{\text{Cash Equivalent + Marketable Security}}{\text{Current Liabilities}}$	$\frac{15,964,286.70}{324,279,695.73}$	$\frac{0.0662}{0.0492}$	

2 Profitability Ratio (Measure management's ability to control expenses and to earn a return on the resources committed to the business) : (In Percentage)

Sl. No	Particulars	2023-2024	2022-2023	Remarks
a)	Gross Profit Margin:			
=	$\frac{\text{Gross Profit} \times 100}{\text{Sales Revenue}}$	$\frac{(23,182,113.05)}{48,357,905.05}$	$\frac{-93.738\%}{-47.939\%}$	
b)	Net Profit Margin:			
=	$\frac{\text{Net profit before tax} \times 100}{\text{Sales Revenue}}$	$\frac{(44,021,277.38)}{48,357,905.05}$	$\frac{-169.003\%}{-91.032\%}$	
c)	Return on Fixed Assets:			
=	$\frac{\text{Net profit before tax} \times 100}{\text{Average Fixed assets}}$	$\frac{(44,021,277.38)}{344,480,580.25}$	$\frac{-17.507\%}{-12.779\%}$	
d)	Operating Income Margin:			
=	$\frac{\text{Operating Income} \times 100}{\text{Sales Revenue}}$	$\frac{(62,956,629.45)}{48,357,905.05}$	$\frac{-220.874\%}{-130.189\%}$	
e)	Return on Investment:			
=	$\frac{\text{Net profit before tax} \times 100}{\text{Long-term Liability + Equity}}$	$\frac{(44,021,277.38)}{534,270,002.00}$	$\frac{-11.926\%}{-8.240\%}$	
f)	Return on Equity:			
=	$\frac{\text{Net profit before tax} \times 100}{\text{Equity}}$	$\frac{(44,021,277.38)}{24,951,741.00}$	$\frac{-254.990\%}{-176.426\%}$	

3 Financial Leverage Ratio (Measure the degree of protection of supplies of long-term fund and can also aid in judging a firm's ability to raise additional debt and its capacity to pay its liabilities on time) :

Sl. No	Particulars	2023-2024	2022-2023	Remarks
a)	Total debts to Assets:			
	= $\frac{\text{Total Liabilities (Current + Non-current)}}{\text{Total Assets (Fixed + Current)}}$	$\frac{929,809,800.73}{648,620,299.86}$	$\frac{1.434}{1.350}$	
b)	Debt Equity Ratio:			
	= $\frac{\text{Equity}}{\text{Long-term Debt}}$	$\frac{24,951,741.00}{509,318,261.00}$	$\frac{0.049}{0.049}$	
c)	Interest Coverage Ratio:			
	= $\frac{\text{Net Profit before tax}}{\text{Interest Expenses}}$	$\frac{(44,021,277.38)}{5,356,552.93}$	$\frac{-8.218}{-13.188}$	
d)	Long-term debt to Net Working Capital			
	= $\frac{\text{Long-term Debt}}{\text{Net Working Capital}}$	$\frac{509,318,261.00}{(10,765,357.37)}$	$\frac{-47.311}{32.135}$	

4 Efficiency Ratio (Provide information about management ability to control expenses and to earn a return on the resources committed to the business) :

Sl. No	Particulars	2023-2024	2022-2023	Remarks
a)	Fixed Asset Turnover:			
	= $\frac{\text{Sales Revenue}}{\text{Average Fixed Assets}}$	$\frac{48,357,905.05}{344,480,580.25}$	$\frac{0.1404}{0.1036}$	
b)	Inventory Turnover:			
	= $\frac{\text{Cost of Goods Sold}}{\text{Average Inventory}}$	$\frac{71,540,018.10}{58,766,343.06}$	$\frac{1.2174}{1.2160}$	
c)	Sales to Working Capital Ratio:			
	= $\frac{\text{Sales Revenue}}{\text{Net Working Capital}}$	$\frac{48,357,905.05}{(10,765,357.37)}$	$\frac{-4.4920}{2.3790}$	