



EASTERN TUBES LIMITED.
374, Tejgaon I/A, Dhaka.

Auditors' Report to the Financial Statements
of
Eastern Tubes Limited
for the year ended 30th June, 2023

M A Fazal & Co.
Chartered Accountants

 29, Bangabandhu Avenue (2nd Floor) Dhaka-1000.

 +88 (0) 2223381991 (OM), +88 (0) 1720-505499 & +88 (0) 1300-884656,

 mafazalco1970@gmail.com, shamima499@gmail.com & mdabulbasher68@gmail.com,
 www.fazalandco.com

**Independent Auditors' Report
To the Shareholders of Eastern Tubes Limited
Report on the audit of the financial statements**

Opinion

We have audited the financial statements of **Eastern Tubes Limited** which comprise the statement of financial position as at **30 June, 2023** and the statement of profit or loss and other comprehensive income, Statement of Changes in Equity and Statement of Cash Flows for the year then ended, and notes to the financial statements, including a summary of significant accounting policies.

In our opinion, the accompanying financial statements present fairly, in all material respects, the financial position of the company as at **30 June, 2023** and of its financial performance for the year then ended in accordance with International Financial Reporting Standards (IFRSs) and comply with the Companies Act 1994, and other applicable laws and regulations.

Basis for opinion

We conducted our audit in accordance with International Standards on Auditing (ISAs). Our responsibilities under those Standards are further described in the Auditor's Responsibilities for the Audit of the Financial Statements section of our report. We are independent of the company in accordance with the International Ethics Standards Board for Accountants Code of Ethics for Professional Accountants (IESBA Code) together with the ethical requirements that are relevant to our audit of the financial statements in Bangladesh, and we have fulfilled our other ethical responsibilities in accordance with these requirements and the IESBA Code. We believe that the audit evidence we have obtained is sufficient and appropriate to provide a basis for our opinion.

Responsibilities of Management and Those Charged with Governance for the Financial Statements

Managements is responsible for the preparation and fair presentation of the financial statements in accordance with IFRSs, and for such internal control as management determines is necessary to enable the preparation of financial statements that are free from material misstatement, whether due to fraud or error.

In preparing the financial statements, management is responsible for assessing the Company's ability to continue as a going concern, disclosing, as applicable, matters related to going concern and using the going concern basis of accounting unless management either intends to liquidate the Company or to cease operations, or has no realistic alternative but to do so.

Those charged with governance are responsible for overseeing the Company's financial reporting process.

Auditors Responsibilities for the Audit of the Financial Statements

Our objectives are to obtain reasonable assurance about whether the financial statements as a whole are free from material misstatement, whether due to fraud or error, and to issue an auditor's report that includes our opinion. Reasonable assurance is a high level of assurance, but is not a guarantee that an audit conducted in accordance with ISAs will always detect a material misstatement when it exists. Misstatements can arise from expected to influence the economic decisions of users taken on the basis of these financial statements.

As part of an audit in accordance with ISAs, we exercise professional judgment and maintain professional skepticism throughout the audit. We also:

- Identify and assess the risks of material misstatement of the financial statements, whether due to fraud or error, design and perform audit procedures responsive to those risks, and obtain audit evidence that is sufficient and appropriate to provide a basis for our opinion. The risk of not detecting a material misstatement resulting from fraud is higher than for one resulting from error, as fraud may involve collusion, forgery, intentional omissions, misrepresentations, or the override of internal control.
- Obtain an understanding of internal control relevant to the audit in order to design audit procedures that are appropriate in the circumstances, but not for the purpose of expressing an opinion on the effectiveness of the Company's internal control.

- Evaluate the appropriateness of accounting policies used and the reasonableness of accounting estimates and related disclosures made by management.
- Conclude on the appropriateness of management's use of the going concern basis of accounting and, based on the audit evidence obtained, whether a material uncertainty exists related to events or conditions that may cast significant doubt on the Company's ability to continue as a going concern. If we conclude that a material uncertainty exists, we are required to draw attention in our auditor's report to the related disclosure in the financial statements or, if such disclosures are inadequate, to modify our opinion. Our conclusions are based on the audit evidence obtained up to the date of our auditor's report. However, future events or conditions may cause the Company to cease to continue as a going concern.
- Evaluate the overall presentation, structure and content of the financial statements, including the disclosures, and whether the financial statements represent the underlying transactions and events in a manner that achieves fair presentation.
- Obtain sufficient appropriate audit evidence regarding the financial information of the company to express an opinion on the financial statements. We are responsible for the direction, supervision and performance of the audit. We remain solely responsible for our audit opinion.

We communicate with those charged with governance regarding, among other matters, the planned scope and timing of the audit and significant audit findings, including any significant deficiencies in internal control that we identify during our audit.

We also provide those charged with governance with a statement that we have complied with relevant ethical requirements regarding independence, and to communicate with them all relationships and other matters that may reasonably be thought to bear on our independence, and where applicable, related safeguards.


Report on Other Legal and Regulatory Requirements

In accordance with the Companies Act 1994, we also report the following:

- a) We have obtained all the information and explanation which to best of our knowledge and belief were necessary for the purposes of our audit and made due verification thereof.
- b) In our opinion, proper books of account as required by law except for the matter emphasis have been kept by the company so far as it appeared from our examination of those books.
- c) The company's statement of financial position dealt with by the report is in agreement with the books of accounts and returns.
- d) The expenditure incurred was for the purpose of the companies for the year.

Dated, Dhaka.
19 November, 2024






Md. Abul Basher, FCA # 0840
Managing Partner
M A Fazal & Co.
Chartered Accountants
DVC: 2411260840AS249063

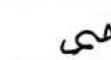
EASTERN TUBES LIMITED
(An enterprise of BSEC under Ministry of Industry)
Statement of Financial Position
As at 30 June, 2023

Particulars	Notes	Amount in Taka	
		30-June-2023	30-June-2022
Properties and Assets:			
Non-Current Assets			
Property, Plant and Equipment at WDV	3.00	353,855,199	372,977,391
Pre-Liberation Assets	4.00	353,796,404	372,918,596
		58,795	58,795
Current Assets:			
Inventories	5.00	322,576,454	295,471,901
BSEC Current Account	6.00	64,415,228	55,548,595
BSEC Current Account (Gratuity Fund)	7.00	6,852,008	8,306,602
Enterprise Current Account	8.00	103,012,141	103,012,141
Enterprise Curr. A/c (Disinvestment A/c)	9.00	1,417,839	1,417,839
Trade and others Debtors	10.00	5,929,995	5,929,995
Advance Income Tax	Annex-B	32,650,455	33,683,144
Advance Deposit & Pre-payments	11.00	75,555,493	70,894,823
Investment Against Leave Pay & Gratuity	12.00	4,517,260	4,061,096
Preliminary expense for LED Project	13.00	-	8,566
Cash & Bank Balance	14.00	7,917,897	8,357,780
		20,308,138	4,251,320
Total Properties and Assets:		676,431,653	668,449,292
Equity & Liabilities :			
Capital & Reserve			
Share Capital	15.00	(259,984,065)	(195,987,720)
Retained Earnings	16.00	1,700,000	1,700,000
		(261,684,065)	(197,687,720)
RESERVE & SURPLUS			
General Reserve	17.00	23,251,741	23,251,741
Capital Reserve	18.00	23,033,132	23,033,132
		218,609	218,609
LONG TERM LIABILITY			
Government Loan	19.00	508,538,261	507,758,261
Government Grant	Annex-F	335,571,637	507,758,261
		172,966,624	
DEFERED LIABILITY			
Leave pay & Gratuity Fund	20.00	97,874,221	93,324,013
		97,874,221	93,324,013
CURRENT LIABILITIES			
Creditors For Goods Supply	21.00	306,751,495	240,102,997
Payroll & Expenses Creditors, Provision	22.00	1,599,481	1,599,481
Tax Creditors/Provision For Taxation	Annex-B	32,766,104	40,075,975
Loan from BSEC, ETL PF & Gratuity Fund	23.00	52,571,735	52,199,739
Creditors For Other Finance	24.00	158,763,545	87,929,661
Inter Project Current Account	25.00	56,083,812	54,317,379
Adv. Payment & Deposit (Cr. Balance)	Annex-H	1,590,863	1,588,396
		3,375,955	2,392,366
Total Equity and Liabilities		676,431,653	668,449,292

Accompanying notes from 1 to 30 form an integral part of these Financial Statements


Head of Accounts


Managing Director


Director


Director

সঞ্জয় কুমার দত্ত
হিসাব বিভাগীয় প্রধান
ইস্টার্ন টিউবস লিমিটেড (বিএসইসি)
৩৭৪, তেজগাঁও শিল্প এলাকা, ঢাকা

সৈয়দ মোহাম্মদ সাহেবুল
সহকারী পরিচালক (ভারপ্রাপ্ত)
ইস্টার্ন টিউবস লিমিটেড, বিএসইসি
৩৭৪, তেজগাঁও শিল্প এলাকা, ঢাকা।

Chartered Accountant
Md. Abul Basher, FCA # 0840
Managing Partner
M A Fazal & Co.
Chartered Accountants

Dated, Dhaka.
19 November, 2024

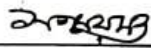


DVC: 2411260840 AS249063

EASTERN TUBES LIMITED
(An enterprise of BSEC under Ministry of Industry)
Statement of Profit or Loss & Other Comprehensive Income
For the year ended 30 June, 2023

Particulars	Notes	Amount in Taka	
		30-June-2023	30-June-2022
Gross Sales	Annex-C	39,637,565	63,055,721
Less: VAT	Annex-C	1,990,633	3,264,251
Net Sales		37,646,932	59,791,470
Less: Cost of Sales	Annex-D	72,936,431	66,799,823
Gross Profit/(Loss)		(35,289,499)	(7,008,353)
Administrative Expenses	26.00	43,506,212	32,668,341
Managing Director Remuneration	27.00	1,724,033	1,686,686
Selling & Distribution Expenses	28.00	2,632,707	2,658,029
Operating Profit/(Loss)		(83,152,451)	(44,021,409)
Less: Financial Expenses	29.00	(4,824,235)	(4,547,894)
Add: Non-Operating Income	30.00	24,352,336	23,077,005
Net Profit/(Loss) before W.P.P.F		(63,624,350)	(25,492,298)
Allocation to W.P.P.F @80%		-	-
Net Profit After W. P.P. F		-	-
Allocation to W. W. F @20%		-	-
Net Profit/(Loss) after W.W.F		(63,624,350)	(25,492,298)
Less : Income Tax @ 0.6%		(371,996)	-
Net Profit/(Loss) after Tax (Transferred to Retained Earnings)		(63,996,345)	(25,492,298)

Accompanying notes from 1 to 30 form an integral part of these Financial Statements


Head of Accounts

সঞ্জয় কুমার দত্ত
হিসাব বিভাগীয় প্রধান
ইস্টার্ন টিউবস লিমিটেড (বিএসইসি)
৩৭৪, তেজগাঁও শিল্প এলাকা, ঢাকা।


Managing Director

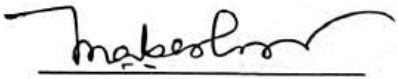
সৈয়দ মোহাম্মদ সাহেরুল
ব্যবস্থাপনা পরিচালক (ভারপ্রাপ্ত)
ইস্টার্ন টিউবস লিমিটেড, বিএসইসি
৩৭৪, তেজগাঁও শি/এ, ঢাকা।


Director


Director

মুঃ নুরুল আমিন খান
যুগ্ম সচিব
গণপ্রজাতন্ত্রী বাংলাদেশ সরকার

Signed in terms of report of even date.


Md. Abul Basher, FCA # 0840

Managing Partner
M A Fazal & Co.

Chartered Accountants
DVC: 2411260840AS249063

Dated, Dhaka.
19 November, 2024






EASTERN TUBES LIMITED
(An enterprise of BSEC under Ministry of Industry)
Statement of Changes in Shareholders' Equity
For the year ended 30 June, 2023

Particulars	Share Capital	Accumulated profit/(loss)	Total
Balance as on 01 July, 2022	1,700,000	(197,687,720)	(195,987,720)
Net profit/(loss) after tax for the Year	-	(63,996,345)	(63,996,345)
Less: Prior year adjustment	-	-	-
Balance as on 30 June, 2023	1,700,000	(261,684,065)	(259,984,065)

For the year ended 30 June, 2022

Balance as on 01 July, 2021	1,700,000	(171,902,130)	(170,202,130)
Net profit/(loss) after tax for the year	-	(25,492,298)	(25,492,298)
Less: Prior year adjustment	-	(293,292)	(293,292)
Balance as on 30 June, 2022	1,700,000	(197,687,720)	(195,987,720)


Head of Accounts

সঞ্জয় কুমার দত্ত
হিসাব বিভাগীয় প্রধান
ইস্টার্ন টিউবস লিমিটেড (বিএসইসি)
৩৭৪, তেজগাঁও শিল্প এলাকা, ঢাকা


Managing Director

সৈয়দ মোহাম্মদ সাহেরুল আলম
পরিচালক (উপ ও প্রকৌশল)
বিএসইসি, শিল্প মন্ত্রণালয়
৩৭৪, তেজগাঁও শি/এ, ঢাকা।


Director


Director

মুঃ নুরুল আমিন খান
যুগ্মসচিব
শিল্প মন্ত্রণালয়
গণপ্রজাতন্ত্রী বাংলাদেশ সরকার

Dated, Dhaka.
19 November, 2024



EASTERN TUBES LIMITED
(An enterprise of BSEC under Ministry of Industry)
Statement of Cash Flows
For the year ended 30 June, 2023

Particular	Amount in Taka	
	30-June-2023	30-June-2022
Net Profit after Income Tax	(63,996,345)	(25,492,298)
Add: Items not involving movement of Cash:		
Prior year Adjustment	-	(293,292)
Depreciation	19,441,180	803,284
	(44,555,165)	(24,982,306)
Cash Flow from Operating Activities		
Increase /Decrease in Inventories	(8,866,633)	19,230,441
Increase/Decrease in BSEC Current Account	1,454,594	959,587
Increase /Decrease in Trade Debtors	1,032,689	(7,291,125)
Increase/ Decrease Tax Pre-Paid	(4,660,670)	(2,112,512)
Increase /Decrease in Advance, Deposit and Prepayments	(456,164)	(1,028,196)
Increase/ Decrease Investment Against Leave Pay & Gratuity	8,566	563
Increase/ Decrease Preliminary expense for LED Project	439,883	(8,357,780)
Increase/ Decrease Payroll & Expenses Creditors, Provision	(7,309,871)	840,484
Increase /Decrease in Loan from BSEC, ETL PF & Gratuity Fund	70,833,884	(75,303,310)
Increase/Decrease Creditors For Other Finance	1,766,433	882,978
Increase/Decrease Inter Project Current Account	2,467	(3,495)
Increase/Decrease Adv. Payment & Deposit (Cr. Balance)	983,589	870,514
Increase/Decrease Tax Creditors/Provision For Taxation	371,996	-
Increase/Decrease Interprise Current Account	-	-
Net Cash flows from Operating Activities	11,045,598	(96,294,156)
Cash Flow from Investing Activities		
Acquisition of Fixed Assets	(318,988)	(349,768,256)
Disposal of Assets	-	-
Net cash used in Investing Activities	(318,988)	(349,768,256)
Cash Flow from Financing Activities		
Increase /Decrease in long term Government Loan	(172,186,624)	433,196,560
Increase /Decrease in long term Government Grant	172,966,624	-
Increase /Decrease in Leave pay & Gratuity Fund	4,550,208	6,606,086
Net cash used in Financing Activities	5,330,208	439,802,646
Net Cash Flow During the Year	16,056,818	(6,259,766)
Add: Opening cash and cash equivalents	4,251,320	10,511,086
Closing Cash and Cash Equivalents	20,308,138	4,251,320


Head of Accounts


Managing Director


Director


Director

Dated, Dhaka ১৯ নভেম্বর ২০২৩
সুজয় কুমার দত্ত
হিসাব বিভাগীয় প্রধান
৩৭৪, তেজগাঁও শিল্প এলাকা, ঢাকা।
সৈয়দ মোহাম্মদ সাহেরুল আজিজ
ব্যবস্থাপনা পরিচালক (ভারপ্রাপ্ত)
৩৭৪, তেজগাঁও শিল্প এলাকা, ঢাকা।

ড. মোঃ মেলান হোসেন
রিচার্জ (উপ ও প্রকৌশল)
বিএসইসি, পির মজলিম

মুঃ নুরুল আমিন খান
মুগাচিবি
শিল্প মন্ত্রণালয়
গণপ্রজাতন্ত্রী বাংলাদেশ সরকার



EASTERN TUBES LIMITED
(An enterprise of BSEC under Ministry of Industry)
374, Tejgaon Industrial Area, Dhaka-1208
Notes to the Financial Statements
For the year ended 30th June, 2023

1.00 Background Information

Before the period of liberation, former Pakistan's Industrial Group as per East Pakistan's company Act established a registered limited company named Eastern Tubes Limited. The Company was set up under a joint technical collaboration with TOSHIBA, Japan, a leading fluorescent tube light company in the world. TOSHIBA supplied erected & commissioned all its parts & machineries. The factory is equipped with a most modern quality control, laboratory, where highest standard is maintained. The company is sincere in its efforts to produced best quality fluorescent tube lights & CFL(Energy Saving) to earn maximum customer satisfaction. A balancing, modernization, replacement & expansion (BMRE) scheme popularly known as BMRE was done by Corporation, Taipei, M/S, Nanlien International Taiwan under the approval of the Government of the People's Republic of Bangladesh and under a contract made with BSEC on 27th June for the supply of plant, machinery, equipment, supervision & erection on turnkey basis and its Quality/Standard: ISO-9001: 2008 Certified, BDS-292. The company produces Fluorescent Tube light & Compact Fluorescent Light (CFL) Eastern Tubes. namely energy saving light Brand.

2.00 Significant Accounting Policies

2.01 Basis of Accounting

The accounts have been prepared as usual on going concern basis on historical cost convention. Requirements as to the disclosure of financial information warranted by the companies Act as well as International Accounting Standards (IAS) as adopted by The Institute of Chartered Accountants of Bangladesh (ICAB) has been adhered to in presentation of the financial statements to the extent expressly commented by us in our report to the Board of Directors. The Financial Statements comprise The Statement of Financial Position and the statement of Comprehensive Income, Statement of Cash Flows.

2.02 Recording of Fixed assets & Depreciation Policy

Fixed Assets have been exhibited in the financial position at their historical cost after deduction of accumulated depreciation their on without taking into account the effect of inflation or deflation in the value of such assets.

2.03 Revenue Recognition

Sales are recorded on delivery of finished goods.

2.04 Valuation of Stock & stores

Valuation of Stock & stores in made on the following basis:

Components	Basis of Valuation
Raw materials	At cost or market price whichever is lower
Work-in-Process	Material Cost (Production Floor)
Stores & Spares	Average Cost
Finished Goods	At cost or market price whichever is lower



2.05 Employee Benefit

a) Leave Pay & Gratuity

Leave pay & gratuity is provided @ 25% on Basic pay of the employee and 35% of Basic pay central cadre.

2.06 Workers Profit Participatipn Fund

Provision for contribution of WPPF has not been made for the year @ 5% of net profit due to loss.

2.07 Income Tax

Provision for taxation has not been made for the year @ 35% of net profit due to loss.

2.08 The figures shown in accounts and notes there on annexed here with is in Bangladesh currency of Taka. The company is maintaining its commitments to all contracts and loan agreements.

2.09 Installed Capacity

Installed Capacity and production details of the company arc given below:

Installed Capacity on single shift basis	12,20,000 Pcs Light & Bulb
Budget for the year shift basis with extended hours production	6,00,000 Pcs Light & Bulb
Actual Production for the year	2,60,259 Pcs Light & Bulb



Notes	Particulars	Sub-Notes	Amount in Taka	
			30-June-2023	30-June-2022
3.00	Property, Plant & Equipment:			
	At Cost:			
	Opening Balance		412,949,916	63,181,660
	Add: Addition during the year		318,988	349,768,256
	Less: Adjustment during the year		-	-
			413,268,904	412,949,916
	Accumulated Depreciation:			
	Opening Balance		40,031,320	39,228,035
	Add: Depreciation Charged during the year		19,441,180	803,284
	Less: Adjustment during the year		-	-
			59,472,500	40,031,320
	Closing Balance at WDV		353,796,404	372,918,596
	The details of Property, Plant & Equipment have been given in Annexure-A			
4.00	Pre-Liberation Assets:			
	Tube Lights		58,795	58,795
			58,795	58,795
5.00	Inventories :			
	Stock Of Raw Materials	5.01	10,511,770	28,523,518
	Store-in-Transit	5.02	4,354,736	2,794,530
	Stores & Spares	5.03	2,213,687	2,568,860
	Work-In-Process	5.04	8,004,612	8,364,031
	Stock Of Finished Goods	5.05	39,330,423	13,297,656
			64,415,228	55,548,595
5.01	Stock of Raw Materials			
	Stock of Raw Materials		5,845,759	23,152,021
	Stock of Chemical		1,882,267	1,876,670
	Stock of Packing Materials		2,783,744	3,494,827
			10,511,770	28,523,518
5.02	Store-in-Transit			
	LC No- 128223010094 & 128223010097		4,354,736	-
	LC No-128222010049 & 128222010050		-	2,794,530
			4,354,736	2,794,530
5.03	Stores & Spares			
	General Store		975,792	291,254
	Mechanical Store		1,137,612	1,145,646
	Electrical Store		100,283	1,131,960
			2,213,687	2,568,860



Notes	Particulars	Sub-Notes	Amount in Taka	
			30-June-2023	30-June-2022
5.04	Work-In-Process			
	Tube Light		1,859,915	71,645
	CFL		396,285	611,634
	LED Bulb		5,330,286	5,843,545
	LED Tube Light		418,126	1,837,207
			8,004,612	8,364,031
5.05	Stock Of Finished Goods			
	ETL (Tube Light)		2,806,167	-
	ETL(CFL) Bulb		6,335,003	492,653
	ETL(LED) Bulb		11,662,304	3,813,031
	ETL (LED Tube Light)		18,526,949	8,991,972
			39,330,423	13,297,656
The details of Stock Of Finished Goods have been given in Annexure-I				
6.00	BSEC Current Account			
	Opening Balance		8,306,602	9,266,189
	Add: Addition During the year		21,000	98,057
			8,327,602	9,364,246
	Less: Received During the year		1,475,594	1,057,644
			6,852,008	8,306,602
7.00	BSEC Current Account (Gratuity Fund)			
	Opening Balance		103,012,141	103,012,141
	Add: Addition During the year		-	-
			103,012,141	103,012,141
	Less: Payment During the year		-	-
			103,012,141	103,012,141
8.00	Enterprise Current Account			
	M/s. Mehar Industries Ltd.		1,137,243	1,137,243
	M/s. General Electric Manufacturing Co.		97,519	97,519
	M/S BSEC Exhibition & Sales Centre		16,708	16,708
	M/s. Prantic Traders		10,703	10,703
	M/s. Quantity Industries Ltd.		151,000	151,000
	M/s. Gazi Wires Ltd.		4,666	4,666
			1,417,839	1,417,839
9.00	Enterprise Curr. A/c (Disinvestment A/c)			
	M/s. Bangladesh Cycle Industries Ltd.		5,333,759	5,333,759
	M/s. Facto Industries Ltd.		151,616	151,616
	M/s. Dhaka Radio Elect.		250,000	250,000
	M/s. Harges Glass Factory		363	363
	M/s. Dockyard & Engineering Works Ltd.		15,517	15,517
	M/s. Metalax Corporation		178,740	178,740
			5,929,995	5,929,995



Notes	Particulars	Sub-Notes	Amount in Taka	
			30-June-2023	30-June-2022
10.00	Trade and others Debtors			
	Trade Debtors	10.01	28,776,663	30,317,366
	Others Debtors	10.02	3,873,792	3,365,778
			32,650,455	33,683,144
10.01	Trade Debtors			
	Dhaka South City Corporation		176,425	851,425
	Dhaka North City Corporation		295,300	295,300
	Chittagong City Corporation		12,502,475	15,085,432
	Sylhet City Corporation		109,243	402,623
	Khulna City Corporation		4,625	4,625
	Gazipur City Corporation		93,073	93,073
	Cumilla City Corporation		1,631,141	3,100,581
	Narayanganj City Corporation		1,683,265	93,890
	Laksham-Pouroshava		17,688	17,688
	Rongpur City Corporation		9,950	9,950
	Dhaka Medical College Hospital		100,948	100,948
	National Ins. of Heart Disease(NSICVD)		8,730	8,730
	B.S.M.M.U (PG Hospital)		340,272	247,032
	Executive Engineer, PWD, Division-2		2,241	2,241
	Executive Engineer, PWD, Division-4		77,328	77,328
	Executive Engineer, PWD, Division-7		416,772	516,477
	Executive Engineer, PWD, Division-6		2,500	2,500
	Pan Pacific Sonargaon Hotel		11,508	11,508
	Titas Gas T&D Co. Ltd.		59,853	59,853
	Bangladesh Railway, Rajshahi		33,914	33,914
	Bangladesh Railway, Chittagang		177,142	177,142
	Bangladesh University of Eng. Tec. (BUET)		366,785	26,385
	Bangladesh Biman, Dhaka		47,529	524,759
	Banglades Bank, Dhaka		13,827	13,827
	Bangladesh Steel & Engineering Corporation		13,115	13,115
	Dhaka University		9,277	9,277
	National Porishankhan Bureau		10,175	10,175
	Ashgong Fertilizer Company		88,978	81,478
	Monir Brothers		1,028,720	1,028,720
	Hasan Electric & Electrical Stores		15,648	15,648
	Intiaj Electric		32,025	32,025
	BRAC Center		4,827	4,827
	Apex Adelchi		9,401	9,401
	Mitali Light House		283,612	283,611
	Palmal Group		18,200	18,200
	Nuvista Pharma		580	580
	The Moon Electric		10,587	10,587
	Friends Fashions		24,279	24,279
	Chittagong Urea Fertilizer Factory		100,065	87,493



Notes	Particulars	Sub-Notes	Amount in Taka	
			30-June-2023	30-June-2022
	Latif Bawany Jute Mills Ltd.		5,250	5,250
	ICDDR,B-Mohakhali		25,211	20,692
	Bangla Academy		2,706	2,706
	Jomuna Fertilizer Factory		210,553	181,753
	Md. Kamruzzaman, ETL		1,380	1,380
	Khair Electric		19,620	19,620
	Moon Electric Chamber		14,230	14,230
	Hajjigong Pouroshava		3,378	3,378
	Dhaka Cantonment Board		3,528	3,528
	Dhaka WASA		69,415	69,415
	Executive Engineer, PWD, Division-1		115,889	115,889
	Bappi Electric		65,710	65,710
	Bakhrabad Gas Field		14,980	14,980
	RAZUK		54,599	147,649
	Potuakhali Pouroshava		62,412	62,412
	Purto Audit Odhidoptor		4,500	4,500
	Eastern Refinery Ltd.		135,427	108,185
	Patro Bangla		19,360	19,360
	Sonali Bank Limited, Head Office		24,500	24,500
	Bangladesh Development Bank Ltd.		32,545	34,050
	National Institute of Neuro		10,113	10,113
	Mohila Bishyok Odhidoptar		9,975	9,975
	Bangladesh Open University		15,109	15,109
	Unimak Trader International		1,700	1,700
	Zia Electric		24,350	24,350
	Panama Light House		47,200	47,200
	Zaker Enterprise		138,750	138,750
	Alok Shamver		23,450	23,450
	New Brothers		24,550	24,550
	DAP Fertilizer Co. Ltd.		92,914	92,914
	Chittagong Port Authority		375,638	447,010
	Essential Drugs Co. Ltd.		10,271	3,900
	Shidhiergong Tap Biddut Kendra		43,502	43,502
	Power Grid Co. of Bangladesh		2,007	2,007
	Atlash Bangladesh Ltd.		41,300	41,300
	BAPEX		7,758	7,758
	Mubarakgong Sugar Mills Ltd.		3,012	3,012
	UMC Jute Mills Ltd.		48	48
	Karim Jute Mills Ltd.		716	716
	Doulatpur Jute Mills Ltd.		768	768
	National Tubes Ltd.		504,355	421,255
	Bangladesh Blade Factory Ltd.		9,014	9,014
	Eastern Cables Ltd.		122,000	122,000
	BIRDEM General Hospital		8	8
	BD. Rural Dev. Academy (Cumilla)		37,627	37,627
	Usmania Glass-Sheet Factory Ltd.		4,426	2,284



Notes	Particulars	Sub-Notes	Amount in Taka	
			30-June-2023	30-June-2022
	Evergreen Enterprise		28	28
	Dhaka International Trade Fair		97,820	97,820
	Bangladesh Jute Mills Ltd.		8,000	8,000
	North Bengal Sugar Mills Ltd.		547	547
	ETL, Dhaka		572	572
	ETL Sales Center, Rajshahi		157,195	184,610
	ETL Sales Center, Rongpur		132,945	168,270
	ETL Sales Center, BD. Blade Factory		10,495	10,495
	ETL Sales Center (BSEC)		380,346	348,720
	ETL Sales Center (Tejgaon)		1,122,362	723,733
	ETL Sales Center (Mymensing)		124,243	133,243
	ETL Sales Center (Chittagong)		304,018	133,731
	Urea Fertilizer Co. Ltd.		8,470	8,470
	Chatak Cement Co. Ltd.		2,660	2,660
	Khulna Biddut Kandra		9,143	9,143
	Chittagong EPZ		134	134
	National University		8,175	8,175
	Khalishpur Jute Mills Ltd., Khulna		1,104	1,104
	Ctg. University of Engr. Technology		7,600	7,600
	BD. Gas Filed Co. Ltd.		3,895	3,895
	Firoz & Sons		452,502	451,632
	Motsho Odhodaptar		42,630	80
	Borhanuddin Pourashava		6,873	6,873
	Ghorashal Polash Fertilizer Project		14,313	10,848
	Ghorashal Biddut Kandra		38,000	38,000
	PGCB (Aftabnagar)		781	24,061
	Bangladesh National Museum		40,627	74,802
	Dhaka Central Jail		13,890	169,200
	BD. Rural Dev. Academy (Bogura)		-	27,499
	BG Press, Tejgaon		6,660	6,660
	Dhaka International Trade Fair-2022		106,729	106,729
	GEM Co. Ltd.		943	33,000
	DUET, Gazipur		7,800	7,800
	BTRC, Dhaka		-	15,550
	BD. Security Printing Press		5,740	62,500
	Paira Port Authority		-	8,700
	Jessore Central Jail		89,311	162,038
	Cox's Bazar District Jail		13,690	13,690
	Pabna District Jail		33,440	800
	Khagrachori District Jail		2,214	1,022
	Potuakhali District Jail		29	34,109
	Narayangonj District Jail		2,628	2,628
	Chandpur District Jail		22,438	497
	Rajshahi District Jail		2,160	72,000
	Jamalpur District Jail		1,805	34,630
	Tangail District Jail		129,096	3,456



Notes	Particulars	Sub-Notes	Amount in Taka	
			30-June-2023	30-June-2022
	Feni District Jail		1,867	62,220
	Lalmonirhat District Jail		4,464	96,630
	Moulvibazar District Jail		6,624	69,881
	Jhenaidha District Jail		3,784	3,684
	Kishorgonj District Jail		100,202	40,395
	Rongpur Central Jail		159,314	36,180
	Bogra District Jail		80,361	30,720
	Sunamgonj District Jail		5,600	1,275
	Kashimpur Central Jail-2		317,552	115,050
	Kashimpur High Security Central Jail		331,998	239,598
	Magura District Jail		4,562	2,819
	Rajbari District Jail		15,374	614
	Faridpur District Jail		3,670	25,050
	Gazipur District Jail		41,711	40,584
	Meherpur District Jail		2,804	2,456
	Kustia District Jail		41,789	90,240
	Dinajpur District Jail		8,180	1,919
	Jaipurhat District Jail		47,326	1,426
	Sylhet Central Jail-1		26,143	63,315
	Bhola District Jail		32,392	1,286
	Laxmipur District Jail		18,586	18,586
	Norsindhi District Jail		32,160	22,382
	Munshigonj District Jail		130,861	36,340
	Chapainababgonj District Jail		5,813	2,427
	Kuregram District Jail		1,481	726
	Chuadanga District Jail		5,926	5,926
	Bandarban District Jail		1,891	63,030
	Shareyatpur District Jail		66,581	30,720
	M/S. Nipun International		98,200	98,200
	Tuhin Enterprise		19,500	19,500
	Rahim Enterprise		38,280	38,280
	Panchagar District Jail		1,553	-
	Hafiz Jute Mills		72	-
	BCSIR, Dhanmondi		15,978	-
	Bangladesh Insulator & Sanitary, Mirpur		71,040	-
	Ashugonj Power Station, B-Baria		13,650	-
	Jalalabad Gas Transmission & Dist.		10,435	-
	Bangladesh Sromo Odhidoptor		629	-
	Rangamati District Jail		26,042	-
	Cumilla District Jail		60,262	-
	Borishal District Jail		66,240	-
	Naogaon District Jail		1,030	-
	Nator District Jail		99,480	-
	Narail District Jail		31,777	-
	Bagerhat District Jail		28,589	-
	Sherpur District Jail		13,960	-



Notes	Particulars	Sub-Notes	Amount in Taka	
			30-June-2023	30-June-2022
	Chittagong Central Jail		319,000	-
	Hobigonj District Jail		71,040	-
	Jhalokathi District Jail		12,225	-
	Brahmonbaria District Jail		204,778	-
	Manikgonj District Jail		71,940	-
	Mymonsingh District Jail		14,071	-
	Pirojpur District Jail		117,133	-
	Gopalganj District Jail		52	-
	Madaripur District Jail		39,399	-
	Bangladesh Ins. Of Development Studies, Agargaon		796	-
	Bangladesh Ins. Of Glass & Ceramic,tejgaon		955	-
	BIWTC		4,425	-
	Shawon Enterprise		10,600	-
	Kashimpur Central Jail-1		62,628	-
	Bangladesh Sugar Group Research Ins. Pabna		4,542	-
	Khulna District Jail		65,520	-
			28,776,663	30,317,366
10.02	Others Debtors			
	Gazi Wares Ltd.		146,448	255,148
	Progati Industries Ltd.		1,116,744	591,604
	DPDC, Dhaka		365,831	710,606
	Adex Group		1,508,738	1,808,420
	Continental Couriur Service		736,031	-
			3,873,792	3,365,778
11.00	Advance Deposit & Pre-payments			
	Advance Against Purchase	11.01	280,699	191,139
	Advance Against Expenses	11.02	221,238	120,525
	Advance Against TA/DA	11.03	31,170	29,884
	Advance to Contractor/Supplier	11.04	1,621,292	1,584,192
	Advance Against VAT		1,548,331	1,405,046
	Advance Against L/C Margin		63,442	63,442
	Advance Against Wages	11.05	56,558	56,558
	Advance Against Salaries	11.06	214,586	135,986
	Advance Against Security Deposit	11.07	310,229	310,229
	Washing Allowance		88,325	88,325
	Advance Against Salary Income Tax	11.08	81,390	75,770
			4,517,260	4,061,096



Notes	Particulars	Sub-Notes	Amount in Taka	
			30-June-2023	30-June-2022
11.01	Advance Against Purchase			
	Mr. Md Abdul Bari		16,881	58,379
	Mr. Md. Ferdous Jahan		980	980
	Mr. Md. Arifuzzaman		6,743	1,047
	Mr. Md. Foysal		13,537	3,537
	Mr. Md. Moin Hasan		64,908	76,735
	Mr. Habibur Rahman		51,451	5,033
	Mr. Anik Majumder		45,448	45,428
	Mr. Md. Hasib Chowdhury		80,751	-
			280,699	191,139
11.02	Advance Against Expenses			
	Md. Abdul Alim		1,995	1,995
	Md. Abul Kalam Azad		39,887	39,887
	Md. Manik Kumar Sarkar		51	8,553
	Mr. Kofil Uddin		13,843	243
	Mr. Nasir Uddin Bhuiyan		2,000	2,000
	Mr. Shajib Kanti Podder		-	1
	Mr. Md. Ful Miah		24,000	12,000
	Mr. Md. Billal Hossain		-	15,000
	Mr. Md. Shohidul Islam		740	740
	Mr. Saiful Islam		-	3,225
	Abul Rashed Ahmedun Nur		9,640	11,675
	Mujibul Haque Choudhury		483	483
	Md. Zubair Hossain		21,483	-
	Mrs. Amena Kanom		-	16,023
	Md. Akbar Hossain		8,700	8,700
	Fatema Khatun		92,000	-
	Emdadul Kabir		5,375	-
	Nur-c-Alam Azrof		2	-
	Suman Majumder		1,039	-
			221,238	120,525
11.03	Advance Against TA/DA			
	Mr. Md. Abdul Bari		-	4,014
	Shah Md. Sufiullah		7,800	-
	Mr. Mahbubar Rahman		1,500	1,500
	Mr. Md. Moin Hasan		5,000	5,000
	Abul Rashed Ahmedun Nur		-	6,500
	Mr. Md. Atiqul Alam		3,670	8,000
	Md. Akber Hossain		-	4,870
	Shajib Kanti Podder		7,200	-
	Nur-c-Alam Azrof		6,000	-
			31,170	29,884



Notes	Particulars	Sub-Notes	Amount in Taka	
			30-June-2023	30-June-2022
11.04	Advance to Contractor/Supplier			
	M/s. Janata Traders		9,249	9,249
	M/s. Kohinoor Chemical Co. Ltd.		5,936	5,936
	M/s. BSTI		13,120	13,120
	M/s. Carew & Co. (BD) Ltd.		1,276	1,276
	M/s. Roxy Paint		2,175	2,175
	M/s. Rangs Workshop Ltd.		10,194	10,194
	M/s. Titas Gas T & D Co. Ltd.		6,250	6,250
	M/s. Bangladesh Jatio Worker		3,000	3,000
	M/s. D.H.L		2,300	2,300
	M/s. Flora Limited		5,000	5,000
	M/s. Proshikha Computer System		1,000	1,000
	M/s. M. A Hafiz, Advocate		12,000	12,000
	M/s. Syed Istahaque Ahmed		15,000	15,000
	M/s. Mvi. Md. Wahidullah, Advocate		43,000	43,000
	M/s. Doza Harun & Nasim		10,000	10,000
	M/s. D. Kamal Hossain		75,000	75,000
	M/s. B Ahmed & Co.		10,000	10,000
	M/s. Khalilur Rahman, Legal Adviser		41,750	41,750
	M/s. Khalilur Rahman, Tax Adviser		40,000	40,000
	M/s. ABM Mostafa Kamal, Advocate		39,000	39,000
	M/s. Howlader & Associate		15,000	15,000
	M/s. Shurjamukhi Enterprise		30,000	30,000
	M/s. IPSL Inkjet Printing Solution Logistic		12,000	12,000
	M/s. Omar Trading		40,350	40,350
	M/s. Dhaka Software		37,100	-
	M/s. Milky Way Shipping Lines Ltd.		1,141,592	1,141,592
			1,621,292	1,584,192
11.05	Advance Against Wages			
	Mr. Md. Tanu Miah		1,027	1,027
	Mr. Md. Seddiqur Hossain		1,904	1,904
	Mr. Md. Mohsin Miah		2,690	2,690
	Mr. Md. Golam Mortuza		1,170	1,170
	Mr. Md. Abul Kashem		1,600	1,600
	Mr. Md. Shakhawat Karim		3,167	3,167
	Mr. Md. Abdul Motaleb		-	20,000
	Mr. Md. Shamsul Islam		25,000	25,000
	Mr. Hannan Miah		10,000	-
	Mr. Masud Nabi Nur		10,000	-
			56,558	56,558





Notes	Particulars	Sub-Notes	Amount in Taka	
			30-June-2023	30-June-2022
11.06	Advance Against Salaries			
	Mr. Md. Abdur Rohim Sharif		1,551	1,551
	Mr. M. R Tasmeen		1,500	1,500
	Mr. Md. Kamruzzaman		57,000	57,000
	Mr. Md. Anowar Hossain		3,535	3,535
	Mr. Md. Ashraful Alam (Mintu)		41,000	33,000
	Mr. Md. Rockybul Hasan Khan		-	4,400
	Mr. Mirful Islam		-	7,000
	Mr. Mokibul Hasan		-	2,000
	Mr. Md. Nasir Uddin Bhuiyan		-	6,000
	Mr. Alamgir Hossain Sarker		10,000	10,000
	Mr. Zubair Hossain		40,000	10,000
	Mr. Syful Islam		20,000	-
	Mr. Abul Kalam Azad		40,000	-
			214,586	135,986
11.07	Advance Against Security Deposit			
	M/s. Titas Gas T & D Co. Ltd.		117,554	117,554
	M/s. Telephone Shilpa Sangstha		22,550	22,550
	M/s. Dhaka Electric Supply Authority		2,550	2,550
	M/s. Oxygen Gas		600	600
	M/s. Excise License Security		1,000	1,000
	M/s. Shadharan Bima Corporation		100,000	100,000
	M/s. Dhaka Wasa		49,975	49,975
	M/s. Linde Bangladesh Ltd.		16,000	16,000
			310,229	310,229
11.08	Advance Against Salary Income Tax			
	Engr. Md. Solayman Hoque, Ex. Managing Director		49,815	49,815
	Mr. Sheikh Rasel, Ex. Accounts Officer		2,346	2,346
	Mr. A.I.M Sadkatullah, Ex. Manager(Commercial)		13,188	13,188
	Mr. Sa.M ZiaulHoque, Ex. Manager(Commercial)		3,725	3,725
	Md. Saidur Rahman Zamali, Ex. Sr. Commercial Officer		5,166	5,166
	Mrs. Parvin Akter		1,530	1,530
	Mr. Nazmul Haque Pradhan		5,620	-
			81,390	75,770





Notes	Particulars	Sub-Notes	Amount in Taka	
			30-June-2023	30-June-2022
12.00	Investment Against Leave Pay & Gratuity			
	Opening Balance		-	9,129
	Add: Addition during the year		-	151
			-	<u>9,280</u>
	Less: Adjustment during the year		-	714
	Closing Balance		-	<u>8,566</u>
13.00	Preliminary expense for LED Project:			
	Opening Balance		8,357,780	-
	Add: During the year		-	8,797,663
			<u>8,357,780</u>	<u>8,797,663</u>
	Less: Amortization during the year		439,883	439,883
	Closing Balance		<u>7,917,897</u>	<u>8,357,780</u>
14.00	Cash & Bank Balance			
	Cash in Hand		345,201	16,252
	Cash at Bank	14.01	19,962,937	4,235,068
			<u>20,308,138</u>	<u>4,251,320</u>
14.01	Cash at Bank			
	Sonali Bank Ltd. (STD A/C No.240000063)		1,462,629	1,609,521
	Agrani Bank Ltd. (STD A/C No- 0200000692900)		2,080,522	2,600,286
	Janata Bank Ltd. (SND A/C No.0100232893847)		11,411,598	312
	BASIC Bank Ltd. (CD A/C No-2210-10-0000263)		5,001,122	24,949
	Sonali Bank Ltd. (SND A/C No.240000108)		7,066	-
			<u>19,962,937</u>	<u>4,235,068</u>
15.00	Share Capital:			
	Authorized Capital			
	250,000 ordinary shares of Tk. 10 each		<u>2,500,000</u>	<u>2,500,000</u>
	Issued, Subscribed and Paid up Capital			
	170,000 ordinary shares of Tk. 10 each fully paid up.		<u>1,700,000</u>	<u>1,700,000</u>
16.00	Retained Earnings:			
	Opening Balance		(197,687,720)	(171,902,130)
	Add: Profit after tax		(63,996,345)	(25,492,298)
			<u>(261,684,065)</u>	<u>(197,394,428)</u>
	Less: Prior year adjustment		-	293,292
	Closing Balance		<u>(261,684,065)</u>	<u>(197,687,720)</u>





Notes	Particulars	Sub-Notes	Amount in Taka	
			30-June-2023	30-June-2022
17.00	General Reserve:			
	Opening Balance		23,033,132	23,033,132
	Add: Addition during the year		-	-
			23,033,132	23,033,132
	Less: Adjustment during the year		-	-
	Closing Balance		23,033,132	23,033,132
18.00	Capital Reserve:			
	Opening Balance		218,609	218,609
	Add: Addition during the year		-	-
			218,609	218,609
	Less: Adjustment during the year		-	-
	Closing Balance		218,609	218,609
19.00	Government Loan			
	Opening Balance		507,758,261	74,561,701
	Add: Addition During the year		-	432,416,560
	Add: Interest Charge During the year		780,000	780,000
			508,538,261	507,758,261
	Less: Payment During the year		-	-
	Less: Segregate Grant		172,966,624	-
			335,571,637	507,758,261
	Discloser: Tk 172,966,624 Government Grant includes in Government Loan since long. This year those grant has been shown separately as per management decision.			
	The details of Government loan & grant have been given in Annexure-F			
20.00	Leave pay & Gratuity Fund			
	Opening Balance		93,324,013	86,717,927
	Add : Leave pay & Gratuity Provision made during the year		7,912,873	7,111,267
			101,236,886	93,829,194
	Less : Payment made during the year		3,362,665	505,181
			97,874,221	93,324,013





Notes	Particulars	Sub-Notes	Amount in Taka	
			30-June-2023	30-June-2022
21.00	Creditors For Goods Supply			
	M/s. LatifBawany Jute Mills Ltd.		1,347,624	1,347,624
	M/s. Bangladesh Products		107,107	107,107
	M/s. Ahmed Brothers		53,301	53,301
	M/s. Associated Ltd.		91,449	91,449
			1,599,481	1,599,481
	Discloser: A new code of account was opened for payment of dues to suppliers. But later the suppliers were paid from the previous code. As a result the above suppliers' money was not adjusted for a long time and it still remained so.			
22.00	Payroll & Expenses for Creditors & Provision			
	Unpaid Wages/Final Settlement Bill (20%)	22.01	4,285,787	10,726,981
	Unpaid Salary/ Final Settlement Bill (20%)	22.02	10,967,793	13,552,283
	Expenses on Stores/Prov. for Inspection fee		2,391,381	2,391,381
	Provision for Expenses		15,046,607	13,330,794
	Undistributed Fund (W.W.F 20%)		74,536	74,536
			32,766,104	40,075,975
22.01	Unpaid Wages/Final Settlement Bill (20%)			
	Mr. Md. Fazlul Haque Bhuyan, Ex. Sr. Sup, Gr-1		381,810	431,810
	Mr. Md. Shafiqul Islam (Shopon), Ex. Sr. Sup, Gr-1		207,383	353,503
	Mr. Md. Mujahar Ali, Ex. Sr. Sup, Gr-1		570,949	570,949
	Mr. Kanai Chandra Mondal, Ex. Sr. Sup, Gr-1		308,502	510,563
	Mr. Md. Nur Mohammad Sikder, Ex. Sr. Sup, Gr-1		214,181	383,566
	Mr. Md. Ismat Hossain. Ex. Sr. Sup, Gr-1		208,204	422,714
	Mr. Md. Ismail Dewan, Ex. Sr. Sup, Gr-1		453,125	453,125
	Mr. Md. Motaleb Miah, Ex. Sr. Sup, Gr-1		227,655	389,373
	Mr. Md. Ycahia Khan, Ex. Sr. Sup, Gr-1		390,570	491,310
	Mr. Md. Imam Hossain, Ex. Sr. Sup, Gr-1		418,807	418,807
	Mr. Md. Siraj Miah, Ex. Sr. Sup, Gr-2		187,546	335,308
	Mr. Md. syeduzzaman Khan, Ex. Sr. Sup, Gr-2		213,689	375,159
	Mr. Md. Abdul Halim-2, Ex. Sr. Sup, Gr-2		189,217	338,101
	Mr. Md Sopir Uddin, Ex. Sr. Sup.		313,602	505,096
	Un-paid Wages Commission Bill		547	4,747,597
			4,285,787	10,726,981



Notes	Particulars	Sub-Notes	Amount in Taka	
			30-June-2023	30-June-2022
22.02	Unpaid Salary/ Final Settlement Bill (20%)			
	Mr. Md. Farid Mia, Record Keeper		84,760	128,310
	Mr. Md. Wazuddin, Ex. Forman		215,568	215,568
	Mr. Md. Sultan Ahmed, Ex. Forman		126,688	126,688
	Mr. Sunil Chandra Sarkar, Ex. Sr. Com. Officer		307,850	384,800
	Mr. Md. Yousuf Ali, Ex. Sr. Admin. Officer		234,698	293,360
	Mr. Md. Suman Majumder, Ex, Sr. Clerk		-	202,351
	Mr. Md. Abu Hanif Afred, Ex. A.C.A.O		123,511	123,511
	Mr. Md. Tomijuddin Bhuiyan, Ex. Asst. Ad.Off.		852,807	1,092,457
	Mr. Md. Nurul Hoque, Ex. Store Assistant		935,310	1,213,482
	Mr. Md. Shahalom Bhuiyan, Ex. Office Asst.		1,079,316	1,396,157
	Mr. Md. Abdus Salam, Ex. Office Assistant		871,100	1,132,657
	Mr. Md. Abdus Sattar, Ex. Security Habildar		396,312	396,312
	Mr. Md. Bahazuddin, Ex. Record Keeper		557,373	722,210
	Mr. Md. Motahar Hossain, Ex. Record Keeper		588,556	781,020
	Mr. Md. Syed Ashraf Hossain, Ex. Record Keeper		726,419	726,419
	Mr. Md. Romizuddin, Ex. Forman		827,077	1,033,834
	Mr. Md. Meshbauddin, Ex. Forman		930,771	1,165,289
	Mr. Md. Mahbubur Rahman-2, Ex. Forman		502,368	627,948
	Mr. Md. Abdul Gofur, Ex. Forman		1,031,329	1,031,329
	Mr. Md. Shajahan, Ex. Potter		575,980	758,581
			10,967,793	13,552,283
23.00	Loan From BSEC, ETL PF & Gratuity Fund			
	Opening Balance		87,929,661	163,232,971
	Add: Addition during the year		75,649,717	10,453,939
			163,579,378	173,686,910
	Less: Adjustment during the year		4,815,833	85,757,249
	Closing Balance		158,763,545	87,929,661
24.00	Creditors For Other Finance			
	Employee P.F Contribution (Own)		18,791,559	16,932,187
	Employees P.F Contribution (Company)		12,844,798	12,234,876
	Employee P.F Loan		8,424,742	8,299,992
	Union Fee (2474)		13,511	24,171
	Security Deposit	Annex-E	11,254,826	11,163,826
	Officers Association		40,950	41,950
	Income Tax		760,443	661,150
	Advance Against Sales		247,890	493,409
	Others (D.F.P)		2,410	2,410
	Creditor for goods Supply		1,847,078	2,846,155
	VAT		1,855,605	1,616,103
	Revenue		-	1,150
			56,083,812	54,317,379

Notes	Particulars	Sub-Notes	Amount in Taka	
			30-June-2023	30-June-2022
25.00	Inter Project Current Account			
	M/s. National Tubes Ltd.		195,210	195,210
	M/s. Atlas Bangladesh Ltd.		674,036	674,036
	M/s. Progati Industries Ltd., Chittagong		170,634	170,634
	M/s. Chittagong Dry Dock & H. S. S. Ltd.		210,064	210,064
	M/s. Eastern Cables Ltd.		54,489	52,022
	M/s. Bangladesh Blade Factory Ltd.		120,967	120,967
	M/s. Dhaka Steel Works Ltd.		15,745	15,745
	M/s. Prince Iron & Steel Ind.		37,501	37,501
	M/s. Chittagong Steel Mills		112,217	112,217
			1,590,863	1,588,396
26.00	Administrative Overhead			
	Administrative Overhead (Other)	26.01	12,705,253	5,771,691
	Administrative Overhead (Salary)	26.02	30,800,959	26,896,650
			43,506,212	32,668,341
26.01	Administrative Overhead (Other)			
	Insurance (Employee)		155,857	150,021
	Medical Expenses		-	28,576
	Uniform		230,000	241,088
	Entertainment		189,932	270,229
	Social Welfare		311,425	422,902
	Traveling Expenses		128,852	148,714
	Conveyance		118,995	91,917
	Printing & Stationery		121,804	172,829
	Computer Expenses (Printing)		110,854	104,629
	Postage Expenses		9,590	10,290
	Telephone		18,948	25,789
	Rent Rates & Taxes		11,052	156,076
	Vehicle Maintenance Expenses		93,129	444,807
	Petrol Expenses/CNG		127,791	278,865
	Head Office Overhead		100,000	500,000
	Consultancy fee/PF		6,000	6,000
	Audit Fee		40,000	40,000
	News Paper		13,304	11,350
	ICT Expenses		226,335	-
	Training Expenses		-	17,716
	Scholarship		-	5,000
	ETL Company Board Expenses		153,364	178,999
	Fixed Electricity		65,280	65,280





Notes	Particulars	Sub-Notes	Amount in Taka	
			30-June-2023	30-June-2022
	Canteen Subsidy		545,220	507,880
	Building Maintenance		523,142	260,042
	Depreciation		7,776,472	321,314
	Gardening Expenses		-	4,800
	Peliminary Expenses (LED Project) Amortization		439,883	439,883
	Research & Development		10,873	8,127
	BSTI		1,150	-
	ISO Expenses		120,175	-
	Miscellaneous Expenses		1,055,826	858,568
			12,705,253	5,771,691
26.01.01	Audit Fee			
	Opening Balance		40,000	40,000
	Add: Addition during the year		40,000	40,000
			80,000	80,000
	Less: Adjustment during the year		40,000	40,000
			40,000	40,000
26.02	Administrative Overhead (Salary)			
	Salaries (Basic)		13,093,274	13,216,614
	House Rent		7,022,672	5,767,323
	Conveyance		94,049	86,313
	Washing Allowance		9,349	10,800
	Medical Allowance		739,761	663,726
	Employee Provident Fund Contribution		467,499	471,746
	Leave Pay & Gratuity		3,921,615	3,153,041
	Festival Bonus		2,290,372	2,890,954
	Overtime		273,005	305,532
	Educational Allowance		159,674	153,650
	Others Allowance		80,999	176,951
	Casual Staff		2,648,690	-
			30,800,959	26,896,650
27.00	Managing Director Remuneration			
	Remuneration (Basic)		829,440	801,760
	House Rent		414,720	400,880
	Medical Allowance		18,000	18,000
	Leave Pay & Gratuity		290,304	280,616
	Festival Bonus		128,832	152,550
	Educational Allowance		6,500	6,000
	Others Allowance		36,237	26,880
			1,724,033	1,686,686





Notes	Particulars	Sub-Notes	Amount in Taka	
			30-June-2023	30-June-2022
28.00	Selling & Distribution Expenses			
	Advertisement Expenses		1,483,845	606,578
	Entertainment		110,003	398,590
	Transport		164,037	229,136
	Exhibition		228,902	182,729
	Show Room Rent		-	9,639
	Dealer Commission		615,353	1,007,864
	Dealers Conference		14,700	83,067
	Printing Expenses		15,867	15,406
	BSTI		-	125,020
	ISO Expenses		-	-
			2,632,707	2,658,029
29.00	Financial Expenses			
	Bank Charge Commission		74,860	41,788
	Interest on Short term loan		4,749,375	4,506,106
			4,824,235	4,547,894
30.00	Non-Operating Income			
	Tender Documents		4,500	44,500
	Broken Glass		-	5,235
	Rental Income		24,222,800	22,678,600
	Bank Interest		47,795	48,732
	Miscellaneous Income		77,241	299,938
			24,352,336	23,077,005



EASTERN TUBES LIMITED
(An enterprise of BSEC under Ministry of Industry)
Schedule of Fixed Assets
For the year ended 30 June, 2023

Sl. No.		Particulars	C O S T			Rate of Dep.	D E P R E C I A T I O N				Written Down Value as on 30.06.2023	Written Down Value as on 30.06.2022
			Opening Balance as on 01.07.2022	Addition during the year	Disposal during the year		Closing Balance as on 30.06.2023	Opening Balance as on 01.07.2022	Charged during the year	Adjustment during the year		
1		Land	216,126	-	-	0%	-	-	-	-	216,126	216,126
2		Building	157,726,120	-	-	10%	8,169,192	7,559,909	-	15,729,101	141,997,019	149,556,928
3		Machinery Tools & Equipment	215,363,257	62,600	-	15%	23,534,259	9,855,207	-	33,389,466	182,036,391	191,828,997
4		Furniture	1,781,192	128,653	-	10%	1,213,108	56,809	-	1,269,917	639,928	568,085
5		Vehicles	4,071,107	-	-	20%	3,975,623	19,097	-	3,994,720	76,387	95,484
6		Other Assets	16,140,192	127,735	-	15%	3,109,138	1,950,158	-	5,089,296	11,178,631	13,001,054
		Sub Total	395,297,994	318,988	-		40,031,320	19,441,180	-	59,472,500	336,144,482	355,266,474
7		Unrected Machinery	17,651,922	-	-	0%	-	-	-	-	17,651,922	17,651,922
		Total as on 30.06.2023	412,949,916	318,988	-		40,031,320	19,441,180	-	59,472,500	353,796,404	372,918,596
		Total as on 30.06.2022	63,181,660	349,768,256	-		39,228,035	803,284	-	40,031,320	372,918,596	23,953,425

N. B: -No Depreciation Charge on Unrected Machinery & Additional Assets.

Allocation of Depreciation	Depreciation 30.06.2023	Depreciation 30.06.2022
Factory Overhead 60%	11,664,708	481,971
Administrative Overhead 40%	7,776,472	321,314
Total	19,441,180	803,284



EASTERN TUBES LIMITED
(An enterprise of BSEC under Ministry of Industry)
Schedule of Fixed Assets
For the year ended 30 June, 2023

Tube Light		DEPRECIATION										Annexure-A-1
Sl No.	Particulars	C O S T				Rate of Dep.	D E P R E C I A T I O N				Written Down Value as on 30.06.2023	Written Down Value as on 30.06.2022
		Opening Balance as on 01.07.2022	Addition during the year	Disposal during the year	Closing Balance as on 30.06.2023		Opening Balance as on 01.07.2022	Charged during the year	Adjustment during the year	Closing Balance as on 30.06.2023		
1	Land	216,126	-	-	216,126	0%	-	-	-	-	216,126	216,126
2	Building	6,495,838	-	-	6,495,838	10%	35,526	-	6,176,109	-	319,730	355,255
3	Machinery Tools & Equipment	19,705,386	-	-	19,705,386	15%	1,59,066	-	18,804,009	-	901,377	1,060,443
4	Furniture	1,722,399	128,653	-	1,851,052	10%	53,031	-	1,245,125	-	605,928	530,305
5	Vehicles	3,288,758	-	-	3,288,758	20%	2,296	-	3,279,574	-	9,184	11,480
6	Other Assets	3,620,590	127,735	-	3,748,325	15%	106,286	-	3,018,306	-	730,020	708,570
	Sub Total	35,049,097	256,388	-	35,305,485		356,204	-	32,523,122	-	2,782,363	2,882,179
7	Unrected Machinery	17,651,922	-	-	17,651,922	0%	-	-	-	-	17,651,922	17,651,922
	Total as on 30.06.2023	52,701,019	256,388	-	52,957,407		356,204	-	32,523,122	-	20,434,285	20,534,101
	Total as on 30.06.2022	52,276,379	424,640	-	52,701,019		345,422	-	31,821,496	-	20,534,101	20,454,883

N. B: -No Depreciation Charge on Unrected Machinery & Additional Assets.

Allocation of Depreciation	Depreciation 30.06.2023	Depreciation 30.06.2022
Factory Overhead 60%	213,722	207,253
Administrative Overhead 40%	142,482	138,169
	356,204	345,422

Additional Assets

01	Table/Work Station	93,525
02	SS Steel/Executive Chair	35,128
03	Plastic Chair	-
04	Projector	-
05	Digital Attendance Machine	-
06	Exhaust Fan	-
07	Computer	74,900
08	Printer	39,720
09	Moving Fan	-
10	Mobile Hand Set	13,115
	Total	256,388



EASTERN TUBES LIMITED
(An enterprise of BSEC under Ministry of Industry)
Schedule of Fixed Assets
For the year ended 30 June, 2023

CFI		Annexure-A-2										
Sl. No.	Particulars	C O S T				Rate of Dep.	D E P R E C I A T I O N				Written Down Value as on 30.06.2022	
		Opening Balance as on 01.07.2022	Addition during the year	Disposal during the year	Closing Balance as on 30.06.2023		Opening Balance as on 01.07.2022	Charged during the year	Adjustment during the year	Closing Balance as on 30.06.2023		Written Down Value as on 30.06.2023
1	Land	-	-	-	-	0%	-	-	-	-	-	-
2	Building	3,314,594	-	-	3,314,594	10%	2,028,509	128,598.50	2,157,208	1,157,387	1,285,985	1,285,985
3	Machinery Tools & Equipment	6,466,451	-	-	6,466,451	15%	4,889,316	236,570.25	5,125,886	1,340,565	1,577,135	1,577,135
4	Furniture	58,793	-	-	58,793	10%	21,014	3,777.90	24,792	34,001	37,779	37,779
5	Vehicles	782,349	-	-	782,349	20%	698,345	16,800.80	715,146	67,203	84,004	84,004
6	Other Assets	307,282	-	-	307,282	15%	227,118	12,024.60	239,143	68,139	80,164	80,164
	Sub Total	10,929,469	-	-	10,929,469		7,864,402	397,772	8,262,174	2,667,295	3,065,067	3,065,067
7	Unrecorded Machinery	-	-	-	10,929,469		7,864,402	397,772	8,262,174	2,667,295	3,065,067	3,065,067
	Total as on 30.06.2022	10,905,281	24,188	-	10,929,469		7,406,539	457,863	7,864,402	3,065,067	3,498,742	3,498,742

N. B : - No Depreciation Charge on Additional Assets.

Allocation of Depreciation	Depreciation 30.06.2023	Depreciation 30.06.2022
Factory Overhead 60%	238,663	274,718
Administrative Overhead 40%	159,109	183,145
Total	397,772	457,863

Additional Assets:

- i) Plastic Chair
- ii) Marking Stamp



EASTERN TUBES LIMITED
(An enterprise of BSEC under Ministry of Industry)
Schedule of Fixed Assets
For the year ended 30 June, 2023

LED Bulb & Tube Light		Annexure-A-3										
SL No.	Particulars	C O S T				Rate of Dep.	D E P R E C I A T I O N					Written Down Value as on 30.06.2022
		Opening Balance as on 01.07.2022	Addition during the year	Disposal during the year	Closing Balance as on 30.06.2023		Opening Balance as on 01.07.2022	Charged during the year	Adjustment during the year	Closing Balance as on 30.06.2023	Written Down Value as on 30.06.2023	
1	Land	-	-	-	-	0%	-	-	-	-	-	-
2	Building	147,915,688	-	-	147,915,688	5%	7,395,784	-	7,395,784	-	140,519,904	147,915,688
3	Machinery Tools & Equipment	189,191,420	62,600	-	189,254,020	5%	9,459,571	-	9,459,571	-	179,794,449	189,191,420
4	Furniture	-	-	-	-	10%	-	-	-	-	-	-
5	Vehicles	-	-	-	-	20%	-	-	-	-	-	-
6	Other Assets	12,212,320	-	-	12,212,320	15%	1,831,848	-	1,831,848	-	10,380,472	12,212,320
	Sub Total	349,319,428	62,600	-	349,382,028		18,687,203	-	18,687,203	-	330,694,824	349,319,428
7	Unrecited Machinery	-	62,600	-	62,600		18,687,203	-	18,687,203	-	330,694,824	349,319,428
	Total as on 30.06.2023	349,319,428	62,600	-	349,382,028		18,687,203	-	18,687,203	-	330,694,824	349,319,428
	Total as on 30.06.2022	349,319,428	-	-	349,319,428		-	-	-	-	349,319,428	-

N. B : - No Depreciation Charge on Additional Assets

Allocation of Depreciation	Depreciation 30.06.2023	Depreciation 30.06.2022
Factory Overhead 60%	11,212,322	-
Administrative Overhead 40%	7,474,881	-
Total	18,687,203	-

Additional Assets:

i) Servo motor of scanner printer

62,600
62,600



EASTERN TUBES LIMITED
(An enterprise of BSEC under Ministry of Industry)
SCHEDULE OF ADVANCE AGAINST INCOME TAX
For the year ended 30th June, 2023

SL No	FINANCIAL YEAR	ASSESSMENT YEAR	PFOFIT/(LOSS)	PROVISION FOR INCOME TAX	ADVANCE INCOME TAX PAID	ASSESSED BY DCT	NET TAX DEMAND	Anecture-B REMARKS
1	1995-1996	1996-1997	18,998,349	8,549,256	8,451,256	19,128,781	8,644,598	DCT yet not made the revised assessment against tribunal order.
2	1998-1999	1999-2000	21,300,153	8,520,061	11,182,773	-	-	-do-
3	1999-2000	2000-2001	22,339,269	8,943,707	7,794,011	-	-	-do-
4	2000-2001	2001-2002	13,638,499	5,455,400	6,922,424	-	-	-do-
5	2001-2002	2002-2003	14,718,088	5,911,075	5,954,782	-	-	Appeal filled to the honorable High court.
6	2002-2003	2003-2004	14,751,974	5,283,247	3,566,886	-	-	DCT yet not made the revised assessment against tribunal order.
7	2003-2004	2004-2005	7,470,356	2,801,384	3,434,691	-	-	Appeal filled to the commissioner of taxes.
8	2004-2005	2005-2006	5,285,279	1,981,979	438,082	-	-	Income tax return is submitted.
9	2005-2006	2006-2007	2,683,998	1,073,599	2,356,272	-	-	-do-
10	2006-2007	2007-2008	2,585,966	819,391	609,211	-	-	-do-
11	2007-2008	2008-2009	4,762,749	1,786,031	1,576,189	-	-	-do-
12	2008-2009	2009-2010	1,342,092	503,284	904,971	-	-	-do-
13	2009-2010	2010-2011	1,523,533	571,325	416,428	-	-	-do-
14	2010-2011	2011-2012	(8,443,844)	-	1,525,284	-	-	-do-
15	2011-2012	2012-2013	(12,181,438)	-	1,660,989	-	-	-do-
16	2012-2013	2013-2014	(10,390,910)	-	1,538,046	-	-	-do-
17	2013-2014	2014-2015	(23,010,229)	-	1,048,865	-	-	-do-
18	2014-2015	2015-2016	(31,552,202)	-	978,243	-	-	-do-
19	2015-2016	2016-2017	(32,210,305)	-	1,435,526	-	-	-do-
20	2016-2017	2017-2018	(37,424,220)	-	1,033,915	-	-	-do-
21	2017-2018	2018-2019	(36,315,385)	-	1,286,379	-	-	-do-
22	2018-2019	2019-2020	(46,509,865)	-	2,707,618	-	-	-do-
23	2019-2020	2020-2021	(46,509,865)	-	690,791	-	-	-do-
24	2020-2021	2021-2022	(30,623,875)	-	1,268,679	-	-	-do-
25	2021-2022	2022-2023	(25,492,298)	-	2,112,512	-	-	-do-
26	2022-2023	2023-2024	(63,996,345)	371,996	4,660,670	-	-	Income tax return will be submitted.
Total			(273,240,476)	52,571,735	75,555,493	19,128,781	8,644,598	



EASTERN TUBES LIMITED
(An enterprise of BSEC under Ministry of Industry)
SCHEDULE OF GROSS SALES (ITEM WISE)
For the year ended 30th June, 2023

Annexure-C				
Sl. No.	Description	Gross Sales	VAT	Nest Sales
1	Tube Light	2,793,760	236,141	2,557,619
2	CFL	8,192,350	390,139	7,802,211
3	LED Bulb	19,078,735	908,503	18,170,232
4	LED Tube	9,572,720	455,850	9,116,870
Grand Total		39,637,565	1,990,633	37,646,932



EASTERN TUBES LIMITED
(An enterprise of BSEC under Ministry of Industry)
SCHEDULE OF COST OF GOODS SALE
For the year ended 30th June, 2023

Sl. No.	Particulars	Tube Light		CFL		LED Bulb		LED Tubelight		Total	
		Amount in Tk. 2022-2023	Amount in Tk. 2022-2023	Amount in Tk. 2022-2023	Amount in Tk. 2022-2023	Amount in Tk. 2022-2023	Amount in Tk. 2022-2023	Amount in Tk. 2022-2023	Amount in Tk. 2022-2023	Amount in Tk. 2022-2023	Amount in Tk. 2021-2022
1	Material Consumed (D/1)	6,138,112	8,137,201	16,725,537	17,687,012	8,500,000	30,299,898	48,687,862	45,705,469		
2	Labour/Wages (D/2)	8,798,643	1,501,255	2,300,000	1,900,000	5,238,627	4,677,134	2,195,614	481,971		
3	Factory Overhead (D/3)	130,400	213,722	238,663	5,606,161	11,664,708	85,093,340	(7,137,792)			
4	Indirect Materials/Packing Materials			10,703,489	34,848,330	98,609,779					
5	Depreciation			215,349	1,419,081	359,419					
6	Manufacturing Cost for the Year	16,164,304	10,703,489	36,893,655	34,848,330	98,609,779					
7	Change in Working Process	(1,788,270)		215,349	1,419,081	359,419					
8	Cost of Production For the Year (6+7)	14,376,034	10,918,838	37,406,914	36,267,411	98,969,198					
9	Change in Finish Goods	(2,806,167)	(5,842,350)	(7,849,273)	(9,534,977)	(26,032,767)					
10	Cost of Goods Sales (8-9)	11,569,867	5,076,488	29,557,641	26,732,434	72,936,431					

Annexure-D



EASTERN TUBES LIMITED
(An enterprise of BSEC under Ministry of Industry)
SCHEDULE OF RAW MATERIALS CONSUMED
For the year ended 30th June, 2023

Annexure-D/1

Sl. No.	Particulars	Tube Light	CFL	LED Bulb	LED Tubelight	Total	Total
		Amount in Tk. 2022-2023	Amount in Tk. 2022-2023	Amount in Tk. 2022-2023	Amount in Tk. 2022-2023	Amount in Tk. 2022-2023	Amount in Tk. 2021-2022
1	2	3	4	5	6	(3+4+5+6)=7	8
	(A) Materials Consumed :						
1	Raw Materials Consumed	5,865,406	8,102,501	16,548,124	17,576,844	48,092,875	45,367,885
2	Chemical Consumed	26,250	-	-	-	26,250	20,156
3	Stores Consumed	246,456	34,700	177,413	110,168	568,737	317,428
	Sub Total	6,138,112	8,137,201	16,725,537	17,687,012	48,687,862	45,705,469
	(B) Indirect Materials :						
4	Packing Materials	130,400	671,170	761,957	1,155,157	2,718,684	2,195,614
	Sub Total	130,400	671,170	761,957	1,155,157	2,718,684	2,195,614
	Grand Total (A+B)	6,268,512	8,808,371	17,487,494	18,842,169	51,406,546	47,901,083





EASTERN TUBES LIMITED
(An enterprise of BSEC under Ministry of Industry)
SCHEDULE OF WAGES
For the year ended 30th June, 2023

Annexure-D/2

Sl. No.	Particulars	Amount in Taka	
		30-June-2023	30-June-2022
1	Wages	13,506,888	13,596,391
2	Casual Labor	1,237,690	1,496,920
3	House Rent	6,854,566	6,908,056
4	Conveyance	144,448	150,000
5	Washing Allowance	69,623	72,000
6	Medical Allowance	1,167,965	1,224,000
7	Employee P.F Contribution	875,293	858,604
8	Leave Pay & Gratuity	3,700,954	3,677,610
9	Festival Bonus	2,399,532	3,607,494
10	Educational Allowance	342,939	389,006
11	Others Allowance	-	53,071
	Total	30,299,898	32,033,152

EASTERN TUBES LIMITED
(An enterprise of BSEC under Ministry of Industry)
SCHEDULE OF FACTORY OVERHEAD
For the year ended 30th June, 2023

Annexure-D/3

Sl. No.	Particulars	Amount in Taka	
		30-June-2023	30-June-2022
A.	Electricity	2,348,317	2,207,205
	Gas	451,951	242,785
	Sub Total	2,800,268	2,449,990
B.	Other Factory Overhead:		
	Water	507,726	495,574
	Canteen Subsidy	891,150	900,280
	Uniform	241,908	250,000
	Repair & Maintenance	597,575	481,290
	Group Term Insurance (Employee)	200,000	100,000
	Sub Total	2,438,359	2,227,144
C.	Grand Total (A+B)	5,238,627	4,677,134





EASTERN TUBES LIMITED
(An enterprise of BSEC under Ministry of Industry)
SCHEDULE OF SECURITY DEPOSIT
For the year ended 30th June, 2023

Annexure-E

SL. NO.	NAME OF THE PARTY	Amount in Taka	
		30-June-2023	30-June-2022
1	M/s. Anowar Brothers	25,000	25,000
2	M/s. Ababil Traders	25,000	25,000
3	M/s. Ahmed Sons	10,000	10,000
4	M/s. Akkas Co.	1,000	1,000
5	M/s. Alok Shomber	25,000	25,000
6	M/s. ADM Electric Co.	15,000	15,000
7	M/s. Azad Electric House	25,000	25,000
8	M/s. Abu syed Electric	25,000	25,000
9	M/s. Amazan Traders	2,441	2,441
10	M/s. Adshere	2,300	2,300
11	M/s. Arif Electric Co.	25,000	25,000
12	M/s. Al-amin Enterprise	5,000	5,000
13	M/s. Ahmed & Trading	15,000	15,000
14	M/s. Ahmadia Traders	25,000	25,000
15	M/s. Al-Sandary International	4,555	4,555
16	M/s. Abdus Samad Chowdhury	25,000	25,000
17	M/s. Ali Electric	25,000	25,000
18	M/s. Ballal Electric	25,000	25,000
19	M/s. Babul Motor Works	2,426	2,426
20	M/s. Bangladesh Electric House	25,000	25,000
21	M/s. Bureemare Trading Co.	25,000	25,000
22	M/s. Badal Electric	25,000	25,000
23	M/s. The Bridge Electric Co.	25,000	25,000
24	M/s. BhaiBhai Electric	25,000	25,000
25	M/s. Bithi Traders	1,042	1,042
26	M/s. Bappi Electric	25,000	25,000
27	M/s. City Electric House	10,000	10,000
28	M/s. Chowdhury Enterprise	25,000	25,000
29	M/s. City Auto Craps	5,000	5,000
30	M/s. C. Auto Engineering Works	6,125	6,125
31	M/s. Car Diagnostic Center	5,000	5,000
32	M/s. Dina Electric Co.	25,000	25,000
33	M/s. Diamond Electric	15,000	15,000
34	M/s. D.K Enterprise	39,142	39,142
35	M/s. Electron	25,000	25,000
36	M/s. Electric Corporation	25,000	25,000
37	M/s. Energy-pac & Engineering Ltd.	26,000	26,000
38	M/s. Farjana Packaging	322,050	422,050
39	M/s. Fancy Electric House	25,000	25,000
40	M/s. Five Star	10,000	10,000
41	M/s. Fesecativss Ltd.	10,000	10,000





SL. NO.	NAME OF THE PARTY	Amount in Taka	
		30-June-2023	30-June-2022
42	M/s. Fatema General Store	10,000	10,000
43	M/s. Flash	3,765	3,765
44	M/s. G.P Traders	10,000	10,000
45	M/s. The General Electric Co.	25,000	25,000
46	M/s. Holographic Bangladesh	24,500	24,500
47	M/s. Hossain Electric	10,000	10,000
48	M/s. H.A Hakim Electric Enterprise	25,000	25,000
49	M/s. Hassan & Company	10,000	10,000
50	M/s. Hira Electric	25,000	25,000
51	M/s. Hoque Electric	25,000	25,000
52	M/s. Hura Sagar Enterprise	1,539	1,539
53	M/s. Harun Electric	25,000	25,000
54	M/s. International Electric Co.	15,000	15,000
55	M/s. J. M Fabrics	25,000	25,000
56	M/s. Khair Electric & Supplier	25,000	25,000
57	M/s. Kazi Bidhut Bitan	25,000	25,000
58	M/s. Khurshed Electric House	25,000	25,000
59	M/s. Karnofully Trading	15,000	15,000
60	M/s. Karnafully Electric Store	25,000	25,000
61	M/s. Khaza Electric Co.	25,000	25,000
62	M/s. Light Corner	25,000	25,000
63	M/s. Minara Trading Agency	10,000	10,000
64	M/s. Moon Electric Co.	25,000	25,000
65	M/s. Maharun Electric Co.	3,548	3,548
66	M/s. Metro Electric & Manter Store	25,000	25,000
67	M/s. Minara Mike Radio House	10,000	10,000
68	M/s. Manay International	10,000	10,000
69	M/s. Mitu Enterprise	25,000	25,000
70	M/s. Moden Electric	15,000	15,000
71	M/s. Murse Electric Store	10,000	10,000
72	M/s. Mubarak Traders	10,000	10,000
73	M/s. Model Electric Works	25,000	25,000
74	M/s. Metali Light House	25,000	25,000
75	M/s. Mainer Brothers	25,000	25,000
76	M/s. M.T.S, Mirpur	5,000	5,000
77	M/s. M. Rahman Electric	25,000	25,000
78	M/s. Mannan Sufia Elec. & Electr. Media	25,000	25,000
79	M/s. Miazee Trading Co.	25,000	25,000
80	M/s. New Bizly Bitan	25,000	25,000
81	M/s. Natural Electric Store	10,000	10,000
82	M/s. New Electric House	5,000	5,000
83	M/s. Nesse International	23,481	23,481
84	M/s. Nazrul Electric	25,000	25,000
85	M/s. Purbanchal Electric Corporation	25,000	25,000
86	M/s. Purbasha Bidhut Bitan	25,000	25,000
87	M/s. Padma Taders	15,000	15,000
88	M/s. Panama Light House	25,000	25,000
89	M/s. Rahmani Electric	25,000	25,000





SL. NO.	NAME OF THE PARTY	Amount in Taka	
		30-June-2023	30-June-2022
90	M/s. R.U Electric Store	25,000	25,000
91	M/s. Arco Electric Co.	25,000	25,000
92	M/s. Rana Electric Corporation	15,000	15,000
93	M/s. Rainbow Electric	25,000	25,000
94	M/s. Rahman Agency	10,000	10,000
95	M/s. Rana Electric Corporation	10,000	10,000
96	M/s. Royal Bidhut Bitan	25,000	25,000
97	M/s. R.M Trading Agency	10,000	10,000
98	M/s. Rose Electric Co.	25,000	25,000
99	M/s. Real Inter Trad.	15,900	15,900
100	M/s. Sumon Trading	25,000	25,000
101	M/s. Sarmin Electric	15,000	15,000
102	M/s. Sumon Traders	1,000	1,000
103	M/s. Samata Electric Works	25,000	25,000
104	M/s. Sarwar Electric & Engineering	25,000	25,000
105	M/s. Sajjad Brothers Enterprise	10,000	10,000
106	M/s. Shaha Traders	15,000	15,000
107	M/s. Samity Electric Co.	10,000	10,000
108	M/s. Syed Mustakim	10,000	10,000
109	M/s. S.S Electric Agency	10,000	10,000
110	M/s. S.M Trading	25,000	25,000
111	M/s. Samver Enterprise	25,000	25,000
112	M/s. Satkania Electric	25,000	25,000
113	M/s. Sifa Trading	25,000	25,000
114	M/s. The New Electric Co.	10,000	10,000
115	M/s. The Globe Electric corporation	25,000	25,000
116	M/s. The Moon Electric House	25,000	25,000
117	M/s. The New Electric Co.	15,000	15,000
118	M/s. The Electric Chamber	25,000	25,000
119	M/s. Tapos Enterprise	25,000	25,000
120	M/s. Techno International	10,000	10,000
121	M/s. Teneon Technology	1,095	1,095
122	M/s. Taj Enterprise	2,000	2,000
123	M/s. The Light House (Chill)	25,000	25,000
124	M/s. Younus Electric & Engineering Store	25,000	25,000
125	M/s. Zaker Enterprise	25,000	25,000
126	M/s. Zannat Printing Works	5,700	5,700
127	M/s. Zia Electric	25,000	25,000
128	M/s. Dhaka Electric Co.	25,000	25,000
129	M/s. Prominent Printers	10,425	10,425
130	M/s. New S. M. Electric	25,000	25,000
131	M/s. Sorder Future Farm	25,000	25,000
132	M/s. Rahim Electric	25,000	25,000
133	M/s. Rokan Electric House	25,000	25,000
134	M/s. Firoze Enterprise	25,000	25,000
135	M/s. Babul Trading Corporation	25,000	25,000
136	M/s. New Brothers Enterprise	25,000	25,000
137	M/s. Hasan Enterprise & Electric Store	25,000	25,000





SL. NO.	NAME OF THE PARTY	Amount in Taka	
		30-June-2023	30-June-2022
138	M/s. Intiaz Electric & Electronics	25,000	25,000
139	M/s. Ever Green Enterprise	25,000	25,000
140	M/s. Praman Enterprise	25,000	25,000
141	M/s. Frinds Fashion	25,000	25,000
142	M/s. Senco Jewelers	25,000	25,000
143	M/s. Hossain Trading Co.	49,500	49,500
144	M/s. Hiper Corporation	4,200	4,200
145	M/s. New Famous Electric	25,000	25,000
146	M/s. Pekel Power	25,000	25,000
147	M/s. J.F Popular Express	30,000	30,000
148	M/s. Firoz & Sons	25,000	25,000
149	M/s. John Electric Lamp Industries Ltd.	90,000	90,000
150	M/s. Tanvir Store	25,000	25,000
151	M/s. Tuhin Enterprise	25,000	25,000
152	M/s. Samir Enterprise	100,000	100,000
153	M/s. Sonia Enterprise	-	30,000
154	M/s. Mans Techno	720,782	720,782
155	M/s. Pragati Industries Ltd.	740,000	1,590,000
156	M/s. ENC Technology Ltd.	25,000	25,000
157	M/s. Roshna House	5,000	5,000
158	M/s. Graphic Point	70,610	70,610
159	M/s. Gazi Wires Ltd.	1,677,000	2,206,200
160	M/s. ADEX Group	3,022,500	3,022,500
161	M/s. South Asia Engineering Works	25,000	25,000
162	M/s. Ahmed Trading	520,000	-
163	M/s. Continantal Courier Service	955,200	-
164	M/s. Payers House	25,000	-
165	M/s. Chotrod Hub bd.	25,000	-
166	M/s. Shawon Enterprise	25,000	-
167	M/s. Omer Electric	25,000	-
168	M/s. Global Engineearing Co.	25,000	-
Total		11,254,826	11,163,826



EASTERN TUBES LIMITED
(An enterprise of BSEC under Ministry of Industry)
SCHEDULE OF ADP LOAN
For the year ended 30th June, 2023

Annexure-F

SL. No.	Particulars	Amount in Tk.	
		2022-2023	

Govt. Loan			Annexure-F1
1	Principal		18,631,000
2	Less : ADP Loan refunded Principal Amount Tk=30.31 Lac through BSEC Date-26/05/2008.		3,031,000
			15,600,000
3	Interest Accrued 1 st July-2022	62,741,701	
	Add : Interest Charge During the Year	780,000	
		63,521,701	
4	Less : Interest on ADP loan Paid Tk=30.00 Lac through BSEC Date-05/05/2009.	3,000,000	60,521,701
3	Loan: LED Plant Govt. Loan	259,449,936	259,449,936
Balance AS ON 30.06.2023			335,571,637

Govt. Grant			Annexure-F2
1	Loan: LED Plant Govt. Grant		172,966,624

Grant Total of Govt Loan & Grant Balance AS ON 30.06.2023			508,538,261
---	--	--	-------------

Discloser: Tk 172,966,624 Government Grant includes in Government Loan since long. This year those grant has been shown separately as per management decision.

EASTERN TUBES LIMITED
(An enterprise of BSEC under Ministry of Industry)
SCHEDULE OF UNERCTD MACHANIRIES
For the year ended 30th June, 2023

Annexure-G

SL. No.	Particulars	Amount in Taka	
		30-Jun-23	30-Jun-22
1	Cost of Machineries	16,061,270	16,061,270
2	Cost of Materials used in trail Production	4,315,500	4,315,500
3	Cost of Spare parts	232,558	232,558
4	Interest on ADP Loan @11.50%	2,164,594	2,164,594
5	Electrical Installation	186,474	186,474
6	Trail & Testing cost	76,668	76,668
	Sub Total	23,037,064	23,037,064
7	Less : Capitalization of 2 out of 4 Machineries	5,385,142	5,385,142
	Total	17,651,922	17,651,922



EASTERN TUBES LIMITED
 (An enterprise of BSEC under Ministry of Industry)
SCHEDULE OF ADVANCE PRE PAYMENTS & DEPOSITS (CR. BALANCE)
 For the year ended 30th June, 2023

Annexure-II

SL. No.	Particulars	Amount in Taka	
		30-Jun-23	30-Jun-22
A.	Advance Against Expenses :		
1	Mrs. Parvin Akter, Asst. Admin. Officer	55	55
2	Mr. Md. Shamsher Ali, Sr. Admin. Officer	7,270	7,270
3	Mrs. Amena Khanom, Sr. Admin. Officer	36,063	100
4	Mr. Maksudur Rahman, , Sales Officer	100	
	Sub-Total	43,488	7,425
B.	Advance Against TA/DA :		
1	Mr. Md. Sakhwat Hossain, Dy. Chief Engineer	1,715	1,715
2	Mr. Md. Istiaque Ahmed, Dy. Chief Engineer	5,022	5,022
3	Mr. Abul Rashed Ahmedun Nur, Sr. Sales. Officer	1,000	-
4	Mr. Md. Abdul Bari, Asst. Comm. Officer	2,066	-
	Sub-Total	9,803	6,737
C.	Advance Against Salary Income Tax :		
1	Mr. Md. Arifuzzaman, Asst. Engineer	3,300	3,300
2	Mr. Md. Istiaque Ahmed, Dy. Chief Engineer	7,848	7,848
3	Mr. Syed Mohammad Shaherul Azam, M.D	834	5,000
4	Mrs. Amena Khanom, Sr. Admin. Officer	4,153	5,400
5	Mrs. Jannatul Ferdous, Sr. Admin. Officer	-	3,498
6	Mr. Masudul Hasan, Asst. Chief Accts Officer	5,000	5,000
7	Mr. Shah Md. Sufiullah, DGM	5,000	-
8	Mr. Shahidul Islam, Manager	5,000	-
9	Mr. Nasir Uddin Bhuyan, Asst. Accts Officer	5,000	5,000
10	Mr. Abul Kalam Azad, Asst. Accts Officer	5,000	5,000
11	Mr. Nure Alam Azoff, Sr. Comm. Officer	5,000	5,000
12	Mr. Abul Rashed Ahmedun Nur, Sr. Sales. Officer	-	5,000
13	Mr. Md. Abdul Bari, Asst. Comm. Officer	5,000	5,000
14	Mr. Manik Kumar Sarkar, Sr. Store Officer	5,000	5,000
15	Mr. Shamim Ahmed, Dy. Chief Engineer	5,000	5,000
16	Mr. Md. Atiqul Alam, Dy. Chief Engineer	834	5,000
17	Mr. Ferdous Jahan, Asst. Engineer	5,000	5,000
18	Mr. Md Foisal, Asst. Engineer	5,000	5,000
19	Mr. Habibur Rahman, Asst. Engineer	5,000	5,000
20	Mr. Moin Hasan, Asst. Engineer	5,000	5,000
21	Mr. Maksudur Rahman, , Sales Officer	5,000	5,000
22	Mrs. Rokeya Sadaf, Asst. Comm Officer	450	450
23	Mr. Kofil Uddin, Office Assistant	5,000	5,000
24	Mr. Alamgir Hossain Sarkar, Office Assistant	-	5,000
25	Mr. Md. Abul Hasem Khan, Commercial Assistant	5,000	5,000
26	Mrs. Affia Ferdous, Manager (Admin)	5,000	3,760
27	Mr. Shajib Kanti Podder, Commercial Officer	5,000	1,251
28	Mr. Nabarun Sarker, Dy. Chief Engr.	5,000	7,916
29	Mrs. Sharmin Rahman, Commercial Officer	5,000	417
30	Mr. Afruzzaman Sharif, Manager	5,000	-
	Sub-Total	122,419	123,840



SL. No.	Particulars	Amount in Taka	
		30-Jun-23	30-Jun-22
D.	Advance Against House Building Loan :		
1	Mr. S.M. Mojammel Haque, Ex. Manager(Admin)	24,000	24,000
2	Mr. Md. Istiaque Ahmed, Dy. Chief Engineer	62,500	62,500
3	Mrs. Amena Khanom, Sr. Admin. Officer	504,000	342,000
4	Mr. Masudul Hasan, Asst. Chief Accts Officer	223,000	143,000
5	Mrs. Rokeya Sadaf, Asst. Comm Officer	75,000	75,000
6	Mr. Maksudur Rahman, , Sales Officer	69,000	39,000
7	Mrs. Affia Ferdous, Manager (Admin)	277,000	67,000
8	Mrs. Sharmin Rahman, Commercial Officer	30,000	-
	Sub-Total	1,264,500	752,500
E.	Advance Against House Computer Loan :		
1	Mr. S.M. Mojammel Haque, Ex. Manager(Admin)	6,000	6,000
	Sub-Total	6,000	6,000
F.	Advance Against Honda Loan :		
1	Mrs. Amena Khanom, Sr. Admin. Officer	63,990	47,500
2	Mr. Masudul Hasan, Asst. Chief Accts Officer	28,000	18,000
	Sub-Total	91,990	65,500
G.	Advance Against BSEC Welfare Loan :		
1	Mr. Masudul Hasan, Asst. Chief Accts Officer	9,000	9,000
2	Mrs. Rokeya Sadaf, Asst. Comm Officer	1,000	1,000
	Sub-Total	10,000	10,000
H.	Advance Against House Rent Allowance & Facilities Loan:		
1	Mrs. Jannatul Ferdos, Sr. Administrative Officer	996,822	1,034,822
2	Mrs. Rokeya Sadaf, Asst. Comm Officer	341,629	229,719
3	Mrs. Affia Ferdous, Manager (Admin)	460,875	148,075
4	Mrs. Fatema Khatun, Asst. Sales Officer	11,681	
	Sub-Total	1,811,007	1,412,616
I.	Advance Against Salary:		
1	Mrs. Affia Ferdous, Manager (Admin)	5,248	5,248
2	Md. Emdadul Kabir, Sr. Clerk (Com)	6,500	2,500
	Sub-Total	11,748	7,748
J.	Advance Against Wages:		
1	Md. Abdul Motaleb, Opt., Grade-1	5,000	-
	Sub-Total	5,000	-
	Grand-Total	3,375,955	2,392,366



EASTERN TUBES LIMITED
(An enterprise of BSEC under Ministry of Industry)
Schedule of Finished Products
For the year ended 30th June, 2023

Tube Light		PARTICULARS	UNIT	2022-2023			2021-2022			Annexure-I
				Quantity	Average Unit Rate	Amount in Taka	Quantity	Average Unit Rate	Amount in Taka	
1	4*40 Watt Tube light-32 mm	PCs	20,618	84.36	1,739,334	-	-	-	-	
2	4*36 Watt Tube light-28 mm	PCs	-	-	-	-	-	-	-	
3	4*36 Watt Tube light-26 mm	PCs	11,369	61.35	697,488	-	-	-	-	
4	2*20 Watt Tube light-32 mm	PCs	5,233	70.58	369,345	-	-	-	-	
Total			37,220		2,806,167					

CFL Bulbs		PARTICULARS	UNIT	2022-2023			2021-2022		
				Quantity	Average Unit Rate	Amount in Taka	Quantity	Average Unit Rate	Amount in Taka
1	15 Watt CFL Bulb	PCs	404	128.24	51,809	219	105.45	23,094	
2	20 Watt CFL Bulb	PCs	3858	197.98	763,807	-	-	-	
3	23 Watt CFL Bulb	PCs	15021	196.10	2,945,618	-	-	-	
4	30 Watt CFL Bulb	PCs	5562	226.51	1,259,849	857	182.04	156,008	
5	36 Watt CFL Bulb	PCs	1203	203.30	244,570	2100	149.31	313,551	
6	65 Watt CFL Bulb	PCs	2471	432.76	1,069,350	-	-	-	
Total			28,519		6,335,003	3,176		492,653	



LED Bulbs		PARTICULARS	UNIT	2022-2023		2021-2022	
SL. No.	Quantity			Average Unit Rate	Amount in Taka	Quantity	Average Unit Rate
1	246	5 Watt LED Bulb	PCs	123.37	30,349	-	-
2	1,389	7 Watt LED Bulb	PCs	123.26	171,208	14	97.00
3	3,609	9 Watt LED Bulb	PCs	124.77	450,295	-	1,358
4	19,099	12 Watt LED Bulb	PCs	139.93	2,672,523	23,354	117.03
5	272	16 Watt LED Bulb	PCs	207.84	56,532	5981	180.33
6	12402	20 Watt LED Bulb	PCs	353.02	4,378,154	-	-
7	1537	24 Watt LED Bulb	PCs	443.55	681,736	-	-
8	2977	30 Watt LED Bulb	PCs	496.84	1,479,093	-	-
9	3359	36 Watt LED Bulb	PCs	518.73	1,742,414	-	-
Total				44,890	11,662,304	29,349	3,813,031

LED Tube Light		PARTICULARS	UNIT	2022-2023		2021-2022	
SL. No.	Quantity			Average Unit Rate	Amount in Taka	Quantity	Average Unit Rate
1	12,044	9 Watt LED Tube Light	PCs	166.00	1,999,304	5,322	175.42
2	74115	18 Watt LED Tube Light	PCs	223	16,527,645	33306	241.95
Total				86,159	18,526,949	38,628	8,991,972
Ground Total				196,788	39,330,423	71,153	13,297,656



EASTERN TUBES LIMITED
(An enterprise of BSEC under Ministry of Industry)
SCHEDULE OF CLOSING STOCK IN QUANTITY
For the year ended 30th June, 2023

Tube Light

Sl. No.	Particulars	4' - 40 Watt 32 mm (PCs)		4' - 36 Watt 28 mm (PCs)		4' - 36 Watt 26 mm (PCs)		2' - 20 Watt 32 mm (PCs)		Total (PCs)	
		2023	2022	2023	2022	2023	2022	2023	2022	2023	2022
1	Opening Balance 01.07.2022	-	5,945	-	1,081	-	4,451	-	-	-	11,477
2	Production this year	32,450	24,541	-	-	30,403	47,341	5,400	32	68,253	71,914
3	Total Available for Sales (1+2)	32,450	30,486	-	1,081	30,403	51,792	5,400	32	68,253	83,391
4	Less : Sales	11,832	30,486	-	1,081	19,034	51,792	167	32	31,033	83,391
5	Stock (3-4)	20,618	-	-	-	11,369	-	5,233	-	37,220	-
6	Less : Damage & Destroy	-	-	-	-	-	-	-	-	-	-
7	Closing Stock (5-6)	20,618	-	-	-	11,369	-	5,233	-	37,220	-
8	Bad/Not Sale	-	-	-	-	-	-	-	-	-	-
9	Net Closing Stock in Good Condition (7-8) 30.06.2023	20,618	-	-	-	11,369	-	5,233	-	37,220	-



EASTERN TUBES LIMITED
 (An enterprise of BSEC under Ministry of Industry)
SCHEDULE OF CLOSING STOCK IN QUANTITY
 For the year ended 30th June, 2023

CFL Plant

SL. No.	Particulars	Amount in Taka	
		30-June-2023	30-June-2022
1	Opening Balance	3,176	6,937
2	Total Production	53,728	52,381
3	Total Available for Sales (1+2)	56,904	59,318
4	Less : Sales	28,385	56,142
5	Stock (3-4)	28,519	3,176
6	Less : Damage & Destroy	-	-
7	Closing Stock (5-6)	28,519	3,176
8	Less: Bad/Not Sale	-	-
9	Net Closing Stock in Good Condition (7-8)	28,519	3,176

LED Bulb

SL. No.	Particulars	Amount in Taka	
		30-June-2023	30-June-2022
1	Opening Balance	29,349	1
2	Total Production	61,258	96,847
3	Total Available for Sales (1+2)	90,607	96,848
4	Less : Sales	45,717	67,499
5	Stock (3-4)	44,890	29,349
6	Less : Damage & Destroy	-	-
7	Closing Stock (5-6)	44,890	29,349
8	Less: Bad/Not Sale	-	-
9	Net Closing Stock in Good Condition (7-8)	44,890	29,349

LED Tube Light

SL. No.	Particulars	Amount in Taka	
		30-June-2023	30-June-2022
1	Opening Balance	38,628	-
2	Total Production	77,020	80,828
3	Total Available for Sales (1+2)	115,648	80,828
4	Less : Sales	29,489	42,200
5	Stock (3-4)	86,159	38,628
6	Less : Damage & Destroy	-	-
7	Closing Stock (5-6)	86,159	38,628
8	Less: Bad/Not Sale	-	-
9	Net Closing Stock in Good Condition (7-8)	86,159	38,628



EASTERN TUBES LIMITED
 (An enterprise of BSEC under Ministry of Industry)
Statement of Changing working Capital
 For the year ended 30th June, 2023

Sl No	Particulars	Amount (Tk)		Changing Working Capital	
		2022-2023	2021-2022	Increase	Decrease
A	Current Assets:				
1	Stock Of Raw Materials	10,511,770	28,523,518		(18,011,748)
2	Store-in-Transit	4,354,736	2,794,530	1,560,206	
3	Stores & Spares	2,213,687	2,568,860		355,173
4	Work-In-Process	8,004,612	8,364,031		359,419
5	Stock Of Finished Goods	39,330,423	13,297,656	26,032,767	
6	BSEC Current Account	109,864,149	111,318,743		1,454,594
7	Enterprise Current Account	1,417,839	1,417,839	-	-
8	Enterprise Curr. A/c (Disinvestment A/c)	5,929,995	5,929,995	-	-
9	Trade Debtors	28,776,663	30,317,366		1,540,703
10	Tax Pre-Paid	75,555,493	70,894,823	4,660,670	
11	Advance Deposit & Pre-payments	4,517,260	4,061,096	456,164	
12	Investment Against Leave Pay & Gratuity	-	8,566		(8,566)
13	Cash & Bank Balance	20,308,138	4,251,320	16,049,778	
	Total (A)	310,784,765	283,748,343		

B	CURRENT LIABILITIES :-				
1	Creditors For Goods Supply	1,599,481	1,599,481	-	-
2	Payroll & Expenses for Creditors & Provision	32,766,104	40,075,975		7,309,871
3	Tax Creditors/Provision For Taxation	52,571,735	52,199,739	371,996	371,996
4	Loan from BSEC, ETL PF & Gratuity Fund	158,763,545	87,929,661	70,883,884	
5	Creditors For Other Finance	56,083,812	54,317,379	1,766,433	
6	Inter Project Current Account	1,590,863	1,588,396	2,467	
7	Adv. Payment & Deposit (Cr. Balance)	3,375,955	2,392,366	983,589	
	Total (B)	306,751,495	240,102,997		
	Working Capital (A-B)	4,033,270	43,645,346		

Working Capital:

Increased in Working Capital Compared to previous year
 Working Capital the Previous year

4,033,270
122,395,958
43,645,346





EASTERN TUBES LIMITED
(An enterprise of BSEC under Ministry of Industry)
Statement of BUDGET VARIANCE
For the year ended 30th June, 2023

SL. NO.	PARTICULARS	BUDGET	ACTUAL	VARIANCE
A.	Tube Light Production (PCs)	200,000	68,253	131,747
	Tube Light Sales (PCs)	200,000	31,033	168,967
	CFL Bulb Production (PCs)	100,000	53,728	46,272
	CFL Bulb Sales (PCs)	100,000	28,385	71,615
	LED Tube Light Production (PCs)	125,000	77,020	47,980
	LED Tube Light Sales (PCs)	125,000	29,489	95,511
	LED Bulb Production (PCs)	175,000	61,258	113,742
	LED Bulb Sales (PCs)	175,000	45,717	129,283
	INCOME :-			
	Gross Sales	169,289,000	39,637,565	129,651,435
	Less: Dealer Commission	-	-	-
	VAT	8,842,000	1,990,633	6,851,367
	Net Sales (A)	160,447,000	37,646,932	122,800,068
B.	OTHER INCOME :-			
	Interest on Investment	24,000,000	24,222,800	(222,800)
	Miscellaneous	10,000	129,536	(119,536)
	Total (B)	24,010,000	24,352,336	(342,336)
C.	TOTAL INCOME (A+B)=C	184,457,000	61,999,268	122,457,732
D.	VARIABLE COST :-			
	Raw Materials	66,000,000	48,119,125	17,880,875
	Packing Materials	2,500,000	2,718,684	(218,684)
	Other Materials	400,000	568,737	(168,737)
	Water	350,000	507,726	(157,726)
	Electricity	2,500,000	2,348,317	151,683
	Gas	400,000	451,951	(51,951)
	Total (D)	72,150,000	54,714,540	17,435,460
E.	FIXED COST FACTORY :-			
	Salary & Wages	14,000,000	13,506,888	493,112
	Other Allowance	20,600,000	16,793,010	3,806,990
	Repair & Maintenance	500,000	597,575	(97,575)
	Canteen Subsidy	900,000	891,150	8,850
	Depreciation	5,000,000	11,664,708	(6,664,708)
	Other	490,000	441,908	48,092
	Total E	41,490,000	43,895,239	(2,405,239)





SL. NO.	PARTICULARS	BUDGET	ACTUAL	VARIANCE
F.	<u>ADMINISTRATION :-</u>			
	Salary	14,400,000	13,922,714	477,286
	Allowance	16,750,000	18,602,278	(1,852,278)
	Repair & Maintenance (Vehicles)	650,000	616,271	33,729
	Other Administrative Expenses	4,775,000	4,080,312	694,688
	Head Office Overhead	500,000	100,000	400,000
	Research & Development	300,000	10,873	289,127
	Depreciation	600,000	7,776,472	(7,176,472)
	Total (F)	37,975,000	45,108,920	(7,133,920)
G.	<u>SELLING & DISTRIBUTION :-</u>			
	Advertisement & Sales Promotion	5,150,000	2,754,032	2,395,968
	Total (G)	5,150,000	2,754,032	2,395,968
H.	<u>INTEREST :-</u>			
	Interest on ADP Loan	5,000,000	4,824,235	175,765
	Total (H)	5,000,000	4,824,235	175,765
I.	TOTAL FIXED COST (E+F+G+H)=I	89,615,000	96,582,426	(6,967,426)
	<u>CHANGE IN STOCK :-</u>			
J.	<u>OPENING STOCK :-</u>			
	Work In Process	14,724,000	8,364,031	6,359,969
	Finished Goods	44,008,000	13,297,656	30,710,344
	Total (J)	58,732,000	21,661,687	37,070,313
K.	<u>CLOSING STOCK :-</u>			
	Work in Process	14,025,000	8,004,612	6,020,388
	Finished Goods	44,008,000	39,330,423	4,677,577
	Total (K)	58,033,000	47,335,035	10,697,965
L.	CHANGE IN STOCK (J-K)=L	699,000	(25,673,348)	26,372,348
M.	TOTAL OVERHEAD (D+I+L)=M	162,464,000	125,623,618	36,840,382
	PROFIT (LOSS) (C-M)	21,993,000	(63,624,350)	85,617,350
	NET PROFIT BEFORE W.P.P.F	-	-	-
	LESS : W.P.P FUND	1,075,000	-	1,075,000
	NET PROFIT BEFORE INCOME TAX	20,918,000	(63,624,350)	84,542,350
	LESS : INCOME TAX	7,150,000	371,996	6,778,005
	NET PROFIT AFTER INCOME TAX	13,768,000	(63,996,345)	77,764,345





EASTERN TUBES LIMITED
(An enterprise of BSEC under Ministry of Industry)
Payment to Government
For the year ended 30th June, 2023

SL. NO.	PARTICULARS	Amount in Tk. (In Lac) 2022-2023	Amount in Tk. (In Lac) 2021-2022
1	Custom Duty on Imports	6.22	0.06
2	Excise Duty on Sales/VAT	56.55	40.96
3	Income Tax	31.99	16.85
4	Others	0.31	0.10
	Total	95.07	57.97



EASTERN TUBES LIMITED
(An enterprise of BSEC under Ministry of Industry)
Ratio Analysis
For the year ended 30 June, 2023

1 Liquidity Ratio (Measure the ability to meet the business's current obligation) :

Sl. No	Particulars	2022-2023	2021-2022	Remarks
a)	Current Ratio:			
=	$\frac{\text{Current Assets}}{\text{Current Liabilities}}$	$\frac{322,576,453.85}{306,751,494.92}$	$\frac{1.0516}{1.2306}$	
b)	Quick Ratio:			
=	$\frac{\text{Cash} + \text{Marketable Security} + \text{AR}}{\text{Current Liabilities}}$	$\frac{52,958,592.98}{306,751,494.92}$	$\frac{0.1726}{0.1580}$	
c)	Cash Ratio:			
=	$\frac{\text{Cash Equivalent} + \text{Marketable Security}}{\text{Current Liabilities}}$	$\frac{20,308,138.00}{306,751,494.92}$	$\frac{0.0662}{0.0177}$	

2 Profitability Ratio (Measure management's ability to control expenses and to earn a return on the resources committed to the business) : (In Percentage)

Sl. No	Particulars	2022-2023	2021-2022	Remarks
a)	Gross Profit Margin:			
=	$\frac{\text{Gross Profit} \times 100}{\text{Sales Revenue}}$	$\frac{(35,289,498.64)}{37,646,932.00}$	$\frac{-93.738\%}{-11.721\%}$	
b)	Net Profit Margin:			
=	$\frac{\text{Net profit before tax} \times 100}{\text{Sales Revenue}}$	$\frac{(63,624,349.75)}{37,646,932.00}$	$\frac{-169.003\%}{-42.635\%}$	
c)	Return on Fixed Assets:			
=	$\frac{\text{Net profit before tax} \times 100}{\text{Average Fixed assets}}$	$\frac{(63,624,349.75)}{363,416,295.15}$	$\frac{-17.507\%}{-12.843\%}$	
d)	Operating Income Margin:			
=	$\frac{\text{Operating Income} \times 100}{\text{Sales Revenue}}$	$\frac{(83,152,450.75)}{37,646,932.00}$	$\frac{-220.874\%}{-73.625\%}$	
e)	Return on Investment:			
=	$\frac{\text{Net profit before tax} \times 100}{\text{Long-term Liability} + \text{Equity}}$	$\frac{(63,624,349.75)}{533,490,002.00}$	$\frac{-11.926\%}{-4.785\%}$	
f)	Return on Equity:			
=	$\frac{\text{Net profit before tax} \times 100}{\text{Equity}}$	$\frac{(63,624,349.75)}{24,951,741.00}$	$\frac{-254.990\%}{-102.166\%}$	



3 Financial Leverage Ratio (Measure the degree of protection of supplies of long-term fund and can also aid in judging a firm's ability to raise additional debt and its capacity to pay its liabilities on time) :

Sl. No	Particulars	2022-2023	2021-2022	Remarks	
a)	Total debts to Assets:				
	= $\frac{\text{Total Liabilities (Current + Non-current)}}{\text{Total Assets (Fixed + Current)}}$	$\frac{913,163,976.92}{676,431,652.80}$	1.350	1.258	
b)	Debt Equity Ratio:				
	= $\frac{\text{Equity}}{\text{Long-term Debt}}$	$\frac{24,951,741.00}{508,538,261.00}$	0.049	0.049	
c)	Interest Coverage Ratio:				
	= $\frac{\text{Net Profit before tax}}{\text{Interest Expenses}}$	$\frac{(63,624,349.75)}{4,824,235.00}$	-13.188	-5.605	
d)	Long-term debt to Net Working Capital				
	= $\frac{\text{Long-term Debt}}{\text{Net Working Capital}}$	$\frac{508,538,261.00}{15,824,958.93}$	32.135	9.170	

4 Efficiency Ratio (Provide information about management ability to control expenses and to earn a return on the resources committed to the business) :

Sl. No	Particulars	2022-2023	2021-2022	Remarks	
a)	Fixed Asset Turnover:				
	= $\frac{\text{Sales Revenue}}{\text{Average Fixed Assets}}$	$\frac{37,646,932.00}{363,416,295.15}$	0.1036	0.3012	
b)	Inventory Turnover:				
	= $\frac{\text{Cost of Goods Sold}}{\text{Average Inventory}}$	$\frac{72,936,430.64}{59,981,911.50}$	1.2160	1.0251	
c)	Sales to Working Capital Ratio:				
	= $\frac{\text{Sales Revenue}}{\text{Net Working Capital}}$	$\frac{37,646,932.00}{15,824,958.93}$	2.3790	1.0799	

