

***EASTERN TUBES LIMITED.***  
***374, Tejgoan I/A, Dhaka.***

**Auditors' Report to the Financial Statements**  
**of**  
***Eastern Tubes Limited***  
**for the year ended 30<sup>th</sup> June, 2022**

**M A FAZAL & CO.**  
**Chartered Accountants**  
**29, Bangabandhu Avenue (2<sup>nd</sup> Floor), Dhaka-1000.**  
**Phone: Off: 9551991, Fax No: 88-02-9571824**  
**E-Mail: [shamima499@gmail.com](mailto:shamima499@gmail.com)**

## **Independent Auditors' Report** **To the Shareholders of Eastern Tubes Limited** **Report on the audit of the financial statements**

### **Opinion**

We have audited the financial statements of **Eastern Tubes Limited** which comprise the statement of financial position as at **30 June, 2022** and the statement of profit or loss and other comprehensive income, Statement of Changes in Equity and Statement of Cash Flows for the year then ended, and notes to the financial statements, including a summary of significant accounting policies.

In our opinion, the accompanying financial statements present fairly, in all material respects, the financial position of the company as at **30 June, 2022** and of its financial performance for the year then ended in accordance with International Financial Reporting Standards (IFRSs) and comply with the Companies Act 1994, and other applicable laws and regulations.

### **Basis for opinion**

We conducted our audit in accordance with International Standards on Auditing (ISAs). Our responsibilities under those Standards are further described in the Auditor's Responsibilities for the Audit of the Financial Statements section of our report. We are independent of the company in accordance with the International Ethics Standards Board for Accountants Code of Ethics for Professional Accountants (IESBA Code) together with the ethical requirements that are relevant to our audit of the financial statements in Bangladesh, and we have fulfilled our other ethical responsibilities in accordance with these requirements and the IESBA Code. We believe that the audit evidence we have obtained is sufficient and appropriate to provide a basis for our opinion.

### **Responsibilities of Management and Those Charged with Governance for the Financial Statements**

Managements is responsible for the preparation and fair presentation of the financial statements in accordance with IFRSs, and for such internal control as management determines is necessary to enable the preparation of financial statements that are free from material misstatement, whether due to fraud or error.

In preparing the financial statements, management is responsible for assessing the Company's ability to continue as a going concern, disclosing, as applicable, matters related to going concern and using the going concern basis of accounting unless management either intends to liquidate the Company or to cease operations, or has no realistic alternative but to do so.

Those charged with governance are responsible for overseeing the Company's financial reporting process.

### **Auditors Responsibilities for the Audit of the Financial Statements**

Our objectives are to obtain reasonable assurance about whether the financial statements as a whole are free from material misstatement, whether due to fraud or error, and to issue an auditor's report that includes our opinion. Reasonable assurance is a high level of assurance, but is not a guarantee that an audit conducted in accordance with ISAs will always detect a material misstatement when it exists. Misstatements can arise from expected to influence the economic decisions of users taken on the basis of these financial statements.

As part of an audit in accordance with ISAs, we exercise professional judgment and maintain professional skepticism throughout the audit. We also:

- Identify and assess the risks of material misstatement of the financial statements, whether due to fraud or error, design and perform audit procedures responsive to those risks, and obtain audit evidence that is sufficient and appropriate to provide a basis for our opinion. The risk of not detecting a material misstatement resulting from fraud is higher than for one resulting from error, as fraud may involve collusion, forgery, intentional omissions, misrepresentations, or the override of internal control.
- Obtain an understanding of internal control relevant to the audit in order to design audit procedures that are appropriate in the circumstances, but not for the purpose of expressing an opinion on the effectiveness of the Company's internal control.

1



Principal Office:  
29, B B Avenue (2nd Floor),  
Dhaka, Bangladesh

Branch Office:  
Flat # 501, House # 15, Road # 128  
Gulshan-1, Dhaka, Bangladesh

+88 22233819991 (Principal Office)  
+88 01300 884656 (Managing Partner)  
+88 01817 007425 (Gulshan Office Partner)  
mdabulbasher88@gmail.com  
mafazalco1970@gmail.com  
www.fazalandco.com



- Evaluate the appropriateness of accounting policies used and the reasonableness of accounting estimates and related disclosures made by management.
- Conclude on the appropriateness of management's use of the going concern basis of accounting and, based on the audit evidence obtained, whether a material uncertainty exists related to events or conditions that may cast significant doubt on the Company's ability to continue as a going concern. If we conclude that a material uncertainty exists, we are required to draw attention in our auditor's report to the related disclosure in the financial statements or, if such disclosures are inadequate, to modify our opinion. Our conclusions are based on the audit evidence obtained up to the date of our auditor's report. However, future events or conditions may cause the Company to cease to continue as a going concern.
- Evaluate the overall presentation, structure and content of the financial statements, including the disclosures, and whether the financial statements represent the underlying transactions and events in a manner that achieves fair presentation.
- Obtain sufficient appropriate audit evidence regarding the financial information of the company to express an opinion on the financial statements. We are responsible for the direction, supervision and performance of the audit. We remain solely responsible for our audit opinion.

We communicate with those charged with governance regarding, among other matters, the planned scope and timing of the audit and significant audit findings, including any significant deficiencies in internal control that we identify during our audit.

We also provide those charged with governance with a statement that we have complied with relevant ethical requirements regarding independence, and to communicate with them all relationships and other matters that may reasonably be thought to bear on our independence, and where applicable, related safeguards.

#### **Report on Other Legal and Regulatory Requirements**

In accordance with the Companies Act 1994, we also report the following:

- a) We have obtained all the information and explanation which to best of our knowledge and belief were necessary for the purposes of our audit and made due verification thereof.
- b) In our opinion, proper books of account as required by law except for the matter emphasis have been kept by the company so far as it appeared from our examination of those books.
- c) The company's statement of financial position dealt with by the report is in agreement with the books of accounts and returns.
- d) The expenditure incurred were for the purpose of the companies for the year.

Dated, Dhaka.  
13 SEP 2023



**Md. Abul Basher, FCA # 0840**

Managing Partner

**M A Fazal & Co.**

Chartered Accountants

DVC: 2309130840AS109840

Principal Office:

9, B B Avenue (2nd Floor),  
Dhaka, Bangladesh

Branch Office:

Plot # 501, House # 15, Road # 128  
Gulshan-1, Dhaka, Bangladesh

+88 22233819991 (Principal Office)  
+88 01300 884656 (Managing Partner)  
+88 01817 007425 (Gulshan Office Partner)  
mdabulbasher68@gmail.com  
mafazalco1970@gmail.com  
www.fazalandco.com

**EASTERN TUBES LIMITED**  
(An enterprise of BSEC under Ministry of Industry)  
Statement of Financial Position  
As at 30 June, 2022

Particulars	Notes	Amount in Taka	
		30-June-2022	30-June-2021
<b>Properties and Assets:</b>			
<b>Non-Current Assets</b>		<b>372,977,391</b>	<b>24,012,420</b>
Property, Plant and Equipment at WDV	3.00	372,918,596	23,953,625
Pre-Liberation Assets	4.00	58,795	58,795
<b>Current Assets:</b>		<b>295,471,901</b>	<b>303,132,646</b>
Inventories	5.00	55,548,595	74,779,036
BSEC Current Account	6.00	8,306,602	9,266,189
BSEC Current Account (Gratuity Fund)	7.00	103,012,141	103,012,141
Enterprise Current Account	8.00	1,417,839	1,417,839
Enterprise Curr. A/c (Disinvestment A/c)	9.00	5,929,995	5,929,995
Trade and others Debtors	10.00	33,683,144	26,392,020
Advance Income Tax	Annex-B	70,894,823	68,782,311
Advance Deposit & Pre-payments	11.00	4,061,096	3,032,900
Investment Against Leave Pay & Gratuity	12.00	8,566	9,129
Preliminary expense for LED Project	13.00	8,357,780	-
Cash & Bank Balance	14.00	4,251,320	10,511,086
<b>Total Properties and Assets:</b>		<b>668,449,292</b>	<b>327,145,065</b>
<b>Equity &amp; Liabilities :</b>			
<b>Capital &amp; Reserve</b>		<b>(195,987,720)</b>	<b>(170,202,130)</b>
Share Capital	15.00	1,700,000	1,700,000
Retained Earnings	16.00	(197,687,720)	(171,902,130)
<b>RESERVE &amp; SURPLUS:</b>		<b>23,251,741</b>	<b>23,251,741</b>
General Reserve	17.00	23,033,132	23,033,132
Capital Reserve	18.00	218,609	218,609
<b>LONG TERM LIABILITY</b>		<b>507,758,261</b>	<b>74,561,701</b>
Government Loan	19.00	507,758,261	74,561,701
<b>DEFERED LIABILITY</b>		<b>93,324,013</b>	<b>86,717,927</b>
Leave pay & Gratuity Fund	20.00	93,324,013	86,717,927
<b>CURRENT LIABILITIES :-</b>		<b>240,102,997</b>	<b>312,815,826</b>
Creditors For Goods Supply	21.00	1,599,481	1,599,481
Payroll & Expenses Creditors, Provision	22.00	40,075,975	39,235,491
Tax Creditors/Provision For Taxation	Annex-B	52,199,739	52,199,739
Loan from BSEC, ETL PF & Gratuity Fund	23.00	87,929,661	163,232,971
Creditors For Other Finance	24.00	54,317,379	53,434,401
Inter Project Current Account	25.00	1,588,396	1,591,891
Adv. Payment & Deposit (Cr. Balance)	Annex-H	2,392,366	1,521,852
<b>Total Equity and Liabilities</b>		<b>668,449,292</b>	<b>327,145,065</b>

Accompanying notes from 1 to 30 form an integral part of these Financial Statements

Head of Accounts

Managing Director

Controller of Accounts

Signed in terms of our report of even date.

২০২২/২৩

সঞ্জয় কুমার দত্ত  
হিসাব বিভাগীয় প্রধান  
ইষ্টার্ন টিউবস লিমিটেড (বিএসইসি)  
৩৭৪, তেজগাঁও শিল্প এলাকা, ঢাকা।  
Dated, Dhaka.

Syed Mohammed Saherul Azam  
Managing Director (In-charge)  
Eastern Tubes Limited, BSEC  
374, Tejgaon I/A, Dhaka.

Md. Abul Basher, FCA # 0840  
Managing Partner  
M A Fazal & Co.

Chartered Accountants

REG: 2309130840AS109840

11 3 SEP 2023

3

মুঃ নূরুল আমিন খান  
মুঃ আলী হোসেন  
শিল্প মন্ত্রণালয়  
গণপ্রজাতন্ত্রী বাংলাদেশ সরকার




**EASTERN TUBES LIMITED**  
(An enterprise of BSEC under Ministry of Industry)  
**Statement of Profit or Loss & Other Comprehensive Income**  
For the year ended 30 June, 2022

Particulars	Notes	Amount in Taka	
		30-June-2022	30-June-2021
Gross Sales	Annex-C	63,055,721	46,315,560
Less: VAT	Annex-C	3,264,251	2,760,838
Net Sales		59,791,470	43,554,722
Less: Cost of Sales	Annex-D	66,799,823	63,825,764
Gross Profit/(Loss)		(7,008,353)	(20,271,042)
Administrative Expenses	26.00	32,668,341	25,442,946
Managing Director Salary	27.00	1,686,686	1,452,864
Selling & Distribution Expenses	28.00	2,658,029	2,130,772
Operating Profit/(Loss)		(44,021,409)	(49,297,624)
Less: Financial Expenses	29.00	(4,547,894)	(3,841,276)
Add: Non-Operating Income	30.00	23,077,005	22,491,025
Net Profit/(Loss) before W.P.P.F		(25,492,298)	(30,647,875)
Allocation to W.P.P.F @80%		-	-
Net Profit After W. P.P. F		-	-
Allocation to W. W. F @20%		-	-
Net Profit/(Loss) after W.W.F		(25,492,298)	(30,647,875)
Less : Income Tax @ 27.5%		-	-
Net Profit/(Loss) after Tax (Transferred to Retained Earnings)		(25,492,298)	(30,647,875)

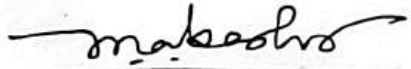
Accompanying notes from 1 to 30 form an integral part of these Financial Statements

  
Head of Accounts

  
Managing Director

Controller of Accounts

Signed in terms of our report of even date.

  
Md. Abul Basher, FCA # 0840

Managing Partner


M A Fazal & Co.


Chartered Accountants

DVC: 2309130840AS10984


Dated, Dhaka.

13 SEP 2023

  
সহকারী পরিচালক  
হিসাব রিজার্ভার  
ইস্টার্ন টিউবস লিমিটেড (বিএসইসি)  
৩৭৪, তেজগাঁও শিল্প এলাকা, ঢাকা।

  
Syed Mohammed Saheerul Azam  
Managing Director (In-charge)  
Eastern Tubes Limited, BSEC  
374, Tejgaon I/A, Dhaka.



  
সুঃ নুরুল আমিন খান  
মুদ্রাসচিব  
শিল্প মন্ত্রণালয়  
গণপ্রজাতন্ত্রী বাংলাদেশ সরকার



**EASTERN TUBES LIMITED**  
(An enterprise of BSEC under Ministry of Industry)  
**Statement of Changes in Shareholders' Equity**  
For the year ended 30 June, 2022

Particulars	Share Capital	Accumulated profit/(loss)	Total
Balance as on 01 July, 2020	1,700,000	(127,457,645)	(125,757,645)
Net profit/(loss) after tax for the year	-	(30,647,875)	(30,647,875)
Less: Perior year adjustment	-	(13,796,610)	(13,796,610)
<b>Balance as on 30 June, 2021</b>	<b>1,700,000</b>	<b>(171,902,130)</b>	<b>(170,202,130)</b>
Balance as on 01 July, 2021	1,700,000	(171,902,130)	(170,202,130)
Net profit/(loss) after tax for the Year	-	(25,492,298)	(25,492,298)
Less: Perior year adjustment	-	(293,292)	(293,292)
<b>Balance as on 30 June, 2022</b>	<b>1,700,000</b>	<b>(197,687,720)</b>	<b>(195,987,720)</b>

Head of Accounts

Managing Director

Controller of Accounts

Dated, Dhaka.

13 SEP 2023

সহায় কুমার দত্ত  
হিসাব বিচারক প্রধান  
ইস্টার্ন টিউবস লিমিটেড (বিএসইসি)  
৩৭৪, তেজগাঁও শিল্প এলাকা, ঢাকা।

Syed Mohammed Saherul Azam  
Managing Director (In-charge)  
Eastern Tubes Limited, BSEC  
374, Tejgaon I/A, Dhaka.

মুঃ নূরুল আমিন খান  
যুগ্মসচিব  
শিল্প মন্ত্রণালয়  
গণপ্রজাতন্ত্রী বাংলাদেশ সরকার





**EASTERN TUBES LIMITED**  
**(An enterprise of BSEC under Ministry of Industry)**  
**Statement of Cash Flows**  
**For the year ended 30 June, 2022**

Particular	Amount in Taka	
	30-June-2022	30-June-2021
Net Profit after Income Tax	(25,492,298)	(30,647,875)
<b>Add: Items not involving movement of Cash:</b>		
Prior year Adjustment	(293,292)	(13,796,610)
Depreciation	803,284	894,333
	<b>(24,982,306)</b>	<b>(43,550,152)</b>
<b>Cash Flow from Operating Activities</b>		
Increase /Decrease in Inventories	19,230,441	(54,074,960)
Increase/Decrease in BSEC Current Account	959,587	681,165
Increase /Decrease in Trade Debtors	(7,291,125)	(2,281,199)
Increase/ Decrease Tax Pre-Paid	(2,112,512)	(1,268,679)
Increase /Decrease in Advance, Deposit and Prepayments	(1,028,196)	1,767,018
Increase/ Decrease Investment Against Leave Pay & Gratuity	563	994
Increase/ Decrease Preliminary expense for LED Project	(8,357,780)	-
Increase/ Decrease Payroll & Expenses Creditors, Provision	840,484	2,848,653
Increase /Decrease in Loan from BSEC, ETL PF & Gratuity Fund	(75,303,310)	91,419,944
Increase/Decrease Creditors For Other Finance	882,978	4,358,469
Increase/Decrease Inter Project Current Account	(3,495)	(39,150)
Increase/Decrease Adv. Payment & Deposit (Cr. Balance)	870,514	912,053
Increase/Decrease Interprise Current Account	-	-
<b>Net Cash flows from Operating Activities</b>	<b>(96,294,156)</b>	<b>774,156</b>
<b>Cash Flow from Investing Activities</b>		
Acquisition of Fixed Assets	(349,768,256)	(316,615)
Disposal of Assets	-	-
<b>Net cash used in Investing Activities</b>	<b>(349,768,256)</b>	<b>(316,615)</b>
<b>Cash Flow from Financing Activities</b>		
Increase /Decrease in long term Government Loan	433,196,560	780,000
Increase /Decrease in Leave pay & Gratuity Fund	6,606,086	5,574,521
<b>Net cash used in Financing Activities</b>	<b>439,802,646</b>	<b>6,354,521</b>
<b>Net Cash Flow During the Year</b>	<b>(6,259,766)</b>	<b>6,812,062</b>
<b>Add: Opening cash and cash equivalents</b>	<b>10,511,086</b>	<b>3,699,023</b>
<b>Closing Cash and Cash Equivalents</b>	<b>4,251,320</b>	<b>10,511,086</b>

Head of Accounts

Managing Director

Controller of Accounts

Dated, Dhaka.

২০ জুলাই ২০২৩ SEP 2023

সঞ্জয় কুমার দত্ত  
হিসাব বিভাগীয় প্রধান  
ইস্টার্ন টিউবস লিমিটেড (বিএসইসি)  
৩৭৪, তেজগাঁও শিল্প এলাকা, ঢাকা।

Syed Mohammed Saherul Azam  
Managing Director (In-charge)  
Eastern Tubes Limited, BSEC  
374, Tejgaon I/A, Dhaka.

মুঃ নুরুল আমিন খান  
মুহাসাবি  
শিল্প মন্ত্রণালয়  
গণপ্রজাতন্ত্রী বাংলাদেশ সরকার

**EASTERN TUBES LIMITED**  
 (An enterprise of BSEC under Ministry of Industry)  
 374, Tejgaon Industrial Area, Dhaka-1208  
 Notes to the Financial Statements  
 For the year ended 30th June, 2022

**1.00 Background Information**

Before the period of liberation, former Pakistan's Industrial Group as per East Pakistan's company Act established a registered limited company named Eastern Tubes Limited. The Company was set up under a joint technical collaboration with TOSHIBA, Japan, a leading fluorescent tube light company in the world. TOSHIBA supplied erected & commissioned all its parts & machineries. The factory is equipped with a most modern quality control, laboratory, where highest standard is maintained. The company is sincere in its efforts to produced best quality fluorescent tube lights & CFL( Energy Saving) to earn maximum customer satisfaction. A balancing, modernization, replacement & expansion (BMRE) scheme popularly known as BMRE was done by Corporation, Taipei, M/S, Nanfen International Taiwan under the approval of the Government of the People's Republic of Bangladesh and under a contract made with BSEC on 27th June for the supply of plant, machinery, equipment, supervision & erection on turnkey basis and its Quality/Standard: ISO-9001: 2008 Certified, BDS-292. The company produces Fluorescent Tube light & Compact Fluorescent Light (CFL) Eastern Tubes, namely energy saving light Brand.

**2.00 Significant Accounting Policies**

**2.01 Basis of Accounting**

The accounts have been prepared as usual on going concern basis on historical cost convention. Requirements as to the disclosure of financial information warranted by the companies Act as well as International Accounting Standards (IAS) as adopted by The Institute of Chartered Accountants of Bangladesh (ICAB) has been adhered to in presentation of the financial statements to the extent expressly commented by us in our report to the Board of Directors. The Financial Statements comprise The Statement of Financial Position and the statement of Comprehensive Income, Statement of Cash Flows.

**2.02 Recording of Fixed assets & Depreciation Policy**

Fixed Assets have been exhibited in the financial position at their historical cost after deduction of accumulated depreciation thereon without taking into account the effect of inflation or deflation in the value of such assets.

**2.03 Revenue Recognition**

Sales are recorded on delivery of finished goods.

**2.04 Valuation of Stock & stores**

Valuation of Stock & stores in made on the following basis:

Components	Basis of Valuation
Raw materials	At cost or market price whichever is lower
Work-in-Process	Material Cost (Production Floor)
Stores & Spares	Average Cost
Finished Goods	At cost or market price whichever is lower



**2.05 Employee Benefit**

**a) Leave Pay & Gratuity**

Leave pay & gratuity is provided @ 25% on Basic pay of the employee and 35% of Basic pay central cadre.

**2.06 Workers Profit Participatipn Fund**

Provision for contribution of WPPF has not been made for the year @ 5% of net profit due to loss.

**2.07 Income Tax**

Provision for taxation has not been made for the year @ 35% of net profit due to loss.

**2.08** The figures shown in accounts and notes there on annexed here with is in Bangladesh currency of Taka. The company is maintaining its commitments to all contracts and loan agreements.

**2.09 Installed Capacity**

Installed Capacity and production details of the company are given below:

Installed Capacity on single shift basis	4,80,000 Pcs Tube Light
Budget for the year shift basis with extended hours production	550,000 Pcs Tube Light
Actual Production for the year	3,01,970 Pcs Tube Light





Notes	Particulars	Sub-Notes	Amount in Taka	
			30-June-2022	30-June-2021
<b>3.00</b>	<b>Property, Plant &amp; Equipment:</b>			
	<b>At Cost:</b>			
	Opening Balance		63,181,660	62,865,045
	Add: Addition during the year		349,768,256	316,615
	Less: Adjustment during the year		-	-
			<b>412,949,916</b>	<b>63,181,660</b>
	<b>Accumulated Depreciation:</b>			
	Opening Balance		39,228,035	38,333,702
	Add: Depreciation Charged during the year		803,284	894,333
	Less: Adjustment during the year		-	-
			<b>40,031,320</b>	<b>39,228,035</b>
	<b>Closing Balance at WDV</b>		<b>372,918,596</b>	<b>23,953,625</b>
	The details of Property, Plant & Equipment have been given in <b>Annexure-A</b>			
<b>4.00</b>	<b>Pre-Liberation Assets:</b>			
	Tube Lights		58,795	58,795
			<b>58,795</b>	<b>58,795</b>
<b>5.00</b>	<b>Inventories :</b>			
	Stock Of Raw Materials	5.01	28,523,518	67,136,271
	Store-in-Transit	5.02	2,794,530	1,664,520
	Stores & Spares	5.03	2,568,860	2,610,076
	Work-In-Process	5.04	8,364,031	1,226,239
	Stock Of Finished Goods	5.05	13,297,656	2,141,930
			<b>55,548,595</b>	<b>74,779,036</b>
<b>5.01</b>	<b>Stock of Raw Materials</b>			
	Stock of Raw Materials		23,152,021	60,045,902
	Stock of Chemical		1,876,670	1,876,670
	Stock of Packing Materials		3,494,827	5,213,699
			<b>28,523,518</b>	<b>67,136,271</b>
<b>5.02</b>	<b>Store-in-Transit</b>			
	LC No-128222010049 & 128222010050		2,794,530	-
	LC No-128221010042 & 128221010043		-	1,664,520
			<b>2,794,530</b>	<b>1,664,520</b>
<b>5.03</b>	<b>Stores &amp; Spares</b>			
	General Store	5.03.1	291,254	294,091
	Mechanical Store	5.03.2	1,145,646	1,160,485
	Electrical Store	5.03.3	1,131,960	1,155,500
			<b>2,568,860</b>	<b>2,610,076</b>



Notes	Particulars	Sub-Notes	Amount in Taka	
			30-June-2022	30-June-2021
<b>5.03.1</b>	<b>General Store</b>			
	Construction Materials		-	146
	Iron Steel & Non-Ferrous Mater		-	3,054
	Pipe Tubes of Fitting		587	4,420
	Fuel Oil Lubricants		100,258	51,530
	Paint & Varnished		632	632
	General Hardware		25,698	25,341
	Loose Tools		63,054	1,681
	Packing Gas Kit & Insulating		52,298	174,042
	Chemical Laboratory Equipment		48,727	33,245
			<b>291,254</b>	<b>294,091</b>
<b>5.03.2</b>	<b>Mechanical Store</b>			
	Mechanical Equipment & Spare Parts		1,145,646	1,160,485
			<b>1,145,646</b>	<b>1,160,485</b>
<b>5.03.3</b>	<b>Electrical Store</b>			
	Electrical Spare Parts		1,131,960	1,155,500
			<b>1,131,960</b>	<b>1,155,500</b>
<b>5.04</b>	<b>Work-In-Process</b>			
	Tube Light	<b>5.04.01</b>	71,645	212,790
	CFL	<b>5.04.02</b>	611,634	1,013,449
	LED Bulb		5,843,545	-
	LED Tube Light		1,837,207	-
			<b>8,364,031</b>	<b>1,226,239</b>
<b>5.04.01</b>	<b>Tube Light</b>			
	Exhaust & Support Tube		-	-
	Base Cape (13, T-10)		32,759	12,545
	Base Cape (13, T-8)		21,736	14,863
	Lead-in-Wire		-	-
	Phosphor		-	-
	Adhesive Powder		-	-
	Oxide Mixture		-	-
	Stem Tubes/Flange Tube		-	-
	Nitrocellulose		-	-
	Solder Lid		220	-
	Solder Flux		700	35
	Capping Cement		3,750	9,750
	Argon Gas		-	-
	Butyl Acetate		-	-
	Mark Enamel		-	-
	Sticker 32 mm (T-10)		-	10,486
	Sticker 26 mm (T-8)		12,480	4,212
	Sealed Beam Lamp (T-10)		-	56,534
	Sealed Beam Lamp (T-8)		-	104,365
			<b>71,645</b>	<b>212,790</b>





Notes	Particulars	Sub-Notes	Amount in Taka	
			30-June-2022	30-June-2021
<b>5.04.02</b>	<b>CFL</b>			
	15 Watt Upper Housing/Plastic Cup		-	4,098
	15 Watt Lower Housing/Burner		173,442	18,911
	15 Watt Circuit		169,385	14,775
	15 Watt Upper Housing/Plastic Cup		29,070	-
	20 Watt Lower Housing/Burner		-	15,422
	20 Watt Circuit		-	123,190
	23 Watt Upper Housing/Plastic Cup		-	11,340
	23 Watt Lower Housing/Burner		-	56,980
	23 Watt Circuit		-	101,015
	36 Watt Lower Housing/Burner		-	51,460
	30 Watt Lower Housing/Burner		-	362,567
	30 Watt Balast /Circuit		80,121	-
	36 Watt Balast /Circuit		16,220	-
	36 Watt Upper Housing/Plastic Cup		5,200	134,323
	65 Watt Upper Housing/Plastic Cup		-	15,348
	65 Watt Lower Housing/Burner		-	-
	65 Watt Balast /Circuit		120,870	54,396
	85 Watt Circuit		-	4,921
	Base Cap (E-27)		3,538	5,691
	Base Cap (B-22)		13,788	22,980
	85 Watt Burner		-	3,775
	30 Watt Plastic Cup		-	12,257
			<b>611,634</b>	<b>1,013,449</b>

<b>5.05</b>	<b>Stock Of Finished Goods</b>			
	ETL (Tube Light)	<b>5.05.01</b>	-	1,054,356
	ETL(CFL) Bulb	<b>5.05.02</b>	492,653	1,087,305
	ETL(LED) Bulb	<b>5.05.03</b>	3,813,031	269
	ETL (LED Tube Light)	<b>5.05.04</b>	8,991,972	-
			<b>13,297,656</b>	<b>2,141,930</b>

The details of Stock Of Finished Goods have been given in Annexure-I

<b>5.05.01</b>	<b>ETL (Tube Light)</b>			
	4'-40 Watt Tube light-32 mm		-	594,500
	4'-36 Watt Tube light-28 mm		-	103,776
	4'-36 Watt Tube light-26 mm		-	356,080
	2'-20 Watt Tube light-32 mm		-	-
			-	<b>1,054,356</b>

<b>5.05.02</b>	<b>ETL (CFL) Plant</b>			
	CFL Bulb		492,653	1,087,305
			<b>492,653</b>	<b>1,087,305</b>



Notes	Particulars	Sub-Notes	Amount in Taka	
			30-June-2022	30-June-2021
5.05.03	ETL (CFL) Plant CFL Bulb		3,813,031	269
			<u>3,813,031</u>	<u>269</u>
5.05.04	ETL (LED Tube Light) LED Tube light		8,991,972	-
			<u>8,991,972</u>	<u>-</u>
6.00	BSEC Current Account			
	Opening Balance		9,266,189	9,947,354
	Add: Addition During the year		98,057	243,852
			<u>9,364,246</u>	<u>10,191,206</u>
	Less: Payment During the year		1,057,644	925,016
			<u>8,306,602</u>	<u>9,266,189</u>
7.00	BSEC Current Account (Gratuity Fund)			
	Opening Balance		103,012,141	103,012,141
	Add: Addition During the year		-	-
			<u>103,012,141</u>	<u>103,012,141</u>
	Less: Payment During the year		-	-
			<u>103,012,141</u>	<u>103,012,141</u>
8.00	Enterprise Current Account			
	M/s. Mehar Industries Ltd.		1,137,243	1,137,243
	M/s. General Electric Manufacturing Co.		97,519	97,519
	M/S BSEC Exhibition & Sales Centre		16,708	16,708
	M/s. Prantic Traders		10,703	10,703
	M/s. Quantity Industries Ltd.		151,000	151,000
	M/s. Gazi Wires Ltd.		4,666	4,666
			<u>1,417,839</u>	<u>1,417,839</u>
9.00	Enterprise Curr. A/c (Disinvestment A/c)			
	M/s. Bangladesh Cycle Industries Ltd.		5,333,759	5,333,759
	M/s. Facto Industries Ltd.		151,616	151,616
	M/s. Dhaka Radio Elect.		250,000	250,000
	M/s. Harges Glass Factory		363	363
	M/s. Dockyard & Engineering Works Ltd.		15,517	15,517
	M/s. Metalax Corporation		178,740	178,740
			<u>5,929,995</u>	<u>5,929,995</u>
10.00	Trade and others Debtors			
	Trade Debtors	10.01	30,317,366	24,184,678
	Others Debtors	10.02	3,365,778	2,207,342
			<u>33,683,144</u>	<u>26,392,020</u>



Notes	Particulars	Sub-Notes	Amount in Taka	
			30-June-2022	30-June-2021
<b>10.01</b>	<b>Trade Debtors</b>			
	Dhaka South City Corporation		851,425	240,850
	Dhaka North City Corporation		295,300	807,126
	Chittagong City Corporation		15,085,432	11,796,412
	Sylhet City Corporation		402,623	683,820
	Khulna City Corporation		4,625	4,625
	Gazipur City Corporation		93,073	93,073
	Cumilla City Corporation		3,100,581	1,741,071
	Narayanganj City Corporation		93,890	1,429,220
	Laksham Pouroshava		17,688	17,688
	Rongpur City Corporation		9,950	9,950
	Dhaka Medical College Hospital		100,948	100,948
	National Ins. of Heart Disease(NSICVD)		8,730	8,730
	B.S.M.M.U (PG Hospital)		247,032	168,132
	Executive Engineer, PWD, Division-2		2,241	2,241
	Executive Engineer, PWD, Division-4		77,328	77,328
	Executive Engineer, PWD, Division-7		516,477	516,477
	Executive Engineer, PWD, Division-6		2,500	2,500
	Pan Pacific Sonargaon Hotel		11,508	11,508
	Titas Gas T&D Co. Ltd.		59,853	38,551
	Bangladesh Railway, Rajshahi		33,914	33,914
	Bangladesh Railway, Chittagang		177,142	177,142
	Bangladesh University of Eng. Tec. (BUET)		26,385	26,385
	Bangladesh Biman, Dhaka		524,759	39,520
	Bangladesh Bank, Dhaka	13,827	13,827	13,827
	Bangladesh Steel & Engineering Corporation		13,115	13,115
	Dhaka University		9,277	9,277
	National Porishankhan Bureau		10,175	10,175
	Ashgong Fertilizer Company		81,478	74,791
	Monir Brothers		1,028,720	1,028,720
	Hasan Electric & Electrical Stores	15,647	15,648	15,648
	Intiaj Electric		32,025	32,025
	BRAC Center		4,827	4,827
	Apex Adelchi		9,401	9,401
	Mitali Light House	2,83,611	283,611	283,611
	Palmal Group		18,200	18,200
	Nuvista Pharma		580	580
	The Moon Electric	10,586	10,587	10,587
	Friends Fashions	24,278	24,279	24,279
	Chittagong Urea Fertilizer Factory		87,493	87,493
	Latif Bawany Jute Mills Ltd.	5250	5,250	5,250
	ICDDR,B-Mohakhali		20,692	34,392
	Bangla Academy		2,706	2,706
	Jomuna Fertilizer Factory		181,753	120,463



Notes	Particulars	Sub-Notes	Amount in Taka	
			30-June-2022	30-June-2021
	Md. Kamruzzaman, ETL.		1,380	1,380
	Khair Electric		19,620	19,620
	Moon Electric Chamber		14,230	14,230
	Hajigong Pouroshava		3,378	3,378
	Dhaka Cantonment Board		3,528	53,528
	Dhaka WASA		69,415	69,415
	Executive Engineer, PWD, Division-1		115,889	186,914
	Bappi Electric		65,710	65,710
	Bakhrabad Gas Field		14,980	14,980
	RAZUK		147,649	257,586
	Potuaakhali Pouroshava		62,412	62,412
	Purto Audit Odhidoptor		4,500	4,500
	Eastern Refinery Ltd.		108,186	91,280
	Patro Bangla		19,360	19,360
	Sonali Bank Limited, Head Office		24,500	24,500
	Bangladesh Development Bank Ltd.		34,050	15,000
	National Institute of Neuro		10,113	10,113
	Mohila Bishyok Odhidoptar		9,975	9,975
	Bangladesh Open University		15,109	15,109
	Unimak Trader International		1,700	1,700
	Zia Electric		24,350	24,350
	Panama Light House		47,200	47,200
	Zaker Enterprise		138,750	138,750
	Alok Shamver		23,450	23,450
	New Brothers		24,550	24,550
	DAP Fertilizer Co. Ltd.		92,914	31,573
	Chittagong Port Authority		447,010	125,838
	Essential Drugs Co. Ltd.		3,900	3,900
	Shidhiergong Tap Biddut Kendra		43,502	28,506
	Power Grid Co. of Bangladesh		2,007	2,007
	Atlash Bangladesh Ltd.		41,300	41,300
	BAPEX		7,758	7,758
	Mubarakgong Sugar Mills Ltd.		3,012	3,012
	UMC Jute Mills Ltd.		48	48
	Karim Jute Mills Ltd.		716	716
	Doulatpur Jute Mills Ltd.		768	768
	National Tubes Ltd.		421,255	266,155
	Bangladesh Blade Factory Ltd.		9,014	9,014
	Eastern Cables Ltd.		122,000	56,000
	BIRDEM General Hospital		8	8
	BD. Rural Dev. Academy (Cumilla)		37,627	27,427
	Usmania Glass-Sheet Factory.Ltd.		2,284	1,607
	Evergreen Enterprise		28	28
	Dhaka International Trade Fair		97,820	97,820



Notes	Particulars	Sub-Notes	Amount in Taka	
			30-June-2022	30-June-2021
	Bangladesh Jute Mills Ltd.		8,000	8,000
	North Bengal Sugar Mills Ltd.		547	547
	ETL, Dhaka		572	572
	ETL Sales Center, Rajshahi		184,610	216,195
	ETL Sales Center, Rongpur		168,270	186,795
	ETL Sales Center, BD. Blade Factory		10,495	10,495
	ETL Sales Center (BSEC)		348,720	231,240
	ETL Sales Center (Tejgaon)		723,733	624,658
	ETL Sales Center (Mymensing)		133,243	166,832
	ETL Sales Center (Chittagong)		133,731	159,760
	Urea Fertilizer Co. Ltd.		8,470	8,470
	Chatak Cement Co. Ltd.		2,660	2,660
	Khulna Biddut Kandra		9,143	9,143
	Chittagong EPZ		134	134
	National University		8,175	8,175
	Ekushe-Television <i>Khelishpur Jute mill</i>		1,104	1,104
	Ctg. University of Engr. Technology		7,600	7,600
	BD. Gas Filed Co. Ltd.		3,895	3,895
	Firoz & Sons		451,632	331,621
	Motsho Odhodaptar		80	8,080
	Borhanuddin Pourashava		6,873	6,873
	Ghorashal Polash Fertilizer Project		10,848	4,368
	Ghorashal Biddut Kandra		38,000	8,000
	PGCB (Aftabnagar)		24,061	41,000
	Bangladesh National Museum		74,802	50,340
	Dhaka Central Jail		169,200	169,200
	BD. Rural Dev. Academy (Bogura)		27,499	91,669
	BG Press, Tejgaon		6,660	-
	Dhaka International Trade Fair-2022		106,729	-
	GEM Co. Ltd.		33,000	-
	DUET, Gazipur		7,800	-
	BTRC, Dhaka		15,550	-
	BD. Security Printing Press		62,500	-
	Pairst Port Authority		8,700	-
	Jessore Central Jail		162,038	-
	Cox's Bazar District Jail		13,690	-
	Pabna District Jail		800	-
	Khagrachori District Jail		1,022	-
	Potuahali District Jail		34,109	-
	Narayanganj District Jail		2,628	-
	Chandpur District Jail		497	-
	Rajshahi District Jail		72,000	-
	Jamalpur District Jail		34,630	-
	Tangail District Jail		3,456	-



Notes	Particulars	Sub-Notes	Amount in Taka	
			30-June-2022	30-June-2021
	Feni District Jail		62,220	-
	Lalmonirhat District Jail		96,630	-
	Moulvibazar District Jail		69,881	-
	Jhenaidha District Jail		3,684	-
	Kishorgonj District Jail		40,395	-
	Rongpur Central Jail		36,180	-
	Bogra District Jail		30,720	-
	Sunamgonj District Jail		1,275	-
	Kashimpur Central Jail-2		115,050	-
	Kashimpur High Security Central Jail		239,598	-
	Magura District Jail		2,819	-
	Rajbari District Jail		614	-
	Faridpur District Jail		25,050	-
	Gazipur District Jail		40,584	-
	Meherpur District Jail		2,456	-
	Kustia District Jail		90,240	-
	Dinajpur District Jail		1,919	-
	Jaipurhat District Jail		1,426	-
	Sylhet Central Jail-1		63,315	-
	Bhola District Jail		1,286	-
	Laxmipur District Jail		18,586	-
	Norsindhi District Jail		22,382	-
	Munshigonj District Jail		36,340	-
	Chapainababgonj District Jail		2,427	-
	Kuregram District Jail		726	-
	Chuadanga District Jail		5,926	-
	Bandarban District Jail		63,030	-
	Shareyapur District Jail		30,720	-
	M/S. Nipun International		98,200	98,200
	Tuhin Enterprise		19500	-
	Rahim Enterprise		38280	-
			<b>30,317,366</b>	<b>24,184,678</b>

**10.02 Others Debtors**

Gazi Wares Ltd.	255,148	158,758
Progati Industries Ltd.	591,604	426,705
DPDC, Dhaka	710,606	831,514
Adex Group	1,808,420	790,365
	<b>3,365,778</b>	<b>2,207,342</b>

**11.00 Advance Deposit & Pre-payments**

Advance Against Purchase	11.01	191,139	243,722
Advance Against Expenses	11.02	120,525	116,465
Advance Against TA/DA	11.03	29,884	20,348
Advance to Contractor/Supplier	11.04	1,584,192	684,638



Notes	Particulars	Sub-Notes	Amount in Taka	
			30-June-2022	30-June-2021
	Advance Against VAT		1,405,046	1,262,147
	Advance Against L/C Margin		63,442	63,442
	Advance Against Wages	11.05	56,558	36,558
	Advance Against Salaries	11.06	135,986	132,786
	Advance Against Security Deposit	11.07	310,229	310,229
	Washing Allowance		88,325	88,325
	Advance Against Salary Income Tax	11.08	75,770	74,240
			<b>4,061,096</b>	<b>3,032,900</b>
<b>11.01</b>	<b>Advance Against Purchase</b>			
	Mr. Md Abdul Bari		58,379	15,569
	Mr. Md. Ferdous Jahan		980	5,000
	Mr. Md. Arifuzzaman		1,047	66,293
	Mr. Md. Foysal		3,537	3,278
	Mr. Md. Moin Hasan		76,735	77,521
	Mr. Habibur Rahman		5,033	47,702
	Mr. Anik Majumder		45,428	28,359
			<b>191,139</b>	<b>243,722</b>
<b>11.02</b>	<b>Advance Against Expenses</b>			
	Md. Abdul Alim		1,995	1,995
	Md. Abul Kalam Azad		39,887	40,000
	Md. Manik Kumar Sarkar		8,553	15,259
	Mr. Kofil Uddin		243	7,843
	Mr. Nasir Uddin Bhuiyan		2,000	2,000
	Mr. Shajib Kanti Podder		1	-
	Mr. Md. Ful Miah		12,000	-
	Mr. Md. Billal Hossain		15,000	25,000
	Mr. Md. Shohidul Islam		740	740
	Mr. Saiful Islam		3,225	3,225
	Abul Rashed Ahmedun Nur		11,675	17,403
	Mujibul Haque Choudhury		483	-
	Md. Zubair Hossain		-	3,000
	Mrs. Amena Kanom		16,023	-
	Md. Akbar Hossain		8,700	-
			<b>120,525</b>	<b>116,465</b>
<b>11.03</b>	<b>Advance Against TA/DA</b>			
	Mr. Md. Abdul Bari		4,014	-
	Md. Ferdous Jahan		-	11,048
	Mr. Mahbubar Rahman		1,500	1,500
	Mr. Md. Moin Hasan		5,000	5,000
	Abul Rashed Ahmedun Nur		6,500	-
	Mr. Md. Atiqul Alam		8,000	-
	Md. Akber Hossain		4,870	2,800
			<b>29,884</b>	<b>20,348</b>



Notes	Particulars	Sub-Notes	Amount in Taka	
			30-June-2022	30-June-2021
<b>11.04</b>	<b>Advance to Contractor/Supplier</b>			
	M/s. Janata Traders		9,249	9,249
	M/s. Kohinoor Chemical Co. Ltd.		5,936	5,936
	M/s. BSTI		13,120	13,120
	M/s. Carew & Co. (BD) Ltd.		1,276	1,276
	M/s. Roxy Paint		2,175	2,175
	M/s. Rangs Workshop Ltd.		10,194	10,194
	M/s. Titas Gas T & D Co. Ltd.		6,250	6,250
	M/s. Bangladesh Jatio Worker		3,000	3,000
	M/s. D.H.L		2,300	2,300
	M/s. Flora Limited		5,000	5,000
	M/s. Proshikha Computer System		1,000	1,000
	M/s. M. A Hafiz, Advocate		12,000	12,000
	M/s. Syed Istahaque Ahmed		15,000	15,000
	M/s. Mvi. Md. Wahidullah, Advocate		43,000	43,000
	M/s. Doza Harun & Nasim		10,000	10,000
	M/s. D. Kamal Hossain		75,000	75,000
	M/s. B Ahmed & Co.		10,000	10,000
	M/s. Khalilur Rahman, Legal Adviser		41,750	41,750
	M/s. Khalilur Rahman, Tax Adviser		40,000	40,000
	M/s. ABM Mostafa Kamal, Advocate		39,000	39,000
	M/s. Howlader & Associate		15,000	15,000
	M/s. Shurjamukhi Enterprise		30,000	30,000
	M/s. IPSL Inkjet Printing Solution Logistic		12,000	12,000
	M/s. Omar Trading		40,350	40,350
	M/s. Genius Computer		-	6,988
	M/s. Milky Way Shipping Lines Ltd.		1,141,592	235,050
			<b>1,584,192</b>	<b>684,638</b>
<b>11.05</b>	<b>Advance Against Wages</b>			
	Mr. Md. Tanu Miah		1,027	1,027
	Mr. Md. Seddiqur Hossain		1,904	1,904
	Mr. Md. Mohsin Miah		2,690	2,690
	Mr. Md. Golam Mortuza		1,170	1,170
	Mr. Md. Abul Kashem		1,600	1,600
	Mr. Md. Shakhawat Karim		3,167	3,167
	Mr. Md. Abdul Motaleb		20,000	-
	Mr. Md. Shamsul Islam		25,000	25,000
			<b>56,558</b>	<b>36,558</b>
<b>11.06</b>	<b>Advance Against Salaries</b>			
	Mr. Md. Abdur Rohim Sharif		1,551	1,551
	Mr. M. R Tasmeen		1,500	1,500
	Mr. Md. Kamruzzaman		57,000	57,000



Notes	Particulars	Sub-Notes	Amount in Taka	
			30-June-2022	30-June-2021
	Mr. Md. Anowar Hossain		3,535	3,535
	Mr. Md. Ashrafal Alam (Mintu)		33,000	43,000
	Mr. Md. Rockybul Hasan Khan		4,400	11,200
	Mr. Mirful Islam		7,000	15,000
	Mr. Mokibul Hasan		2,000	-
	Mr. Md. Nasir Uddin Bhuiyan		6,000	-
	Mr. Alamgir Hossain Sarker		10,000	-
	Mr. Zubair Hossain		10,000	-
			<b>135,986</b>	<b>132,786</b>
<b>11.07</b>	<b>Advance Against Security Deposit</b>			
	M/s. Titas Gas T & D Co. Ltd.		117,554	117,554
	M/s. Telephone Shilpa Sangstha		22,550	22,550
	M/s. Dhaka Electric Supply Authority		2,550	2,550
	M/s. Oxygen Gas		600	600
	M/s. Excise License Security		1,000	1,000
	M/s. Shadharan Bima Corporation		100,000	100,000
	M/s. Dhaka Wasa		49,975	49,975
	M/s. Linde Bangladesh Ltd.		16,000	16,000
			<b>310,229</b>	<b>310,229</b>
<b>11.08</b>	<b>Advance Against Salary Income Tax</b>			
	Engr. Md. Solyaman Hoque, Ex. Managing Director		49,815	49,815
	Mr. Sheikh Rasel, Ex. Accounts Officer		2,346	2,346
	Mr. A.I.M Sadkatullah, Ex. Manager(Commercial)		13,188	13,188
	Mr. Sa.M ZiaulHoque, Ex. Manager(Commercial)		3,725	3,725
	Md. Saidur Rahman Zamali, Ex. Sr. Commercial Officer		5,166	5,166
	Mrs. Parvin Akter		1,530	-
			<b>75,770</b>	<b>74,240</b>
<b>12.00</b>	<b>Investment Against Leave Pay &amp; Gratuity:</b>			
	Opening Balance		9,129	10,123
	Add: Addition during the year		151	319
			<b>9,280</b>	<b>10,442</b>
	Less: Adjustment during the year		714	1,313
	Closing Balance		<b>8,566</b>	<b>9,129</b>
<b>13.00</b>	<b>Preliminary expense for LED Project:</b>			
	Opening Balance		-	-
	Add: During the year		8,797,663	-
			<b>8,797,663</b>	-
	Less: Amortization during the year		439,883	-
	Closing Balance		<b>8,357,780</b>	-



Notes	Particulars	Sub-Notes	Amount in Taka	
			30-June-2022	30-June-2021
<b>14.00</b>	<b>Cash &amp; Bank Balances</b>			
	Cash in Hand		16,252	94,987
	Cash at Bank	<b>14.01</b>	4,235,068	10,416,099
			<u>4,251,320</u>	<u>10,511,086</u>
<b>14.01</b>	<b>Cash at Bank</b>			
	Sonali Bank Ltd. (STD A/C No-240000063)		1,609,521	420,644
	Agrani Bank Ltd. (STD A/C No- 0200000692900)		2,600,286	3,454
	Janata Bank Ltd. (SND A/C No.0100232893847)		312	-
	BASIC Bank Ltd. (CD A/C No-2210-10-0000263)		24,949	9,992,000
			<u>4,235,068</u>	<u>10,416,099</u>
<b>15.00</b>	<b>Share Capital:</b>			
	<b>Authorized Capital</b>			
	250,000 ordinary shares of Tk.10 each		<u>2,500,000</u>	<u>2,500,000</u>
	<b>Issued, Subscribed and Paid up Capital</b>			
	170,000 ordinary shares of Tk. 10 each fully paid up.		<u>1,700,000</u>	<u>1,700,000</u>
<b>16.00</b>	<b>Retained Earnings:</b>			
	Opening Balance		(171,902,130)	(127,457,645)
	Add: Profit after tax		(25,492,298)	(30,647,875)
			<u>(197,394,428)</u>	<u>(158,105,520)</u>
	Less: Perior year adjustment		293,292	13,796,610
	Closing Balance		<u>(197,687,720)</u>	<u>(171,902,130)</u>
<b>17.00</b>	<b>General Reserve:</b>			
	Opening Balance		23,033,132	23,033,132
	Add: Addition during the year		-	-
			<u>23,033,132</u>	<u>23,033,132</u>
	Less: Adjustment during the year		-	-
	Closing Balance		<u>23,033,132</u>	<u>23,033,132</u>
<b>18.00</b>	<b>Capital Reserve:</b>			
	Opening Balance		218,609	218,609
	Add: Addition during the year		-	-
			<u>218,609</u>	<u>218,609</u>
	Less: Adjustment during the year		-	-
	Closing Balance		<u>218,609</u>	<u>218,609</u>



Notes	Particulars	Sub-Notes	Amount in Taka	
			30-June-2022	30-June-2021
<b>19.00</b>	<b>Government Loan</b>			
	Opening Balance		74,561,701	73,781,701
	Add: Addition During the year		432,416,560	-
	Add: Interest Charge During the year		780,000	780,000
			<b>507,758,261</b>	<b>74,561,701</b>
	Less: Payment During the year		-	-
			<b>507,758,261</b>	<b>74,561,701</b>
	The details of Government loan have been given in Annexure-F			
<b>20.00</b>	<b>Leave pay &amp; Gratuity Fund</b>			
	Opening Balance		86,717,927	81,143,406
	Add : Leave pay & Gratuity Provision made during the year		7,111,267	6,836,895
			<b>93,829,194</b>	<b>87,980,301</b>
	Less : Payment made during the year		505,181	1,262,374
			<b>93,324,013</b>	<b>86,717,927</b>
<b>21.00</b>	<b>Creditors For Goods Supply</b>			
	M/s. LatifBawany Jute Mills Ltd.		1,347,624	1,347,624
	M/s. Bangladesh Products		107,107	107,107
	M/s. Ahmed Brothers		53,301	53,301
	M/s. Associated Ltd.		91,449	91,449
			<b>1,599,481</b>	<b>1,599,481</b>
<b>22.00</b>	<b>Payroll &amp; Expenses for Creditors &amp; Provision</b>			
	Unpaid Wages/Final Settlement Bill (20%)	<b>22.01</b>	10,726,981	12,726,963
	Unpaid Salary/ Final Settlement Bill (20%)	<b>22.02</b>	13,552,283	13,552,283
	Expenses on Stores/Prov. for Inspection fee		2,391,381	2,533,331
	Provision for Expenses		13,330,794	10,348,378
	Undistributed Fund (W.W.F 20%)		74,536	74,536
			<b>40,075,975</b>	<b>39,235,491</b>
<b>22.01</b>	<b>Unpaid Wages/Final Settlement Bill (20%)</b>			
	Mr. Md. Fazlul Haque Bhuyan, Ex. Sr. Sup, Gr-1		431,810	431,810
	Mr. Md. Shafiqul Islam (Shopon), Ex. Sr. Sup, Gr-1		353,503	353,503
	Mr. Md. Mujahar Ali, Ex. Sr. Sup, Gr-1		570,949	570,949
	Mr. Kanai Chandra Mondal, Ex. Sr. Sup, Gr-1		510,563	510,563
	Mr. Md. Nur Mohammad Sikder, Ex. Sr. Sup, Gr-1		383,566	383,566
	Mr. Md. Ismat Hossain. Ex. Sr. Sup, Gr-1		422,714	422,714
	Mr. Md. Ismail Dewan, Ex. Sr. Sup, Gr-1		453,125	453,125
	Mr. Md. Motaleb Miah, Ex. Sr. Sup, Gr-1		389,373	389,373
	Mr. Md. Yeahia Khan, Ex. Sr. Sup, Gr-1		491,310	491,310
	Mr. Md. Imam Hossain, Ex. Sr. Sup, Gr-1		418,807	418,807
	Mr. Md. Siraj Miah, Ex. Sr. Sup, Gr-2		335,308	335,308
	Mr. Md. syeduzzaman Khan, Ex. Sr. Sup, Gr-2		375,159	375,159



Notes	Particulars	Sub-Notes	Amount in Taka	
			30-June-2021	30-June-2021
	Mr. Md. Abdul Halim-2, Ex. Sr. Sup, Gr-2		338,101	338,101
	Mr. Md. Sepsir Uddin, Ex. Sr. Sup		505,096	505,096
	Un-paid Wages Commission Bill		4,747,597	6,747,579
			<b>10,726,981</b>	<b>12,726,963</b>
<b>22.02</b>	<b>Unpaid Salary/ Final Settlement Bill (20%)</b>			
	Mr. Md. Farid Mia, Record Keeper		128,310	128,310
	Mr. Md. Wazuddin, Ex. Forman		215,568	215,568
	Mr. Md. Sultan Ahmed, Ex. Forman		126,688	126,688
	Mr. Sunil Chandra Sarkar, Ex. Sr. Com. Officer		384,800	384,800
	Mr. Md. Yousuf Ali, Ex. Sr. Admin. Officer		293,360	293,360
	Mr. Md. Suman Majumder, Ex, Sr. Clerk		202,351	202,351
	Mr. Md. Abu Hanif Afred, Ex. A.C.A.O		123,511	123,511
	Mr. Md. Tomijuddin Bhuiyan, Ex. Asst. Ad.Off.		1,092,457	1,092,457
	Mr. Md. Nurul Hoque, Ex. Store Assistant		1,213,482	1,213,482
	Mr. Md. Shahalom Bhuiyan, Ex. Office Asst.		1,396,157	1,396,157
	Mr. Md. Abdus Salam, Ex. Office Assistant		1,132,657	1,132,657
	Mr. Md. Abdus Sattar, Ex. Security Habildar		396,312	396,312
	Mr. Md. Bahazuddin, Ex. Record Keeper		722,210	722,210
	Mr. Md. Motahar Hossain, Ex. Record Keeper		781,020	781,020
	Mr. Md. Syed Ashraf Hossain, Ex. Record Keeper		726,419	726,419
	Mr. Md. Romizuddin, Ex. Forman		1,033,834	1,033,834
	Mr. Md. Meshbauddin, Ex. Forman		1,165,289	1,165,289
	Mr. Md. Mahbubur Rahman-2, Ex. Forman		627,948	627,948
	Mr. Md. Abdul Gofur, Ex. Forman		1,031,329	1,031,329
	Mr. Md. Shajahan, Ex. Potter		758,581	758,581
			<b>13,552,283</b>	<b>13,552,283</b>
<b>23.00</b>	<b>Loan from BSEC, ETL PF &amp; Gratuity Fund:</b>			
	Opening Balance		163,232,971	71,813,027
	Add: Addition during the year		10,453,939	98,269,944
			<b>173,686,910</b>	<b>170,082,971</b>
	Less: Adjustment during the year		85,757,249	6,850,000
	Closing Balance		<b>87,929,661</b>	<b>163,232,971</b>
<b>24.00</b>	<b>Creditors For Other Finance</b>			
	Employee P.F Contribution (Own)		16,932,187	14,805,391
	Employees P.F Contribution (Company)		12,234,876	10,904,526
	Employee P.F Loan		8,299,992	8,224,453
	Union Fee (2474)		24,171	34,571
	Security Deposit	<b>Annex-E</b>	11,163,826	13,896,006
	Officers Association		41,950	13,850
	Income Tax		661,150	505,399
	Welfare Fund		-	178,000
	Advance Against Sales		493,409	184,090



Notes	Particulars	Sub-Notes	Amount in Taka	
			30-June-2022	30-June-2021
	Others (D.F.P)		2,410	2,410
	Creditor for goods Supply		2,846,155	3,467,474
	VAT		1,616,103	1,218,231
	Revenue		1,150	-
			<b>54,317,379</b>	<b>53,434,401</b>
<b>25.00</b>	<b>Inter Project Current Account (Credit Balance)</b>			
	M/s. National Tubes Ltd.		195,210	197,365
	M/s. Atlas Bangladesh Ltd.		674,036	675,376
	M/s. Progati Industries Ltd., Chittagong		170,634	170,634
	M/s. Chittagonj Dry Dock & H. S. S. Ltd.		210,064	210,064
	M/s. Eastern Cables Ltd.		52,022	52,022
	M/s. Bangladesh Blade Factory Ltd.		120,967	120,967
	M/s. Dhaka Steel Works Ltd.		15,745	15,745
	M/s. Prince Iron & Steel Ind.		37,501	37,501
	M/s. Chittagong Steel Mills		112,217	112,217
			<b>1,588,396</b>	<b>1,591,891</b>
<b>26.00</b>	<b>Administrative Overhead</b>			
	Administrative Overhead (Other)	26.01	5,771,691	4,373,413
	Administrative Overhead (Salary)	26.02	26,896,650	21,069,533
			<b>32,668,341</b>	<b>25,442,946</b>
<b>26.01</b>	<b>Administrative Overhead (Other)</b>			
	Insurance (Employee)		150,021	147,899
	Medical Expenses		28,576	-
	Uniform		241,088	200,000
	Entertainment		270,229	112,898
	Social Welfare		422,902	312,798
	Traveling Expenses		148,714	220,040
	Conveyance		91,917	63,933
	Printing & Stationery		172,829	120,682
	Computer Expenses (Printing)		104,629	67,515
	Postage Expenses		10,290	7,515
	Telephone		25,789	21,652
	Rent Rates & Taxes		156,076	688,512
	Car Maintenance Expenses		444,807	120,336
	Petrol Expenses/CNG		278,865	288,298
	Head Office Overhead		500,000	500,000
	Consultancy fee/PF		6,000	20,500
	Audit Fee		40,000	40,000
	News Paper		11,350	11,140
	Bank Charge Commission		-	23,408



Notes	Particulars	Sub-Notes	Amount in Taka	
			30-June-2022	30-June-2021
	Training Expenses		17,716	194,267
	Scholarship		5,000	-
	ETL Company Board Expenses		178,999	238,996
	Fixed Electricity		65,280	65,280
	Hazard Allowance		507,880	329,715
	Building Maintenance		260,042	142,895
	Depreciation		321,314	357,733
	Gardening Expenses		4,800	6,886
	Peliminery Expenses (LED Project) Amortization		439,883	-
	Recharge & Development		8,127	-
	Miscellaneous Expenses		858,568	70,515
			<b>5,771,691</b>	<b>4,373,413</b>
<b>26.02</b>	<b>Administrative Overhead (Salary)</b>			
	Salaries		13,216,614	9,665,690
	House Rent		5,767,323	5,179,570
	Conveyance		86,313	144,482
	Washing Allowance		10,800	11,377
	Medical Allowance		663,726	625,500
	Employee Provident Fund Contribution		471,746	439,820
	Leave Pay & Gratuity		3,153,041	2,776,883
	Festival Bonus		2,890,954	1,716,888
	Overtime		305,532	254,975
	Educational Allowance		153,650	148,998
	Others Allowance		176,951	105,350
			<b>26,896,650</b>	<b>21,069,533</b>
<b>27.00</b>	<b>Managing Director Salary</b>			
	Basic		801,760	702,720
	House Rent		400,880	351,360
	Medical Allowance		18,000	18,000
	Leave Pay & Gratuity		280,616	245,952
	Festival Bonus		152,550	128,832
	Educational Allowance		6,000	6,000
	Others Allowance		26,880	-
			<b>1,686,686</b>	<b>1,452,864</b>
<b>28.00</b>	<b>Selling &amp; Distribution Expenses</b>			
	Advertisement Expenses		606,578	222,741
	Entertainment		398,590	337,992
	Transport		229,136	162,597
	Exhibition		182,729	-





Notes	Particulars	Sub-Notes	Amount in Taka	
			30-June-2022	30-June-2021
	Show Room Rent		9,639	32,402
	Dealer Commission		1,007,864	1,091,282
	Dealers Conference		83,067	
	Printing Expenses		15,406	-
	BSTI		125,020	159,758
	ISO Expenses		-	124,000
			<u>2,658,029</u>	<u>2,130,772</u>
<b>29.00</b>	<b>Financial Expenses</b>			
	Bank Charge Commission		41,788	-
	Interest on Short term loan		4,506,106	3,841,276
			<u>4,547,894</u>	<u>3,841,276</u>
<b>30.00</b>	<b>Non-Operating Income</b>			
	Tender Form		44,500	12,000
	Broken Glass		5,235	1,850
	Rental Income		22,678,600	22,227,200
	Bank Interest		48,732	6,229
	Miscellaneous Income		299,938	243,746
			<u>23,077,005</u>	<u>22,491,025</u>



**EASTERN TUBES LIMITED**  
(An enterprise of BSEC under Ministry of Industry)  
Schedule of Fixed Assets  
For the year ended 30 June, 2022

Sl No.	Particulars	C O S T				Rate of Dep.	D E P R E C I A T I O N				Written Down Value as on 30.06.2021
		Opening Balance as on 01.07.2021	Addition during the year	Disposal during the year	Closing Balance as on 30.06.2022		Opening Balance as on 01.07.2021	Charged during the year	Adjustment during the year	Closing Balance as on 30.06.2022	
1	Land	216,126	-	-	216,126	0%	-	-	-	216,126	216,126
2	Building	9,810,432	147,915,688	-	157,726,120	10%	182,360	-	8,169,192	149,556,928	1,827,800
3	Machinery Tools & Equipment	26,171,837	189,191,420	-	215,363,257	15%	465,455	-	23,534,260	191,828,997	1,107,032
4	Furniture	1,651,224	129,968	-	1,781,192	10%	48,680	-	1,213,107	568,085	486,796
5	Vehicles	4,071,107	-	-	4,071,107	20%	23,871	-	3,975,623	95,484	119,339
6	Other Assets	3,609,012	12,531,180	-	16,140,192	15%	82,919	-	3,139,138	13,001,054	542,793
	Sub Total	45,529,738	349,768,256	-	395,297,994		803,284	-	40,031,120	355,266,874	6,381,703
7	Unrected Machinery	17,651,922	-	-	17,651,922	0%	-	-	-	17,651,922	17,651,922
	Total as on 30.06.2022	63,181,660	349,768,256	-	412,949,916		803,284	-	40,031,120	372,918,796	21,963,625
	Total as on 30.06.2021	62,865,045	316,615	-	63,181,660		894,333	-	39,228,035	21,963,625	24,511,343

N. B: -No Depreciation Charge on Unrected Machinery & Additional Assets.

Allocation of Depreciation :	Depreciation
Factory Overhead 60%	481,971
Administrative Overhead 40%	321,314
<b>Total</b>	<b>803,284</b>



**EASTERN TUBES LIMITED**  
(An enterprise of BSEC under Ministry of Industry)  
Schedule of Fixed Assets  
For the year ended 30 June, 2022

Sl. No.	Particulars	C O S T				D E P R E C I A T I O N				Written Down Value as on 30.06.2022
		Opening Balance as on 01.07.2021	Addition during the year	Disposal during the year	Closing Balance as on 30.06.2022	Rate of Dep.	Charged during the year	Adjustment during the year	Closing Balance as on 30.06.2022	
1	Land	216,126	-	-	216,126	0%	-	-	-	216,126
2	Building	6,495,838	-	-	6,495,838	10%	39,472.76	-	6,140.78	1,07,270
3	Machinery Tools & Equipment	19,705,386	-	-	19,705,386	15%	187,136.92	-	18,844.84	1,060,897
4	Furniture	1,616,619	105,780	-	1,722,399	10%	47,169.52	-	1,192,897	250,306
5	Vehicles	3,288,758	-	-	3,288,758	20%	2,870.02	-	3,277,738	11,400
6	Other Assets	3,301,730	318,860	-	3,620,590	15%	68,772.34	-	2,812,022	708,568
	Sub Total	34,624,457	424,640	-	35,049,097		345,422	-	22,166,918	2,882,179
7	Unrectified Machinery	17,651,922	-	-	17,651,922	0%	-	-	-	17,651,922
	Total as on 30.06.2022	52,276,379	424,640	-	52,701,019		345,422	-	22,166,918	20,234,581
	Total as on 30.06.2021	51,959,764	316,615	-	52,276,379		363,564	-	21,821,496	20,454,882

N. B: -No Depreciation Charge on Unrectified Machinery & Additional Assets.

Allocation of Depreciation :  
Factory Overhead 60%  
Administrative Overhead 40%

**Additional Assets**

01	Table	28,933
02	SS Steel Chair	97,190
03	Plastic Chair	8,875
04	Projector	42,000
05	Digital Attendance Machine	24,725
06	Exhaust Fan	8,000
07	Computer	104,100
08	Printer	64,750
09	Moving Fan	8,000
10	Mobile Hand Set	2,999
	<b>Total</b>	<b>624,087</b>



**EASTERN TUBES LIMITED**  
(An enterprise of BSEC under Ministry of Industry)  
Schedule of Fixed Assets  
For the year ended 30 June, 2022

CFIL		C O S T						D E P R E C I A T I O N				Written Down Value as on 30.06.2021
		Opening Balance as on 01.07.2021	Addition during the year	Disposal during the year	Closing Balance as on 30.06.2022	Rate of Dep.	Opening Balance as on 01.07.2021	Charged during the year	Adjustment during the year	Closing Balance as on 30.06.2022	Written Down Value as on 30.06.2022	
1	Land	-	-	-	-	0%	-	-	-	-	-	-
2	Building	3,314,594	-	-	3,314,594	10%	1,885,722	142,887.21	-	2,028,609	1,285,985	1,428,872
3	Machinery Tools & Equipment	6,466,451	-	-	6,466,451	15%	4,610,998	278,317.92	-	4,889,316	1,577,135	1,855,453
4	Furniture	34,605	24,188	-	58,793	10%	19,504	1,510.12	-	21,014	37,779	15,101
5	Vehicles	782,349	-	-	782,349	20%	677,344	21,001.01	-	698,345	84,004	105,005
6	Other Assets	307,282	-	-	307,282	15%	212,971	14,146.66	-	227,118	80,164	94,311
	Sub Total	10,905,281	24,188	-	10,929,469		7,406,539	457,863	-	7,864,402	3,065,067	3,498,742
7	Unrected Machinery	-	24,188	-	-		7,406,539	457,863	-	7,864,402	3,065,067	-
	Total as on 30.06.2022	10,905,281	24,188	-	10,929,469		7,406,539	457,863	-	7,864,402	3,065,067	3,498,742
	Total as on 30.06.2021	10,905,281	-	-	10,905,281		6,875,770	530,769	-	7,406,539	3,498,742	4,029,511

N. B : -No Depreciation Charge on Additional Assets.

**Allocation of Depreciation:**  
Factory Overhead 60%  
Administrative Overhead 40%  
**Total**

**Additional Assets:**  
i) Plastic Chair  
ii) Marking Stamp

274,718  
183,145  
457,863

24,188  
-  
24,188



**EASTERN TUBES LIMITED**  
(An enterprise of BSEC under Ministry of Industry)  
Schedule of Fixed Assets  
For the year ended 30 June, 2022

LED Bulb		C O S T						D E P R E C I A T I O N					Written Down Value as on 30.06.2021
Sl No.	Particulars	Opening Balance as on 01.07.2021	Addition during the year	Disposal during the year	Closing Balance as on 30.06.2022	Rate of Dep.	Opening Balance as on 01.07.2021	Charged during the year	Adjustment during the year	Closing Balance as on 30.06.2022	Written Down Value as on 30.06.2022	Written Down Value as on 30.06.2021	
1	Land	-	-	-	-	0%	-	-	-	-	-	-	
2	Building	-	147,915,688	-	147,915,688	10%	-	-	-	147,915,688	-	-	
3	Machinery Tools & Equipment	-	189,191,420	-	189,191,420	15%	-	-	-	189,191,420	-	-	
4	Furniture	-	-	-	-	10%	-	-	-	-	-	-	
5	Vehicles	-	-	-	-	20%	-	-	-	-	-	-	
6	Other Assets	-	12,212,320	-	12,212,320	15%	-	-	-	12,212,320	-	-	
	Sub Total	-	349,319,428	-	349,319,428		-	-	-	349,319,428	-	-	
7	Unrectified Machinery	-	-	-	-		-	-	-	-	-	-	
	Total as on 30.06.2022	-	349,319,428	-	349,319,428		-	-	-	349,319,428	-	-	
	Total as on 30.06.2021	-	-	-	-		-	-	-	-	-	-	

N. B : -No Depreciation Charge on Additional Assets.

Allocation of Depreciation:  
Factory Overhead 60%  
Administrative Overhead 40%  
**Total**

Additional Assets:  
i) Rubber Pad  
ii) Marking Stamp



**EASTERN TUBES LIMITED**  
(An enterprise of BSEC under Ministry of Industry)  
**SCHEDULE OF ADVANCE AGAINST INCOME TAX**  
For the year ended 30th June, 2022

SL No	FINANCIAL YEAR	ASSESSMENT YEAR	P/PROFIT/(LOSS)	PROVISION FOR INCOME TAX	ADVANCE INCOME TAX PAID	ASSESSED BY DCT	NET TAX DEMAND	Remarks-B
1	1995-1996	1996-1997	18,998,349	8,549,256	8,451,256	19,128,781	8,644,598	DCT yet not made the revised assessment against tribunal order.
2	1998-1999	1999-2000	21,300,153	8,520,061	11,182,773	-	-	-do-
3	1999-2000	2000-2001	22,359,269	8,943,707	7,794,011	-	-	-do-
4	2000-2001	2001-2002	13,638,499	5,455,400	6,922,424	-	-	-do-
5	2001-2002	2002-2003	14,718,088	5,911,075	5,954,782	-	-	Appeal filled to the honorable High court.
6	2002-2003	2003-2004	14,751,974	5,283,247	3,566,886	-	-	DCT yet not made the revised assessment against tribunal order.
7	2003-2004	2004-2005	7,470,356	2,801,384	3,434,691	-	-	Appeal filled to the commissioner of taxes.
8	2004-2005	2005-2006	5,285,279	1,981,979	438,082	-	-	Income tax return is submitted.
9	2005-2006	2006-2007	2,683,998	1,073,599	2,356,272	-	-	-do-
10	2006-2007	2007-2008	2,585,966	819,391	609,211	-	-	-do-
11	2007-2008	2008-2009	4,762,749	1,786,031	1,576,189	-	-	-do-
12	2008-2009	2009-2010	1,342,092	503,284	904,971	-	-	-do-
13	2009-2010	2010-2011	1,523,533	571,325	416,428	-	-	-do-
14	2010-2011	2011-2012	(8,443,844)	-	1,525,284	-	-	-do-
15	2011-2012	2012-2013	(12,181,438)	-	1,660,989	-	-	-do-
16	2012-2013	2013-2014	(10,390,910)	-	1,538,046	-	-	-do-
17	2013-2014	2014-2015	(23,010,229)	-	1,048,865	-	-	-do-
18	2014-2015	2015-2016	(31,552,202)	-	978,243	-	-	-do-
19	2015-2016	2016-2017	(32,210,305)	-	1,435,526	-	-	-do-
20	2016-2017	2017-2018	(37,424,220)	-	1,033,915	-	-	-do-
21	2017-2018	2018-2019	(36,315,385)	-	1,286,379	-	-	-do-
22	2018-2019	2019-2020	(46,509,865)	-	2,707,618	-	-	-do-
23	2019-2020	2020-2021	(46,509,865)	-	690,791	-	-	-do-
24	2020-2021	2021-2022	(30,623,875)	-	1,268,679	-	-	-do-
25	2020-2022	2022-2023	(25,492,298)	-	2,112,512	-	-	-do-
<b>Total</b>			<b>(209,244,131)</b>	<b>52,199,739</b>	<b>70,894,823</b>	<b>19,128,781</b>	<b>8,644,598</b>	Income tax return will be submitted.

**EASTERN TUBES LIMITED**  
(An enterprise of BSEC under Ministry of Industry)  
**SCHEDULE OF GROSS SALES (ITEM WISE)**  
For the year ended 30th June, 2022

Annexure-C											
Sl. No.	Description	Unit of Product	Total Quantity.	Rate Ex. VAT		Amount in Taka	Rate of VAT		Amount in Taka	Rate of Selling Price	Gross Sales in Taka
				Rate Ex. VAT	Rate of VAT		Rate of VAT	Rate of Selling Price			
<b>4'-40 Watt (32 mm) :</b>											
1	Dealers	PCs	1,645	86.95	13.05	143,033	13.05	21,467	100.00	164,500	
	Non-Dealers	PCs	28,841	86.95	13.05	2,507,725	13.05	376,375	100.00	2,884,100	
<b>4'-36 Watt (28 mm) :</b>											
2	Dealers	PCs	1,081	83.48	12.52	90,242	12.52	13,534	80.00	103,776	
	Non-Dealers	PCs	-	83.48	12.52	-	12.52	-	80.00	-	
<b>4'-36 Watt (26 mm) :</b>											
3	Dealers	PCs	19,562	76.19	3.81	1,490,429	3.81	74,531	80.00	1,564,960	
	Non-Dealers	PCs	32,230	76.19	3.81	2,455,604	3.81	122,796	80.00	2,578,400	
<b>2'-20 Watt Tube Light :</b>											
4	Dealers	PCs	25	78.26	11.74	1,957	11.74	294	90.00	2,250	
	Non-Dealers	PCs	7	78.26	11.74	548	11.74	82	90.00	630	
5	Marking Charge	-	-	-	-	-	-	-	-	-	
<b>Sub-Total</b>										609,080	7,298,616

Annexure-C/1											
Sl. No.	Description	Unit of Product	Total Quantity.	Rate Ex. VAT		Amount in Taka	Rate of VAT		Amount in Taka	Rate of Selling Price	Gross Sales in Taka
				Rate Ex. VAT	Rate of VAT		Rate of VAT	Rate of Selling Price			
<b>15 Watt Bulb :</b>											
1	Dealers	PCs	6	204.76	10.24	1,229	10.24	61	215.00	1,290	
	Non-Dealers	PCs	3,689	204.76	10.24	755,360	10.24	37,775	215.00	793,135	
<b>20 Watt Bulb :</b>											
2	Dealers	PCs	-	219.05	10.95	-	10.95	-	230.00	-	
	Non-Dealers	PCs	8,107	219.05	10.95	1,775,838	10.95	88,772	230.00	1,864,610	



Sl. No.	Description	Unit of Product	Total Quantity.	Rate Ex.		Amount in Taka	Rate of VAT		Amount in Taka	Rate of Selling Price	Gross Sales in Taka
				VAT			VAT				
<b>23 Watt Bulb :</b>											
3	Dealers	PCs	12	233.33		2,800	11.67		140	245.00	2,940
	Non-Dealers	PCs	30,811	233.33		7,189,131	11.67		359,564	245.00	7,548,695
<b>26 Watt Bulb :</b>											
4	Dealers	PCs	-	247.62		-	12.38		-	260.00	-
	Non-Dealers	PCs	12	247.62		2,971	12.38		149	260.00	3,120
<b>30 Watt Bulb :</b>											
5	Dealers	PCs	28	266.67		7,467	13.33		373	280.00	7,840
	Non-Dealers	PCs	7,055	266.67		1,881,357	13.33		94,043	280.00	1,975,400
<b>36 Watt Bulb :</b>											
6	Dealers	PCs	-	290.48		-	14.52		-	305.00	-
	Non-Dealers	PCs	2,072	290.48		601,875	14.52		30,085	305.00	631,960
<b>65 Watt Bulb :</b>											
7	Dealers	PCs	-	857.14		-	42.86		-	900.00	-
	Non-Dealers	PCs	4,310	857.14		3,694,273	42.86		184,727	900.00	3,879,000
<b>85 Watt Bulb :</b>											
8	Dealers	PCs	-	1,000.00		-	50.00		-	1,050.00	-
	Non-Dealers	PCs	40	1,000.00		40,000	50.00		2,000	1,050.00	42,000
9	Marking Charge	-	-	-		-	-		-	-	-
	Sub-Total	-	56,142	-		15,952,300	-		797,690	-	16,749,990

**LED BULB**

Sl. No.	Description	Unit of Product	Total Quantity.	Rate Ex.		Amount in Taka	Rate of VAT		Amount in Taka	Rate of Selling Price	Gross Sales in Taka
				VAT			VAT				
<b>5 Watt Bulb :</b>											
1	Dealers	PCs	392	180.9524		70,933	9.0476		3,547	190.00	74,480
	Non-Dealers	PCs	1,139	180.9524		206,105	9.0476		10,305	190.00	216,410
<b>7 Watt Bulb :</b>											
2	Dealers	PCs	4	219.0476		876	10.9524		44	230.00	920
	Non-Dealers	PCs	544	219.0476		119,162	10.9524		5,958	230.00	125,120

Amount-C3



Sl. No.	Description	Unit of Product	Total Quantity.	Rate Ex.		Amount in Taka	Rate of VAT		Amount in Taka	Rate of Selling Price	Gross Sales in Taka	
				VAT	VAT		VAT	VAT				
3	<b>9 Watt Bulb :</b>											
	Dealers	PCs	15	228.5714	11.4286	3,429	11.4286	171	240.00	3,600		
	Non-Dealers	PCs	6,231	228.5714	11.4286	1,424,228	11.4286	71,212	240.00	1,495,440		
4	<b>12 Watt Bulb :</b>											
	Dealers	PCs	123	257.1429	12.8571	31,629	12.8571	1,581	270.00	33,210		
	Non-Dealers	PCs	6,513	257.1429	12.8571	1,674,772	12.8571	83,738	270.00	1,758,510		
5	<b>16 Watt Bulb :</b>											
	Dealers	PCs	80	304.7619	15.2381	24,381	15.2381	1,219	320.00	25,600		
	Non-Dealers	PCs	33,370	304.7619	15.2381	10,169,905	15.2381	508,495	320.00	10,678,400		
6	<b>20 Watt Bulb :</b>											
	Dealers	PCs	26	390.4762	19.5238	10,152	19.5238	508	410.00	10,660		
	Non-Dealers	PCs	4,881	390.4762	19.5238	1,905,914	19.5238	95,296	410.00	2,001,210		
7	<b>24 Watt Bulb :</b>											
	Dealers	PCs	8	461.9048	23.0952	3,695	23.0952	185	485.00	3,880		
	Non-Dealers	PCs	5,209	461.9048	23.0952	2,406,062	23.0952	120,303	485.00	2,526,365		
8	<b>30 Watt Bulb :</b>											
	Dealers	PCs	6	542.8571	27.1429	3,257	27.1429	163	570.00	3,420		
	Non-Dealers	PCs	3,993	542.8571	27.1429	2,167,628	27.1429	108,382	570.00	2,276,010		
9	<b>36 Watt Bulb :</b>											
	Dealers	PCs	55	761.9048	38.0952	41,905	38.0952	2,095	800.00	44,000		
	Non-Dealers	PCs	4,910	761.9048	38.0952	3,740,933	38.0952	187,047	800.00	3,928,000		
10	Marking Charge	-	-	-	-	-	-	-	-	-	-	
	<b>Sub-Total</b>		<b>67,499</b>			<b>24,004,986</b>		<b>1,200,249</b>		<b>25,205,235</b>		



Sl. No.	Description	Unit of Product	Total Quantity.	Rate Ex.		Amount in Taka	Rate of		Amount in Taka	Rate of Selling Price	Gross Sales in Taka
				VAT	VAT		VAT	VAT			

**LED TUBE LIGHT**

Annexure-C/A

Sl. No.	Description	Unit of Product	Total Quantity.	Rate Ex.		Amount in Taka	Rate of		Amount in Taka	Rate of Selling Price	Gross Sales in Taka
				VAT	VAT		VAT	VAT			
<b>9 Watt Bulb :</b>											
1	Dealers	PCs	-	276.1905	-	-	13.8095	-	-	290.00	-
	Non-Dealers	PCs	3,103	276.1905	857,019	42,851	13.8095	42,851	290.00	899,870	
<b>18 Watt Bulb :</b>											
2	Dealers	PCs	10	314.2857	3,143	157	15.7143	157	330.00	3,300	
	Non-Dealers	PCs	39,087	314.2857	12,284,485	614,225	15.7143	614,225	330.00	12,898,710	
4	Marking Charge	-	-	-	-	-	-	-	-	-	-
<b>Sub-Total</b>			<b>42,200</b>		<b>13,144,647</b>	<b>657,233</b>		<b>657,233</b>			<b>13,801,880</b>

<b>Grand-Total</b>			<b>249,232</b>		<b>59,791,470</b>	<b>3,264,251</b>		<b>3,264,251</b>			<b>63,055,721</b>
--------------------	--	--	----------------	--	-------------------	------------------	--	------------------	--	--	-------------------



**EASTERN TUBES LIMITED**  
(An enterprise of BSEC under Ministry of Industry)  
**SCHEDULE OF COST OF GOODS SALE**  
For the year ended 30th June, 2022

Sl. No.	Particulars	Tube Light		CFL		LED Bulb		LED Tubelight		Total		
		Amount in Tk.	2021-2022	Amount in Tk.	2021-2022	Amount in Tk.	2021-2022	Amount in Tk.	2021-2022	Amount in Tk.	2021-2022	Amount in Tk.
1	Material Consumed (D/1)	1,351,250	6,714,134	21,776,661	15,863,424	45,705,469	27,102,671					
2	Labour/Wages (D/2)	9,603,386	1,429,766	12,000,000	9,000,000	32,033,152	32,623,258					
3	Factory Overhead (D/3)	1,039,322	137,812	1,900,000	1,600,000	4,677,134	3,332,871					
4	Indirect Materials/Packing Materials	45,900	571,187	897,377	681,150	2,195,614	1,611,936					
5	Depreciation	207,253	274,718	-	-	481,971	536,600					
6	Manufacturing Cost for the Year	12,247,111	9,127,617	36,574,038	27,144,574	85,093,340	65,207,336					
7	Change in Working Process	141,145	401,815	(5,843,545)	(1,837,207)	(7,137,792)	429,534					
8	Cost of Production For the Year (6+7)	12,388,256	9,529,432	30,730,493	25,307,367	77,955,548	65,636,870					
9	Change in Finish Goods	1,054,356	594,652	(3,812,761)	(8,991,972)	(11,155,725)	(1,811,106)					
10	Cost of Goods Sales (8-9)	13,442,612	10,124,084	26,917,732	16,315,395	66,799,823	63,825,764					

Annexure-D



**EASTERN TUBES LIMITED**  
(An enterprise of BSEC under Ministry of Industry)  
**SCHEDULE OF RAW MATERIALS CONSUMED**  
For the year ended 30th June, 2022

Annexure-D/1

Sl. No.	Particulars	Tube Light	CFL	LED Bulb	LED Tubelight	Total	Total
		Amount in Tk. 2021-2022	Amount in Tk. 2021-2022	Amount in Tk. 2021-2022	Amount in Tk. 2021-2022	Amount in Tk. 2021-2022	Amount in Tk. 2020-2021
1	2	3	4	5	6	(3+4+5+6)=7	8
	<b>(A) Materials Consumed :</b>						
1	Raw Materials Consumed	1,159,932	6,709,217	21,689,740	15,808,996	45,367,885	26,847,733
2	Chemical Consumed	20,156	-	-	-	20,156	55,500
3	Stores Consumed	171,162	4,917	86,921	54,428	317,428	199,438
	<b>Sub Total</b>	<b>1,351,250</b>	<b>6,714,134</b>	<b>21,776,661</b>	<b>15,863,424</b>	<b>45,705,469</b>	<b>27,102,671</b>
	<b>(B) Indirect Materials :</b>						
4	Packing Materials	45,900	571,187	897,377	681,150	2,195,614	1,611,936
	<b>Sub Total</b>	<b>45,900</b>	<b>571,187</b>	<b>897,377</b>	<b>681,150</b>	<b>2,195,614</b>	<b>1,611,936</b>
	<b>Grand Total (A+B)</b>	<b>1,397,150</b>	<b>7,285,321</b>	<b>22,674,038</b>	<b>16,544,574</b>	<b>47,901,083</b>	<b>28,714,607</b>



**EASTERN TUBES LIMITED**  
(An enterprise of BSEC under Ministry of Industry)  
**SCHEDULE OF WAGES**  
For the year ended 30th June, 2022

Annexure-D/2

Sl. No.	Particulars	Amount in Taka	
		30-June-2022	30-June-2021
1	Wages	13,596,391	13,132,847
2	Casual Labor	1,496,920	3,054,860
3	House Rent	6,908,056	6,690,535
4	Conveyance	150,000	260,750
5	Washing Allowance	72,000	71,700
6	Medical Allowance	1,224,000	1,245,194
7	Employee P.F Contribution	858,604	1,781,842
8	Leave Pay & Gratuity	3,677,610	3,564,630
9	Festival Bonus	3,607,494	2,392,910
10	Educational Allowance	389,006	405,890
11	Others Allowance	53,071	22,100
	<b>Total</b>	<b>32,033,152</b>	<b>32,623,258</b>

**EASTERN TUBES LIMITED**  
(An enterprise of BSEC under Ministry of Industry)  
**SCHEDULE OF FACTORY OVERHEAD**  
For the year ended 30th June, 2022

Annexure-D/3

Sl. No.	Particulars	Amount in Taka	
		30-June-2022	30-June-2021
A.	Electricity	2,207,205	1,393,530
	Gas	242,785	388,623
	<b>Sub Total</b>	<b>2,449,990</b>	<b>1,782,153</b>
B.	<b>Other Factory Overhead:</b>		
	Water	495,574	397,733
	Canteen Subsidy	900,280	631,940
	Uniform	250,000	249,566
	Repair & Maintenance	481,290	171,479
	Group Term Insurance (Employee)	100,000	100,000
	<b>Sub Total</b>	<b>2,227,144</b>	<b>1,550,718</b>
C.	<b>Grand Total (A+B)</b>	<b>4,677,134</b>	<b>3,332,871</b>

**EASTERN TUBES LIMITED**  
(An enterprise of BSEC under Ministry of Industry)  
**SCHEDULE OF SECURITY DEPOSIT**  
For the year ended 30th June, 2022

Annexure-E

SL. NO.	NAME OF THE PARTY	Amount in Taka	
		30-June-2022	30-June-2021
1	M/s. Anowar Brothers	25,000	25,000
2	M/s. Ababil Traders	25,000	25,000
3	M/s. Ahmed Sons	10,000	10,000
4	M/s. Akkas Co.	1,000	1,000
5	M/s. Alok Shomber	25,000	25,000
6	M/s. ADM Electric Co.	15,000	15,000
7	M/s. Azad Electric House	25,000	25,000
8	M/s. Abu syed Electric	25,000	25,000
9	M/s. Amazan Traders	2,441	2,441
10	M/s. Adshere	2,300	2,300
11	M/s. Arif Electric Co.	25,000	25,000
12	M/s. Al-amin Enterprise	5,000	5,000
13	M/s. Ahmed & Trading	15,000	15,000
14	M/s. Ahmadi Traders	25,000	25,000
15	M/s. Al-Sandary International	4,555	4,555
16	M/s. Abdus Samad Chowdhury	25,000	25,000
17	M/s. Ali Electric	25,000	25,000
18	M/s. Ballal Electric	25,000	25,000
19	M/s. Babul Motor Works	2,426	2,426
20	M/s. Bangladesh Electric House	25,000	25,000
21	M/s. Bureemare Trading Co.	25,000	25,000
22	M/s. Badal Electric	25,000	25,000
23	M/s. The Bridge Electric Co.	25,000	25,000
24	M/s. BhaiBhai Electric	25,000	25,000
25	M/s. Bithi Traders	1,042	1,042
26	M/s. Bappi Electric	25,000	25,000
27	M/s. City Electric House	10,000	10,000
28	M/s. Chowdhury Enterprise	25,000	25,000
29	M/s. City Auto Craps	5,000	5,000
30	M/s. C. Auto Engineering Works	6,125	6,125
31	M/s. Car Diagnostic Center	5,000	5,000
32	M/s. Dina Electric Co.	25,000	25,000
33	M/s. Diamond Electric	15,000	15,000
34	M/s. D.K Enterprise	39,142	39,142
35	M/s. Electron	25,000	25,000
36	M/s. Electric Corporation	25,000	25,000
37	M/s. Energy-pac & Engineering Ltd.	26,000	26,000
38	M/s. Farjana Packaging	422,050	422,050



SL. NO.	NAME OF THE PARTY	Amount in Taka	
		30-June-2022	30-June-2021
39	M/s. Fancy Electric House	25,000	25,000
40	M/s. Five Star	10,000	10,000
41	M/s. Fesecatvss Ltd.	10,000	10,000
42	M/s. Fatema General Store	10,000	10,000
43	M/s. Flash	3,765	3,765
44	M/s. G.P Traders	10,000	10,000
45	M/s. The General Electric Co.	25,000	25,000
46	M/s. Holographic Bangladesh	24,500	24,500
47	M/s. Hossain Electric	10,000	10,000
48	M/s. H.A Hakim Electric Enterprise	25,000	25,000
49	M/s. Hassan & Company	10,000	10,000
50	M/s. Hira Electric	25,000	25,000
51	M/s. Hoque Electric	25,000	25,000
52	M/s. Hura Sagar Enterprise	1,539	1,539
53	M/s. Harun Electric	25,000	25,000
54	M/s. International Electric Co.	15,000	15,000
55	M/s. J. M Fabrics	25,000	25,000
56	M/s. Khair Electric & Supplier	25,000	25,000
57	M/s. Kazi Bidhut Bitan	25,000	25,000
58	M/s. Khurshed Electric House	25,000	25,000
59	M/s. Karnofully Trading	15,000	15,000
60	M/s. Karnafully Electric Store	25,000	25,000
61	M/s. Khaza Electric Co.	25,000	25,000
62	M/s. Light Corner	25,000	25,000
63	M/s. Minara Trading Agency	10,000	10,000
64	M/s. Moon Electric Co.	25,000	25,000
65	M/s. Maharun Electric Co.	3,548	3,548
66	M/s. Metro Electric & Manter Store	25,000	25,000
67	M/s. Minara Mike Radio House	10,000	10,000
68	M/s. Manay International	10,000	10,000
69	M/s. Mitu Enterprise	25,000	25,000
70	M/s. Moden Electric	15,000	15,000
71	M/s. Murse Electric Store	10,000	10,000
72	M/s. Mubarak Traders	10,000	10,000
73	M/s. Model Electric Works	25,000	25,000
74	M/s. Metali Light House	25,000	25,000
75	M/s. Mainer Brothers	25,000	25,000
76	M/s. M.T.S, Mirpur	5,000	5,000
77	M/s. M. Rahman Electric	25,000	25,000
78	M/s. Mannan Sufia Elec. & Electr. Media	25,000	25,000
79	M/s. Miabee Trading Co.	25,000	25,000
80	M/s. New Bizly Bitan	25,000	25,000
81	M/s. Natural Electric Store	10,000	10,000
82	M/s. New Electric House	5,000	5,000



SL. NO.	NAME OF THE PARTY	Amount in Taka	
		30-June-2022	30-June-2021
83	M/s. Nesse International	23,481	23,481
84	M/s. Nazrul Electric	25,000	25,000
85	M/s. Purbanchal Electric Corporation	25,000	25,000
86	M/s. Purbasha Bidhut Bitan	25,000	25,000
87	M/s. Padma Taders	15,000	15,000
88	M/s. Panama Light House	25,000	25,000
89	M/s. Rahmani Electric	25,000	25,000
90	M/s. R.U Electric Store	25,000	25,000
91	M/s. Arco Electric Co.	25,000	25,000
92	M/s. Rana Electric Corporation	15,000	15,000
93	M/s. Rainbow Electric	25,000	25,000
94	M/s. Rahman Agency	10,000	10,000
95	M/s. Rana Electric Corporation	10,000	10,000
96	M/s. Royal Bidhut Bitan	25,000	25,000
97	M/s. R.M Trading Agency	10,000	10,000
98	M/s. Rose Electric Co.	25,000	25,000
99	M/s. Real Inter Trad.	15,900	15,900
100	M/s. Sumon Trading	25,000	25,000
101	M/s. Sarmin Electric	15,000	15,000
102	M/s. Sumon Traders	1,000	1,000
103	M/s. Samata Electric Works	25,000	25,000
104	M/s. Sarwar Electric & Engineering	25,000	25,000
105	M/s. Sajjad Brothers Enterprise	10,000	10,000
106	M/s. Shaha Traders	15,000	15,000
107	M/s. Samity Electric Co.	10,000	10,000
108	M/s. Syed Mustakim	10,000	10,000
109	M/s. S.S Electric Agency	10,000	10,000
110	M/s. S.M Trading	25,000	25,000
111	M/s. Samver Enterprise	25,000	25,000
112	M/s. Satkania Electric	25,000	25,000
113	M/s. Sifa Trading	25,000	25,000
114	M/s. The New Electric Co.	10,000	10,000
115	M/s. The Globe Electric corporation	25,000	25,000
116	M/s. The Moon Electric House	25,000	25,000
117	M/s. The New Electric Co.	15,000	15,000
118	M/s. The Electric Chamber	25,000	25,000
119	M/s. Tapos Enterprise	25,000	25,000
120	M/s. Techno International	10,000	10,000
121	M/s. Teneon Technology	1,095	1,095
122	M/s. Taj Enterprise	2,000	2,000
123	M/s. The Light House (Chill)	25,000	25,000
124	M/s. Younus Electric & Engineering Store	25,000	25,000
125	M/s. Zaker Enterprise	25,000	25,000
126	M/s. Zannat Printing Works	5,700	5,700



SL. NO.	NAME OF THE PARTY	Amount in Taka	
		30-June-2022	30-June-2021
127	M/s. Zia Electric	25,000	25,000
128	M/s. Dhaka Electric Co.	25,000	25,000
129	M/s. Prominent Printers	10,425	10,425
130	M/s. New S. M. Electric	25,000	25,000
131	M/s. Sorker Future Farm	25,000	25,000
132	M/s. Rahim Electric	25,000	25,000
133	M/s. Rokan Electric House	25,000	25,000
134	M/s. Firoze Enterprise	25,000	25,000
135	M/s. Babul Trading Corporation	25,000	25,000
136	M/s. New Brothers Enterprise	25,000	25,000
137	M/s. Hasan Enterprise & Electric Store	25,000	25,000
138	M/s. Imtiaz Electric & Electronics	25,000	25,000
139	M/s. Ever Green Enterprise	25,000	25,000
140	M/s. Praman Enterprise	25,000	25,000
141	M/s. Frinds Fashion	25,000	25,000
142	M/s. Senco Jewelers	25,000	25,000
143	M/s. Hossain Trading Co.	49,500	149,500
144	M/s. Hiper Corporation	4,200	4,200
145	M/s. New Famous Electric	25,000	25,000
146	M/s. Pekel Power	25,000	25,000
147	M/s. J.F Popular Express	30,000	30,000
148	M/s. Firoz & Sons	25,000	25,000
149	M/s. John Electric Lamp Industries Ltd.	90,000	90,000
150	M/s. Tanvir Store	25,000	25,000
151	M/s. Tuhin Enterprise	25,000	25,000
152	M/s. Samir Enterprise	100,000	100,000
153	M/s. Sonia Enterprise	30,000	30,000
154	M/s. Mans Techno	720,782	720,782
155	M/s. Pragati Industries Ltd.	1,590,000	3,630,000
156	M/s. ENC Technology Ltd.	25,000	25,000
157	M/s. Roshna House	5,000	5,000
158	M/s. Graphic Point	70,610	70,610
159	M/s. Gazi Wires Ltd.	2,206,200	2,735,400
160	M/s. ADEX Group	3,022,500	3,022,500
161	M/s. South Asia Engineering Works	25,000	25,000
162	M/s. G.H. Trading	-	62,980
<b>Total</b>		<b>11,163,826</b>	<b>13,896,006</b>



**EASTERN TUBES LIMITED**  
(An enterprise of BSEC under Ministry of Industry)  
**SCHEDULE OF ADP LOAN**  
For the year ended 30th June, 2022

**Annexure-F**

SL. No.	Particulars	Amount in Tk.	
		2021-2022	
1	Principal 1 <sup>st</sup> July-2007		18,631,000
2	Less : ADP Loan refunded Principal Amount Tk=30.31 Lac through BSEC Date-26/05/2008.		3,031,000
			15,600,000
3	Interest Accrued 1 <sup>st</sup> July-2019	61,961,701	
	Add : Interest Charge During the Year	780,000	
		62,741,701	
4	Less : Interest on ADP loan Paid Tk=30.00 Lac through BSEC Date-05/05/2009.	3,000,000	59,741,701
3	Loan: LED Plant G.L	259,449,936	
	Loan: LED Plant G. Grant	172,966,624	432,416,560
<b>Balance AS ON 30.06.2022</b>			<b>507,758,261</b>

**EASTERN TUBES LIMITED**  
(An enterprise of BSEC under Ministry of Industry)  
**SCHEDULE OF UNERCTD MACHANIRIES**  
For the year ended 30th June, 2022

**Annexure-G**

SL. No.	Particulars	Amount in Taka	
		30-Jun-22	30-Jun-21
1	Cost of Machineries	16,061,270	16,061,270
2	Cost of Materials used in trail Production	4,315,500	4,315,500
3	Cost of Spare parts	232,558	232,558
4	Interest on ADP Loan @11.50%	2,164,594	2,164,594
5	Electrical Installation	186,474	186,474
6	Trail & Testing cost	76,668	76,668
	<b>Sub Total</b>	<b>23,037,064</b>	<b>23,037,064</b>
7	Less : Capitalization of 2 out of 4 Machineries	5,385,142	5,385,142
	<b>Total</b>	<b>17,651,922</b>	<b>17,651,922</b>

**EASTERN TUBES LIMITED**  
(An enterprise of BSEC under Ministry of Industry)  
**SCHEDULE OF ADVANCE PRE PAYMENTS & DEPOSITS (CR. BALANCE)**  
For the year ended 30th June, 2022

**Annexure-H**

SL. No.	Particulars	Amount in Taka	
		30-Jun-22	30-Jun-21
A.	<b>Advance Against Expenses :</b>		
1	Mrs. Parvin Akter, Asst. Admin. Officer	55	55
2	Mr. Md. Shamsher Ali, Sr. Admin. Officer	7,270	7,270
3	Mrs. Amena Khanom, Sr. Admin. Officer	100	2,850
	<b>Sub-Total</b>	<b>7,425</b>	<b>10,175</b>



SL. No.	Particulars	Amount in Taka	
		30-Jun-22	30-Jun-21
<b>B.</b>	<b>Advance Against TA/DA :</b>		
1	Mr. Md. Sakawat Hossain, Dy. Chief Engineer	1,715	1,715
2	Mr. Md. Istiaque Ahmed, Dy. Chief Engineer	5,022	5,022
3	Mr. Abul Rashed Ahmedun Nur, Sr. Sales. Officer	-	10,886
4	Mr. Md. Abdul Bari, Asst. Comm. Officer	-	736
5	Mr. Manik Kumar Sarkar, Sr. Store Officer	-	3,772
6	Mr. Syed Mohammad Shaherul Azam, M.D	-	2,495
7	Mr. Md. Atiqul Alam, Dy. Chief Engineer	-	8,070
	<b>Sub-Total</b>	<b>6,737</b>	<b>32,696</b>
<b>C.</b>	<b>Advance Against Salary Income Tax :</b>		
1	Mr. Md. Arifuzzaman, Asst. Engineer	3,300	10,037
2	Mr. Md. Istiaque Ahmed, Dy. Chief Engineer	7,848	7,848
3	Mr. Syed Mohammad Shaherul Azam, M.D	5,000	5,000
4	Mrs. Amena Khanom, Sr. Admin. Officer	5,400	5,000
5	Mrs. Jannatul Ferdous, Sr. Admin. Officer	3,498	5,000
6	Mr. Masudul Hasan, Asst. Chief Accts Officer	5,000	5,000
7	Mrs. Parvin Akter, Asst. Admin. Officer	-	3,470
8	Mr. Aminul Islam, Asst. Chief Accts Officer	-	2,000
9	Mr. Nasir Uddin Bhuyan, Asst. Accts Officer	5,000	800
10	Mr. Abul Kalam Azad, Asst. Accts Officer	5,000	5,000
11	Mr. Nure Alam Azoff, Sr. Comm. Officer	5,000	5,000
12	Mr. Abul Rashed Ahmedun Nur, Sr. Sales. Officer	5,000	5,000
13	Mr. Md. Abdul Bari, Asst. Comm. Officer	5,000	5,000
14	Mr. Manik Kumar Sarkar, Sr. Store Officer	5,000	5,000
15	Mr. Shamim Ahmed, Dy. Chief Engineer	5,000	5,000
16	Mr. Md. Atiqul Alam, Dy. Chief Engineer	5,000	5,000
17	Mr. Ferdous Jahan, Asst. Engineer	5,000	5,000
18	Mr. Md Foisal, Asst. Engineer	5,000	5,000
19	Mr. Habibur Rahman, Asst. Engineer	5,000	5,000
20	Mr. Moin Hasan, Asst. Engineer	5,000	5,000
21	Mr. Maksudur Rahman, , Sales Officer	5,000	2,085
22	Mrs. Rokeya Sadaf, Asst. Comm Officer	450	450
23	Mr. Kofil Uddin, Office Assistant	5,000	6,480
24	Mr. Alamgir Hossain Sarkar, Office Assistant	5,000	6,480
25	Mr. Md. Abul Hasem Khan, Commercial Assistant	5,000	-
26	Mrs. Affia Ferdous, Manager (Admin)	3,760	-
27	Mr. Shajib Kanti Podder, Commercial Officer	1,251	-
28	Mr. Md. Nazmul Haque, Managing Director	7,916	-
29	Mrs. Sharmin Khanom, Commercial Officer	417	-
	<b>Sub-Total</b>	<b>123,840</b>	<b>114,650</b>
<b>D.</b>	<b>Advance Against House Building Loan :</b>		
1	Mr. S.M. Mojammel Haque, Ex. Manager(Admin)	24,000	24,000
2	Mr. Md. Istiaque Ahmed, Dy. Chief Engineer	62,500	62,500
3	Mrs. Amena Khanom, Sr. Admin. Officer	342,000	162,000
4	Mr. Masudul Hasan, Asst. Chief Accts Officer	143,000	63,000
5	Mrs. Rokeya Sadaf, Asst. Comm Officer	75,000	75,000
6	Mr. Maksudur Rahman, , Sales Officer	39,000	9,000
7	Mrs. Affia Ferdous, Manager (Admin)	67,000	-
	<b>Sub-Total</b>	<b>752,500</b>	<b>395,500</b>
<b>E.</b>	<b>Advance Against House Computer Loan :</b>		
1	Mr. S.M. Mojammel Haque, Ex. Manager(Admin)	6,000	6,000
	<b>Sub-Total</b>	<b>6,000</b>	<b>6,000</b>



SL. No.	Particulars	Amount in Taka	
		30-Jun-22	30-Jun-21
<b>F.</b>	<b>Advance Against Honda Loan :</b>		
1	Mrs. Amena Khanom, Sr. Admin. Officer	47,500	22,500
2	Mr. Masudul Hasan, Asst. Chief Accts Officer	18,000	8,000
	<b>Sub-Total</b>	<b>65,500</b>	<b>30,500</b>
<b>G.</b>	<b>Advance Against BSEC Welfare Loan :</b>		
1	Mr. Masudul Hasan, Asst. Chief Accts Officer	9,000	9,000
2	Mrs. Rokeya Sadaf, Asst. Comm Officer	1,000	1,000
	<b>Sub-Total</b>	<b>10,000</b>	<b>10,000</b>
<b>H.</b>	<b>Advance Against House Rent Allowance &amp; Facilities Loan:</b>		
1	Mrs. Jannatul Ferdos, Sr. Administrative Officer	1,034,822	791,012
2	Mrs. Rokeya Sadaf, Asst. Comm Officer	229,719	131,319
3	Mrs. Affia Ferdous, Manager (Admin)	148,075	-
	<b>Sub-Total</b>	<b>1,412,616</b>	<b>922,331</b>
<b>G.</b>	<b>Advance Against Salary:</b>		
1	Mrs. Affia Ferdous, Manager (Admin)	5,248	-
2	Md. Emdadul Kabir, Sr. Clerk (Com)	2,500	-
	<b>Sub-Total</b>	<b>7,748</b>	<b>-</b>
	<b>Grand-Total</b>	<b>2,392,366</b>	<b>1,521,852</b>



**EASTERN TUBES LIMITED**  
(An enterprise of BSEC under Ministry of Industry)  
Schedule of Finished Products  
For the year ended 30th June, 2022

Tube Light		PARTICULARS	UNIT	2021-2022		2020-2021		Amount in Taka
				Quantity	Average Unit Rate	Quantity	Average Unit Rate	
1	4'-40 Watt Tube light-32 mm	PCs	-	-	5,945	100.0	594,500	
2	4'-36 Watt Tube light-28 mm	PCs	-	-	1,081	96.0	103,776	
3	4'-36 Watt Tube light-26 mm	PCs	-	-	4,451	80.0	356,080	
4	2'-20 Watt Tube light-32 mm	PCs	-	-	-	90.0	-	
<b>Total</b>			-	-	<b>11,477</b>	-	<b>1,054,356</b>	

CFL Bulbs		PARTICULARS	UNIT	2021-2022		2020-2021		Amount in Taka
				Quantity	Average Unit Rate	Quantity	Average Unit Rate	
1	15 Watt CFL Bulb	PCs	219	105.45	23,094	156.74	1,087,305.38	
2	30 Watt CFL Bulb	PCs	857	182.04	156,008	-	-	
3	36 Watt CFL Bulb	PCs	2100	149.31	313,551	-	-	
<b>Total</b>			<b>3,176</b>	-	<b>492,653</b>	<b>157</b>	<b>1,087,305</b>	

LED Bulbs		PARTICULARS	UNIT	2021-2022		2020-2021		Amount in Taka
				Quantity	Average Unit Rate	Quantity	Average Unit Rate	
1	7 Watt LED Bulb	PCs	14	97.00	1,358	1	269.00	
2	12 Watt LED Bulb	PCs	23,354	117.03	2,733,119	-	-	
3	16 Watt LED Bulb	PCs	5981	180.33	1,078,554	-	-	
<b>Total</b>			<b>29,349</b>	<b>394</b>	<b>3,813,031</b>	<b>1</b>	<b>269</b>	

LED Tube Light		PARTICULARS	UNIT	2021-2022		2020-2021		Amount in Taka
				Quantity	Average Unit Rate	Quantity	Average Unit Rate	
1	9 Watt LED Tube Light	PCs	5,322	175.42	933,585	-	-	
2	18 Watt LED Tube Light	PCs	33,306	241.95	8,058,387	-	-	
<b>Total</b>			<b>38,628</b>	<b>417</b>	<b>8,991,972</b>	-	-	
<b>Ground Total</b>			<b>71,153</b>	<b>812</b>	<b>13,297,656</b>	<b>18,415</b>	<b>426</b>	<b>2,141,930</b>







**EASTERN TUBES LIMITED**  
(An enterprise of BSEC under Ministry of Industry)  
**SCHEDULE OF CLOSING STOCK IN QUANTITY**  
For the year ended 30th June, 2022

**CFL Plant**

SL. No.	Particulars	Amount in Taka	
		30-June-2022	30-June-2021
1	Opening Balance	6,937	1,054
2	Total Production	52,381	62,690
3	<b>Total Available for Sales (1+2)</b>	<b>59,318</b>	<b>63,744</b>
4	Less : Sales	56,142	56,807
5	<b>Stock (3-4)</b>	<b>3,176</b>	<b>6,937</b>
6	Less : Damage & Destroy	-	-
7	<b>Closing Stock (5-6)</b>	<b>3,176</b>	<b>6,937</b>
8	Less: Bad/Not Sale	-	-
9	<b>Net Closing Stock in Good Condition (7-8)</b>	<b>3,176</b>	<b>6,937</b>

**LED Bulb**

SL. No.	Particulars	Amount in Taka	
		30-June-2022	30-June-2021
1	Opening Balance	1	-
2	Total Production	96,847	38,208
3	<b>Total Available for Sales (1+2)</b>	<b>96,848</b>	<b>38,208</b>
4	Less : Sales	67,499	38,207
5	<b>Stock (3-4)</b>	<b>29,349</b>	<b>1</b>
6	Less : Damage & Destroy	-	-
7	<b>Closing Stock (5-6)</b>	<b>29,349</b>	<b>1</b>
8	Less: Bad/Not Sale	-	-
9	<b>Net Closing Stock in Good Condition (7-8)</b>	<b>29,349</b>	<b>1</b>

**LED Tube Light**

SL. No.	Particulars	Amount in Taka	
		30-June-2022	30-June-2021
1	Opening Balance	-	-
2	Total Production	80,828	8,310
3	<b>Total Available for Sales (1+2)</b>	<b>80,828</b>	<b>8,310</b>
4	Less : Sales	42,200	8,310
5	<b>Stock (3-4)</b>	<b>38,628</b>	<b>-</b>
6	Less : Damage & Destroy	-	-
7	<b>Closing Stock (5-6)</b>	<b>38,628</b>	<b>-</b>
8	Less: Bad/Not Sale	-	-
9	<b>Net Closing Stock in Good Condition (7-8)</b>	<b>38,628</b>	<b>-</b>



**EASTERN TUBES LIMITED**  
(An enterprise of BSEC under Ministry of Industry)  
**Statement of Changing working Capital**  
For the year ended 30th June, 2022

Sl No	Particulars	Amount (Tk)		Changing Working Capital	
		2021-2022	2020-2021	Increase	Decrease
<b>A</b>	<b>Current Assets:</b>				
1	Stock Of Raw Materials	28,523,518	67,136,271		(38,612,753)
2	Store-in-Transit	2,794,530	1,664,520	1,130,010	
3	Stores & Spares	2,568,860	2,610,076		(41,216)
4	Work-In-Process	8,364,031	1,226,239		7,137,792
5	Stock Of Finished Goods	13,297,656	2,141,930		11,155,726
6	BSEC Current Account	111,318,743	112,278,330		(959,587)
7	Enterprise Current Account	1,417,839	1,417,839	-	-
8	Enterprise Curr. A/c (Disinvestment A/c)	5,929,995	5,929,995	(0)	(0)
9	Trade Debtors	30,317,366	24,184,678	6,132,689	
10	Tax Pre-Paid	70,894,823	68,782,311	2,112,512	
11	Advance Deposit & Pre-payments	4,061,096	3,032,900		1,028,196
12	Investment Against Leave Pay & Gratuity	8,566	9,129		(563)
13	Cash & Bank Balance	4,251,320	10,511,086	(6,259,766)	
	<b>Total (A)</b>	<b>283,748,343</b>	<b>300,925,304</b>		

<b>B</b>	<b>CURRENT LIABILITIES :-</b>				
1	Creditors For Goods Supply	1,599,481	1,599,481	-	-
2	Payroll & Expenses for Creditors & Provision	40,075,975	39,235,491	840,484	
3	Tax Creditors/Provision For Taxation	52,199,739	52,199,739	-	-
4	Loan from BSEC, ETL PF & Gratuity Fund	87,929,661	163,232,971	(75,303,310)	
5	Creditors For Other Finance	54,317,379	53,434,401	882,978	
6	Inter Project Current Account	1,588,396	1,591,891	(3,495)	(3,495)
7	Adv. Payment & Deposit (Cr. Balance)	2,392,366	1,521,852	870,514	
	<b>Total (B)</b>	<b>240,102,997</b>	<b>312,815,826</b>		
	<b>Working Capital (A-B)</b>	<b>43,645,346</b>	<b>(11,890,522)</b>		

**Working Capital:**

Increased in Working Capital Compared to previous year  
Working Capital the Previous year

**43,645,346**  
**(69,593,889)**  
**(11,890,522)**



**EASTERN TUBES LIMITED**  
 (An enterprise of BSEC under Ministry of Industry)  
**Statement of BUDGET VARIANCE**  
 For the year ended 30th June, 2022

SL. NO.	PARTICULARS	BUDGET	ACTUAL	VARIANCE
A.	Tube Light Production (PCs)	200,000	71,914	128,086
	Tube Light Sales (PCs)	200,000	83,391	116,609
	CFL Bulb Production (PCs)	100,000	52,381	47,619
	CFL Bulb Sales (PCs)	100,000	56,142	43,858
	LED Tube Light Production (PCs)	100,000	80,828	19,172
	LED Tube Light Sales (PCs)	100,000	42,200	57,800
	LED Bulb Production (PCs)	120,000	96,847	23,153
	LED Bulb Sales (PCs)	120,000	67,499	52,501
	<b>INCOME :-</b>			
	Gross Sales	124,963,000	63,055,721	61,907,279
	Less: Dealer Commission	-	-	-
	VAT	6,874,000	3,264,251	3,609,749
	<b>Net Sales (A)</b>	<b>118,089,000</b>	<b>59,791,470</b>	<b>58,297,530</b>
B.	<b>OTHER INCOME :-</b>			
	Interest on Investment	-	-	-
	Miscellaneous	28,010,000	23,077,005	4,932,995
	<b>Total (B)</b>	<b>28,010,000</b>	<b>23,077,005</b>	<b>4,932,995</b>
C.	<b>TOTAL INCOME (A+B)=C</b>	<b>146,099,000</b>	<b>82,868,475</b>	<b>63,230,525</b>
D.	<b>VARIABLE COST :-</b>			
	Raw Materials	56,900,000	45,388,042	11,511,958
	Packing Materials	2,500,000	2,195,614	304,386
	Other Materials	400,000	317,428	82,572
	Water	500,000	495,574	4,426
	Electricity	2,200,000	2,207,205	(7,205)
	Gas	400,000	242,785	157,215
	<b>Total (D)</b>	<b>62,900,000</b>	<b>50,846,648</b>	<b>12,053,352</b>
E.	<b>FIXED COST FACTORY :-</b>			
	Salary & Wages	13,700,000	13,596,391	103,609
	Other Allowance	19,750,000	18,436,761	1,313,239
	Repair & Maintenance	580,000	481,290	98,710
	Canteen Subsidy	850,000	900,280	(50,280)
	Depreciation	4,000,000	481,971	3,518,029
	Other	390,000	350,000	40,000
	<b>Total E</b>	<b>39,270,000</b>	<b>34,246,693</b>	<b>5,023,307</b>



**EASTERN TUBES LIMITED**  
**(An enterprise of BSEC under Ministry of Industry)**  
**Payment to Government**  
**For the year ended 30th June, 2022**

SL. NO.	PARTICULARS	Amount in Tk. (In Lac) 2021-2022	Amount in Tk. (In Lac) 2020-2021
1	Custom Duty on Imports	0.06	0.07
2	Excise Duty on Sales/VAT	40.96	27.72
3	Income Tax	16.85	13.29
4	Others	0.10	0.07
	<b>Total</b>	<b>57.97</b>	<b>41.15</b>



SL. NO.	PARTICULARS	BUDGET	ACTUAL	VARIANCE
<b>F.</b>	<b><u>ADMINISTRATION :-</u></b>			
	Salary	11,600,000	14,018,374	(2,418,374)
	Allowance	13,750,000	14,564,962	(814,962)
	Repair & Maintenance (Vehicles)	550,000	444,807	105,193
	Other Administrative Expenses	4,976,000	4,539,231	436,769
	Head Office Overhead	500,000	500,000	-
	Research & Development	200,000	8,127	191,873
	Depreciation	500,000	321,314	178,686
	<b>Total (F)</b>	<b>32,076,000</b>	<b>34,396,815</b>	<b>(2,320,815)</b>
<b>G.</b>	<b><u>SELLING &amp; DISTRIBUTION :-</u></b>			
	Advertisement & Sales Promotion	4,870,000	2,658,029	2,211,971
	<b>Total (G)</b>	<b>4,870,000</b>	<b>2,658,029</b>	<b>2,211,971</b>
<b>H.</b>	<b><u>INTEREST :-</u></b>			
	Interest on ADP Loan	4,000,000	4,506,106	(506,106)
	<b>Total (H)</b>	<b>4,000,000</b>	<b>4,506,106</b>	<b>(506,106)</b>
<b>I.</b>	<b>TOTAL FIXED COST (E+F+G+H)=I</b>	<b>80,216,000</b>	<b>75,807,643</b>	<b>4,408,357</b>
	<b><u>CHANGE IN STOCK :-</u></b>			
<b>J.</b>	<b><u>OPENING STOCK :-</u></b>			
	Work In Process	4,096,000	1,226,239	2,869,761
	Finished Goods	4,882,000	2,141,930	2,740,070
	<b>Total (J)</b>	<b>8,978,000</b>	<b>3,368,169</b>	<b>5,609,831</b>
<b>K.</b>	<b><u>CLOSING STOCK :-</u></b>			
	Work in Process	2,530,000	8,364,031	(5,834,031)
	Finished Goods	4,882,000	13,297,656	(8,415,656)
	<b>Total (K)</b>	<b>7,412,000</b>	<b>21,661,687</b>	<b>(14,249,687)</b>
<b>L.</b>	<b>CHANGE IN STOCK (J-K)=L</b>	<b>1,566,000</b>	<b>(18,293,518)</b>	<b>19,859,518</b>
<b>M.</b>	<b>TOTAL OVERHEAD (D+I+L)=M</b>	<b>144,682,000</b>	<b>108,360,773</b>	<b>36,321,227</b>
	PROFIT (LOSS) (C-M)	1,417,000	(25,492,298)	26,909,298
	NET PROFIT BEFORE W.P.P.F	-	-	-
	LESS : W.P.P FUND	20,000	-	20,000
	NET PROFIT BEFORE INCOME TAX	1,397,000	(25,492,298)	26,889,298
	LESS : INCOME TAX	135,000	-	135,000
	<b>NET PROFIT AFTER INCOME TAX</b>	<b>1,262,000</b>	<b>(25,492,298)</b>	<b>26,754,298</b>



**EASTERN TUBES LIMITED**  
 (An enterprise of BSEC under Ministry of Industry)  
**Ratio Analysis**  
 For the year ended 30 June, 2022

**1 Liquidity Ratio (Measure the ability to meet the business's current obligation) :**

Sl. No	Particulars	2021-2022	2020-2021	Remarks
a)	<b>Current Ratio:</b>			
	= $\frac{\text{Current Assets}}{\text{Current Liabilities}}$	$\frac{295,471,900.97}{240,102,997.38}$	$\frac{295,471,900.97}{240,102,997.38}$	
		1.2306	0.9690	
b)	<b>Quick Ratio:</b>			
	= $\frac{\text{Cash} + \text{Marketable Security} + \text{AR}}{\text{Current Liabilities}}$	$\frac{37,934,464.10}{240,102,997.38}$	$\frac{37,934,464.10}{240,102,997.38}$	
		0.1580	0.1180	
c)	<b>Cash Ratio:</b>			
	= $\frac{\text{Cash Equivalent} + \text{Marketable Security}}{\text{Current Liabilities}}$	$\frac{4,251,320.00}{240,102,997.38}$	$\frac{4,251,320.00}{240,102,997.38}$	
		0.0177	0.0336	

**2 Profitability Ratio (Measure management's ability to control expenses and to earn a return on the resources committed to the business) : (In Percentage)**

Sl. No	Particulars	2021-2022	2020-2021	Remarks
a)	<b>Gross Profit Margin:</b>			
	= $\frac{\text{Gross Profit} \times 100}{\text{Sales Revenue}}$	$\frac{(7,008,353.08)}{59,791,469.61}$	$\frac{(7,008,353.08)}{59,791,469.61}$	
		-11.721%	-46.542%	
b)	<b>Net Profit Margin:</b>			
	= $\frac{\text{Net profit before tax} \times 100}{\text{Sales Revenue}}$	$\frac{(25,492,298.23)}{59,791,469.61}$	$\frac{(25,492,298.23)}{59,791,469.61}$	
		-42.635%	-70.366%	
c)	<b>Return on Fixed Assets:</b>			
	= $\frac{\text{Net profit before tax} \times 100}{\text{Average Fixed assets}}$	$\frac{(25,492,298.23)}{198,494,905.60}$	$\frac{(25,492,298.23)}{198,494,905.60}$	
		-12.843%	-126.116%	
d)	<b>Operating Income Margin:</b>			
	= $\frac{\text{Operating Income} \times 100}{\text{Sales Revenue}}$	$\frac{(44,021,409.23)}{59,791,469.61}$	$\frac{(44,021,409.23)}{59,791,469.61}$	
		-73.625%	-113.185%	
e)	<b>Return on Investment:</b>			
	= $\frac{\text{Net profit before tax} \times 100}{\text{Long-term Liability} + \text{Equity}}$	$\frac{(25,492,298.23)}{532,710,002.00}$	$\frac{(25,492,298.23)}{532,710,002.00}$	
		-4.785%	-30.798%	
f)	<b>Return on Equity:</b>			
	= $\frac{\text{Net profit before tax} \times 100}{\text{Equity}}$	$\frac{(25,492,298.23)}{24,951,741.00}$	$\frac{(25,492,298.23)}{24,951,741.00}$	
		-102.166%	-122.829%	





**3 Financial Leverage Ratio (Measure the degree of protection of supplies of long-term fund and can also aid in judging a firm's ability to raise additional debt and its capacity to pay its liabilities on time) :**

Sl. No	Particulars	2021-2022	2020-2021	Remarks
a)	<b>Total debts to Assets:</b>			
	= $\frac{\text{Total Liabilities (Current + Non-current)}}{\text{Total Assets (Fixed + Current)}}$	$\frac{841,185,271.38}{668,449,292.33}$	$\frac{1.258}{1.449}$	
b)	<b>Debt Equity Ratio:</b>			
	= $\frac{\text{Equity}}{\text{Long-term Debt}}$	$\frac{24,951,741.00}{507,758,261.00}$	$\frac{0.049}{0.335}$	
c)	<b>Interest Coverage Ratio:</b>			
	= $\frac{\text{Net Profit before tax}}{\text{Interest Expenses}}$	$\frac{(25,492,298.23)}{4,547,894.00}$	$\frac{-5.605}{-7.979}$	
d)	<b>Long-term debt to Net Working Capital</b>			
	= $\frac{\text{Long-term Debt}}{\text{Net Working Capital}}$	$\frac{507,758,261.00}{55,368,903.59}$	$\frac{9.170}{-7.700}$	

**4 Efficiency Ratio (Provide information about management ability to control expenses and to earn a return on the resources committed to the business) :**

Sl. No	Particulars	2021-2022	2020-2021	Remarks
a)	<b>Fixed Asset Turnover:</b>			
	= $\frac{\text{Sales Revenue}}{\text{Average Fixed Assets}}$	$\frac{59,791,469.61}{198,494,905.60}$	$\frac{0.3012}{1.7923}$	
b)	<b>Inventory Turnover:</b>			
	= $\frac{\text{Cost of Goods Sold}}{\text{Average Inventory}}$	$\frac{66,799,822.69}{65,163,815.50}$	$\frac{1.0251}{1.3369}$	
c)	<b>Sales to Working Capital Ratio:</b>			
	= $\frac{\text{Sales Revenue}}{\text{Net Working Capital}}$	$\frac{59,791,469.61}{55,368,903.59}$	$\frac{1.0799}{-4.4980}$	

