

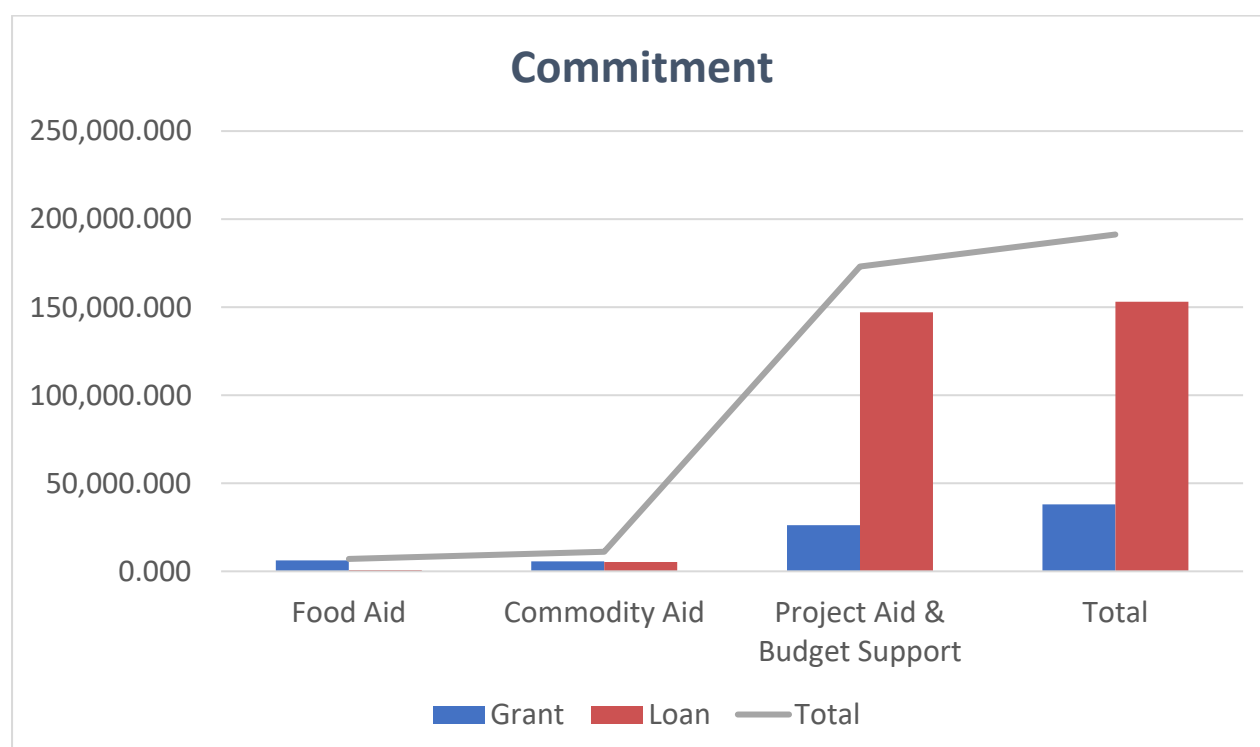
2. Historical Debt Data

A1 Foreign Assistance to Bangladesh at A Glance (1971/72- 2023/24)

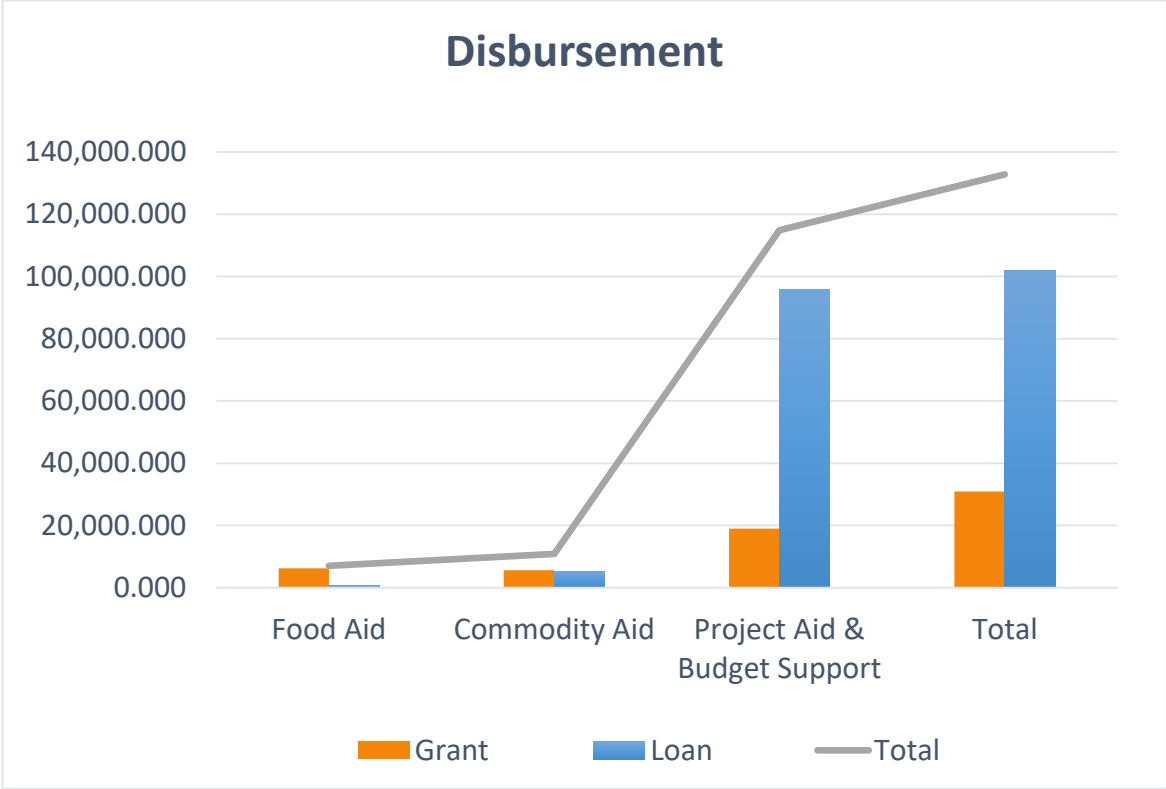
(In million USD)

Purpose	Commitment			Disbursement			Pipeline 1st July 2023
	Grant	Loan	Total	Grant	Loan	Total	
1	2	3	4	5	6	7	8
Food Aid	6,289.312	762.557	7,051.869	6,298.422	762.557	7,060.979	48.539
Commodity Aid	5,696.447	5,376.018	11,072.465	5,650.833	5,257.007	10,907.840	0.000
Project Aid & Budget Support	26,128.023	147,014.199	173,142.222	18,959.117	95,878.370	114,837.487	42,801.203
Total	38,113.782	153,152.774	191,266.556	30,908.372	101,897.934	132,806.306	42,849.742

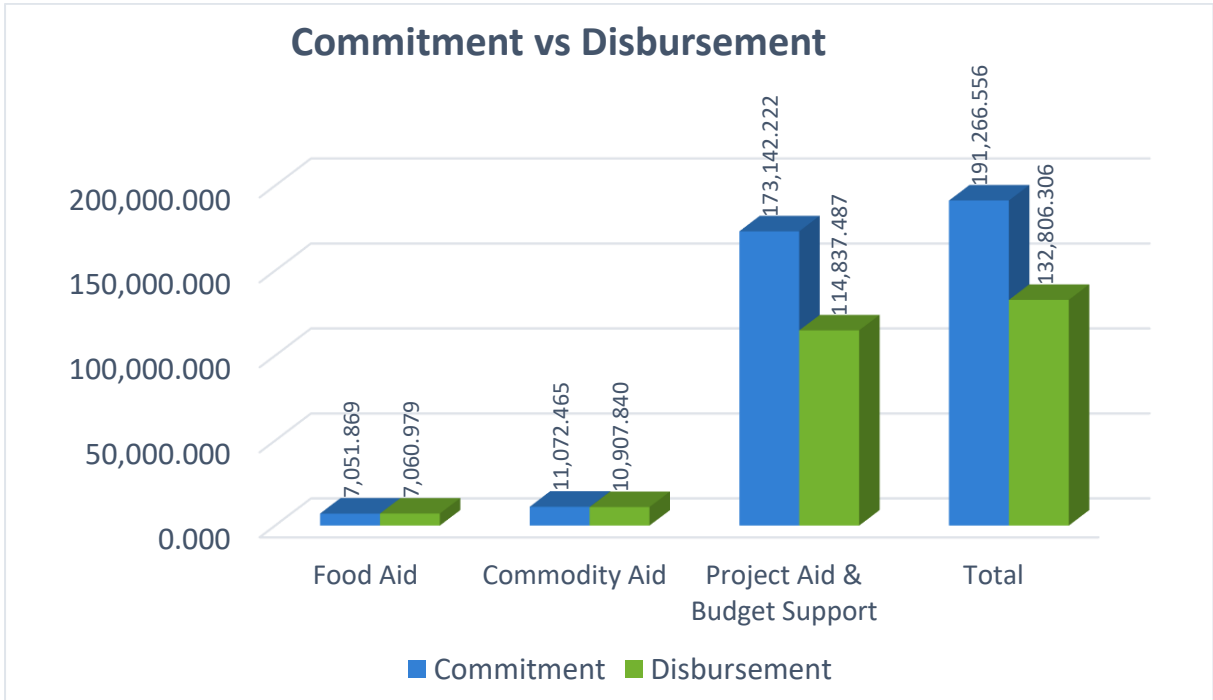
A2 Graph For Foreign Assistance Commitment in Bangladesh at A Glance (1971/72- 2023/24)



A3 Graph For Foreign Assistance Disbursement in Bangladesh at A Glance (1971/72- 2023/24)



A4 Graph For Foreign Assistance Commitment vs Disbursement in Bangladesh at A Glance (1971/72- 2023/24)



Source: FABA and ICT wing, ERD.