




























1. Plug in AC adapter first to update the BIOS and never disconnect AC adapter until operation done.
2. Run below red mark file to update BIOS.

 Checksum.exe	04-08-2017 03:01 PM	Application	15 KB
 CkME.nsh	13-04-2022 03:08 PM	NSH File	1 KB
 CkMEver.efi	07-06-2018 10:45 AM	EFI File	14 KB
 EOL.NSH	17-01-2020 03:08 PM	NSH File	1 KB
 EOLTEST.NSH	30-05-2018 07:27 PM	NSH File	1 KB
 EOLTESTWIN64.bat	30-05-2018 07:27 PM	Windows Batch File	1 KB
 EOLWIN64.bat	04-08-2017 03:01 PM	Windows Batch File	1 KB
 FLASHME.nsh	19-08-2025 06:16 PM	NSH File	1 KB
 FlashMEWinX64.bat	19-08-2025 06:16 PM	Windows Batch File	1 KB
 fparts.txt	27-05-2019 05:35 PM	Text Document	15 KB
 Fpt.efi	31-03-2021 12:41 PM	EFI File	2,662 KB
 FPTW64.exe	31-03-2021 12:41 PM	Application	959 KB
 IdrvdI32e.dll	11-11-2019 04:32 PM	Application extens...	88 KB
 ISHLib64.dll	21-11-2017 10:07 AM	Application extens...	120 KB
 MEInfo.efi	31-03-2021 12:41 PM	EFI File	2,496 KB
 MEINFO.NSH	30-05-2018 07:26 PM	NSH File	1 KB
 MEINFOWIN64.bat	30-05-2018 07:26 PM	Windows Batch File	1 KB
 MEInfoWin64.exe	31-03-2021 12:41 PM	Application	706 KB
 MEManuf.efi	31-03-2021 12:41 PM	EFI File	2,597 KB
 MEManufWin64.exe	31-03-2021 12:41 PM	Application	988 KB
 MeSet.efi	07-06-2018 11:21 AM	EFI File	3 KB
 NLCUTWM25718	19-08-2025 06:12 PM	718 File	16,384 KB
 NLCUTWM25718.efi	19-08-2025 06:13 PM	EFI File	18,937 KB
 NLCUTWM25718.exe	19-08-2025 06:13 PM	Application	19,556 KB
 PmxdI32e.dll	11-11-2019 04:32 PM	Application extens...	122 KB
 uForcePowerOff.efi	04-08-2017 03:01 PM	EFI File	3 KB
 vsccommn.bin	11-07-2018 11:22 PM	BIN File	4 KB

RUN this file to update BIOS

3. After finished the process, laptop will power off then just once press the power button and wait for display with walton LOGO.