# Weekly Report on

# JU-DNCC Mosquitoes Surveillance Program

## Week 121 (Sept 25-30, 2026)

**Submitted To**

Chief Health officer
Dhaka North City Corporation
Dhaka, Bangladesh

**Submitted By**

IRES
Department of Zoology
Jahangirnagar University

# IRES

## JU-DNCC Collaboration Center

Department of Zoology
Jahangirnagar University
Email: ires@juniv.edu
Phone: +8801903307125

# Weekly Report on Mosquitoes Surveillance Program at DNCC

## Methods:

In the DNCC (Dhaka North City Corporation) area, mosquito surveillance is conducted across 5 zones. Adult mosquito surveillance involves setting up three types of traps in each zone to capture adult mosquitoes. Simultaneously, larval surveillance entails surveying an area within a 0.5-kilometer radius around traps location to inspect and collect mosquitoes' larvae from potential breeding sites.

| Zone | Traps Location | GPS Location |
|---|---|---|
| 01 | Uttara-4 No sector park | 23.8613672,90.4035528 |
| 02 | Mirpur-2, Vander office, DNCC | 23.8036248,90.3601995 |
| 03 | Gulsan 1, Purantan Vander office | 23.7860557,90.4164024 |
| 04 | 10 No ward community center, Mirpur-1 | 23.7922967,90.3467992 |
| 05 | Mohammadpur regional office of DNCC | 23.7618721,90.3590884 |

For the Adult mosquito collection

1. Light trap
2. Gravid trap

For the mosquito larvae collection

1. Aedes X smart trap
2. Directly collection larvae from field.

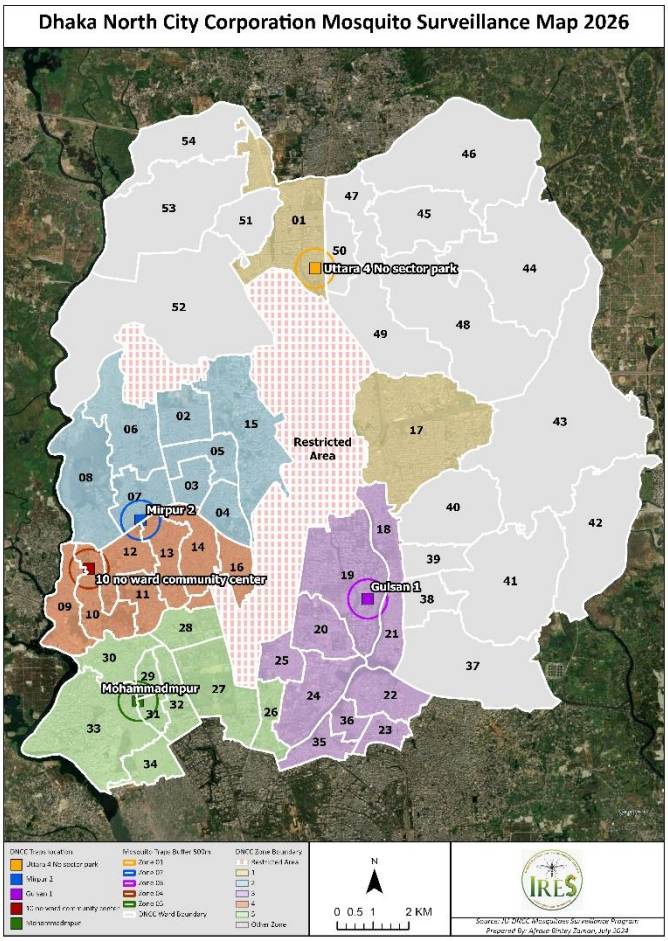

## Results:

**Table 1. Collected Adult Mosquitoes from Moshar Machine ($CO_2$) traps in Week 121 (Sep 25-30, 2026)**

| Zone | *Ae. aegypti* | *Ae. albopictus* | *Cx. quinquefasciatus* | *Cx. tritaeniorhynchus* | *Ar. subalbatus* | *Mn. uniformis* | *An. subpictus* | Total | % |
|---|---|---|---|---|---|---|---|---|---|
| **1** | 16 | 4 | 1865 | 768 | 67 | 9 | 0 | 2729 | 26.70 |
| **2** | 5 | 1 | 165 | 28 | 18 | 0 | 2 | 219 | 2.14 |
| **3** | 21 | 6 | 2475 | 678 | 42 | 0 | 0 | 3222 | 31.52 |
| **4** | 24 | 7 | 2576 | 785 | 126 | 3 | 0 | 3521 | 34.45 |
| **5** | 32 | 8 | 375 | 68 | 47 | 0 | 0 | 530 | 5.19 |
| **Total** | 98 | 26 | 7456 | 2327 | 300 | 12 | 2 | 10221 | 100.00 |
| **%** | 0.96 | 0.25 | 72.95 | 22.77 | 2.94 | 0.12 | 0.02 | 100.00 | |

**Fig. 1: Percentage of Adult Mosquitoes Collected by Moshar Machine ($CO_2$) traps in Week 121 (Sep 25-30, 2026)**

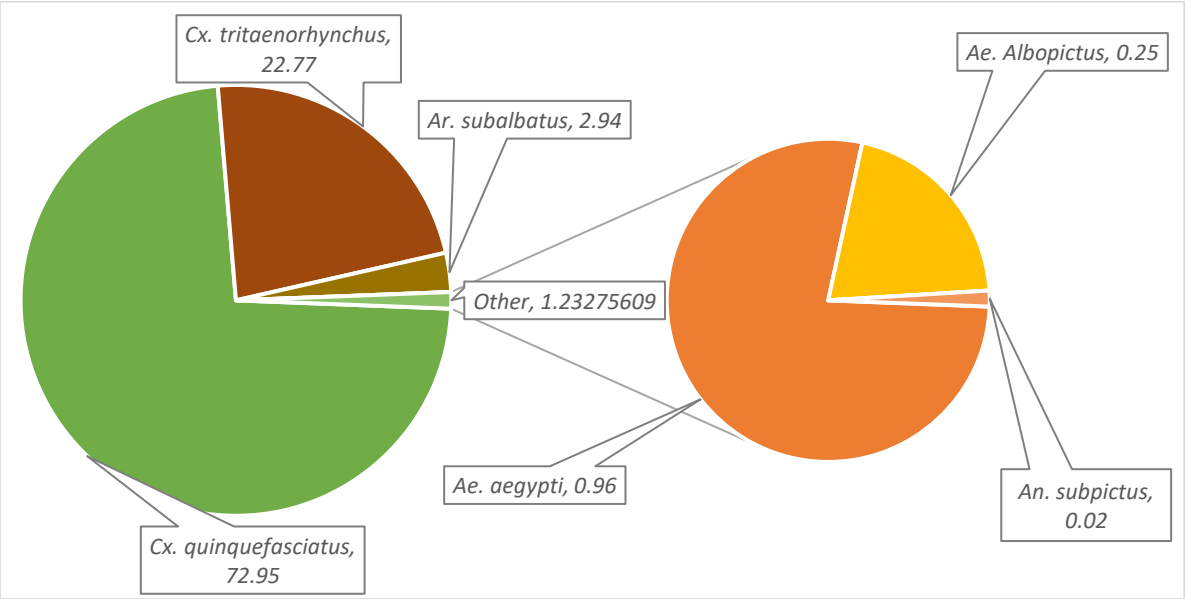

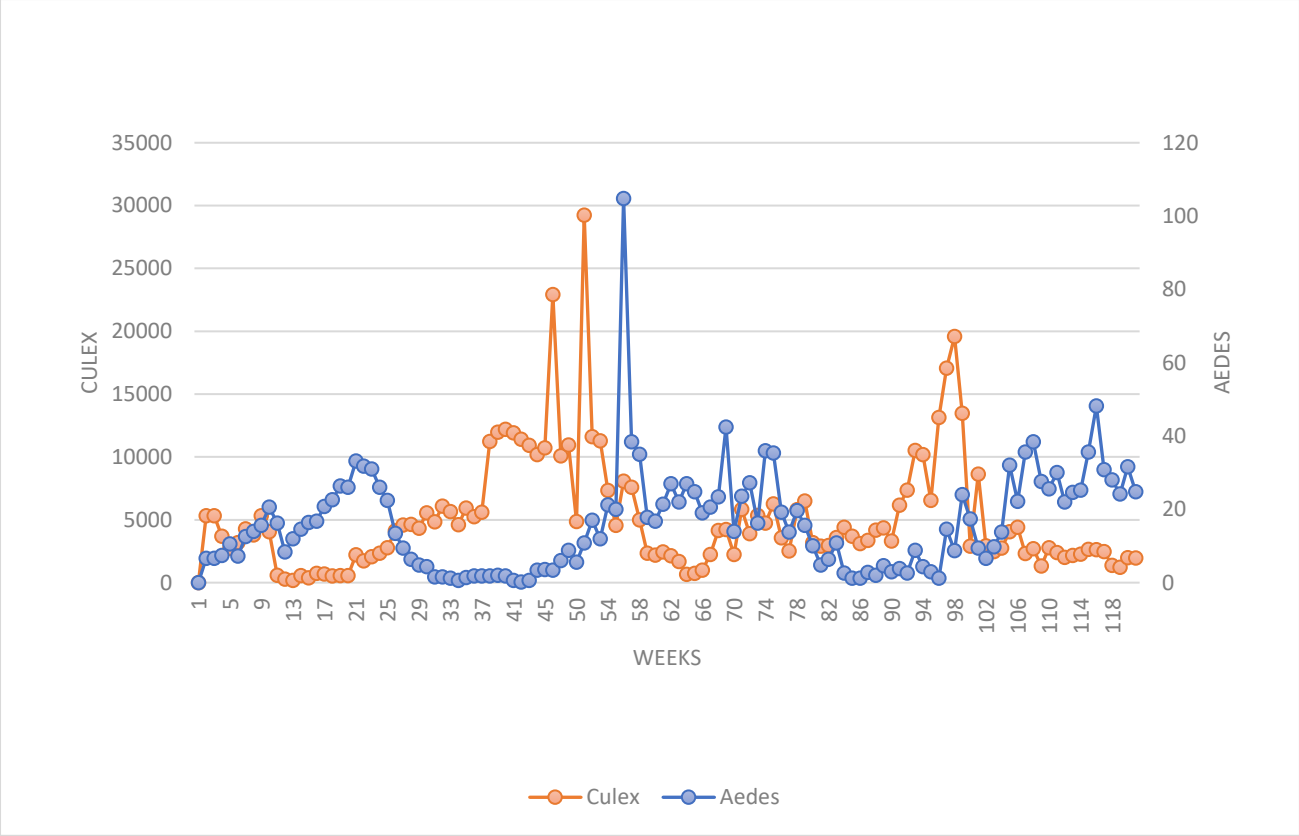


**Fig 2: Average number of mosquitoes per Moshar Machine ($CO_2$) traps from Week 1 to Week 121 (May 2, 2024 – Sep 30, 2026)**

**Table 2. Collected Mosquito Larvae from *Aedes* X smart Traps in Week 121 (Sep 25-30, 2026)**

| Zone | N | *Ae. aegypti* | *Ae. albopictus* |
|---|---|---|---|
| **1** | 6 | 6 | 0 |
| **2** | 12 | 12 | 0 |
| **3** | 0 | 0 | 0 |
| **4** | 0 | 0 | 0 |
| **5** | 8 | 0 | 8 |
| **Total** | 26 | 18 | 8 |
| **(%)** | 100 | 69.23 | 30.77 |

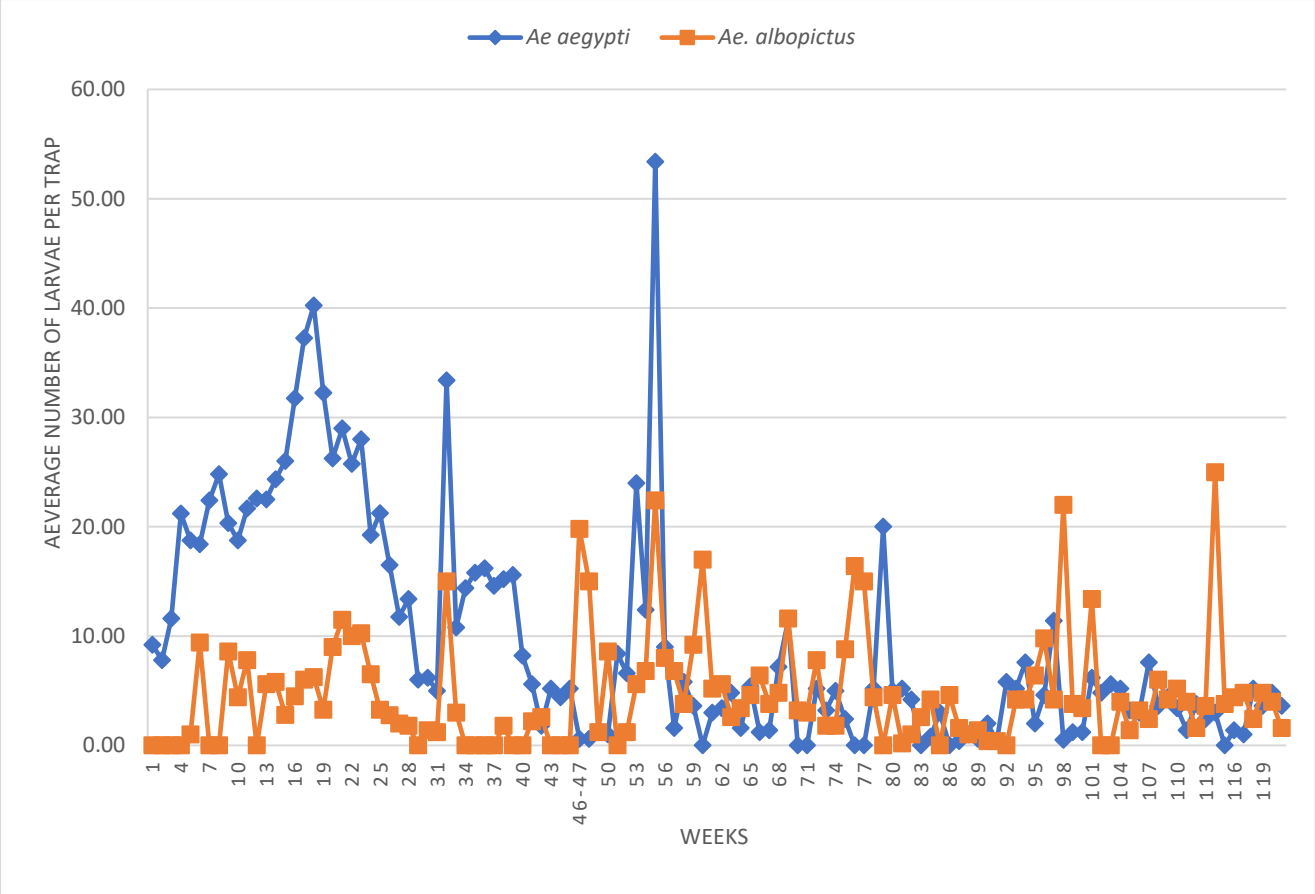


**Fig 3: Average Number of *Aedes* Larvae per *Aedes* X Smart Trap in Zones 1-5 from Week 1 to Week 121 (May 2, 2024 – Sep 30, 2026)**

**Table 3. Collected Adult Mosquitoes from Gravid Trap in Week 121 (Sep 25-30, 2026)**

| Zone | Number of Mosquitoes | *Ae. aegypti* | *Ae. albopictus* | *Cx. quinquefasciatus* |
|---|---|---|---|---|
| **1** | 1 | 1 | 0 | 0 |
| **2** | 1 | 0 | 0 | 1 |
| **3** | 2 | 1 | 1 | 0 |
| **4** | 2 | 0 | 0 | 2 |
| **5** | 2 | 1 | 0 | 1 |
| **Total** | 8 | 3 | 1 | 4 |
| **(%)** | 100.00 | 37.5 | 12.5 | 50 |

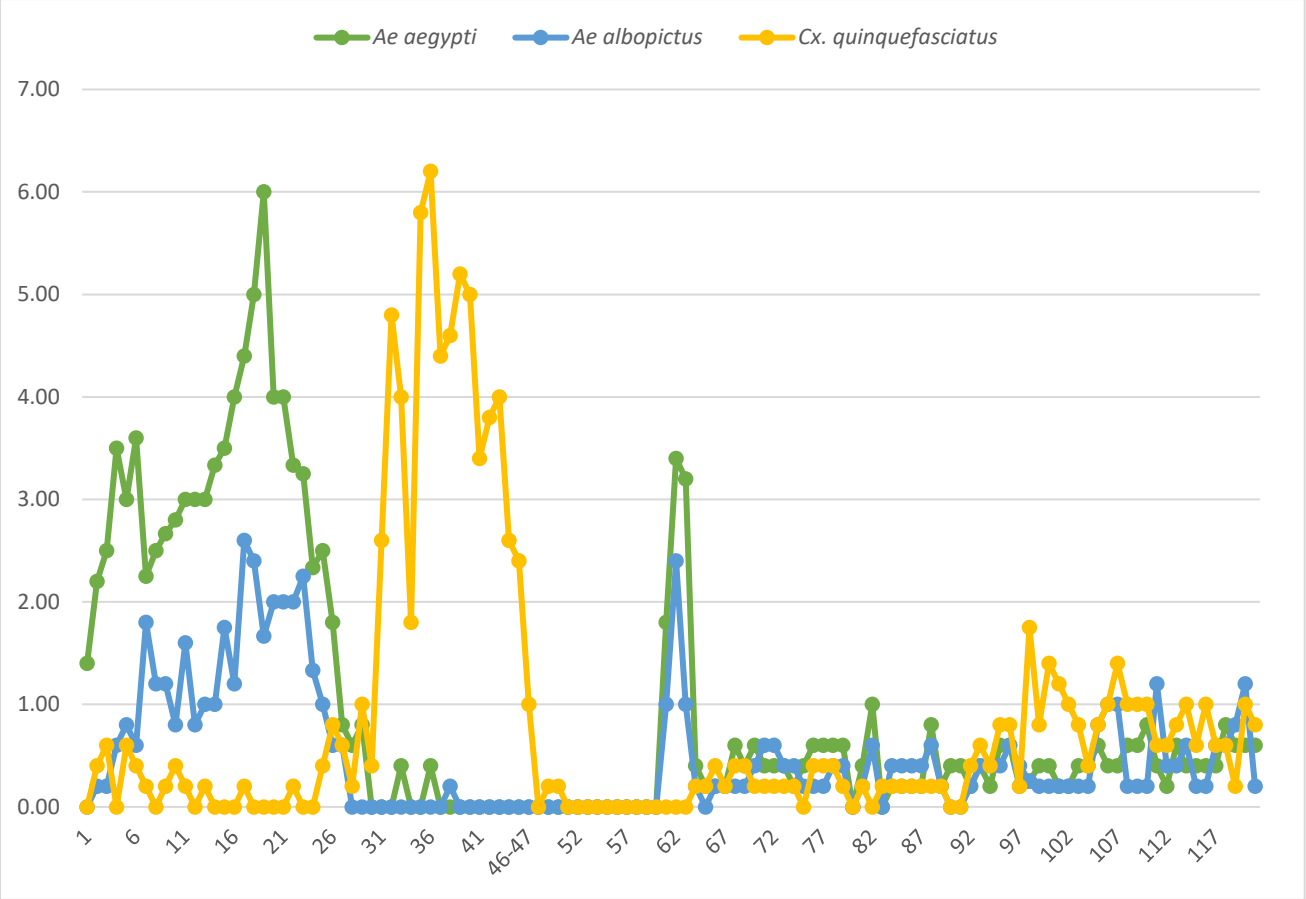


**Fig 4: Average number of adult mosquitoes per Gravid trap in zones 1-5 from Week 121 (Sep 25-30, 2026)**

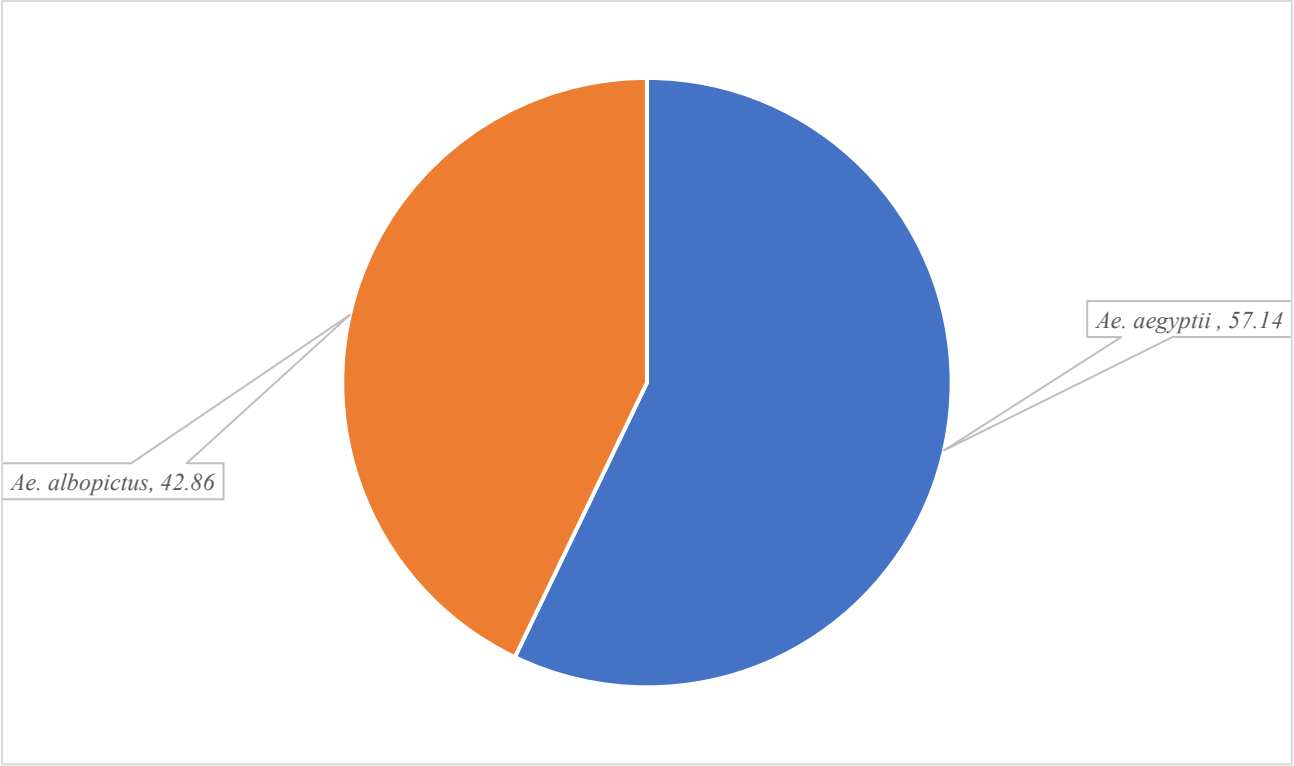


**Fig. 5: Percentage of Mosquito Larvae from Zones (1-5) in Week 121 (Sep 25-30, 2026**

**Table 4. Positive Larval Spots in Different Zones (1-5) with Estimated Number of Larvae in Week 121 (Sep 25-30, 2026)**

| Zone | GPS Location | *Ae. aegypti* | *Ae. albopictus* | *Source* |
|---|---|---|---|---|
| 1 | 23.8640575 90.4050385 | 31 | 0 | Metal pan |
| | 23.864641 90.4060855 | 0 | 155 | Manhole |
| | 23.8651247 90.4056572 | 61 | 0 | Basement/Parking |
| | total | 92 | 155 | |
| 2 | 23.8036468 90.3576491 | 5 | 0 | Other |
| | 23.8038729 90.3566184 | 5 | 0 | Hole of water meter |
| | total | 10 | 0 | |
| 3 | 23.8018106 90.3600393 | 5 | 0 | Flooded floor (basement or otherwise) |
| | 23.78767 90.4156462 | 9 | 0 | Other |
| | 23.7877745 90.4142389 | 25 | 0 | Other |
| | 23.7883682 90.4149898 | 25 | 0 | Flower tub & tray |
| | total | 64 | 0 | |
| 4 | 23.7864592 90.3452678 | 0 | 24 | Plastic Mug/pot/Bodna |
| | 23.7874968 90.3455159 | 21 | 0 | Plastic drum (Sealable) |
| | total | 21 | 24 | |
| 5 | 23.7627803 90.3577815 | 8 | 0 | Discarded /or broken toilet parts |
| | 23.763179 90.3575788 | 32 | 0 | Plastic bucket |
| | 23.7864592 90.3452678 | 20 | 0 | Plastic bucket |

| | | | | |
|---|---|---|---|---|
| | 23.7637583 90.3573515 | 0 | 25 | Other |
| | 23.7642657 90.3573247 | 25 | 0 | Gate Channel |
| | total | 85 | 25 | |
| **Grand Total** | | 272 | 204 | |




**Map 1: Positive and Negative House of Uttara 4 No. Sector at Weeks 121**

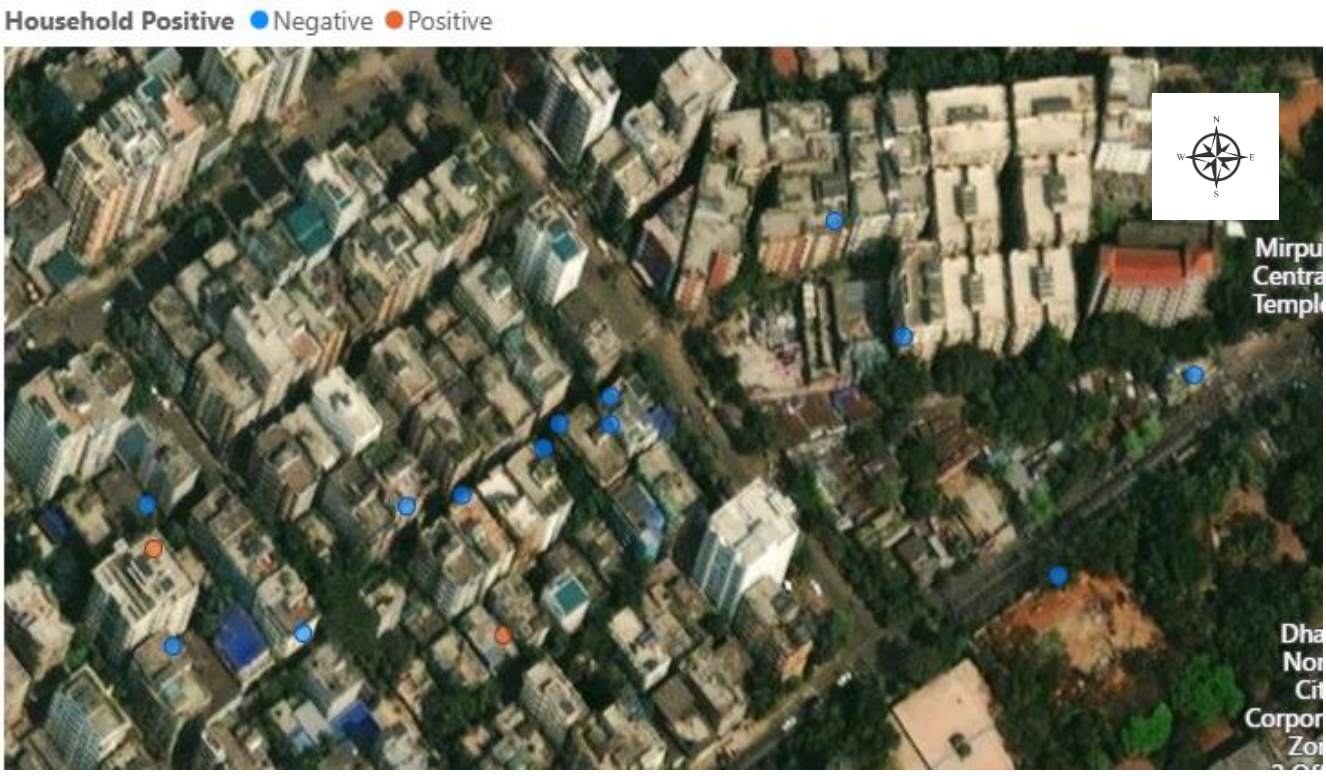


**Map 2: Positive and Negative House of Mirpur 2 at Weeks 121**

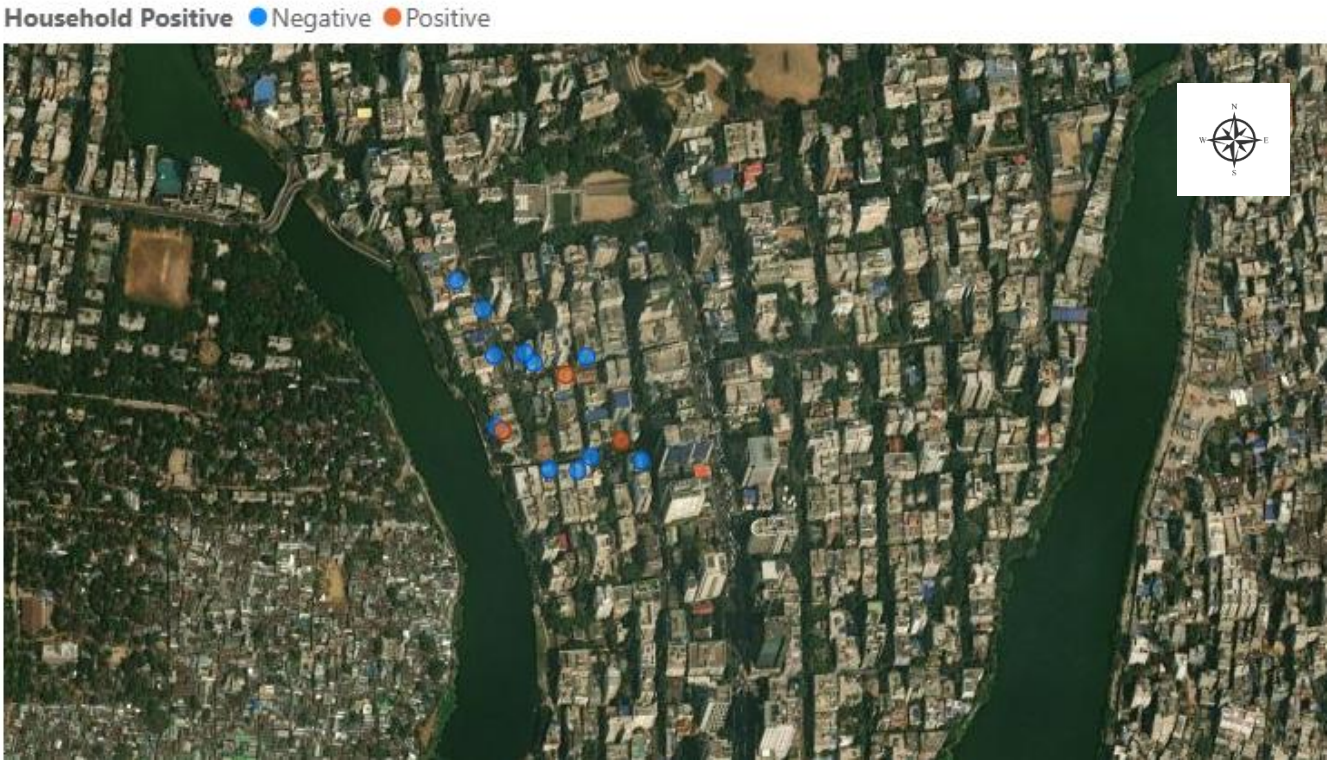


**Map 3: Positive and Negative House of Gulshan 1 at Weeks 121**




**Map 4: Positive and Negative House of Mirpur 1 at Weeks 121**




**Map 5: Positive and Negative House of Mohammadpur at Weeks 121**

**Table 5: Positive House, Wet Container, BI, CI and HI in Zones (1-5) in Week 121 (Sep 25-30, 2026)**

| Zone | Total House | Positive House | Total Wet container | Positive Wet Container | BI | CI | HI |
|---|---|---|---|---|---|---|---|
| **1** | 15 | 3 | 39 | 4 | 26.67 | 10.26 | 20.00 |
| **2** | 15 | 2 | 30 | 3 | 20.00 | 10.00 | 13.33 |
| **3** | 15 | 4 | 38 | 4 | 26.67 | 10.53 | 26.67 |
| **4** | 15 | 3 | 32 | 3 | 20.00 | 9.38 | 20.00 |
| **5** | 15 | 5 | 35 | 5 | 33.33 | 14.29 | 33.33 |

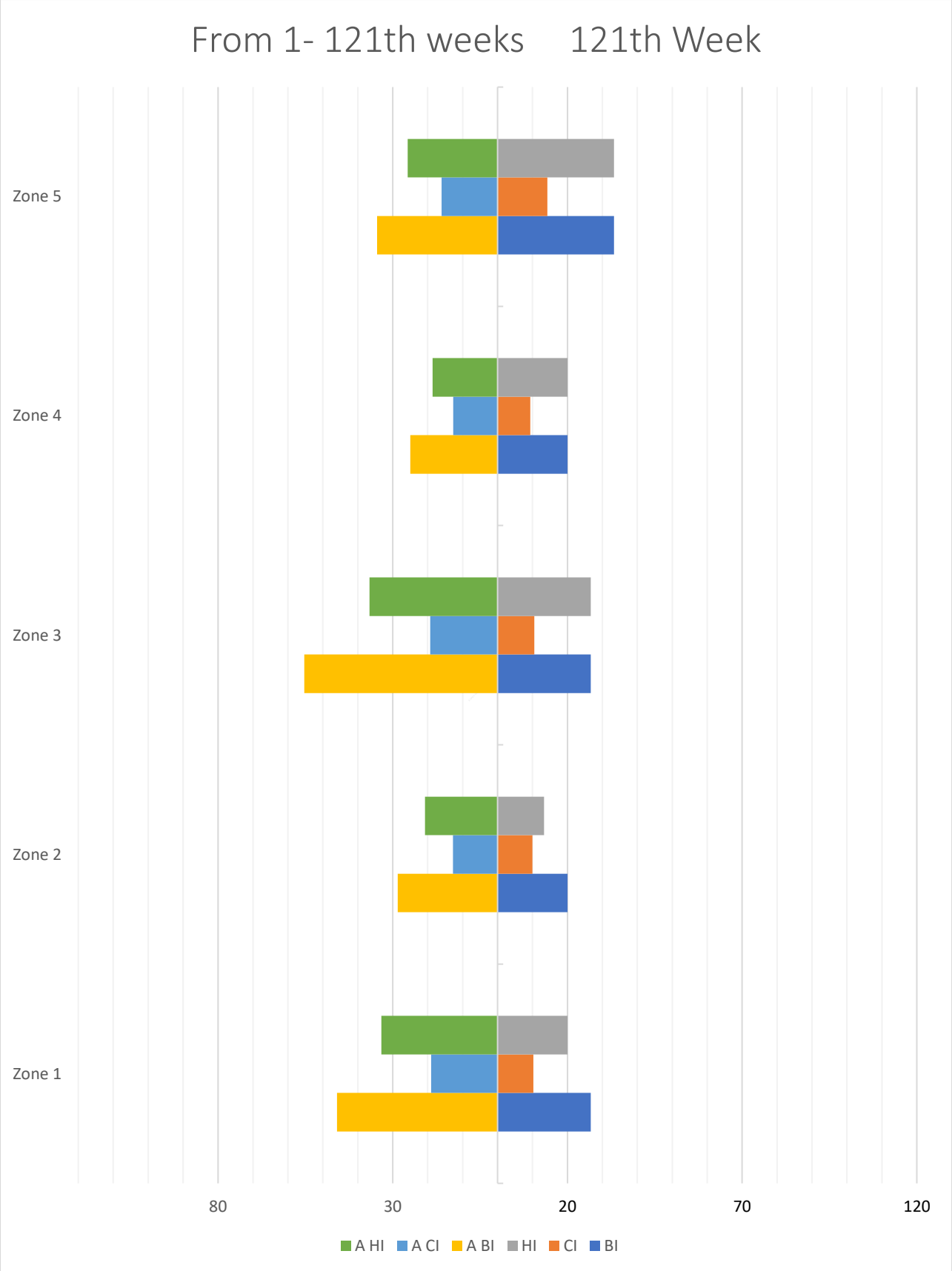


**Fig. 6: BI, CI and HI in Different Zones (1-5) of Dhaka north City Corporation**

***NB: "A" stands for Average from 1st week.**

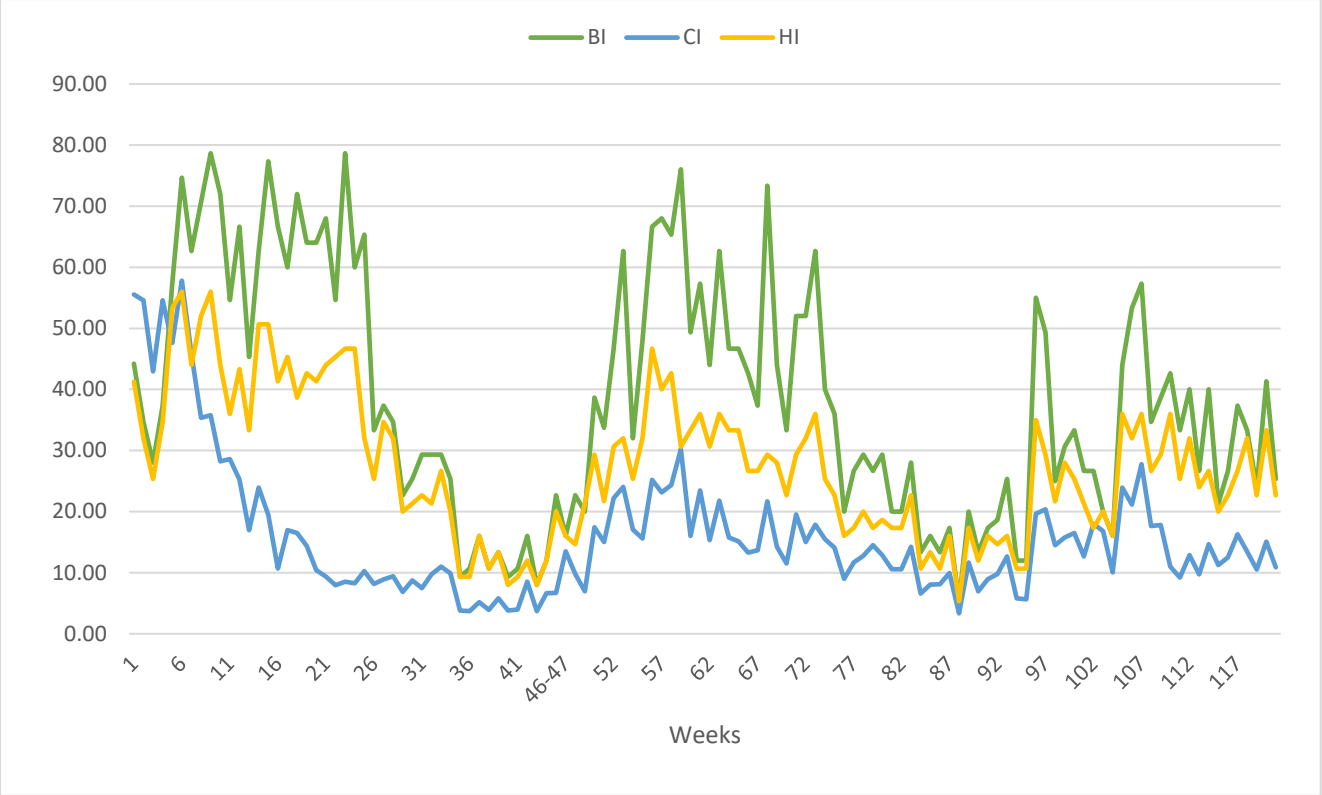


**Fig 7: Mosquitoes population fluctuation (BI, CI, HI) from Week 1 to Week 121 (May 2, 2024 – Sep 30, 2026)**

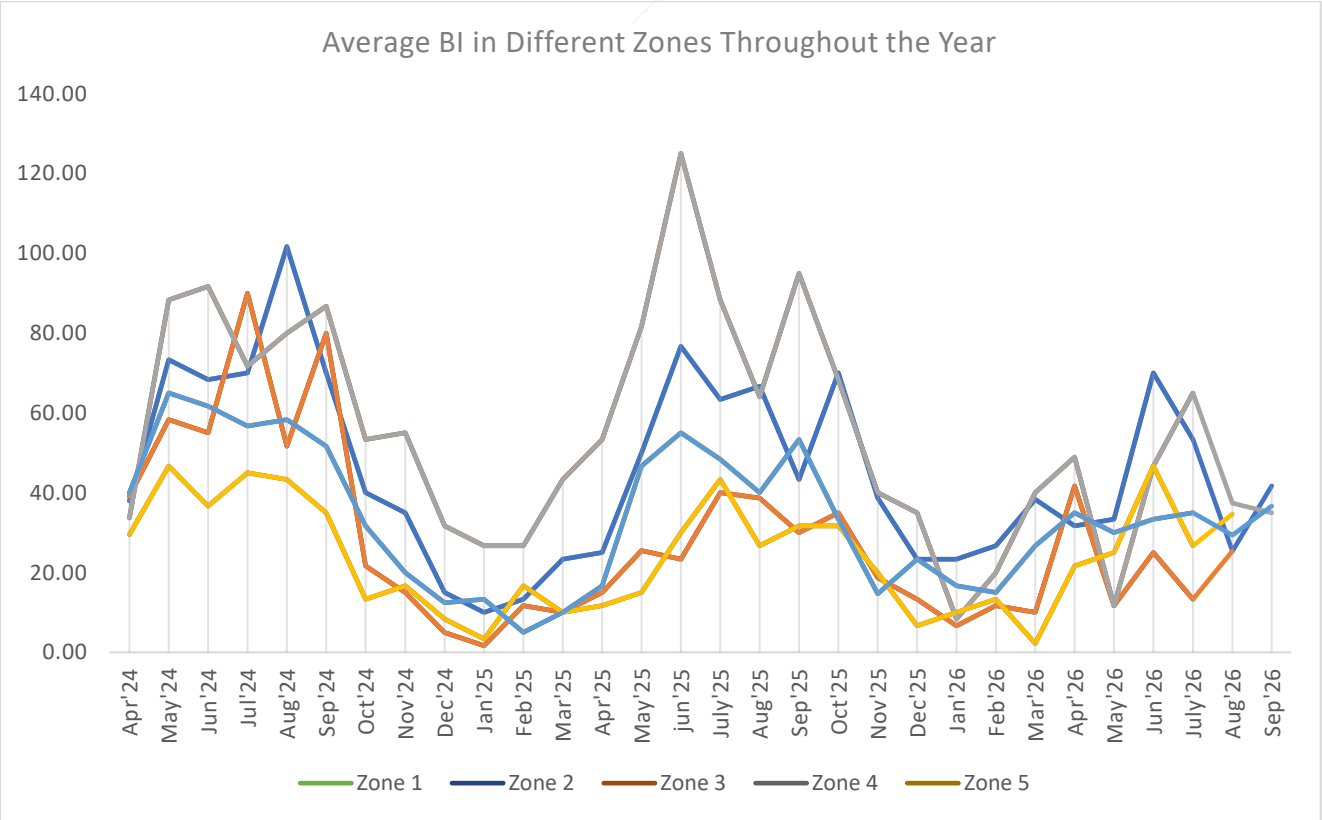


**Fig. 8: Breteau Index (BI) in Different Week 1 to Week 121 (May 2, 2024 – Sep 30, 2026)**

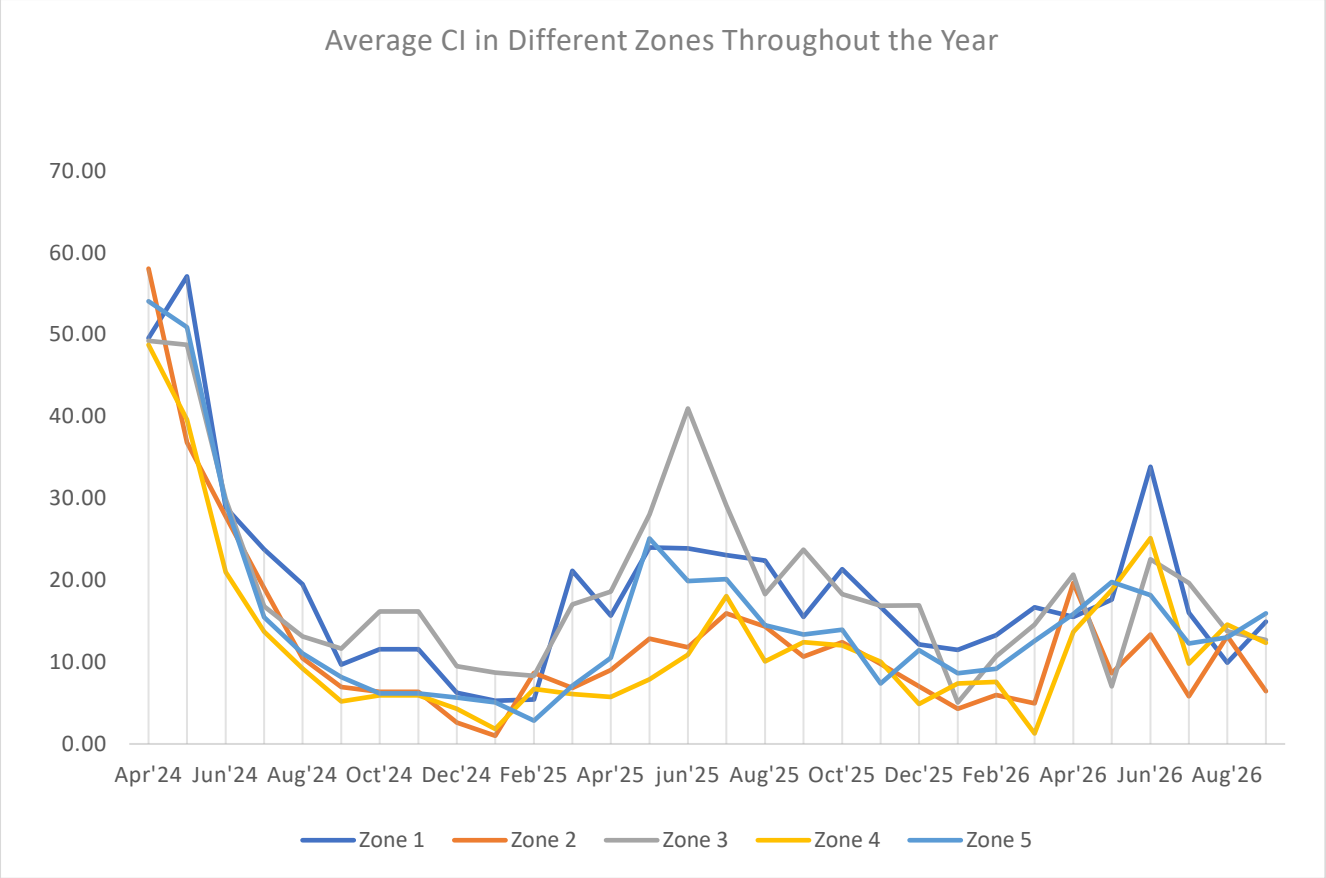


**Fig. 9: Container Index (CI) in Different Zones Week 1 to Week 121 (May 2, 2024 – Sep 30, 2026)**

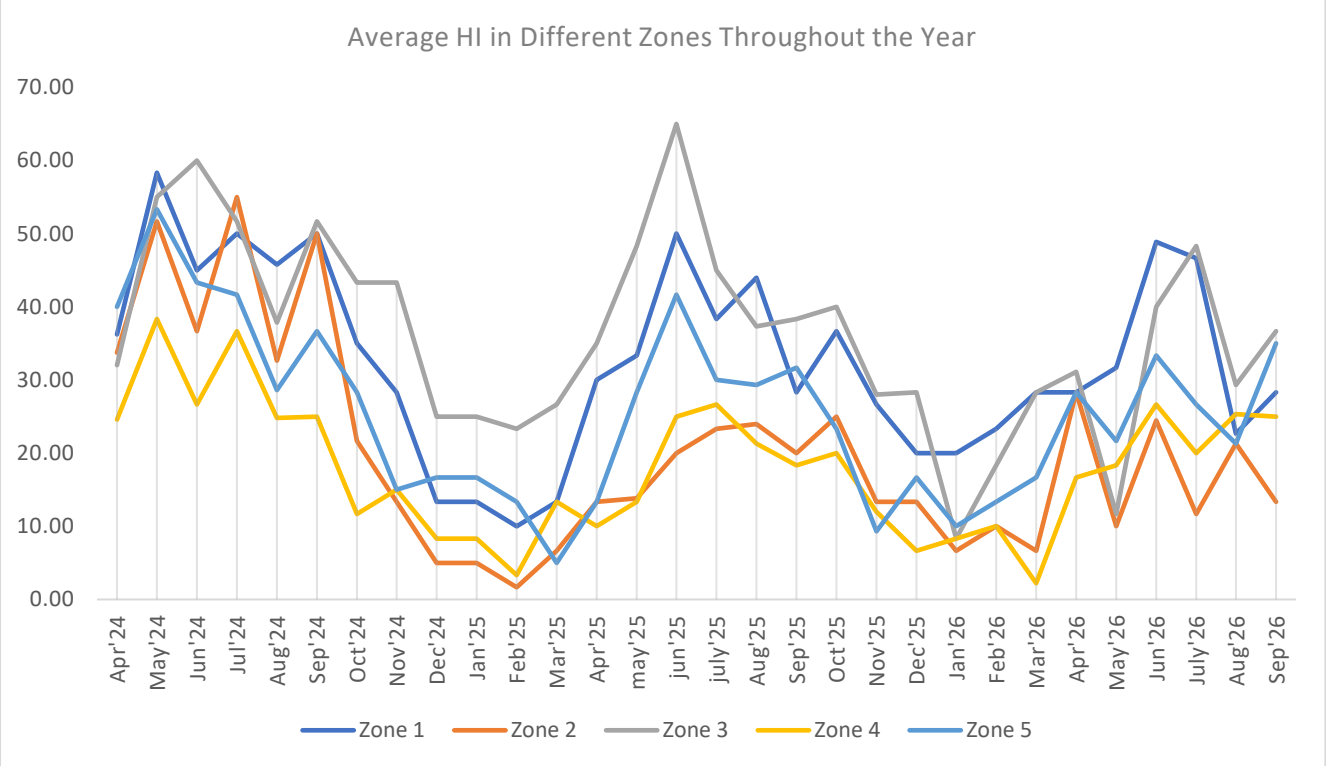


**Fig. 10: House Index (HI) in Different Zones Week 1 to Week 121 (May 2, 2024 – Sep 30, 2026)**

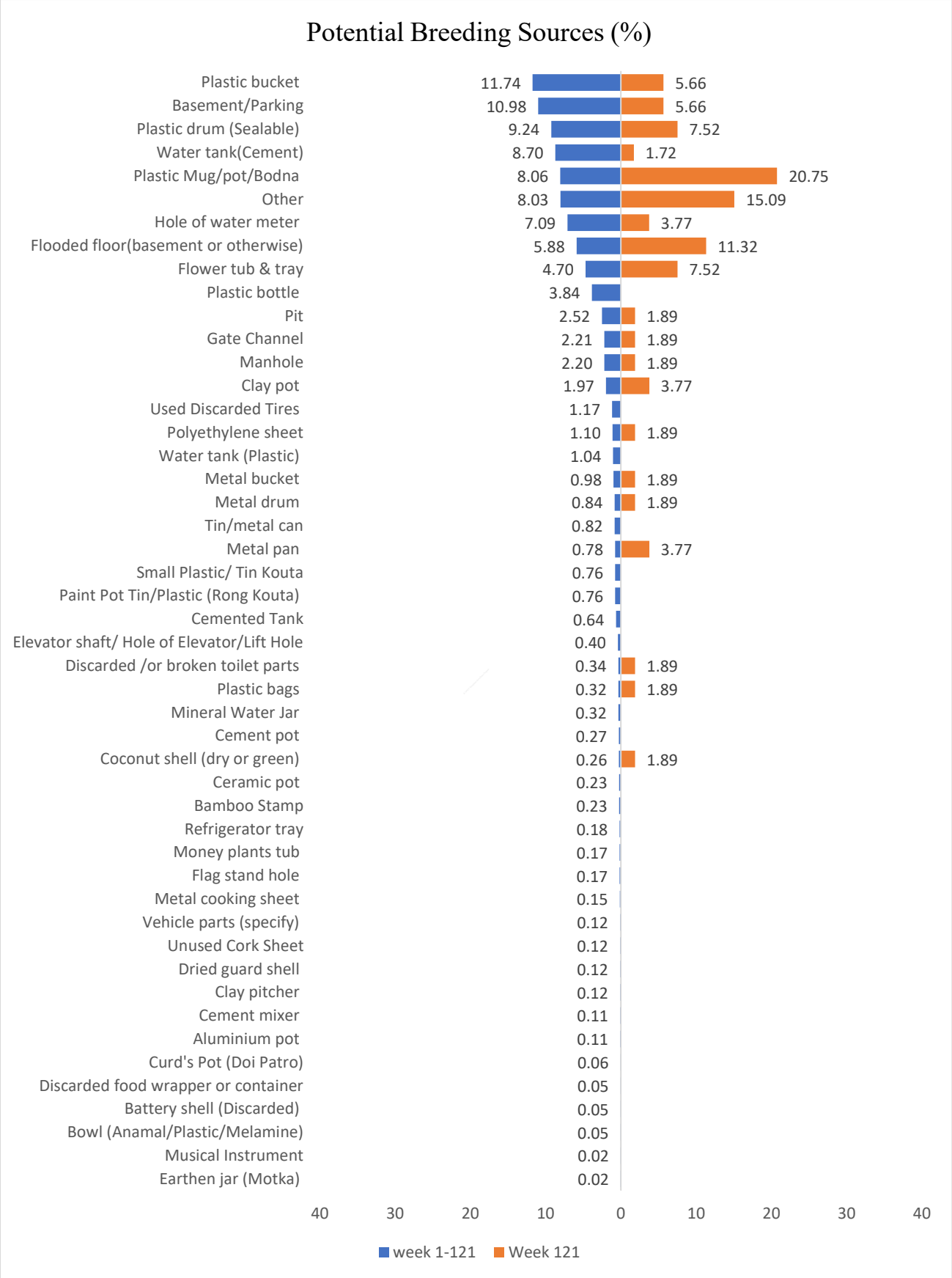


**Fig. 11: Container Frequency for *Aedes* mosquitoes in Zones (1-5)**

**Table 6: Container Productivity of *Aedes* mosquito in DNCC Week 1 to Week 121 (May 2, 2024 – Sep 30, 2026)**

| Container | Frequency | Total Estimated Aedes Larvae | Percentage of contribution (%) | Relative productivity index | CCPI |
|---|---|---|---|---|---|
| Plastic drum (Sealable) | 220 | 41693 | 23.31 | 1.00 | 1.00 |
| Water tank (Cement) | 133 | 21608 | 12.08 | 0.52 | 0.55 |
| Flooded floor (basement or otherwise) | 131 | 16996 | 9.50 | 0.41 | 0.48 |
| Basement/Parking | 195 | 13944 | 7.80 | 0.33 | 0.56 |
| Plastic bucket | 206 | 16561 | 9.26 | 0.40 | 0.61 |
| Plastic bottle | 68 | 8757 | 4.90 | 0.21 | 0.25 |
| Pit | 47 | 7332 | 4.10 | 0.18 | 0.19 |
| Hole of water meter | 83 | 6166 | 3.45 | 0.15 | 0.24 |
| Plastic Mug/pot/Bodna | 152 | 5651 | 3.16 | 0.14 | 0.36 |
| Flower tub & tray | 99 | 4145 | 2.32 | 0.10 | 0.24 |
| Plastic pipe | 81 | 3691 | 2.06 | 0.09 | 0.20 |
| Clay pot | 83 | 3061 | 1.71 | 0.07 | 0.19 |
| Used Discarded Tires | 30 | 2738 | 1.53 | 0.07 | 0.09 |
| Money plants tub | 5 | 2675 | 1.50 | 0.06 | 0.05 |
| Cemented Tank | 15 | 2248 | 1.26 | 0.05 | 0.06 |
| Other | 75 | 2279 | 1.27 | 0.05 | 0.17 |
| Water tank (Plastic) | 18 | 1987 | 1.11 | 0.05 | 0.06 |
| Manhole | 43 | 1939 | 1.08 | 0.05 | 0.11 |
| Elevator shaft/ Hole of Elevator/Lift Hole | 3 | 1294 | 0.72 | 0.03 | 0.02 |
| Polyethylene sheet | 31 | 1310 | 0.73 | 0.03 | 0.08 |
| Tin/metal can | 17 | 1468 | 0.82 | 0.04 | 0.05 |
| Metal bucket | 26 | 1373 | 0.77 | 0.03 | 0.07 |
| Gate Channel | 39 | 1227 | 0.69 | 0.03 | 0.09 |
| Paint Pot Tin/Plastic (Rong Kouta) | 24 | 1078 | 0.60 | 0.03 | 0.06 |
| Cement pot | 14 | 1067 | 0.60 | 0.03 | 0.04 |
| Muddy land | 3 | 754 | 0.42 | 0.02 | 0.02 |
| Metal drum | 17 | 660 | 0.37 | 0.02 | 0.04 |
| Ceramic pot | 10 | 504 | 0.28 | 0.01 | 0.03 |
| Small Plastic/ Tin Kouta | 15 | 503 | 0.28 | 0.01 | 0.03 |
| Drain | 6 | 476 | 0.27 | 0.01 | 0.02 |
| Metal pan | 10 | 484 | 0.27 | 0.01 | 0.03 |
| Discarded /or broken toilet parts | 10 | 325 | 0.18 | 0.01 | 0.02 |
| Dried guard shell | 4 | 307 | 0.17 | 0.01 | 0.01 |
| Bamboo Stamp | 10 | 315 | 0.18 | 0.01 | 0.02 |
| Unused Cork Sheet | 5 | 283 | 0.16 | 0.01 | 0.01 |
| Curd's Pot (Doi Patro) | 3 | 224 | 0.13 | 0.01 | 0.01 |

| | | | | | |
|---|---|---|---|---|---|
| Tree Hole | 5 | 183 | 0.10 | 0.00 | 0.01 |
| Refrigerator tray | 5 | 153 | 0.09 | 0.00 | 0.01 |
| Mineral Water Jar | 3 | 144 | 0.08 | 0.00 | 0.01 |
| Bowl (Anamal/Plastic/Mela-mine) | 2 | 142 | 0.08 | 0.00 | 0.01 |
| Plastic outgoing pipe | 4 | 136 | 0.08 | 0.00 | 0.01 |
| Flag stand hole | 5 | 139 | 0.08 | 0.00 | 0.01 |
| Vehicle parts (specify) | 3 | 100 | 0.06 | 0.00 | 0.01 |
| Plastic bags | 5 | 97 | 0.05 | 0.00 | 0.01 |
| Clay pitcher | 3 | 90 | 0.05 | 0.00 | 0.01 |
| Coconut shell (dry or green) | 7 | 134 | 0.07 | 0.00 | 0.01 |
| Aluminium pot | 3 | 67 | 0.04 | 0.00 | 0.01 |
| Mineral Water Jar | 3 | 63 | 0.04 | 0.00 | 0.01 |
| Metal cooking sheet | 4 | 303 | 0.17 | 0.01 | 0.01 |

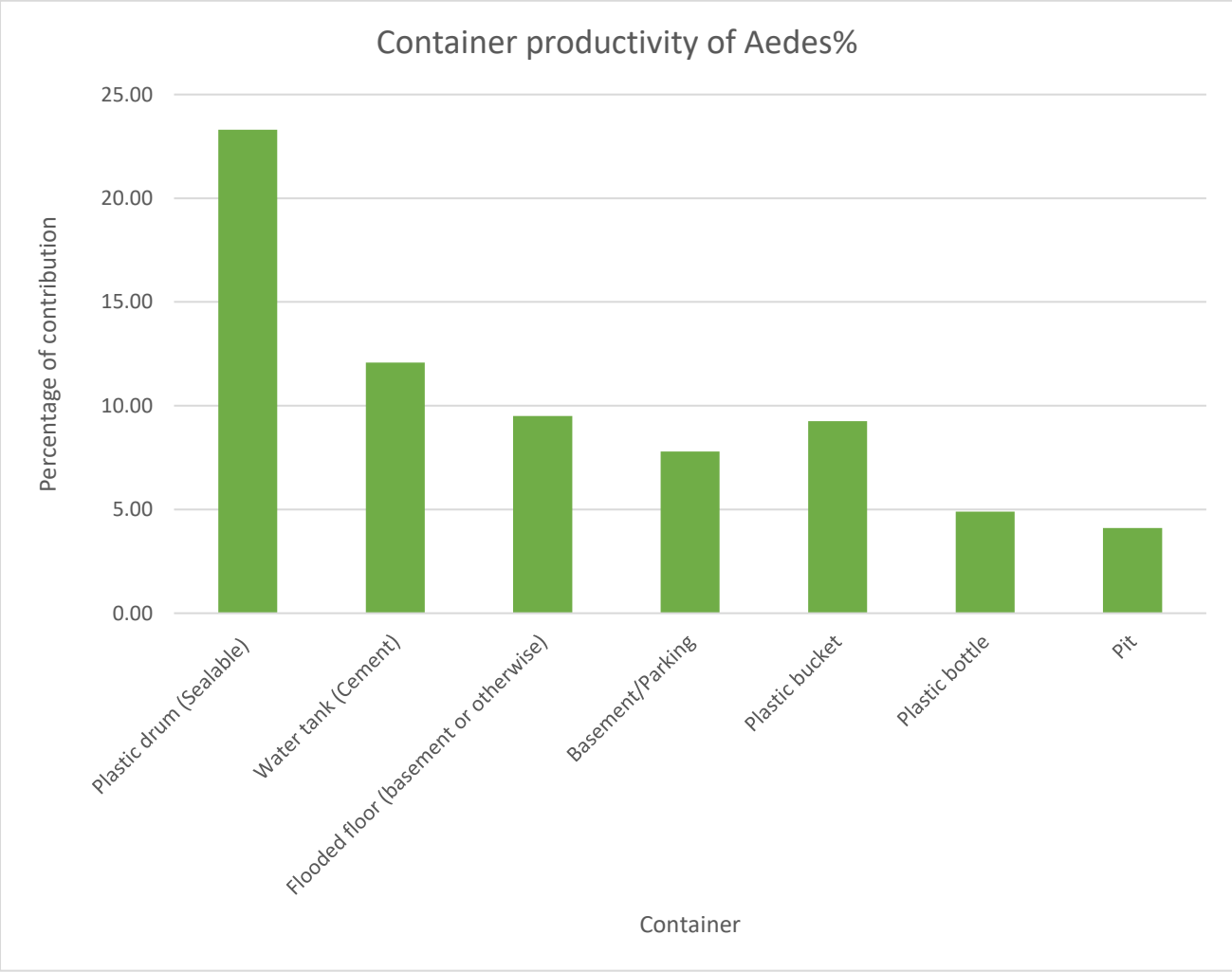


**Fig 12: Major container types contributing to Aedes larval production in DNCC Week 1 to Week 121 (May 2, 2024 – Sep 30, 2026)**

**Table 7: Container Productivity of *Aedes* mosquito in DNCC in Week 121 (Sep 25-30, 2026)**

| Container | Frequency | Total Aedes Larvae | Percentage of contribution (%) | Relative productivity index | CCPI |
|---|---|---|---|---|---|
| Manhole | 1 | 155 | 32.56 | 1.00 | 0.70 |
| Plastic bucket | 1 | 52 | 10.92 | 0.34 | 0.30 |
| Other | 4 | 64 | 13.45 | 0.41 | 0.65 |
| Basement/Parking | 1 | 61 | 12.82 | 0.39 | 0.34 |
| Gate Channel | 1 | 25 | 5.25 | 0.16 | 0.20 |
| Flower tub & tray | 1 | 25 | 5.25 | 0.16 | 0.20 |
| Metal pan | 1 | 31 | 6.51 | 0.20 | 0.22 |
| Plastic Mug/pot/Bodna | 1 | 24 | 5.04 | 0.15 | 0.19 |
| Plastic drum (Sealable) | 1 | 21 | 4.41 | 0.14 | 0.18 |
| Discarded/or broken toilet parts | 1 | 8 | 1.68 | 0.05 | 0.13 |
| Hole of water meter | 1 | 5 | 1.05 | 0.03 | 0.12 |
| Flooded floor (basement or otherwise) | 1 | 5 | 1.05 | 0.03 | 0.12 |

**Table 8:** Comparison of the Five highest-CCPI Aedes breeding containers across the overall surveillance period (Weeks 1–121) and the current surveillance Week (Week 121)

| Week 1-121 | Week 121 |
|---|---|
|  Plastic drum (CCPI=1.00) |  Manhole (CCPI=0.70) |
|  Plastic bucket (CCPI=0.61) |  Other (CCPI=0.65) |
|  Basement/Parking (CCPI=0.56) |  Basement/Parking (CCPI=0.34) |
|  Water tank(cement) (CCPI=0.55) |  Plastic bucket (CCPI=0.30) |

| | |
|---|---|
|  |  |
| Flooded floor (CCPI=0.48) | Metal pan (CCPI=0.22) |

**Table 9: Container Frequency & Probable potential Wet Container in zones (1-5) from Week 1 to Week 121 (May 2, 2024 – Sep 30, 2026)**

| Sources | +House | -WC | +WC | **Total WC** | % WC | % PWC |
|---|---|---|---|---|---|---|
| Plastic bucket | 265 | 287 | 483 | 770 | 11.74 | 7.36 |
| Basement/Parking | 246 | 67 | 653 | 720 | 10.98 | 9.95 |
| Plastic drum (Sealable) | 280 | 83 | 523 | 606 | 9.24 | 7.97 |
| Water tank (Cement) | 181 | 256 | 315 | 571 | 8.70 | 4.80 |
| Plastic Mug/pot/Bodna | 218 | 95 | 434 | 529 | 8.06 | 6.62 |
| Other | 252 | 138 | 389 | 527 | 8.03 | 5.93 |
| Hole of water meter | 91 | 31 | 434 | 465 | 7.09 | 6.62 |
| Flooded floor (basement or otherwise) | 150 | 153 | 233 | 386 | 5.88 | 3.55 |
| Flower tub & tray | 111 | 32 | 276 | 308 | 4.70 | 4.21 |
| Plastic bottle | 98 | 64 | 188 | 252 | 3.84 | 2.87 |
| Pit | 80 | 24 | 141 | 165 | 2.52 | 2.15 |
| Gate Channel | 46 | 34 | 111 | 145 | 2.21 | 1.69 |
| Manhole | 65 | 44 | 100 | 144 | 2.20 | 1.52 |
| Clay pot | 97 | 11 | 118 | 129 | 1.97 | 1.80 |
| Used Discarded Tires | 39 | 19 | 58 | 77 | 1.17 | 0.88 |
| Polyethylene sheet | 42 | 3 | 69 | 72 | 1.10 | 1.05 |
| Water tank (Plastic) | 22 | 28 | 40 | 68 | 1.04 | 0.61 |
| Metal bucket | 32 | 6 | 58 | 64 | 0.98 | 0.88 |
| Metal drum | 21 | 8 | 47 | 55 | 0.84 | 0.72 |
| Tin/metal can | 32 | 0 | 54 | 54 | 0.82 | 0.82 |
| Metal pan | 19 | 3 | 48 | 51 | 0.78 | 0.73 |
| Paint Pot Tin/Plastic (Rong Kouta) | 32 | 5 | 45 | 50 | 0.76 | 0.69 |
| Small Plastic/ Tin Kouta | 25 | 9 | 41 | 50 | 0.76 | 0.63 |
| Cemented Tank | 22 | 13 | 29 | 42 | 0.64 | 0.44 |
| Elevator shaft/ Hole of Elevator/Lift Hole | 8 | 4 | 22 | 26 | 0.40 | 0.34 |
| Discarded /or broken toilet parts | 13 | 3 | 19 | 22 | 0.34 | 0.29 |
| Mineral Water Jar | 7 | 4 | 17 | 21 | 0.32 | 0.26 |
| Plastic bags | 8 | 2 | 19 | 21 | 0.32 | 0.29 |
| Cement pot | 11 | 3 | 15 | 18 | 0.27 | 0.23 |
| Coconut shell (dry or green) | 6 | 0 | 17 | 17 | 0.26 | 0.26 |
| Bamboo Stamp | 11 | 0 | 15 | 15 | 0.23 | 0.23 |

| | | | | | | |
|---|---|---|---|---|---|---|
| Ceramic pot | 13 | 0 | 15 | 15 | 0.23 | 0.23 |
| Refrigerator tray | 9 | 0 | 12 | 12 | 0.18 | 0.18 |
| Flag stand hole | 7 | 1 | 10 | 11 | 0.17 | 0.15 |
| Money plants tub | 8 | 0 | 11 | 11 | 0.17 | 0.17 |
| Metal cooking sheet | 4 | 0 | 10 | 10 | 0.15 | 0.15 |
| Clay pitcher | 6 | 1 | 7 | 8 | 0.12 | 0.11 |
| Dried guard shell | 5 | 0 | 8 | 8 | 0.12 | 0.12 |
| Unused Cork Sheet | 6 | 1 | 7 | 8 | 0.12 | 0.11 |
| Vehicle parts (specify) | 5 | 1 | 7 | 8 | 0.12 | 0.11 |
| Aluminium pot | 4 | 0 | 7 | 7 | 0.11 | 0.11 |
| Cement mixer | 2 | 0 | 7 | 7 | 0.11 | 0.11 |
| Curd's Pot (Doi Patro) | 3 | 0 | 4 | 4 | 0.06 | 0.06 |
| Bowl (Anamal/Plastic/Melamine) | 3 | 0 | 3 | 3 | 0.05 | 0.05 |
| Battery shell (Discarded) | 0 | 0 | 3 | 3 | 0.05 | 0.05 |
| Discarded food wrapper or container | 1 | 1 | 2 | 3 | 0.05 | 0.03 |

**Table 10: Percentage of breeding sources in different zone Week 1 to Week 121 (May 2, 2024 – Sep 30, 2026)**

| **Containers** | Percentage of Breeding Sources | | | | |
|---|---|---|---|---|---|
| | Zone 01 | Zone 02 | Zone 03 | Zone 04 | Zone 05 |
| Plastic bucket | 2.09 | 2.09 | 2.12 | 2.96 | 2.48 |
| Basement/Parking | 2.77 | 1.60 | 2.96 | 1.10 | 2.55 |
| Water tank (Cement) | 1.27 | 2.30 | 1.51 | 2.18 | 1.98 |
| Plastic drum (Sealable) | 1.11 | 1.48 | 1.16 | 2.50 | 2.45 |
| Other | 1.62 | 1.34 | 1.48 | 2.15 | 1.48 |
| Plastic Mug/pot/Bodna | 2.53 | 1.42 | 2.23 | 0.72 | 1.14 |
| Hole of water meter | 0.82 | 1.27 | 0.49 | 2.18 | 2.33 |
| Flooded floor (basement or otherwise) | 1.45 | 1.31 | 1.04 | 0.75 | 1.34 |
| Flower tub & tray | 1.20 | 0.69 | 1.60 | 0.84 | 0.37 |
| Plastic bottle | 0.58 | 0.87 | 0.55 | 0.99 | 0.85 |
| Pit | 0.63 | 0.35 | 0.87 | 0.30 | 0.37 |
| Gate Channel | 0.88 | 0.23 | 0.56 | 0.06 | 0.47 |
| Manhole | 0.73 | 0.23 | 0.79 | 0.21 | 0.23 |
| Clay pot | 0.27 | 0.37 | 0.53 | 0.35 | 0.44 |
| Used Discarded Tires | 0.38 | 0.34 | 0.18 | 0.14 | 0.14 |
| Water tank (Plastic) | 0.32 | 0.27 | 0.20 | 0.23 | 0.08 |
| Polyethylene sheet | 0.00 | 0.63 | 0.15 | 0.12 | 0.14 |
| Metal bucket | 0.17 | 0.11 | 0.27 | 0.24 | 0.18 |
| Tin/metal can | 0.20 | 0.14 | 0.17 | 0.23 | 0.11 |
| Metal drum | 0.24 | 0.21 | 0.17 | 0.15 | 0.05 |
| Small Plastic/ Tin Kouta | 0.18 | 0.15 | 0.21 | 0.09 | 0.14 |
| Paint Pot Tin/Plastic (Rong Kouta) | 0.18 | 0.08 | 0.21 | 0.17 | 0.12 |
| Metal pan | 0.20 | 0.14 | 0.23 | 0.09 | 0.11 |
| Cemented Tank | 0.12 | 0.09 | 0.15 | 0.18 | 0.09 |
| Elevator shaft/ Hole of Elevator/Lift Hole | 0.17 | 0.11 | 0.06 | 0.00 | 0.06 |
| Mineral Water Jar | 0.05 | 0.12 | 0.05 | 0.02 | 0.11 |

| | | | | | |
|---|---|---|---|---|---|
| Plastic bags | 0.05 | 0.02 | 0.05 | 0.14 | 0.08 |
| Cement pot | 0.03 | 0.02 | 0.06 | 0.14 | 0.08 |
| Discarded /or broken toilet parts | 0.05 | 0.02 | 0.09 | 0.02 | 0.11 |
| Ceramic pot | 0.05 | 0.06 | 0.06 | 0.03 | 0.06 |
| Coconut shell (dry or green) | 0.06 | 0.08 | 0.03 | 0.06 | 0.00 |
| Bamboo Stamp | 0.06 | 0.02 | 0.05 | 0.02 | 0.09 |
| Refrigerator tray | 0.06 | 0.03 | 0.05 | 0.03 | 0.02 |
| Money plants tub | 0.08 | 0.02 | 0.05 | 0.00 | 0.03 |
| Flag stand hole | 0.05 | 0.03 | 0.05 | 0.00 | 0.05 |
| Dried guard shell | 0.00 | 0.02 | 0.05 | 0.03 | 0.06 |
| Metal cooking sheet | 0.05 | 0.00 | 0.03 | 0.03 | 0.02 |
| Unused Cork Sheet | 0.03 | 0.02 | 0.06 | 0.00 | 0.02 |
| Aluminium pot | 0.00 | 0.02 | 0.03 | 0.03 | 0.05 |
| Cement mixer | 0.02 | 0.00 | 0.05 | 0.05 | 0.02 |
| Clay pitcher | 0.02 | 0.03 | 0.00 | 0.05 | 0.02 |
| Vehicle parts (specify) | 0.00 | 0.03 | 0.03 | 0.02 | 0.03 |
| Curd's Pot (Doi Patro) | 0.02 | 0.02 | 0.03 | 0.00 | 0.00 |
| Bowl (Anamal/Plastic/Melamine) | 0.02 | 0.02 | 0.00 | 0.02 | 0.00 |
| Discarded food wrapper or container | 0.02 | 0.00 | 0.00 | 0.02 | 0.02 |
| Battery shell (Discarded) | 0.00 | 0.00 | 0.03 | 0.00 | 0.02 |

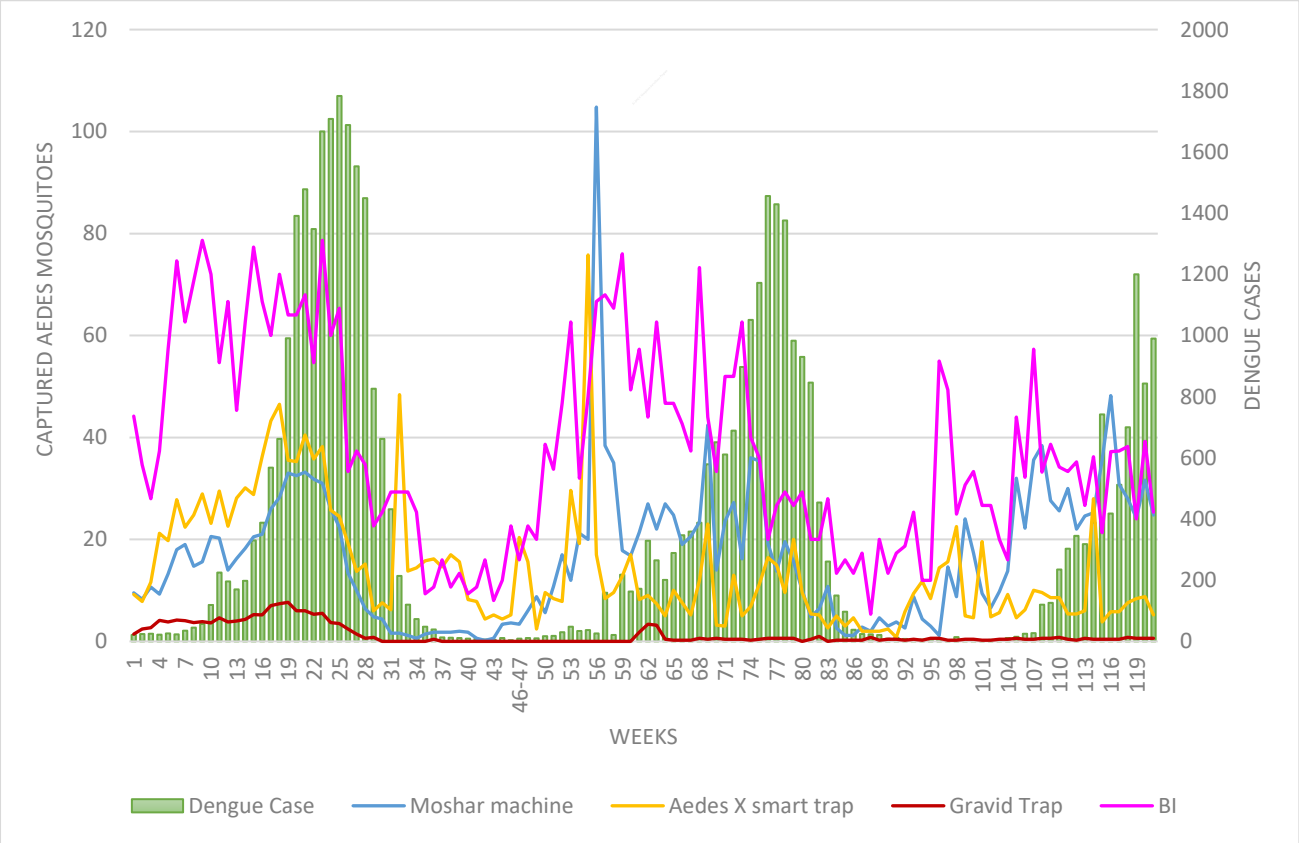


**Fig. 13: Correlation between Dengue Cases and *Aedes* Mosquitoes Captured by per Moshar Machine $CO_2$ traps, Aedes X smart traps, and Gravid traps**

**NB: DNCC dengue cases only**

# Photographs of Mosquitoes Surveillance










# Samples Collection from Field








# Samples Processing and Identification







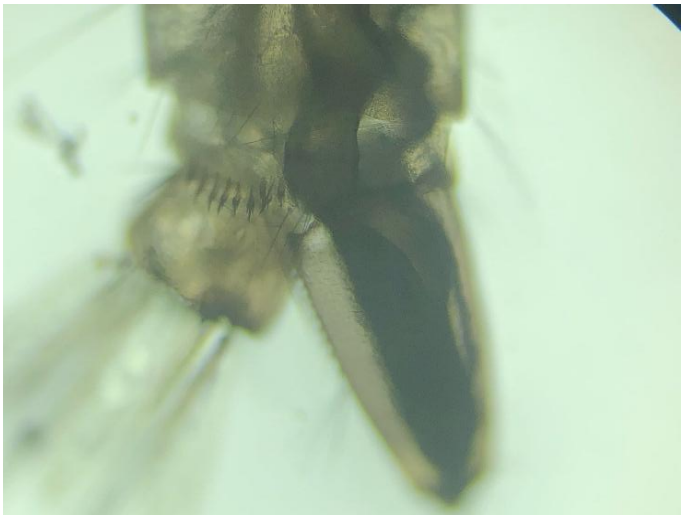







**Comments:**
The mosquito density is decreased and the dengue cases decreasing rapidly. The Breteau Index (BI) is decreased in week 121. It is time for taking precaution and preparation for higher mosquito control. Moreover, this highlights the importance of continued surveillance to uncover hidden risks and to guide timely interventions.

**For Aedes Mosquito Control**

 Aedes mosquito density varies across locations, with notable breeding found in plastic drums, buckets, flooded basements, and water tanks, as seen in larval and trap data.

 Continuous surveillance is essential to monitor trends and target control interventions effectively.

 Frequent cleaning and management of water-holding containers (e.g., pots, bottles, plastic drums, and construction site debris) are vital.

 Permanent breeding habitats should be managed with larvicides or Insect Growth Regulators (IGRs) for sustained control.

 Construction sites must be regularly inspected and treated due to their high potential for breeding.

**For Other Mosquito Control**

 Drainage systems should be kept flowing to prevent stagnant water accumulation.

 Canals, ponds, lakes, and muddy lowlands should be cleaned of waste, weeds, and organic matter.

 Septic tanks must be covered and regularly maintained.

 Emphasis should be placed on slum areas and waterlogged urban zones, which are significant breeding grounds for Culex mosquitoes.

**Public Awareness and Community Involvement**

 Launch targeted awareness campaigns, especially in vulnerable and high-risk areas.

 Encourage communities to eliminate standing water regularly.

 Promote participatory surveillance and control efforts, including homeowner engagement in larval source reduction.

**Copy sent for your information and further action (FYI/FA):**

1. CHO, Health Department, Dhaka North City Corporation
2. Secretary, Dhaka North City Corporation
3. PS to Administrator, Dhaka North City Corporation
4. Staff Officer of CEO, Dhaka North City Corporation
5. Office Copy

**(Robin Hossain)**
**Entomologist**
**IRES**
**JU-DNCC Collaboration Center**

**(Prof. Dr. Kabirul Bashar)**
**Focal person**
**IRES**
**JU-DNCC Collaboration Center**