

Bangladesh

Monitoring the situation of children and women



**Multiple Indicator Cluster Survey
2012-2013**

Progotir Pathay

Key Findings



Government of the People's
Republic of Bangladesh



Bangladesh Bureau of Statistics (BBS)
Statistics and Informatics Division (SID)
Ministry of Planning



United Nations
Children's Fund





Bangladesh

Multiple Indicator Cluster Survey 2012-2013

Progotir Pathey

Key Findings

May, 2014



The Bangladesh Multiple Indicator Cluster Survey (MICS) Progotir Pathey was carried out in 2012-2013 by Bangladesh Bureau of Statistics in collaboration with The United Nations Children's Fund (**UNICEF**), as part of the global MICS programme. Technical and financial support was provided by the United Nations Children's Fund (UNICEF).

The global MICS programme was developed by UNICEF in the 1990s as an international household survey programme to collect internationally comparable data on a wide range of indicators on the situation of children and women. MICS surveys measure key indicators that allow countries to generate data for use in policies and programmes, and to monitor progress towards the Millennium Development Goals (MDGs) and other internationally agreed upon commitments.

The objective of this report is to facilitate the timely dissemination and use of results from the Progotir Pathey MICS prior to the release of full tables and the final report that will contain detailed information on all survey findings by various demographic, social, economic and cultural characteristics. The final survey report is expected to be released in June 2014.

Results presented in this report are not expected to change and are considered final unless otherwise mentioned. For more information on indicators and the analysis conducted in the full final report please go to bbs.gov.bd, mics.unicef.org and childinfo.org.

Suggested citation:

Progotir Pathey Multiple Indicator Cluster Survey 2012-2013, Key Findings.

Bangladesh Bureau of Statistics and UNICEF Bangladesh 2014, Dhaka, Bangladesh

Contents

MICS AT A GLANCE	1
CHILD MORTALITY	2
NUTRITION.....	3
CHILD HEALTH	9
WATER AND SANITATION	11
REPRODUCTIVE HEALTH	13
CHILD DEVELOPMENT.....	18
LITERACY AND EDUCATION.....	20
CHILD PROTECTION.....	23
HIV/AIDS	27
ACCESS TO MASS MEDIA AND ICT	29
NOTES.....	30

BANGLADESH 2012-2013 MICS AT A GLANCE

Survey implementation		Bangladesh MICS	
Sample frame	Population and Housing Census, 2011	Questionnaires	Household Women (age 15-49) Children under five Water quality testing
Training of Trainers	October 1-14, 2012	Fieldwork	December 2012 – April 2013
Interviewer training	November 1-14, 2012		
Survey sample			
Households		Children under five	
Sampled	55,120	Eligible	23,402
Occupied	52,711	Mothers/caretakers interviewed	20,903
Interviewed	51,895	Response rate (Per cent)	89.3
Response rate (Per cent)	98.5		
Women			
Eligible for interviews	59,599		
Interviewed	51,791		
Response rate (Per cent)	86.9		

Survey population		Bangladesh MICS	
Average household size	4.6	Percentage of population living in	
Percentage of population under:		Urban areas	20.7
Age 5	9.9	Rural areas	79.3
Age 18	39.0	Division	
Percentage of women age 15-49 years with at least one live birth in the last 2 years	15.3	Barisal	6.3
		Chittagong	20.1
		Dhaka	30.7
		Khulna	11.2
		Rajshahi	13.0
		Rangpur	11.9
		Sylhet	6.7

Housing characteristics	
Percentage of households with	
Electricity	61.5
Finished floor	25.7
Finished roofing	97.4
Finished walls	29.4
Mean number of persons per room used for sleeping	2.67

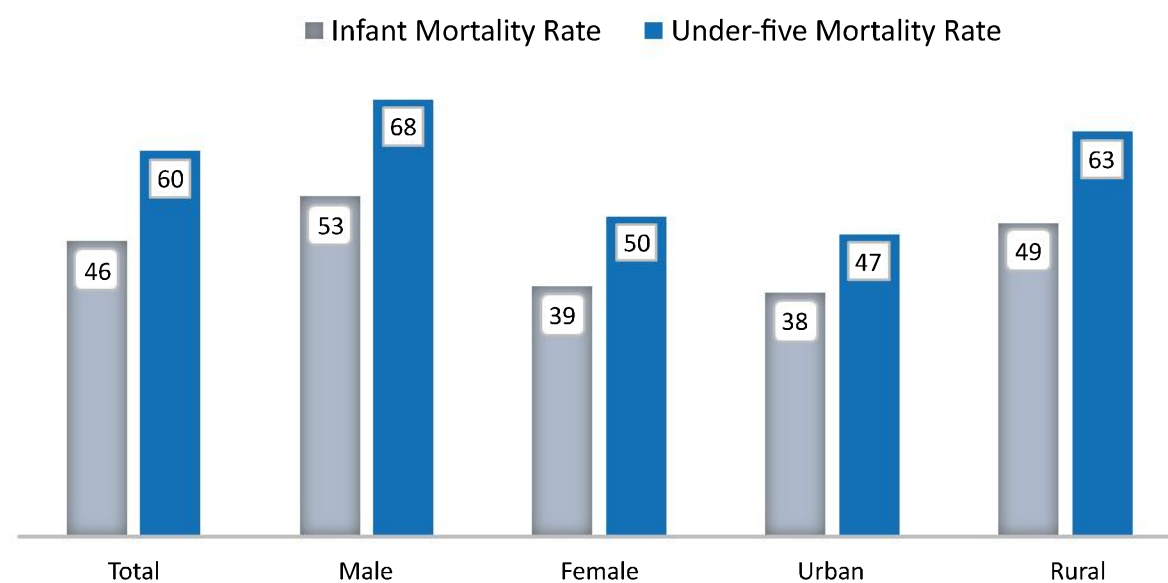
Household or personal assets	
Percentage of households that own	
A television	37.7
A refrigerator	14.2
Electric fan	53.0
Almirah / Wardrobe	41.4
Agricultural land	43.0
Farm animals/livestock	62.9
Percentage of households where at least a member has or owns a	
Watch	33.0
Mobile phone	85.9
Bicycle	28.7
Computer	3.4
Car or truck	0.7

CHILD MORTALITY

Early childhood mortality ⁱ			Bangladesh MICS
MICS Indicator	Indicator	Description	Value ^A
1.2 MDG 4.2	Infant mortality rate	Probability of dying between birth and the first birthday	
		National	46
		Division	
		Barisal	35
		Chittagong	46
		Dhaka	44
		Khulna	36
		Rajshahi	52
		Rangpur	48
		Sylhet	63
1.5 MDG 4.1	Under-five mortality rate	Probability of dying between birth and the fifth birthday	
		National	60
		Division	
		Barisal	43
		Chittagong	60
		Dhaka	57
		Khulna	45
		Rajshahi	69
		Rangpur	62
		Sylhet	86

^A Indicator values are per 1,000 live births and refer to the ten-year period before the survey.

Figure 1: Early childhood mortality rates, Bangladesh MICS, 2012-2013



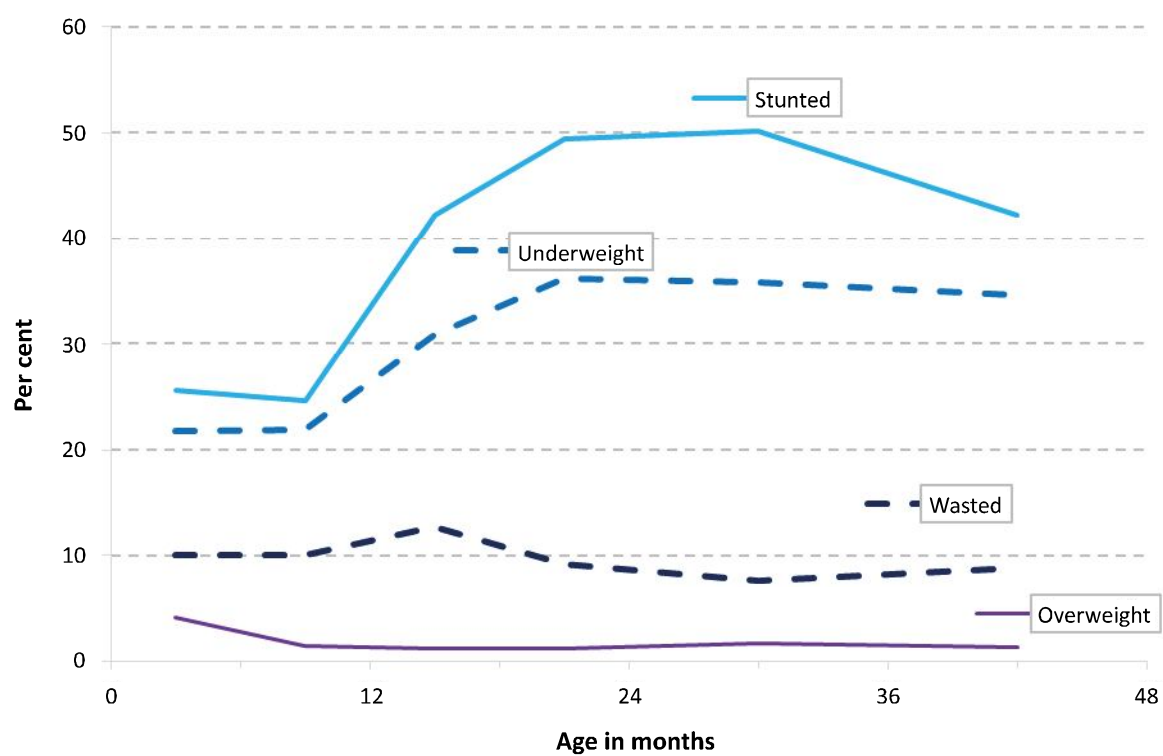
Note: Indicator values are per 1,000 live births

NUTRITION

Nutritional status ⁱⁱ			Bangladesh MICS
MICS Indicator	Indicator	Description	Value
2.1a MDG 1.8	Underweight prevalence (a) Moderate and severe	Percentage of children under age 5 who fall below minus two standard deviations (moderate and severe) of the median weight for age of the WHO standard	
		National	31.9
		Division	
		Barisal	35.2
		Chittagong	32.2
		Dhaka	30.8
		Khulna	28.5
		Rajshahi	29.9
		Rangpur	32.6
		Sylhet	39.7
2.1b	Underweight prevalence (b) Severe	Percentage of children under age 5 who fall below minus three standard deviations (severe) of the median weight for age of the WHO standard	
		National	8.8
		Division	
		Barisal	9.7
		Chittagong	9.2
		Dhaka	8.9
		Khulna	6.2
		Rajshahi	7.2
		Rangpur	8.1
		Sylhet	13.1
2.2a	Stunting prevalence (a) Moderate and severe	Percentage of children under age 5 who fall below minus two standard deviations (moderate and severe) of the median height for age of the WHO standard	
		National	42.0
		Division	
		Barisal	41.4
		Chittagong	43.1
		Dhaka	42.1
		Khulna	34.4
		Rajshahi	39.4
		Rangpur	43.7
		Sylhet	50.6
2.2b	Stunting prevalence (b) Severe	Percentage of children under age 5 who fall below minus three standard deviations (severe) of the median height for age of the WHO standard	
		National	16.4
		Division	
		Barisal	15.8
		Chittagong	18.7
		Dhaka	16.6
		Khulna	11.3
		Rajshahi	13.2
		Rangpur	16.2
		Sylhet	22.2

Nutritional status ⁱⁱ		Bangladesh MICS	
MICS Indicator	Indicator	Description	Value
2.3a	Wasting prevalence (a) Moderate and severe	Percentage of children under age 5 who fall below minus two standard deviations (moderate and severe) of the median weight for height of the WHO standard	
		National	9.6
		Division	
		Barisal	11.7
		Chittagong	9.2
		Dhaka	9.2
		Khulna	10.0
		Rajshahi	9.1
		Rangpur	8.7
		Sylhet	13.3
2.3b	Wasting prevalence (b) Severe	Percentage of children under age 5 who fall below minus three standard deviations (severe) of the median weight for height of the WHO standard	
		National	1.6
		Division	
		Barisal	1.5
		Chittagong	1.8
		Dhaka	1.3
		Khulna	1.7
		Rajshahi	1.5
		Rangpur	1.4
		Sylhet	2.8
2.4	Overweight prevalence	Percentage of children under age 5 who are above two standard deviations of the median weight for height of the WHO standard	
		National	1.6
		Division	
		Barisal	0.8
		Chittagong	1.2
		Dhaka	2.2
		Khulna	1.1
		Rajshahi	1.2
		Rangpur	1.1
		Sylhet	2.9

Figure 2: Underweight, stunted, wasted and overweight children under age 5 (moderate and severe), Bangladesh MICS, 2012-2013



Breastfeeding and infant feeding			Bangladesh MICS
MICS Indicator	Indicator	Description	Value
2.5	Children ever breastfed	Percentage of women with a live birth in the last 2 years who breastfed their last live-born child at any time	
		National	97.1
		Division	
		Barisal	96.4
		Chittagong	95.0
		Dhaka	97.8
		Khulna	97.6
		Rajshahi	97.8
		Rangpur	98.7
		Sylhet	97.8
2.6	Early initiation of breastfeeding	Percentage of women with a live birth in the last 2 years who put their last newborn to the breast within one hour of birth	
		National	57.4
		Division	
		Barisal	55.8
		Chittagong	53.1
		Dhaka	59.6
		Khulna	47.3
		Rajshahi	56.5
		Rangpur	59.1
		Sylhet	73.5
2.7	Exclusive breastfeeding under 6 months	Percentage of infants under 6 months of age who are exclusively breastfed ⁱⁱⁱ	
		National	56.4
		Division	
		Barisal	65.0
		Chittagong	69.4
		Dhaka	46.2
		Khulna	50.5
		Rajshahi	50.1
		Rangpur	67.7
		Sylhet	52.2
2.8	Predominant breastfeeding under 6 months	Percentage of infants under 6 months of age who received breast milk as the predominant source of nourishment ^{iv} during the previous day	
		National	71.9
		Division	
		Barisal	74.5
		Chittagong	82.8
		Dhaka	64.8
		Khulna	73.8
		Rajshahi	61.0
		Rangpur	75.7
		Sylhet	73.9

Breastfeeding and infant feeding			Bangladesh MICS
MICS Indicator	Indicator	Description	Value
2.9	Continued breastfeeding at 1 year	Percentage of children age 12-15 months who received breast milk during the previous day	
		National	95.3
		Division	
		Barisal	94.3
		Chittagong	93.2
		Dhaka	97.3
		Khulna	96.3
		Rajshahi	92.7
		Rangpur	98.2
		Sylhet	94.3
2.10	Continued breastfeeding at 2 years	Percentage of children age 20-23 months who received breast milk during the previous day	
		National	87.5
		Division	
		Barisal	90.5
		Chittagong	77.7
		Dhaka	91.0
		Khulna	92.4
		Rajshahi	91.9
		Rangpur	92.8
		Sylhet	85.5
2.11	Median duration of breastfeeding	The age in months when 50 percent of children age 0-35 months did not receive breast milk during the previous day	
		National	32.1
		Division	
		Barisal	33.3
		Chittagong	25.1
		Dhaka	33.0
		Khulna	≥36.0
		Rajshahi	≥36.0
		Rangpur	33.9
		Sylhet	29.7
2.12	Age-appropriate breastfeeding	Percentage of children age 0-23 months appropriately fed ^a during the previous day	
		National	66.5
		Division	
		Barisal	62.0
		Chittagong	58.3
		Dhaka	65.5
		Khulna	76.2
		Rajshahi	72.9
		Rangpur	76.8
		Sylhet	63.0
2.13	Introduction of solid, semi-solid or soft foods	Percentage of infants age 6-8 months who received solid, semi-solid or soft foods during the previous day	42.4

Breastfeeding and infant feeding Bangladesh MICS

MICS Indicator	Indicator	Description	Value
2.18	Bottle feeding	Percentage of children age 0-23 months who were fed with a bottle during the previous day	
		National	12.1
		Division	
		Barisal	10.2
		Chittagong	11.1
		Dhaka	17.4
		Khulna	8.6
		Rajshahi	15.5
		Rangpur	5.4
		Sylhet	4.5

Salt iodization Bangladesh MICS

MICS Indicator	Indicator	Description	Value
2.19	Iodized salt consumption	Percentage of households with salt testing 15 parts per million or more of iodate	
		National	54.3
		Division	
		Barisal	62.4
		Chittagong	59.3
		Dhaka	64.6
		Khulna	60.1
		Rajshahi	36.3
		Rangpur	33.8
		Sylhet	50.7

Low-birth weight Bangladesh MICS

MICS Indicator	Indicator	Description	Value
2.20	Low-birthweight infants	Percentage of most recent live births in the last 2 years weighing below 2,500 grams at birth	
		National	26.0
		Division	
		Barisal	26.3
		Chittagong	29.2
		Dhaka	25.0
		Khulna	24.2
		Rajshahi	22.6
		Rangpur	24.2
		Sylhet	29.3
2.21	Infants weighed at birth	Percentage of most recent live births in the last 2 years who were weighed at birth	
		National	35.9
		Division	
		Barisal	17.5
		Chittagong	25.8
		Dhaka	40.6
		Khulna	44.3
		Rajshahi	34.5
		Rangpur	59.3
		Sylhet	19.5

CHILD HEALTH

Tetanus toxoid			Bangladesh MICS
MICS Indicator	Indicator	Description	Value
3.9	Neonatal tetanus protection	Percentage of women age 15-49 years with a live birth in the last 2 years who were given at least two doses of tetanus toxoid vaccine within the appropriate interval prior to the most recent birth	
		National	80.8
		Division	
		Barisal	79.4
		Chittagong	79.4
		Dhaka	82.5
		Khulna	83.4
		Rajshahi	85.0
		Rangpur	83.4
		Sylhet	66.7

Diarrhoea			Bangladesh MICS
MICS Indicator	Indicator	Description	Value
-	Children with diarrhoea	Percentage of children under age 5 with diarrhoea in the last 2 weeks	
		National	3.9
		Division	
		Barisal	6.3
		Chittagong	4.5
		Dhaka	3.5
		Khulna	3.3
		Rajshahi	3.5
		Rangpur	3.8
		Sylhet	3.8
3.12	Diarrhoea treatment with oral rehydration therapy (ORT) and continued feeding	Percentage of children under age 5 with diarrhoea in the last 2 weeks who received ORT (ORS packet, pre-packaged ORS fluid, recommended homemade fluid or increased fluids) and continued feeding during the episode of diarrhoea	
		National	64.6
		Division	
		Barisal	59.5
		Chittagong	68.7
		Dhaka	64.2
		Khulna	65.1
		Rajshahi	65.2
		Rangpur	67.6
		Sylhet	51.6

Acute Respiratory Infection (ARI) symptoms			Bangladesh MICS
MICS Indicator	Indicator	Description	Value
-	Children with ARI symptoms	Percentage of children under age 5 with ARI symptoms in the last 2 weeks	
		National	3.2
		Division	
		Barisal	4.1
		Chittagong	3.6
		Dhaka	2.1
		Khulna	4.3
		Rajshahi	3.1
		Rangpur	3.2
		Sylhet	4.7
3.13	Care-seeking for children with ARI symptoms	Percentage of children under age 5 with ARI symptoms in the last 2 weeks for whom advice or treatment was sought from a health facility or provider	
		National	35.8
		Division	
		Barisal	26.1
		Chittagong	30.0
		Dhaka	37.8
		Khulna	46.2
		Rajshahi	35.0
		Rangpur	37.7
		Sylhet	39.2
3.14	Antibiotic treatment for children with ARI symptoms	Percentage of children under age 5 with ARI symptoms in the last 2 weeks who received antibiotics	
		National	74.3
		Division	
		Barisal	78.4
		Chittagong	66.8
		Dhaka	82.3
		Khulna	76.4
		Rajshahi	69.4
		Rangpur	72.8
		Sylhet	78.6

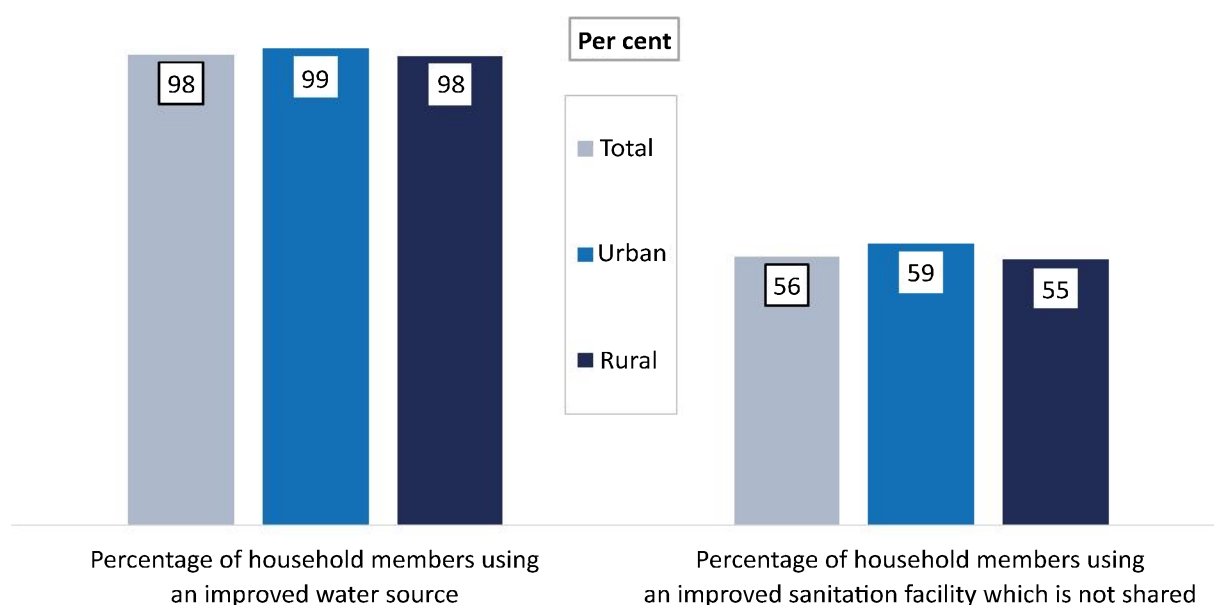
Solid fuel use			Bangladesh MICS
MICS Indicator	Indicator	Description	Value
3.15	Use of solid fuels for cooking	Percentage of household members in households that use solid fuels as the primary source of domestic energy to cook	
		National	88.2
		Division	
		Barisal	98.3
		Chittagong	91.1
		Dhaka	75.9
		Khulna	95.9
		Rajshahi	92.9
		Rangpur	95.9
		Sylhet	91.1

WATER AND SANITATION

Water and sanitation			Bangladesh MICS
MICS Indicator	Indicator	Description	Value
4.1 MDG 7.8	Use of improved drinking water sources	Percentage of household members using improved sources of drinking water	
		National	97.9
		Division	
		Barisal	95.3
		Chittagong	97.0
		Dhaka	99.9
		Khulna	94.4
		Rajshahi	99.3
		Rangpur	99.9
		Sylhet	93.8
4.2	Water treatment	Percentage of household members in households using unimproved drinking water who use an appropriate treatment method	
		National	25.6
		Division	
		Barisal	45.1
		Chittagong	5.1
		Dhaka	16.6
		Khulna	40.7
		Rajshahi	0.0
		Rangpur	0.0
		Sylhet	26.2
4.3 MDG 7.9	Use of improved sanitation	Percentage of household members using improved sanitation facilities which are not shared	
		National	55.9
		Division	
		Barisal	52.0
		Chittagong	59.4
		Dhaka	54.0
		Khulna	58.0
		Rajshahi	52.0
		Rangpur	57.4
		Sylhet	58.6
4.4	Safe disposal of child's faeces	Percentage of children age 0-2 years whose last stools were disposed of safely	
		National	38.7
		Division	
		Barisal	39.3
		Chittagong	37.6
		Dhaka	46.0
		Khulna	43.8
		Rajshahi	34.6
		Rangpur	21.4
		Sylhet	35.5

Water and sanitation			Bangladesh MICS
MICS Indicator	Indicator	Description	Value
4.5	Place for handwashing	Percentage of households with a specific place for hand washing where water and soap or other cleansing agent are present	
		National	59.1
		Division	
		Barisal	50.0
		Chittagong	71.4
		Dhaka	50.1
		Khulna	66.5
		Rajshahi	67.9
		Rangpur	61.5
		Sylhet	54.2
4.6	Availability of soap or other cleansing agent	Percentage of households with soap or other cleansing agent	
		National	94.0
		Division	
		Barisal	94.9
		Chittagong	93.1
		Dhaka	93.8
		Khulna	95.3
		Rajshahi	93.5
		Rangpur	95.6
		Sylhet	92.5

Figure 3: Use of improved water and sanitation in urban and rural areas, Bangladesh MICS, 2012-2013



REPRODUCTIVE HEALTH

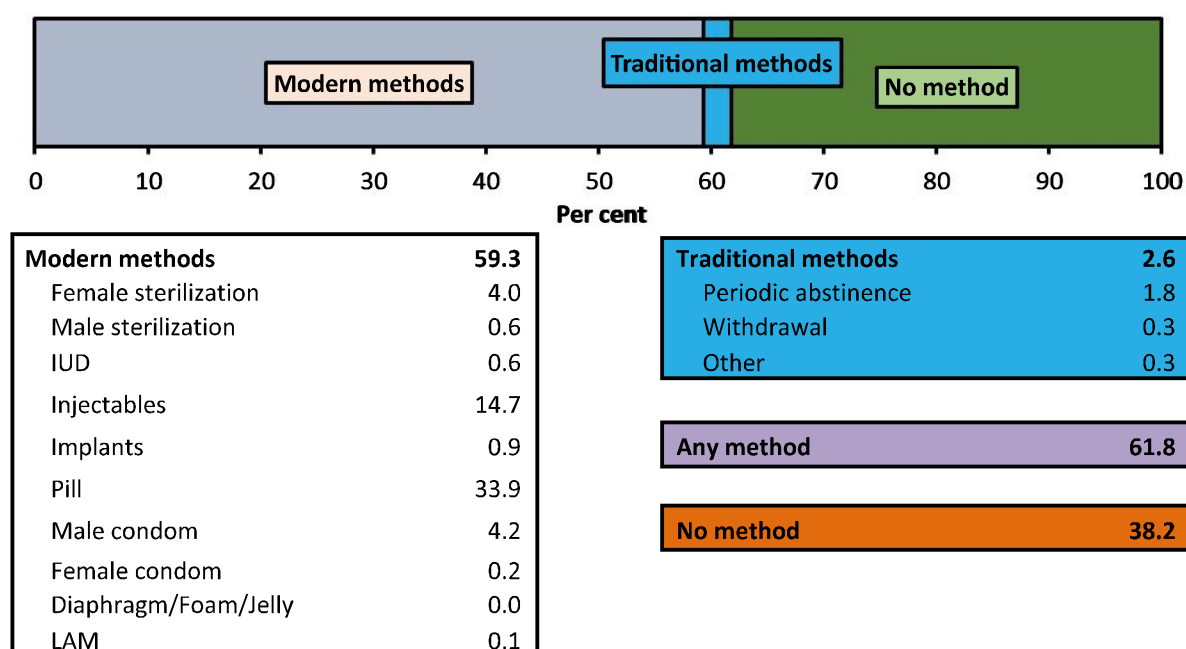
Fertility, contraception and unmet need			Bangladesh MICS
MICS Indicator	Indicator	Description	Value
-	Total fertility rate	Total fertility rate ^A for women age 15-49 years	
		National	2.3
		Division	
		Barisal	2.3
		Chittagong	2.7
		Dhaka	2.3
		Khulna	1.9
		Rajshahi	1.9
		Rangpur	2.2
		Sylhet	2.9
5.1	MDG 5.4	Adolescent birth rate	Age-specific fertility rate ^A for women age 15-19 years
		National	83
		Division	
		Barisal	75
		Chittagong	86
		Dhaka	82
		Khulna	84
		Rajshahi	99
		Rangpur	94
		Sylhet	45
5.2		Early childbearing	Percentage of women age 20-24 years who had at least one live birth before age 18
		National	24.4
		Division	
		Barisal	21.3
		Chittagong	19.7
		Dhaka	23.3
		Khulna	27.1
		Rajshahi	34.0
		Rangpur	30.5
		Sylhet	14.8
5.3	MDG 5.3	Contraceptive prevalence rate	Percentage of women age 15-49 years currently married who are using (or whose partner is using) a (modern or traditional) contraceptive method
		National	61.8
		Division	
		Barisal	56.8
		Chittagong	53.0
		Dhaka	60.1
		Khulna	70.3
		Rajshahi	68.1
		Rangpur	72.9
		Sylhet	46.5

Fertility, contraception and unmet need			Bangladesh MICS
MICS Indicator	Indicator	Description	Value
5.4	MDG 5.6	Unmet need	Percentage of women age 15-49 years who are currently married or in union who are fecund and want to space their births or limit the number of children they have and who are not currently using contraception
		National	13.9
		Division	
		Barisal	19.0
		Chittagong	18.9
		Dhaka	15.0
		Khulna	9.3
		Rajshahi	10.2
		Rangpur	9.1
		Sylhet	16.3

^AThe age-specific fertility rate is defined as the number of live births to women in a specific age group during a specified period, divided by the average number of women in that age group during the same period, expressed per 1,000 women. The age-specific fertility rate for women age 15-19 years is also termed as the adolescent birth rate.

The total fertility rate (TFR) is calculated by summing the age-specific fertility rates calculated for each of the 5-year age groups of women, from age 15 through to age 49. The TFR denotes the average number of children to which a woman will have given birth by the end of her reproductive years (by age 50) if current fertility rates prevailed.

Figure 4: Use of contraception, Bangladesh MICS, 2012-2013



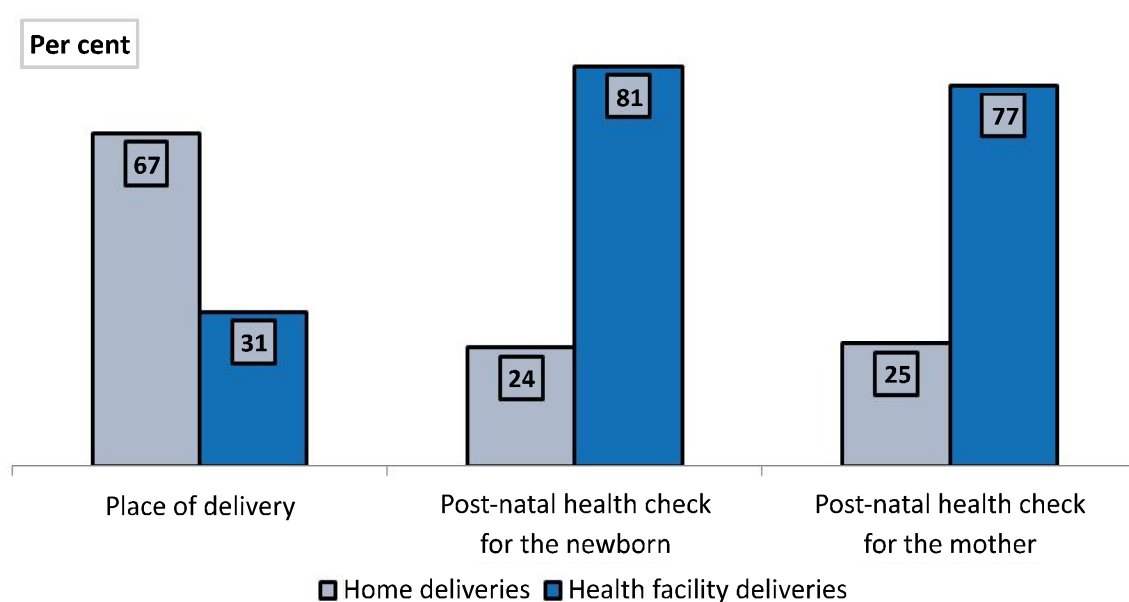
Maternal and newborn health			Bangladesh MICS
MICS Indicator	Indicator	Description	Value
5.5a	Antenatal care coverage	Percentage of women age 15-49 years with a live birth in the last 2 years who were attended during their last pregnancy that led to a live birth at least once by skilled health personnel	
		National	58.7
		Division	
		Barisal	40.3
		Chittagong	58.1
		Dhaka	61.9
		Khulna	74.6
		Rajshahi	63.6
		Rangpur	46.6
		Sylhet	52.1
5.5b	MDG 5.5 Antenatal care coverage	Percentage of women age 15-49 years with a live birth in the last 2 years who were attended during their last pregnancy that led to a live birth at least four times by any provider	
		National	24.7
		Division	
		Barisal	14.0
		Chittagong	21.7
		Dhaka	26.3
		Khulna	27.1
		Rajshahi	25.6
		Rangpur	35.8
		Sylhet	16.0
5.6	Content of antenatal care	Percentage of women age 15-49 years with a live birth in the last 2 years who had their blood pressure measured and gave urine and blood samples during the last pregnancy that led to a live birth	
		National	38.0
		Division	
		Barisal	28.4
		Chittagong	36.7
		Dhaka	44.3
		Khulna	45.5
		Rajshahi	31.3
		Rangpur	28.2
		Sylhet	37.6
5.7	MDG 5.2 Skilled attendant at delivery	Percentage of women age 15-49 years with a live birth in the last 2 years who were attended by skilled health personnel during their most recent live birth	
		National	43.5
		Division	
		Barisal	38.4
		Chittagong	41.5
		Dhaka	44.8
		Khulna	56.7
		Rajshahi	51.8
		Rangpur	39.4
		Sylhet	26.7

Maternal and newborn health			Bangladesh MICS
MICS Indicator	Indicator	Description	Value
5.8	Institutional deliveries	Percentage of women age 15-49 years with a live birth in the last 2 years whose most recent live birth was delivered in a health facility	
		National	31.0
		Division	
		Barisal	17.1
		Chittagong	27.1
		Dhaka	34.9
		Khulna	45.6
		Rajshahi	38.1
		Rangpur	23.0
		Sylhet	20.8
5.9	Caesarean section	Percentage of women age 15-49 years whose most recent live birth in the last 2 years was delivered by caesarean section	
		National	19.1
		Division	
		Barisal	10.5
		Chittagong	14.5
		Dhaka	24.4
		Khulna	30.5
		Rajshahi	22.4
		Rangpur	11.7
		Sylhet	10.8

Post-natal health checks			Bangladesh MICS
MICS Indicator	Indicator	Description	Value
5.10	Post-partum stay in health facility	Percentage of women age 15-49 years who stayed in the health facility for 12 hours or more after the delivery of their most recent live birth in the last 2 years	
		National	82.8
		Division	
		Barisal	85.9
		Chittagong	80.4
		Dhaka	86.8
		Khulna	83.5
		Rajshahi	80.4
		Rangpur	74.2
		Sylhet	81.0
5.11	Post-natal health check for the newborn	Percentage of last live births in the last 2 years who received a health check while in facility or at home following delivery, or a post-natal care visit within 2 days after delivery	
		National	41.2
		Division	
		Barisal	22.0
		Chittagong	33.6
		Dhaka	43.9
		Khulna	52.0
		Rajshahi	41.9
		Rangpur	46.8
		Sylhet	45.3

Post-natal health checks			Bangladesh MICS
MICS Indicator	Indicator	Description	Value
5.12	Post-natal health check for the mother	Percentage of women age 15-49 years who received a health check while in facility or at home following delivery, or a post-natal care visit within 2 days after delivery of their most recent live birth in the last 2 years	
		National	40.4
		Division	
		Barisal	23.3
		Chittagong	34.3
		Dhaka	43.3
		Khulna	50.4
		Rajshahi	39.3
		Rangpur	43.2
		Sylhet	45.3

Figure 5: Place of delivery and post-natal health checks, Bangladesh MICS, 2012-2013



CHILD DEVELOPMENT

Child development			Bangladesh MICS
MICS Indicator	Indicator	Description	Value
6.1	Attendance to early childhood education	Percentage of children age 36-59 months who are attending an early childhood education programme	
		National	13.4
		Division	
		Barisal	18.4
		Chittagong	11.7
		Dhaka	15.6
		Khulna	13.6
		Rajshahi	10.2
		Rangpur	13.2
		Sylhet	10.5
6.2	Support for learning	Percentage of children age 36-59 months with whom an adult has engaged in four or more activities to promote learning and school readiness in the last 3 days	
		National	78.0
		Division	
		Barisal	80.4
		Chittagong	76.5
		Dhaka	78.9
		Khulna	85.9
		Rajshahi	75.1
		Rangpur	75.0
		Sylhet	76.4
6.3	Father's support for learning	Percentage of children age 36-59 months whose biological father has engaged in four or more activities to promote learning and school readiness in the last 3 days	
		National	10.1
		Division	
		Barisal	4.0
		Chittagong	9.1
		Dhaka	10.2
		Khulna	8.7
		Rajshahi	6.3
		Rangpur	20.6
		Sylhet	9.0
6.4	Mother's support for learning	Percentage of children age 36-59 months whose biological mother has engaged in four or more activities to promote learning and school readiness in the last 3 days	
		National	40.8
		Division	
		Barisal	28.5
		Chittagong	39.5
		Dhaka	44.1
		Khulna	41.5
		Rajshahi	41.9
		Rangpur	45.9
		Sylhet	30.7

Child development			Bangladesh MICS
MICS Indicator	Indicator	Description	Value
6.5	Availability of children's books	Percentage of children under age 5 who have three or more children's books	
		National	8.8
		Division	
		Barisal	9.6
		Chittagong	7.9
		Dhaka	11.5
		Khulna	10.3
		Rajshahi	8.7
		Rangpur	5.4
		Sylhet	3.8
6.6	Availability of playthings	Percentage of children under age 5 who play with two or more types of playthings	
		National	60.3
		Division	
		Barisal	60.9
		Chittagong	44.7
		Dhaka	57.6
		Khulna	72.8
		Rajshahi	69.8
		Rangpur	73.5
		Sylhet	68.1
6.7	Inadequate care	Percentage of children under age 5 left alone or in the care of another child younger than 10 years of age for more than one hour at least once in the last week	
		National	11.6
		Division	
		Barisal	10.3
		Chittagong	15.7
		Dhaka	10.2
		Khulna	7.5
		Rajshahi	10.7
		Rangpur	14.3
		Sylhet	8.3
6.8	Early child development index	Percentage of children age 36-59 months who are developmentally on track in at least three of the following four domains: literacy-numeracy, physical, social-emotional, and learning	
		National	63.9
		Division	
		Barisal	67.3
		Chittagong	54.4
		Dhaka	65.1
		Khulna	69.0
		Rajshahi	65.2
		Rangpur	77.7
		Sylhet	54.0

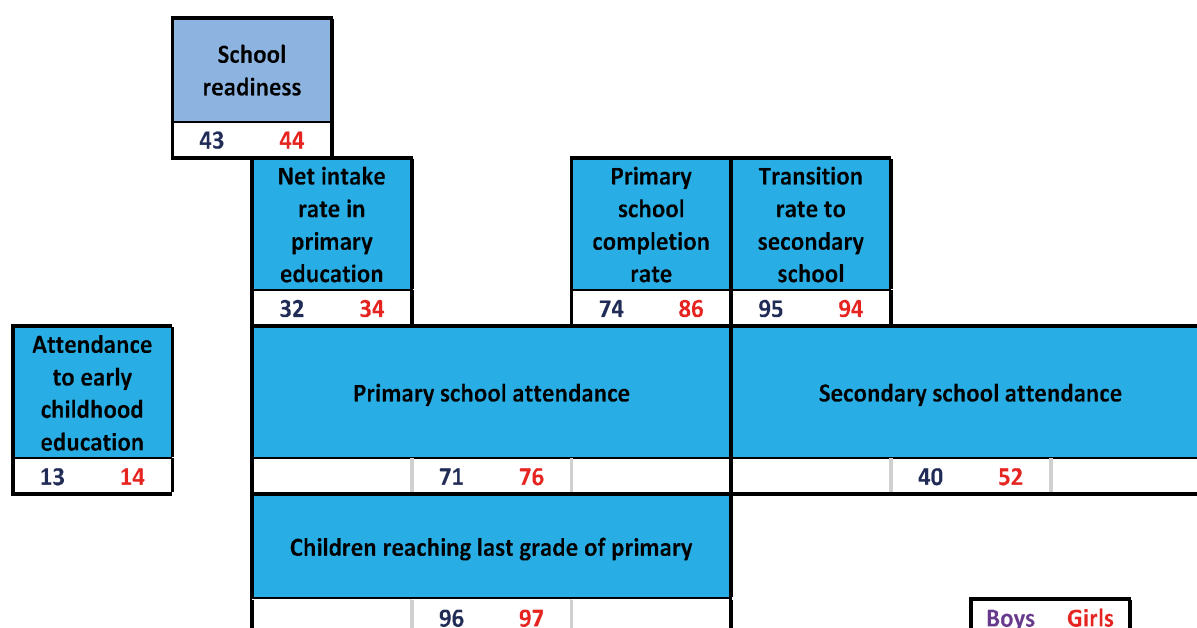
LITERACY AND EDUCATION

Literacy and education ^{vi}			Bangladesh MICS
MICS Indicator	Indicator	Description	Value
7.1 MDG 2.3	Literacy rate among young people	Percentage of young women age 15-24 years who are able to read a short simple statement about everyday life or who attended secondary or higher education	
		National	82.0
		Division	
		Barisal	86.1
		Chittagong	81.5
		Dhaka	80.9
		Khulna	87.8
		Rajshahi	83.0
		Rangpur	80.0
		Sylhet	78.2
7.2	School readiness	Percentage of children in first grade of primary school who attended pre-school during the previous school year	
		National	43.5
		Division	
		Barisal	76.4
		Chittagong	35.9
		Dhaka	49.9
		Khulna	52.2
		Rajshahi	30.2
		Rangpur	36.2
		Sylhet	29.2
7.3	Net intake rate in primary education	Percentage of children of school-entry age who enter the first grade of primary school	
		National	33.1
		Division	
		Barisal	32.3
		Chittagong	35.8
		Dhaka	33.1
		Khulna	27.5
		Rajshahi	32.3
		Rangpur	41.0
		Sylhet	23.1
7.4 MDG 2.1	Primary school net attendance ratio (adjusted)	Percentage of children of primary school age currently attending primary or secondary school	
		National	73.2
		Division	
		Barisal	71.9
		Chittagong	72.4
		Dhaka	72.5
		Khulna	75.4
		Rajshahi	75.1
		Rangpur	75.7
		Sylhet	69.4

Literacy and education ^{vi}			Bangladesh MICS
MICS Indicator	Indicator	Description	Value
7.5	Secondary school net attendance ratio (adjusted)	Percentage of children of secondary school age currently attending secondary school or higher	
		National	46.1
		Division	
		Barisal	47.8
		Chittagong	45.6
		Dhaka	45.6
		Khulna	50.9
		Rajshahi	46.1
		Rangpur	52.3
		Sylhet	32.7
7.6	MDG 2.2 Children reaching last grade of primary	Percentage of children entering the first grade of primary school who eventually reach last grade	
		National	96.4
		Division	
		Barisal	96.5
		Chittagong	96.9
		Dhaka	96.1
		Khulna	96.7
		Rajshahi	96.9
		Rangpur	97.5
		Sylhet	93.4
7.7	Primary completion rate	Number of children attending the last grade of primary school (excluding repeaters) divided by number of children of primary school completion age (age appropriate to final grade of primary school)	
		National	79.5
		Division	
		Barisal	79.5
		Chittagong	80.8
		Dhaka	71.2
		Khulna	82.4
		Rajshahi	92.5
		Rangpur	87.4
		Sylhet	73.5
7.8	Transition rate to secondary school	Number of children attending the last grade of primary school during the previous school year who are in the first grade of secondary school during the current school year divided by number of children attending the last grade of primary school during the previous school year	
		National	94.7
		Division	
		Barisal	95.8
		Chittagong	94.7
		Dhaka	94.5
		Khulna	96.8
		Rajshahi	93.8
		Rangpur	94.4
		Sylhet	93.2

Literacy and education ^{vi}			Bangladesh MICS	
MICS Indicator	Indicator	Description	Value	
7.9	MDG 3.1	Gender parity index (primary school)	Primary school net attendance ratio (adjusted) for girls divided by primary school net attendance ratio (adjusted) for boys	
		National	1.07	
		Division		
		Barisal	1.10	
		Chittagong	1.07	
		Dhaka	1.07	
		Khulna	1.08	
		Rajshahi	1.06	
		Rangpur	1.04	
		Sylhet	1.10	
7.10	MDG 3.1	Gender parity index (secondary school)	Secondary school net attendance ratio (adjusted) for girls divided by secondary school net attendance ratio (adjusted) for boys	
		National	1.30	
		Division		
		Barisal	1.35	
		Chittagong	1.51	
		Dhaka	1.24	
		Khulna	1.26	
		Rajshahi	1.23	
		Rangpur	1.25	
		Sylhet	1.25	
NOTE: Field data was collected over a period spanning two school years 2012 and 2013. Though interviewers were instructed to retain the same reference period for education questions, different reference periods seem to have been used in some cases. The data here refers to the age at the beginning of the school year 2012 only. The education dataset is under review and results may be subject to change.				

Figure 6: Education indicators by sex, Bangladesh MICS, 2012-2013



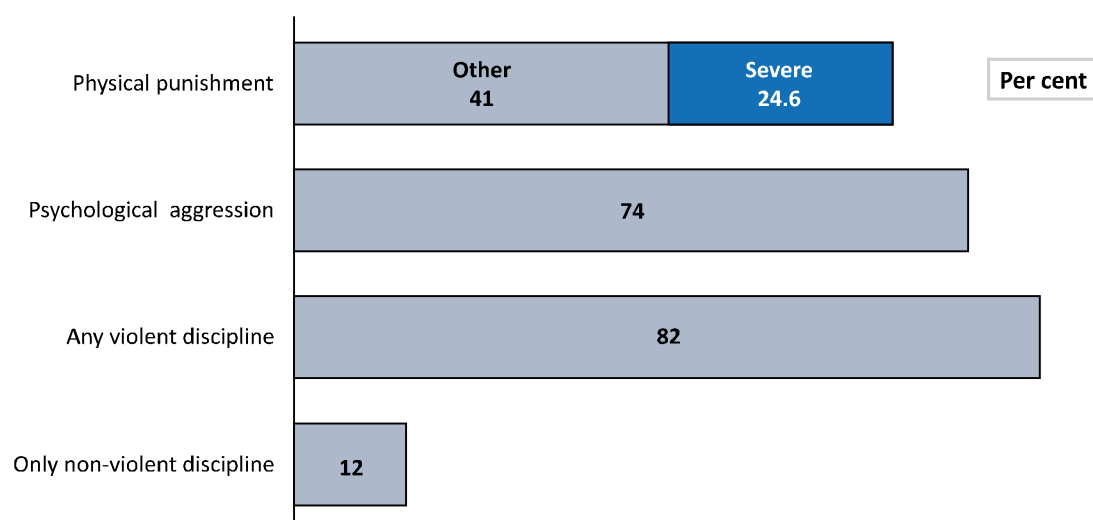
Note: All indicator values are in per cent

CHILD PROTECTION

Birth registration			Bangladesh MICS
MICS Indicator	Indicator	Description	Value
8.1	Birth registration	Percentage of children under age 5 whose births are reported registered	
		National	37.0
		Division	
		Barisal	32.3
		Chittagong	41.4
		Dhaka	34.3
		Khulna	32.1
		Rajshahi	32.6
		Rangpur	47.6
		Sylhet	35.0

Child discipline			Bangladesh MICS
MICS Indicator	Indicator	Description	Value
8.3	Violent discipline	Percentage of children age 1-14 years who experienced psychological aggression or physical punishment during the last one month	
		National	82.3
		Division	
		Barisal	88.6
		Chittagong	81.3
		Dhaka	81.3
		Khulna	86.9
		Rajshahi	80.2
		Rangpur	79.5
		Sylhet	85.3

Figure 7: Child disciplining methods, children age 1-14 years, Bangladesh MICS, 2012-2013



Early marriage and polygyny

Bangladesh MICS

MICS Indicator	Indicator	Description	Value
8.4	Marriage before age 15	Percentage of women age 15-49 years who were first married or in union before age 15	
		National	23.8
		Division	
		Barisal	20.8
		Chittagong	14.5
		Dhaka	23.1
		Khulna	31.1
		Rajshahi	33.3
		Rangpur	31.5
		Sylhet	9.2
8.5	Marriage before age 18	Percentage of women age 20-49 years who were first married or in union before age 18	
		National	62.8
		Division	
		Barisal	65.8
		Chittagong	50.5
		Dhaka	61.4
		Khulna	71.1
		Rajshahi	72.8
		Rangpur	75.9
		Sylhet	38.5
8.6	Young people age 15-19 years currently married or in union	Percentage of young women age 15-19 years who are married or in union	
		National	34.3
		Division	
		Barisal	31.7
		Chittagong	27.7
		Dhaka	33.3
		Khulna	43.5
		Rajshahi	47.8
		Rangpur	41.9
		Sylhet	13.7
8.7	Polygyny	Percentage of women age 15-49 years who are in a polygynous union	
		National	4.2
		Division	
		Barisal	3.9
		Chittagong	2.9
		Dhaka	4.0
		Khulna	4.1
		Rajshahi	4.1
		Rangpur	5.0
		Sylhet	8.7

Early marriage and polygyny			Bangladesh MICS
MICS Indicator	Indicator	Description	Value
8.10a	Spousal age difference	Percentage of young women who are married or in union and whose spouse is 10 or more years older among women age 15-19 years	
		National	20.4
		Division	
		Barisal	22.6
		Chittagong	24.7
		Dhaka	19.9
		Khulna	23.8
		Rajshahi	17.0
		Rangpur	15.4
		Sylhet	22.6
8.10b	Spousal age difference	Percentage of young women who are married or in union and whose spouse is 10 or more years older among women age 20-24 years	
		National	21.8
		Division	
		Barisal	17.1
		Chittagong	27.7
		Dhaka	19.9
		Khulna	23.6
		Rajshahi	19.0
		Rangpur	15.3
		Sylhet	32.8

Children's living arrangements

Bangladesh MICS

MICS Indicator	Indicator	Description	Value
8.13	Children's living arrangements	Percentage of children age 0-17 years living with neither biological parent	
		National	3.8
		Division	
		Barisal	4.5
		Chittagong	1.8
		Dhaka	4.2
		Khulna	4.5
		Rajshahi	5.3
		Rangpur	5.1
		Sylhet	2.4
8.14	Prevalence of children with one or both parents dead	Percentage of children age 0-17 years with one or both biological parents dead	
		National	4.3
		Division	
		Barisal	4.9
		Chittagong	4.9
		Dhaka	4.1
		Khulna	3.6
		Rajshahi	3.2
		Rangpur	4.1
		Sylhet	6.2
8.15	Children with at least one parent living abroad	Percentage of children 0-17 years with at least one biological parent living abroad	
		National	4.8
		Division	
		Barisal	2.3
		Chittagong	9.9
		Dhaka	5.0
		Khulna	2.8
		Rajshahi	1.5
		Rangpur	0.3
		Sylhet	6.3

HIV/AIDS

HIV/AIDS knowledge and attitudes			Bangladesh MICS
MICS Indicator	Indicator	Description	Value
-	Have heard of AIDS	Percentage of people age 15-49 years who have heard of AIDS	
		National	55.8
		Division	
		Barisal	50.2
		Chittagong	58.1
		Dhaka	58.6
		Khulna	76.6
		Rajshahi	52.4
		Rangpur	38.3
		Sylhet	42.8
9.1	MDG 6.3 Knowledge about HIV prevention among young people	Percentage of young Women age 15-24 years who correctly identify ways of preventing the sexual transmission of HIV ^{vii} , and who reject major misconceptions about HIV transmission	
		National	9.1
		Division	
		Barisal	7.4
		Chittagong	5.5
		Dhaka	13.0
		Khulna	9.4
		Rajshahi	10.0
		Rangpur	5.9
		Sylhet	5.3
9.2	Knowledge of mother-to-child transmission of HIV	Percentage of women age 15-49 years who correctly identify all three means ^{viii} of mother-to-child transmission of HIV	
		National	21.7
		Division	
		Barisal	26.1
		Chittagong	20.4
		Dhaka	19.8
		Khulna	32.9
		Rajshahi	25.2
		Rangpur	15.3
		Sylhet	14.0
9.3	Accepting attitudes towards people living with HIV	Percentage of women age 15-49 years expressing accepting attitudes on all four questions ^{ix} toward people living with HIV	
		National	37.2
		Division	
		Barisal	39.9
		Chittagong	41.4
		Dhaka	40.2
		Khulna	29.8
		Rajshahi	37.1
		Rangpur	33.8
		Sylhet	28.1

HIV testing		Bangladesh MICS	
MICS Indicator	Indicator	Description	Value
9.4	People who know where to be tested for HIV	Percentage of women age 15-49 years who state knowledge of a place to be tested for HIV	
		National	11.3
		Division	
		Barisal	8.2
		Chittagong	13.8
		Dhaka	11.0
		Khulna	16.4
		Rajshahi	10.5
		Rangpur	8.5
		Sylhet	6.2
9.7	HIV counselling during antenatal care	Percentage of women age 15-49 years who had a live birth in the last 2 years and received antenatal care during the pregnancy of their most recent birth, reporting that they received counselling on HIV during antenatal care	
		National	2.5
		Division	
		Barisal	1.4
		Chittagong	2.8
		Dhaka	2.6
		Khulna	2.7
		Rajshahi	2.2
		Rangpur	1.9
		Sylhet	2.8

Orphans		Bangladesh MICS	
MICS Indicator	Indicator	Description	Value
9.16 MDG 6.4	Ratio of school attendance of orphans to school attendance of non-orphans	Proportion attending school among children age 10-14 years who have lost both parents divided by proportion attending school among children age 10-14 years whose parents are alive and who are living with one or both parents	0.88

ACCESS TO MASS MEDIA AND ICT

Access to mass media			Bangladesh MICS
MICS Indicator	Indicator	Description	Value
10.1	Exposure to mass media	Percentage of women age 15-49 years who, at least once a week, read a newspaper or magazine, listen to the radio, and watch television	
		National	1.6
		Division	
		Barisal	0.8
		Chittagong	0.6
		Dhaka	2.3
		Khulna	2.1
		Rajshahi	1.0
		Rangpur	0.9
		Sylhet	2.7

Use of information/communication technology			Bangladesh MICS
MICS Indicator	Indicator	Description	Value
10.2	Use of computers	Percentage of young women age 15-24 years who used a computer during the last 12 months	
		National	6.1
		Division	
		Barisal	3.4
		Chittagong	4.9
		Dhaka	8.8
		Khulna	6.8
		Rajshahi	5.4
		Rangpur	3.3
		Sylhet	4.5
10.3	Use of internet	Percentage of young women age 15-24 years who used the internet during the last 12 months	
		National	3.0
		Division	
		Barisal	0.9
		Chittagong	2.1
		Dhaka	5.3
		Khulna	2.0
		Rajshahi	1.7
		Rangpur	1.4
		Sylhet	3.3

NOTES

ⁱRates refer to mid-2009. The West Model Life table was assumed to approximate the age pattern of mortality in Bangladesh

ⁱⁱWeight and height/length measurements were successfully completed for 95.3 and 92.9 per cent of children under age 5, respectively

ⁱⁱⁱInfants receiving breast milk, and not receiving any other fluids or foods, with the exception of oral rehydration solution, vitamins, mineral supplements and medicines

^{iv}Infants receiving breast milk and certain fluids (water and water-based drinks, fruit juice, ritual fluids, oral rehydration solution, drops, vitamins, minerals, and medicines), but do not receive anything else (in particular, non-human milk and food-based fluids)

^vInfants age 0-5 months who are exclusively breastfed, and children age 6-23 months who are breastfed and ate solid, semi-solid or soft foods

^{vi}Education indicators, wherever applicable, are based on information on reported school attendance (at any time during the school year), as a proxy for enrolment.

^{vii}Using condoms and limiting sex to one faithful, uninfected partner

^{viii}Transmission during pregnancy, during delivery, and by breastfeeding

^{ix}People (1) who think that a female teacher with the AIDS virus should be allowed to teach in school, (2) who would buy fresh vegetables from a shopkeeper or vendor who has the AIDS virus, (3) who would not want to keep it as a secret if a family member became infected with the AIDS virus, and (4) who would be willing to care for a family member who became sick with the AIDS virus

Bangladesh
Multiple Indicator Cluster Survey
2012-2013