



# EPI Surveillance Bulletin

Vol. 11 No.5

Published in 16 October 2008

## Make 17<sup>th</sup> NIDs a Success

Bangladesh was polio free since 22 August 2000 before the importation of wild polio case on 8 January 2006. Since the detection of 1st polio case Rahima at Chandpur district due to importation from India, Bangladesh has conducted four rounds of 13<sup>th</sup> NIDs, two rounds of 14<sup>th</sup>, 15<sup>th</sup> and 16<sup>th</sup> NIDs and mop-up campaigns in 2006 and 2007 to stop the transmission and importation of wild polio virus. As for today the last case of polio in Bangladesh was detected on 22 November 2006. But the threat of new importation is still valid. Globally four countries are still endemic for polio. These are India, Pakistan, Afghanistan and Nigeria. As the country is surrounded by polio endemic India, in order to maintain the polio free status Government of Bangladesh has planned to observe the 17<sup>th</sup> NIDs in 29 November 2008 (First round) and 3 January 2009 (Second round) following 4 days child-to-child search after each round. This decision has been taken in the meeting of the National Committee for Immunization Practices (NCIP) with the Secretary, Ministry of Health and Family Welfare in the chair. It was also decided that vitamin-A will be provided to 1-5 years old children in the first round and anti-helminthic (Albendazole) to 2-5 years old children in the second round along with OPV.

To maintain polio free status the following issues should be considered-

1. Strengthen routine EPI coverage with special emphasis in hard-to-reach and high risk population
2. Observance of high quality NIDs
3. High sensitive disease surveillance activity
4. Effective outbreak response of polio importation in compliance with global recommendation

For successful observance of 17<sup>th</sup> NIDs all preparatory activities have been taken and the calendar of events has been finalized as follows-

The following issues should be considered for successful implementation of 17<sup>th</sup> NIDs-

- Review and update the NIDs micro-plan
- Make effective utilization of NIDs fund specially the additional support
- Strengthen supervision at all level including hard-to-reach and high-risk areas
- Adequate and strategic placement of teams for mobile population
- Organize the NIDs site in a visible place
- Involve institutional volunteers and assign them as team leader for NIDs fixed site
- Organize evening/night sessions for street children and children of working mothers
- Formation of mobile team and route map to visit the places where children might be found (Hospital, Clinic, Orphanage, Prison, Rice mill, Construction site, Day labours in Hat-bazar etc.)

Events	Date
National advocacy and planning meeting	21-Oct
Divisional/CC advocacy and planning meeting	26-30 Oct
District/CC zonal advocacy and planning meeting	2-6 Nov
Upazila/Municipality advocacy and planning meeting	3-13 Nov
Upazila/CC/Municipal level supervisors and FWs orientation	9-20 Nov
NID volunteer orientation	16-27 Nov
Interpersonal communication through house visit by FWs	26 Oct-27 Nov
Review and finalization of NID micro-plan and vaccine management form	26 Oct-13 Nov
National and District level press briefing	27-Nov
NID Miking	27-28 Nov
Inauguration of 17 <sup>th</sup> NID at national level	28-Nov

Multi-sectoral participation is essential to make the NIDs successful. For that reason the involvement of different public-private sectors should be ensured like as previous NIDs. NGOs, Teachers-students, Rotarians, Imams, Police, Ansar-VDP, Chowkidar, volunteers should work together along-with Health and Family Planning department.

Extensive mass media campaign have been chalked out to build up people's awareness and to ensure their active participation. Bangladesh Television, Bangladesh Betar, Rotary international, Private TV channels, Newspapers, department of Mass Communication, Press Information Department, Cell phone companies, Banks, Private entrepreneurs, renowned personalities committed their contribution for 17<sup>th</sup> NIDs. Printing of all training and communication materials from national level has been completed and started to send at different level.

We hope that with all of our concerted efforts and contribution we can make the 17<sup>th</sup> NIDs successful and maintain polio free status of our country.

Surveillance Summary									
Description	2001	2002	2003	2004	2005	2006	2007	2008 <sup>1</sup>	
Number of AFP cases	1287	1365	1128	1301	1458	1619	1844	1504	
No. of compatible cases according to virologic classification system	36	0	0	2	0	2	0	0	
No. of cases with isolation of wild poliovirus	0	0	0	0	0	18	0	0	
No. of discarded polio cases (i.e., non-polio AFP)	1251	1365	1128	1299	1458	1599	1844	1392	
No. of cases pending classification	0	0	0	0	0	0	0	112	
Expected annual number of non-polio AFP cases (1/100,000 children <15 yr)*	533	549	556	563	1094	1114	1135	1153	
AFP Surveillance Performance Indicators									
Indicators	Target	2001	2002	2003	2004	2005	2006	2007	2008 <sup>1</sup>
01 Annual Non-Polio AFP rate in children < 15 years old	≥ 2.0	2.34	2.49	2.03	2.31	2.66	2.87	3.25	3.06
02 Completeness of passive reporting from facilities	≥ 90%	65%	62%	67%	82%	91%	89%	90%	94%
03 Timeliness of passive reporting from facilities	≥ 80%	38%	36%	62%	75%	84%	83%	85%	88%
04 Suspected AFP cases investigated within 48 hours of notification	≥ 80%	96%	96%	98%	98%	99%	100%	99%	99%
05 Confirmed AFP cases with 2 stool specimens collected within 14 days after paralysis onset	≥ 80%	80%	89%	90%	90%	92%	93%	92%	92%
06 Stool specimens arriving at laboratory within 3 days after collection	≥ 80%	97%	98%	99%	99%	98%	99%	100%	100%
07 Stool specimens arriving at laboratory in "good" condition "good" = 1. Presence of unmelted ice or temperature <8°C 2. Adequate volume (≥ 8 grams or size of ½ thumb) 3. No evidence of leakage 4. No evidence of desiccation (drying)	≥ 90%	100%	99%	100%	100%	100%	100%	100%	100%
08 Confirmed AFP cases receiving a follow-up exam at least 60 days after paralysis onset	≥ 80%	93%	99%	100%	98%	99%	100%	100%	95% <sup>2</sup>
09 Stool specimens with laboratory results: - Within 28 days after specimen receipt (old algorithm) - Within 14 days after specimen receipt (new algorithm)	≥ 80%	99%	100%	100%	100%	100%	98%	100%	- 80% 94%
10 Stool specimens from which non-polio enterovirus (NPEV) was isolated	≥ 10%	29%	28%	23%	20%	20%	15%	15%	23%

<sup>1</sup> Data as of October 11, 2008; <sup>2</sup> among cases occurring up to July 27, 2008; \* Prior to 2005 NPAFP rate calculated as 1/100,000 under 15 children

Please provide your feedback and comments to Dr. Md. Abdul Jalil Mondal, DPM-EPI or Dr. Md. Tazul Islam, Program Manager,  
Child Health & Limited Curative Care, EPI Bhaban, Mohakhali, Dhaka 1212 Telephone: 9880530 or 9898797  
Chief Advisor to the Editorial Board: Dr. Kazi Shahadat Hossain, Director, PHC & Line Director, ESD, DGHS, Mohakhali Dhaka.

# AFP Surveillance Performance Indicators, 2007 - 2008

District	Minimum operational target of non-polio AFP		Total # AFP <sup>1</sup>		Wild polio-virus isolated		# Compatible cases		Non- Polio AFP cases <sup>1</sup>		Pending final classif. <sup>1</sup>		Annualized Non-polio AFP Rate <sup>1</sup>		Notification within 10 d after paralysis onset <sup>1</sup>		Investigation within 48 h after notification <sup>1</sup>		% with 2 stools within 14 days <sup>1</sup>		Stool sample arriving to lab within 72 hrs <sup>1</sup>		% with 60-day follow-up <sup>2</sup>	
	2007	2008	2007	2008	2007	2008	2007	2008	2007	2008	2007	2008	2007	2008	2007	2008	2007	2008	2007	2008	2007	2008	2007	2008
Barisal Division																								
Barguna	7	7	23	11					23	11	0	0	6.25	3.76	100%	100%	100%	100%	87%	100%	100%	100%	100%	100%
Barisal (non BCC)	18	18	48	42					48	41	0	1	5.30	5.72	92%	95%	100%	98%	90%	93%	100%	100%	100%	100%
BCC only	2	2	4	4					4	4	0	0	3.87	4.82	100%	100%	100%	100%	100%	100%	100%	100%	NA	100%
Bhola	15	16	39	47					39	45	0	2	5.08	7.32	95%	96%	100%	100%	97%	98%	97%	100%	100%	100%
Jhalakati	6	6	12	10					12	10	0	0	4.10	4.31	100%	100%	100%	100%	100%	100%	100%	100%	100%	100%
Patuakhali	13	13	35	21					35	20	0	1	5.30	3.79	97%	90%	100%	100%	97%	90%	97%	100%	100%	100%
Perojpur	10	10	18	18					18	15	0	3	3.79	3.96	100%	89%	100%	100%	100%	94%	100%	100%	100%	100%
Total-BAR	71	72	179	153	0	0	0	0	179	146	0	7	5.01	5.13	96%	95%	100%	99%	94%	95%	99%	100%	100%	100%
CTG Division																								
Bandarban	3	3	4	4					4	4	0	0	2.78	3.43	100%	100%	100%	100%	100%	100%	100%	100%	100%	100%
Brahmanbaria	21	21	40	25					40	24	0	1	3.81	2.86	90%	92%	98%	100%	90%	96%	100%	100%	100%	100%
Chandpur	22	22	34	26					34	24	0	2	3.14	2.72	94%	100%	100%	100%	94%	88%	100%	100%	100%	100%
Chittagong (non CCC)	39	39	53	34					53	30	0	4	2.74	1.94	92%	91%	100%	100%	91%	88%	100%	100%	100%	78%
CCC only	22	22	20	18					20	15	0	3	1.85	1.71	100%	83%	95%	100%	95%	83%	100%	100%	100%	100%
Comilla	41	42	81	52					81	50	0	2	3.94	3.04	98%	100%	100%	100%	94%	96%	100%	98%	100%	89%
Cox's Bazar	17	17	27	12					27	12	0	0	3.25	1.79	93%	92%	100%	100%	93%	92%	100%	100%	100%	100%
Feni	11	11	24	15					24	14	0	1	4.44	3.24	96%	100%	100%	100%	96%	93%	100%	100%	100%	100%
Khagrachari	6	6	12	6					12	6	0	0	4.30	2.61	92%	100%	100%	100%	100%	100%	92%	100%	100%	NA
Lakshmipur	13	13	34	14					34	13	0	1	5.13	2.45	97%	86%	100%	100%	100%	79%	100%	100%	100%	100%
Noakhali	23	24	27	20					27	19	0	1	2.32	2.04	96%	95%	96%	100%	89%	95%	100%	100%	100%	100%
Rangamati	5	5	7	3					7	2	0	1	2.73	0.96	100%	67%	86%	100%	100%	67%	100%	100%	50%	100%
Total-CTG	223	225	363	229	0	0	0	0	363	213	0	16	3.27	2.39	95%	94%	99%	100%	94%	91%	100%	100%	99%	94%
Dhaka Division																								
Dhaka (non DCC)	27	28	47	40					47	36	0	4	3.47	3.21	91%	88%	100%	100%	91%	85%	100%	100%	100%	100%
DCC only	67	71	77	72					77	63	0	9	2.29	2.27	91%	86%	100%	100%	94%	90%	100%	100%	100%	82%
Faridpur	16	16	44	27					44	23	0	4	5.58	3.65	95%	93%	100%	96%	93%	93%	100%	100%	100%	100%
Gazipur	18	19	23	25					23	23	0	2	2.52	3.15	96%	96%	100%	100%	96%	96%	100%	100%	100%	100%
Gopalganj	10	10	19	26					19	20	0	6	3.79	5.01	100%	77%	100%	96%	89%	77%	100%	100%	100%	89%
Jamalpur	19	19	49	47					49	45	0	2	5.17	5.94	96%	98%	98%	91%	94%	100%	100%	100%	100%	80%
Kishoreganj	23	23	34	33					34	30	0	3	3.02	3.34	85%	97%	100%	100%	88%	97%	100%	97%	100%	100%
Madaripur	10	10	22	19					22	19	0	0	4.52	4.92	100%	100%	100%	100%	100%	95%	100%	100%	100%	100%
Manikganj	11	12	17	16					17	16	0	0	2.97	3.51	100%	94%	100%	100%	94%	100%	100%	100%	100%	100%
Munshiganj	11	11	26	22					26	22	0	0	4.65	4.95	92%	100%	100%	95%	96%	100%	100%	100%	100%	89%
Mymensingh	40	40	49	42					49	40	0	2	2.47	2.52	90%	88%	100%	98%	90%	93%	100%	100%	100%	100%
Narayanganj	20	20	30	23					30	22	0	1	2.99	2.73	87%	91%	100%	100%	90%	91%	100%	100%	100%	100%
Narsingdhi	18	18	24	22					24	22	0	0	2.71	3.09	88%	100%	100%	100%	92%	100%	100%	100%	100%	100%
Netrokona	18	18	42	24					42	22	0	2	4.75	3.12	93%	88%	100%	100%	86%	96%	100%	100%	100%	100%
Rajbari	9	9	13	12					13	10	0	2	3.05	2.94	100%	83%	100%	100%	100%	83%	100%	100%	100%	100%
Sariatpur	10	10	21	19					21	17	0	2	4.34	4.40	100%	84%	100%	95%	95%	89%	100%	100%	100%	100%
Sherpur	11	11	21	17					21	16	0	1	3.75	3.59	81%	100%	100%	100%	90%	100%	100%	100%	100%	75%
Tangail	28	29	42	43					42	38	0	5	2.96	3.37	86%	86%	100%	100%	93%	91%	100%	100%	100%	73%
Total-DHAKA	366	374	600	529	0	0	0	0	600	484	0	45	3.29	3.29	92%	91%	100%	98%	92%	93%	100%	100%	100%	91%
Khulna Division																								
Bagerhat	13	13	19	17					19	17	0	0	2.92	3.29	100%	100%	100%	100%	95%	100%	100%	100%	100%	100%
Chuadanga	10	10	14	21					14	18	0	3	2.95	4.70	93%	95%	100%	100%	100%	86%	86%	100%	100%	83%
Jessore	22	23	38	32					38	27	0	5	3.38	3.00	95%	88%	97%	100%	95%	81%	100%	100%	100%	100%
Jhenaidah	14	14	23	16					23	16	0	0	3.25	2.83	100%	100%	100%	100%	87%	88%	100%	100%	100%	80%
Khulna (non KCC)	13	13	25	20					25	19	0	1	3.90	3.73	96%	95%	100%	100%	100%	95%	100%	100%	100%	75%
KCC only	8	8	10	6					10	6	0	0	2.42	1.81	100%	83%	100%	100%	90%	100%	100%	100%	100%	100%
Kushtia	16	16	21	21					21	21	0	0	2.66	3.32	90%	95%	95%	90%	86%	90%	100%	100%	100%	100%
Magura	7	8	14	12					14	11	0	1	3.74	3.66	100%	83%	100%	100%	100%	83%	100%	100%	100%	80%
Meherpur	5	6	15	13					15	12	0	1	5.54	5.51	93%	92%	93%	100%	93%	100%	100%	100%	100%	100%
Narail	6	6	10	16					10	15	0	1	3.36	6.35	90%	81%	100%	100%	100%	88%	100%	100%	NA	100%
Satkhira	17	17	21	26					21	25	0	1	2.52	3.76	90%	100%	100%	100%	90%	92%	100%	100%	100%	86%
Total-KHU	131	134	210	200	0	0	0	0	210	187	0	13	3.20	3.56	95%	93%	99%	99%	94%	90%	99%	100%	100%	91%
Raj Division																								
Bogra	27	27	31	24					31	22	0	2	2.29	2.04	77%	88%	94%	100%	77%	88%	100%	100%	100%	100%
Dinajpur	24	24	35	22					35	18	0	4	2.91	1.87	86%	82%	97%	100%	91%	82%	100%	100%	100%	100%
Gaibandha	19	19	24	25			</																	

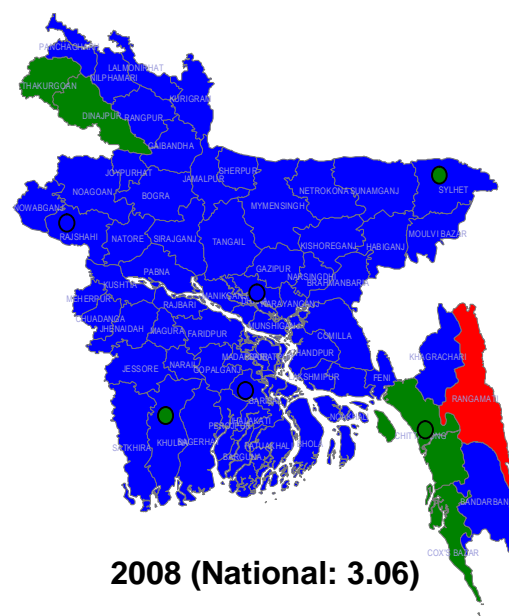
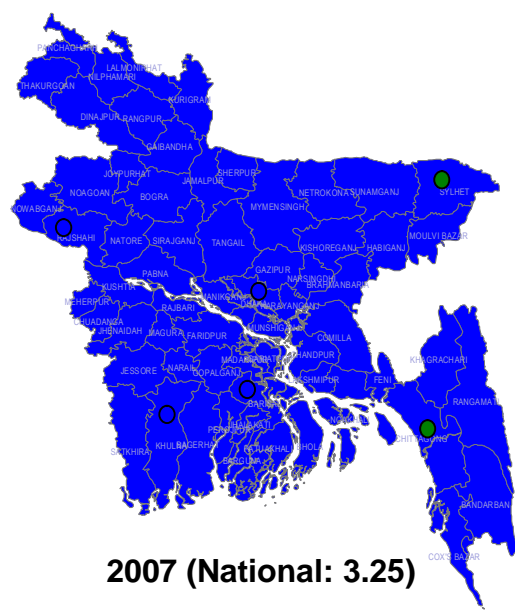
# Disease Surveillance, 2007 - 2008

District	Neonatal Tetanus						Measles								AEFI	
	# of case reported by Active Surveillance		# of case reported by Passive Surveillance		# of case Investigated		# of case reported by Active Surveillance		# of case reported by Passive Surveillance		Outbreak*				# of case Reported	
											Number of Outbreak (% Investigated)		# of cases			
	2007	2008	2007	2008	2007	2008	2007	2008	2007	2008	2007	2008	2007	2008	2007	2008
Barisal Division																
Barguna	4		2	1			4	1	18	17					11	12
Barisal (non BCC)	1	1	1	5	3	2	4	2	8	13					27	36
BCC only	1				1		3								0	1
Bhola	4	2	6	4	5	2			13	4					16	12
Jhalakhati	1	2		1	1	2	3	1	5	1					10	6
Patuakhali	1		3				14	4	21	12					6	5
Pirojpur			1	1			1			7					24	9
Total BAR	12	5	13	12	10	6	29	8	65	54			0	0	94	81
CTG Division																
Bandarban	9								6						4	6
Brahmanbaria		4	12	3	10	4			18						6	23
Chandpur	2		1	2		2	1	3	52	40					21	42
Chittagong (non CCC)	2	1	5				1	4	6	10					3	10
CCC only	1	2	2		2	2	3	8	6						2	6
Comilla	2		2		1			1	31	9					5	7
Cox's Bazar	6		1	1	2		1		3						9	4
Feni	1		8		6				27	17					7	12
Khagrachari	3		1		1				2	1					7	1
Laxmipur	9	3	2	3	4	3			32	45					15	18
Noakhali		3	6	3	10	3	3	2	2	6					6	12
Rangamati							1		7	1					1	
Total-CTG	35	13	40	12	36	14	10	18	174	147			0	0	86	141
Dhaka Division																
Dhaka (non DCC)		1	4			1		1	81	54					38	36
DCC only	2	2	5	4		5	18	25	444	504	2(100%)		521		71	113
Faridpur	1		3	1	1				33	28					50	69
Gazipur	2	3	4	1	1	3	4	3	5	3	1(100%)		177		11	15
Gopalganj	1	2	3	3		2			19	17					10	26
Jamalpur	2	1	7	4	2	1			44	49					31	34
Kishoreganj	15	6	15	7	5	3	11	13	13	28					21	39
Madaripur	1	1	1	2	1	2	1	3	38	42					53	63
Manikganj		2	3	1		1	2		124	89					43	38
Munshiganj		1	3			1	3	2	158	171					40	54
Mymensingh	10	4	13	5	12	4	7		14	61					24	60
Narayanganj	1	1	2		1			1	47	67	1(100%)		80		23	33
Narsingdhi		1	1			1	1	3	2	3					20	11
Netrokona	3	1	5	2	5	2	3		57	31					29	28
Rajbari									21	28					9	98
Shariatpur	1		1					2	20	20					41	48
Sherpur	1		2	2					20	23					12	23
Tangail	3	1	1	4	3	2	18	8	21	18					16	52
Total-DHAKA	43	27	73	36	31	28	68	61	1,161	1,236	4(100%)		778	0	542	840
Khulna Division																
Bagerhat	3	2	5	4	2	1	1	1	17	49					43	34
Chuadanga		1	1	1		1	2	2	40	29					22	20
Jessore	4		6	1	4		2	12	5	50					21	15
Jhenaidah	1		1		1		2		7	19					18	22
Khulna (non KCC)	2				1			1	46	9					38	29
KCC only	1		2					1	1	5					7	13
Kushtia	5	2	4	1	5	3	4		82	43					26	20
Magura							3	5	21	59					9	15
Meherpur			1						20	11					9	4
Narail	4	2	2	1	5	2	1	1	9	13					5	11
Satkhira	2	1	2	1	2	2	1		18	5					28	20
Total-KHU	22	8	24	9	20	9	16	23	266	292			0	0	226	203
Raj Division																
Bogra	4	2	2	4	5	3	9	2	12	23					89	84
Dinajpur	4	2	7	3	4	3		5	10	16					29	42
Gaibandha	1	1	4	2	3	4				1					10	33
Joypurhat				1				2	7	14					15	20
Kurigram	1				1			3		6					3	10
Lalmonirhat	1	2				1			4	1					16	16
Natore	3	1	4		3	1	5	3	25	59					18	43
Nilphamari		1		1		2									18	19
Noagoan	3	2	2	3	3	2	4	6	29	84					22	36
Nowabganj	1	2	1	1	1	2	2	3	10	31					19	22
Pabna	1	3	3	2	1	1		6	9	42					19	35
Panchagarh	1	1	2	1	1	1		1	6	2					18	13
Rajshahi (non RCC)	2	2	1	2	2	2	7	7	20	22					29	34
RCC only								3	161	61	1 (100%)		49		27	40
Rangpur	2							1		1					7	27
Sirajganj	1				1		2		12	3					7	11
Thakurgaon	2	1	5	1	2	1	1	4	3	3					38	27
Total-RAJ	27	20	31	21	27	23	30	46	308	369	1 (100%)		49	0	384	512
Sylhet Division																
Habiganj	7	2	6	3	7	4			14	10					23	22
Maulvibazar	6	4	5	4	6	4	1		22	15					12	8
Sunamganj	11	7	11	4	14	7	31	28	46	40					13	20
Sylhet (non SCC)	3	5	3	5	3	5	2	5	35	26					8	5
SCC only		1					8	18	6	6					1	2
Total-SYL	27	19	25	16	30	20	42	51	123	97			0	0	57	57
National	166	92	206	106	154	100	195	207	2,097	2,195	5 (100%)	0	827	0	1,389	1,834

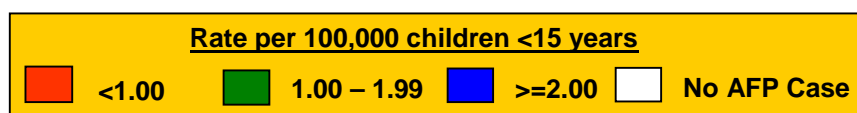
Data as of 14 October 2008, \* Only Lab Confirmed Measles and Mixed Type outbreak Cases

Data as of 14 October 2008, \* Only Lab Confirmed Measles and Mixed Type outbreak Cases

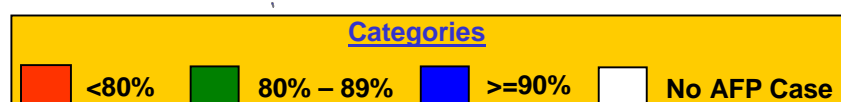
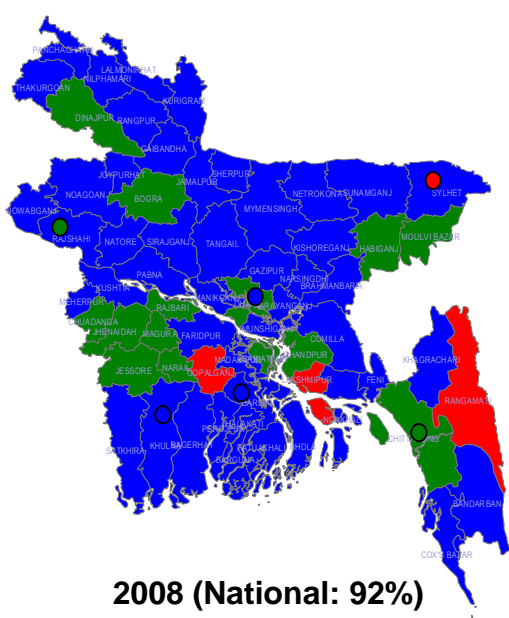
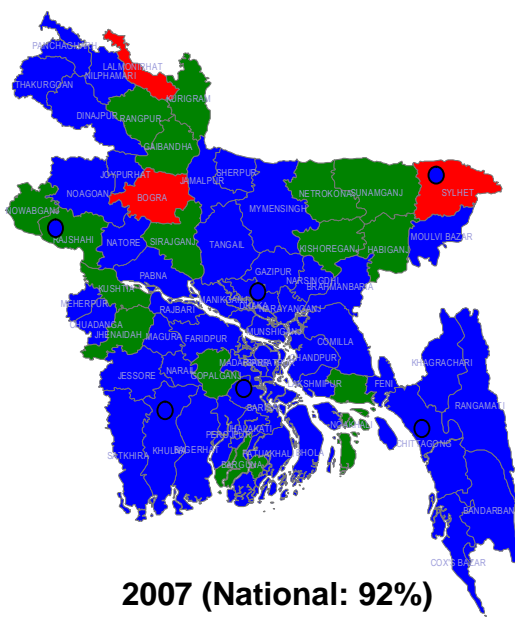
## Annualized Non-Polio AFP Rate, by District, Bangladesh 2007-2008\*



\*Data as of 11 October 2008



## Percentage of AFP Cases with Two Stool Samples Collected within 14 days of Paralysis Onset, by District, Bangladesh 2007-2008\*



\*Data as of 11 October 2008

International Developmental Partners for Polio Eradication in Bangladesh include Centers for Disease Control and Prevention, Atlanta, Governments of Japan, the Netherlands, USAID, Rotary International, U.K. DFID, UN Foundation, UNICEF and WHO