



EPI Surveillance Bulletin

Vol. 13 No.1

Published in 25 January 2010

18th NID coverage and Upcoming Measles Vaccination Campaign

Bangladesh has successfully completed 18th NID. Analysis of data from the independent observers checklists show that high coverage in this 18th NID has also been achieved. According to the findings of the data 98.4% of the targeted 22 million 0-59 months old children were provided OPV nationally. 92.7% of those children were vaccinated at NID sites and 5.7% during house to house child search. Division wise coverage is also ranging from 97.2% in Barisal to 99% in Sylhet.

Measles Vaccination Campaign with OPV Distribution:

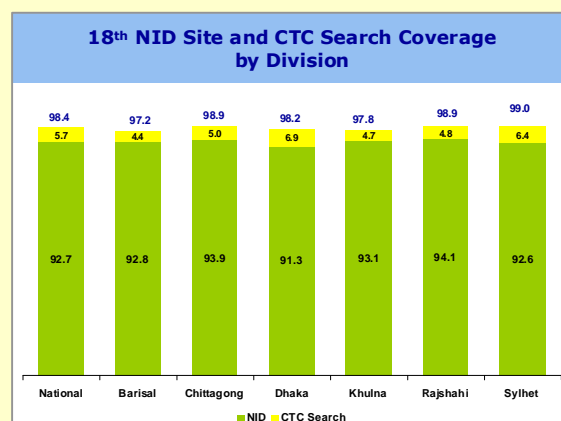
The Measles vaccination campaign integrated with OPV distribution will be conducted as a rolling campaign in two weeks from 14-28 February 2010 through EPI outreach sites without hampering routine EPI sessions. In the rural areas, regular vaccinators will work in routine EPI outreach sites. In all routine EPI sites vaccination will be done from 8 am to 3 pm in all working days including Saturday. In the urban areas all trained vaccinators will work in all EPI sites. At least one fixed site in all UHC, District Hospital, Medical College Hospital, City Corporation Ward and Municipality will remain open on every working day during campaign.

All children aged 0-59 months will be vaccinated with OPV regardless of previous vaccination status and all children aged 9 - 59 months will be vaccinated with Measles vaccine considering the eligibility in this Measles vaccination campaign. Children who will receive OPV on the day of campaign will be tallied as campaign doses. Only those who will eligible for routine OPV on the day of routine EPI sessions will be tallied as routine doses and all other children will be tallied as campaign doses. However, a child who received measles vaccine within last 28 days will not be eligible to get vaccine; the child should wait until 28 days are over and if possible get vaccine in the campaign. If a child has not received routine measles vaccine, the dose given during campaign will be considered as campaign dose. The guardian of the child will be requested to bring him/her to any routine EPI sites after 28 days to get routine dose of Measles before the child's second birth day.

In order to make the measles vaccination campaign a success all preparations are underway. Training has been completed for all supervisors, workers, vaccinators and volunteers. Registration of target children, IPC with household members, religious leaders, and public representatives; advocacy meeting at national, divisional, district, upazila, city corporation and municipalities level; meeting with professional bodies like Bangladesh Medical Association (BMA), the Pediatric Association, renowned Medical Professionals and News Editors are being done.

Bangladesh Television, Bangladesh Betar, Private TV Channels, News papers, department of mass communication and renowned personalities are being going to contribute a lot in mass awareness. Like previous national campaign the health and family planning field workers are relentlessly working with NGO workers and volunteers from all walks of the community to sensitize people and implement the campaign successfully.

We are very much optimistic to effectively complete the upcoming measles vaccination campaign with OPV distribution with support from all walks of people. Let us work together sincerely to make the campaign a real success.



Surveillance Summary										
Description	2001	2002	2003	2004	2005	2006	2007	2008	2009 ¹	
Number of AFP cases	1287	1365	1128	1301	1458	1619	1844	1790	1501	
No. of compatible cases according to virologic classification system	36	0	0	2	0	2	0	0	0	
No. of cases with isolation of wild poliovirus	0	0	0	0	0	18	0	0	0	
No. of discarded polio cases (i.e., non-polio AFP)	1251	1365	1128	1299	1458	1599	1844	1790	1467	
No. of cases pending classification	0	0	0	0	0	0	0	0	34	
Expected annual number of non-polio AFP cases (2/100,000 children <15 yr)*	533	549	556	563	1094	1114	1135	1153	1178	
AFP Surveillance Performance Indicators										
Indicators	Target	2001	2002	2003	2004	2005	2006	2007	2008	2009 ¹
01 Annual Non-Polio AFP rate in children < 15 years old	≥ 2.0	2.34	2.49	2.03	2.31	2.66	2.87	3.25	3.10	2.50
02 Completeness of passive reporting from facilities	≥ 90%	65%	62%	67%	82%	91%	89%	90%	93%	91%
03 Timeliness of passive reporting from facilities	≥ 80%	38%	36%	62%	75%	84%	83%	85%	87%	86%
04 Suspected AFP cases investigated within 48 hours of notification	≥ 80%	96%	96%	98%	98%	99%	100%	99%	99%	99%
05 Confirmed AFP cases with 2 stool specimens collected within 14 days after paralysis onset	≥ 80%	80%	89%	90%	90%	92%	93%	92%	92%	94%
06 Stool specimens arriving at laboratory within 3 days after collection	≥ 80%	97%	98%	99%	99%	98%	99%	100%	100%	100%
07 Stool specimens arriving at laboratory in "good" condition "good" = 1. Presence of unmelted ice or temperature <8°C 2. Adequate volume (≥ 8 grams or size of ½ thumb) 3. No evidence of leakage 4. No evidence of desiccation (drying)	≥ 90%	100%	99%	100%	100%	100%	100%	100%	100%	100%
08 Confirmed AFP cases receiving a follow-up exam at least 60 days after paralysis onset	≥ 80%	93%	99%	100%	98%	99%	100%	100%	99%	95% ²
09 Stool specimens with laboratory results: - Within 28 days after specimen receipt (old algorithm) - Within 14 days after specimen receipt (new algorithm)	≥ 80%	99%	100%	100%	100%	100%	98%	100%	-	-
10 Stool specimens from which non-polio enterovirus (NPEV) was isolated	≥ 10%	29%	28%	23%	20%	20%	15%	15%	23%	19%

¹ Data as of January 23, 2010; ² among cases occurring up to November 8, 2009; * Prior to 2005 NPAPF rate calculated as 1/100,000 under 15 children

Please provide your feedback and comments to Dr. Md. Zahurul Haque, DPM-EPI or Dr. Md. Abdul Jalil Mondal, Program Manager,
Child Health & Limited Curative Care, EPI Bhaban, Mohakhali, Dhaka 1212 Telephone: 9880530 or 9898797

Chief Advisor to the Editorial Board: Dr. Md. Shamsul Haque, Director (in Charge), PHC & Line Director-ESD, DGHS, Mohakhali Dhaka.

AFP Surveillance Performance Indicators, 2008 - 2009

District	Minimum operational target of non-polio AFP		Total # AFP ¹		Wild polio-virus isolated		# Compatible cases		Non- Polio AFP cases ¹		Pending final classif. ¹		Annualized Non-polio AFP Rate ¹		Notification within 10 d after paralysis onset ¹		Investigation within 48 h after notification ¹		% with 2 stools within 14 days ¹		Stool sample arriving to lab within 72 hrs ¹		% with 60-day follow-up ²	
	2008	2009	2008	2009	2008	2009	2008	2009	2008	2009	2008	2009	2008	2009	2008	2009	2008	2009	2008	2009	2008	2009	2008	2009
Barisal Division																								
Barguna	7	7	12	10					12	10	0	0	3.23	2.67	100%	90%	100%	100%	100%	90%	100%	100%	100%	100%
Barisal (non BCC)	18	18	51	29					51	29	0	0	5.61	3.17	94%	100%	98%	100%	92%	100%	100%	100%	100%	100%
BCC only	2	2	4	3					4	3	0	0	3.80	2.80	100%	100%	100%	100%	100%	100%	100%	100%	100%	100%
Bhola	16	16	62	39					62	39	0	0	7.95	4.93	94%	100%	100%	100%	97%	97%	100%	100%	100%	100%
Jhalakati	6	6	13	14					13	14	0	0	4.42	4.74	100%	100%	100%	100%	100%	100%	100%	100%	100%	100%
Patuakhali	13	14	25	19					25	17	0	2	3.73	2.50	88%	89%	100%	100%	88%	89%	100%	100%	100%	100%
Perojpur	10	10	21	24					21	24	0	0	4.38	4.96	90%	96%	100%	100%	90%	96%	100%	100%	100%	100%
Total BAR	72	73	188	138	0	0	0	0	188	136	0	2	5.21	3.73	94%	97%	99%	100%	94%	96%	100%	100%	100%	100%
CTG Division																								
Bandarban	3	3	4	5					4	5	0	0	2.71	3.30	100%	100%	100%	100%	100%	100%	100%	100%	100%	67%
Brahmanbaria	21	22	35	25					35	24	0	1	3.29	2.23	94%	92%	97%	92%	97%	96%	100%	100%	100%	100%
Chandpur	22	23	34	23					34	23	0	0	3.04	1.99	94%	91%	100%	100%	88%	83%	100%	100%	100%	100%
Chittagong (non CCC)	39	40	43	42					43	38	0	4	2.19	1.91	86%	88%	100%	98%	84%	90%	100%	100%	100%	40%
CCC only	22	23	23	18					23	18	0	0	2.07	1.57	87%	100%	100%	100%	87%	100%	100%	100%	80%	100%
Comilla	42	42	61	52					61	52	0	0	2.93	2.46	100%	98%	100%	98%	98%	98%	98%	100%	93%	91%
Cox's Bazar	17	17	20	20					20	19	0	1	2.35	2.19	95%	100%	100%	100%	95%	95%	100%	100%	100%	100%
Feni	11	11	18	10					18	10	0	0	3.28	1.79	100%	90%	100%	100%	94%	100%	100%	100%	100%	100%
Khagrachari	6	6	7	10					7	10	0	0	2.40	3.27	100%	90%	100%	100%	86%	100%	100%	100%	NA	100%
Lakshmipur	13	14	20	17					20	17	0	0	2.98	2.50	90%	100%	100%	100%	85%	100%	100%	100%	100%	100%
Noakhali	24	24	27	20					27	15	0	5	2.28	1.25	96%	80%	96%	90%	85%	70%	100%	100%	100%	100%
Rangamati	5	5	3	10					3	9	0	1	1.13	3.31	67%	80%	100%	100%	67%	80%	100%	100%	100%	100%
Total-CTG	225	230	295	252	0	0	0	0	295	240	0	12	2.61	2.08	94%	93%	99%	98%	91%	92%	100%	100%	98%	87%
Dhaka Division																								
Dhaka (non DCC)	28	30	46	40					46	39	0	1	3.23	2.61	89%	100%	100%	100%	87%	93%	100%	100%	100%	100%
DCC only	71	74	88	71					88	70	0	1	2.50	1.89	86%	93%	100%	100%	90%	94%	100%	100%	100%	89%
Faridpur	16	16	34	18					34	17	0	1	4.25	2.09	88%	89%	97%	100%	88%	89%	100%	100%	100%	100%
Gazipur	19	19	27	21					27	21	0	0	2.92	2.23	93%	86%	100%	100%	93%	86%	100%	98%	100%	100%
Gopalganj	10	10	31	26					31	25	0	1	6.13	4.90	74%	81%	94%	100%	74%	88%	100%	100%	100%	100%
Jamalpur	19	20	53	51					53	51	0	0	5.51	5.23	96%	98%	92%	98%	98%	94%	100%	99%	100%	89%
Kishoreganj	23	23	40	38					40	38	0	0	3.51	3.30	93%	97%	100%	95%	95%	97%	100%	100%	100%	100%
Madaripur	10	10	20	17					20	17	0	0	4.08	3.45	100%	88%	100%	82%	95%	88%	100%	100%	100%	100%
Manikganj	12	12	18	23					18	23	0	0	3.11	3.93	94%	96%	100%	100%	100%	96%	100%	100%	100%	100%
Munshiganj	11	11	28	18					28	18	0	0	4.97	3.17	100%	100%	96%	94%	100%	100%	100%	100%	100%	50%
Mymensingh	40	41	47	41					47	39	0	2	2.34	1.92	83%	83%	98%	100%	87%	85%	100%	99%	100%	100%
Narayanganj	20	21	27	24					27	22	0	2	2.64	2.11	93%	100%	100%	96%	93%	96%	100%	100%	100%	67%
Narsingdhi	18	18	25	20					25	20	0	0	2.76	2.17	100%	95%	100%	100%	100%	95%	100%	100%	100%	100%
Netrokona	18	18	28	21					28	20	0	1	3.13	2.20	89%	96%	100%	100%	96%	90%	100%	100%	100%	80%
Rajbari	9	9	14	9					14	9	0	0	3.24	2.06	86%	89%	93%	100%	86%	89%	100%	100%	100%	100%
Sariatpur	10	10	29	15					29	15	0	0	5.91	3.02	86%	87%	97%	100%	93%	93%	100%	100%	100%	100%
Sherpur	11	11	18	25					18	25	0	0	3.18	4.37	100%	96%	100%	100%	100%	96%	100%	100%	100%	100%
Tangail	29	29	46	39					46	39	0	0	3.21	2.70	87%	82%	100%	100%	91%	95%	100%	100%	100%	100%
Total-DHAKA	374	382	619	517	0	0	0	0	619	508	0	9	3.32	2.66	90%	92%	98%	98%	92%	93%	100%	100%	100%	94%
Khulna Division																								
Bagerhat	13	13	19	20					19	19	0	1	2.90	2.89	100%	90%	100%	100%	100%	90%	100%	100%	100%	100%
Chuadanga	10	10	23	15					23	13	0	2	4.73	2.61	96%	100%	100%	100%	87%	93%	100%	100%	100%	100%
Jessore	23	23	34	23					34	23	0	0	2.98	1.98	88%	100%	100%	100%	82%	91%	100%	100%	100%	100%
Jhenaidah	14	15	20	17					20	17	0	0	2.79	2.33	95%	94%	100%	100%	85%	100%	100%	100%	100%	100%
Khulna (non KCC)	13	13	22	16					22	16	0	0	3.40	2.45	95%	100%	100%	100%	95%	100%	100%	100%	100%	100%
KCC only	8	9	8	6					8	6	0	0	1.90	1.40	88%	100%	100%	100%	100%	100%	100%	100%	100%	100%
Kushtia	16	16	27	22					27	21	0	1	3.37	2.58	96%	95%	89%	91%	93%	95%	100%	100%	100%	100%
Magura	8	8	14	8					14	8	0	0	3.67	2.06	86%	88%	100%	100%	86%	88%	100%	100%	100%	100%
Meherpur	6	6	13	6					13	6	0	0	4.71	2.13	92%	100%	100%	100%	100%	100%	100%	100%	100%	75%
Narail	6	6	19	8					19	8	0	0	6.35	2.66	84%	88%	100%	100%	89%	100%	100%	100%	100%	100%
Satkhira	17	17	28	30					28	30	0	0	3.32	3.50	100%	97%	100%	100%	93%	97%	100%	100%	100%	100%
Total-KHU	134	136	227	171	0	0	0	0	227	167	0	4	3.40	2.47	93%	96%	99%	99%	91%	95%	100%	100%	100%	97%
Raj Division																								
Bogra	27	28	32	31					32	31	0	0	2.33	2.23	88%	90%	100%	100%	84%	90%	100%	100%	100%	100%
Dinajpur	24	25	24	25					24	25	0	0	1.96	2.01	88%	92%	100%	100%	83%	100%	100%	100%	100%	100%
Gaibandha	19	19	30	23					30	23	0	0	3.20	2.43	83%	96%	93%	100%	90%	100%	100%	100%	100%	100%
Joypurhat	8	8	11	10					11	10	0	0	2.89	2.60	82%	100%	100%	100%	91%	100%	100%	100%	100%	100%
Kurigram	16	16	20	17					20	17	0	0	2.55	2.15	100%	94%	90%	100%	95%	100%	100%	100%	100%	100%
Lalmonirhat	10	10	12	14					12	14	0	0	2.37	2.72	83%	100%	100%	100%	92%	100%	100%	100%	100%	100%
Natore	13	14	27	17					27	17	0	0	4.03	2.51	96%	100%	100%	100%	100%	100%	100%	100%	100%	100%
Nilphamari	14	15	27	16					27	15	0	1	3.75	2.05	100%	94%	100%	100%	100%	94%	100%	100%</		

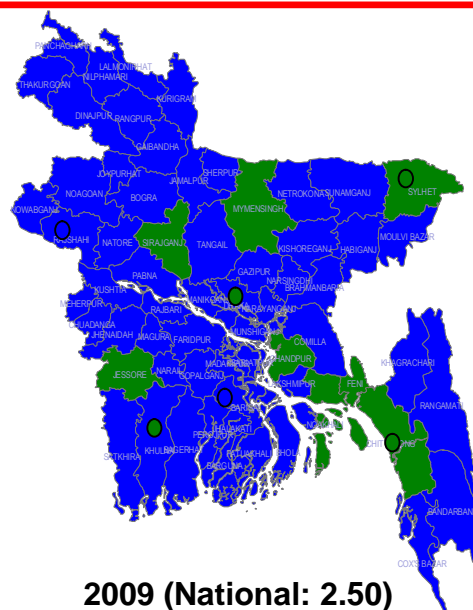
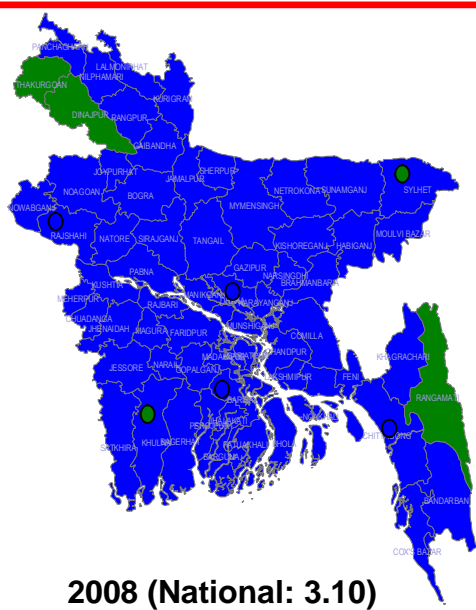
Disease Surveillance, 2008 - 2009

District	Neonatal Tetanus						Measles								AEFI	
	# of case reported by Active Surveillance		# of case reported by Passive Surveillance		# of case Investigated		# of case reported by Active Surveillance		# of case reported by Passive Surveillance		Outbreak*				# of case Reported	
											Number of Outbreak (% Investigated)		# of cases			
	2008	2009	2008	2009	2008	2009	2008	2009	2008	2009	2008	2009	2008	2009	2008	2009
Barisal Division																
Barguna		1	1	1		2	1		18	21					15	6
Barisal (non BCC)	2	2	7	3	2	2	2		22	6					46	34
BCC only																2
Bhola	3	1	8	3	6	3			5	2					14	3
Jhalakhati	3	2	2	4	3	2	2		2	1					7	9
Patuakhali		3		3		2	4	3	15	3					6	1
Pirojpur			1			1			9	1					17	13
Total BAR	8	9	19	14	11	12	9	3	71	34			0	0	105	68
CTG Division																
Bandarban									1						6	4
Brahmanbaria	5	6	5	7	7	8		1	18	20					25	10
Chandpur			2		2		3	6	46	46					53	32
Chittagong (non CCC)	1	1		3		1	4		10	2					10	11
CCC only	2	2	3	1	2	2	8	2	6	3					7	4
Comilla	1	1		1	1	1	1		12	8					10	7
Cox's Bazar		2	1	1		2				1					5	6
Feni								1	19	14					17	6
Khagrachari	1	2	1	1		1		1	1	6					5	4
Laxmipur	3	5	3	4	3	5		2	46	10					22	18
Noakhali	4	8	3	9	4	7	2	2	9	27					12	9
Rangamati									1							5
Total-CTG	17	27	18	27	19	27	18	15	168	138			0	0	172	116
Dhaka Division																
Dhaka (non DCC)	2	2	2	1	1	2	1		63	11					41	23
DCC only	2	5	4		5	5	25	12	594	255		1 (100%)		76	176	108
Faridpur	1	1	1		1	2			29	8					85	69
Gazipur	3		1	2	3	1	3		3	7					17	21
Gopalganj	2	3	5	2	3	3	1		22	9					26	5
Jamalpur	2		5	2	2				58	150					41	28
Kishoreganj	7	7	9	6	3	5	13	13	31	17					46	29
Madaripur	4		3		4		3	7	48	19					79	53
Manikganj	2		1		1			2	89	9					45	33
Munshiganj	2		1		1		2		176	45					69	51
Mymensingh	4	7	5	6	5	9	1	3	73	65					83	52
Narayanganj	1	1				1	1		68	11					39	18
Narsingdhi	4		2		3		3		3	4					11	29
Netrokona	1		5	1	2				33	37					36	21
Rajbari									40	50					109	45
Shariatpur	1	3	1	1		3	2	3	23	16					63	41
Sherpur		1	2	2		1			30	24					26	12
Tangail	4	1	8		6	1	9	6	19	29					68	71
Total-DHAKA	42	31	55	25	40	33	64	46	1,402	766		1 (100%)	0	76	1,060	709
Khulna Division																
Bagerhat	3	2	5	2	2	1	2		51	7					41	32
Chuadanga	1	2	1	2	1	2	2	2	31	2					22	25
Jessore		4		4		3	14	3	63	16					23	28
Jhenaidah								2	22	20					26	22
Khulna (non KCC)	1	3	1	3	1	3	1		11	4					34	29
KCC only	1				1		3		8	1					16	11
Kushtia	3	2	1	1	3	2		2	45	11					26	18
Magura		1		1		1	5		76	17					21	19
Meherpur								7	11	26					6	10
Narail	3	2	3	1	4	2	1	1	14	9					13	15
Satkhira	2		1		3				7						26	22
Total-KHU	14	16	12	14	15	14	28	17	339	113			0	0	254	231
Raj Division																
Bogra	2	3	3	1	3	3	2	4	24	22					121	91
Dinajpur	4	1	4	1	4	1	6		19	13					56	69
Gaibandha	1	3	2	3	4	2		1	3	2					44	36
Joypurhat							2		14	4					25	16
Kurigram		4		1		3	3	2	7	10					16	11
Lalmonirhat	2	1		2	1	1	1	2	1						24	21
Natore	4		3	1	4		5	3	74	50	1(100%)		132	0	51	16
Nilphamari	1		1	1	2			3		4					25	13
Noagoan	2	1	3		2	1	7	4	90	49					43	26
Nowabganj	2		2		2		4	5	38	17					24	20
Pabna	3		2		1		20	18	65	88					44	31
Panchagarh	1		2		1		2		5	2					19	18
Rajshahi (non RCC)	3		3		3		8		31	30					43	43
RCC only							3	3	64	68					48	50
Rangpur	3	2		1	3	2	1		2	8					32	18
Sirajganj		2				2			3	8					15	9
Thakurgaon	1	2	1	3	1	2	4	1	5	4					35	31
Total-RAJ	29	19	26	14	31	17	68	46	445	379	1(100%)		132	0	665	519
Sylhet Division																
Habiganj	3	3	4	2	6	2			10	4					25	15
Maulvibazar	7	4	6	5	5	4		4	15	14		1(100%)		48	10	8
Sunamganj	8	7	7	7	8	1	28	4	40	8					20	13
Sylhet (non SCC)	5	4	5	2	7	3	6	1	32	19					7	9
SCC only	1	1		2		1	19	13	6	12					4	1
Total-SYL	24	19	22	18	26	11	53	22	103	57		1(100%)	0	48	66	46
National	134	121	152	112	142	114	240	149	2,528	1,487	1(100%)	2(100%)	132	124	2,322	1,689

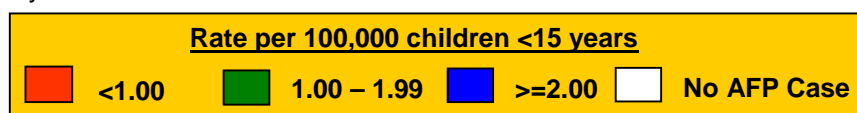
Data as of 25 January 2010, * Only Lab Confirmed Measles and Mixed Type outbreak Cases

Data as of 25 January 2010, * Only Lab Confirmed Measles and Mixed Type outbreak Cases

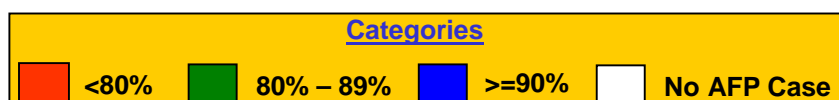
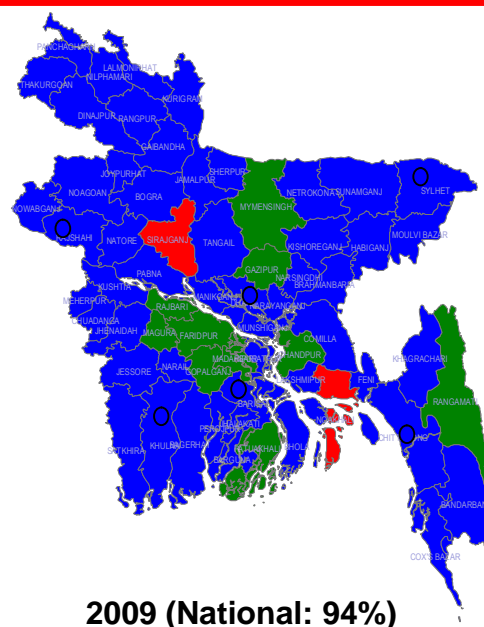
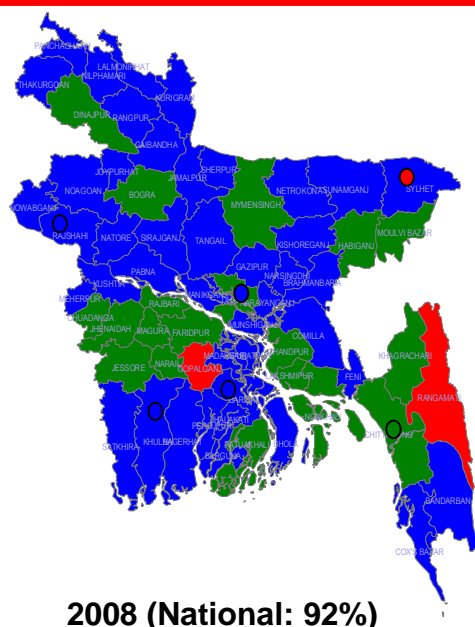
Annualized Non-Polio AFP Rate, by District, Bangladesh 2008-2009*



*Data as of 23 January 2010



Percentage of AFP Cases with Two Stool Samples Collected within 14 days of Paralysis Onset, by District, Bangladesh 2008-2009*



*Data as of 23 January 2010

International Developmental Partners for Polio Eradication in Bangladesh include Centers for Disease Control and Prevention, Atlanta, Governments of Japan, the Netherlands, USAID, Rotary International, U.K. DFID, UN Foundation, UNICEF and WHO