



# EPI Surveillance Bulletin



Epidemiologic Week 37: September 4 – 10, 2005

Vol. 8 No.5

August 2005

## Bangladesh observes five years of polio free status

The last case of polio in Bangladesh occurred in 2000. Dolly, a toddler in Dhaka City Corporation had onset of paralysis in her left leg on 22 August 2000. Bangladesh has a well organized Acute Flaccid Paralysis (AFP) program for eradicating poliomyelitis from the country. The program is recognized for its high performance standards. The fact that no new polio case has been detected since 2000 is a great achievement towards polio eradication.

However, Bangladesh is still at risk of poliovirus importation as our neighboring country India is one of the five endemic countries of the world. More over, Indonesia experienced reemergence of polio virus circulation in March nearly a decade after it was believed to be fully eradicated from the country. It is believed that the virus had traveled to Indonesia from Sudan and the isolated strain of the virus is similar to the recently isolated viruses from Saudi Arabia and Yemen. So far, 236 children contracted polio in Indonesia. Polio case load stands at 29 in India compared to 54 for the same time period in 2004.

Polio is currently endemic in five different countries including India, Pakistan, Afghanistan, Nigeria and Niger. Other eight countries have got importation or re-establishment of polio circulation. As of 20 September 2005, twelve hundred and sixty two cases have been reported globally with Yemen topping the table with 469 cases. Presently three of the six WHO regions have been certified as polio free. These are the America region, the Europe and the Western Pacific region. Other three regions which are yet to be certified as polio free include African region, Eastern Mediterranean region and South East Asian region.

Against this back drop, Bangladesh observed its fifth consecutive year of polio free status on 21 August by holding an auspicious press briefing by Dr. Khandaker Mosharraf Hossain, the honorable Minister, Ministry of Health and Family Welfare (MOH &FW) in the conference room of the MOH & FW. High officials of the MOH & FW, representatives from the development partners and

reporters from leading news papers, BTV, Bangladesh Betar and other TV channels were present in the press briefing.

In his remarkable speech, the Minister expressed his heartfelt thanks to all health and family planning workers, health supervisors, health managers, NGOs, development partners and media for achieving this success. He also thanked the people of Bangladesh for their active participation in National Immunization days (NIDs), routine immunization and AFP surveillance.



He also cautioned us not to be complacent with this success. Referring to the global situation of polio eradication, he reminded us that no country is immune until and unless polio is eradicated from all countries of the world. "Through our all out efforts we must keep Bangladesh polio free" was the take home message of his speech.

BTV telecast a TV talk show on the topic on 22 August. High officials of Health department and members of development partners took part in the talk show. Bangladesh Betar also aired a talk show on this occasion. Districts and upazila managers held a meeting with key people to mark the day and highlighted the needs for their continuous participation and support to keep Bangladesh polio free.

## Surveillance Summary for 1999-2005 (through Epidemiologic Week 37, September 4-10, 2005)

	1999	2000	2001	2002	2003	2004	2005 <sup>1</sup>
Number of AFP cases	761	1138	1287	1365	1128	1301	1042
No. of clinically confirmed polio cases	322	197	NA	NA	NA	NA	NA
No. of compatible cases according to virologic classification system	NA	NA	36	0	0	2	0
No. of cases with isolation of wild poliovirus	29	1	0	0	0	0	0
No. of discarded polio cases (i.e., non-polio AFP)	439	941	1251	1365	1128	1299	946
No. of cases pending classification	0	0	0	0	0	0	96
Expected annual number of non-polio AFP cases (2/100,000 children <15 yr)*	505	515	533	549	556	563	1128

### AFP Surveillance Performance Indicators:

Indicator	Target	1999	2000	2001	2002	2003	2004	2005
1. Annual Non-Polio AFP rate in children < 15 years old	≥ 2/100,000*	0.87	1.82	2.34	2.49	2.03	2.31	1.34 <sup>2</sup>
2. Completeness of passive reporting from facilities	≥ 90%	66%	83%	65%	62%	67%	82%	90%
3. Timeliness of passive reporting from facilities	≥ 80%	30%	58%	38%	36%	62%	75%	82%
4. Suspected AFP cases investigated within 48 hours of notification	≥ 80%	83%	93%	96%	96%	98%	98%	99%
5. Confirmed AFP cases with 2 stool specimens collected ≤ 14 days after paralysis onset	≥ 80%	49%	68%	80%	89%	90%	90%	92%
6. Stool specimens arriving at laboratory ≤ 3 days after collection	≥ 80%	81%	92%	97%	98%	99%	99%	99%
7. Stool specimens arriving at laboratory in "good" condition "good" = 1. Presence of unmelted ice or temperature <8°C 2. Adequate volume (≥ 8 grams or size of ½ thumb) 3. No evidence of leakage 4. No evidence of desiccation (drying)	≥ 90%	97%	100%	100%	99%	100%	100%	100%
8. Confirmed AFP cases receiving a follow-up exam at least 60 days after paralysis onset	≥ 80%	97%	95%	93%	99%	100%	98%	95% <sup>3</sup>
9. Stool specimens with laboratory results ≤ 28 days after specimen receipt	≥ 80%	58%	94%	99%	100%	100%	100%	99% <sup>4</sup>
10. Stool specimens from which non-polio enterovirus (NPEV) was isolated	≥ 10%	13%	21%	29%	28%	23%	20%	22%

<sup>1</sup> Data as of Sep 10, 2005; <sup>2</sup> NPAFP rate annualized for cases as of Jul 9, 2005; <sup>3</sup> among cases as of Jun 27, 2005; <sup>4</sup> as of Aug 13, 2005 \*Prior to 2005 NPAFP rate calculated as 1/100,000 children <15 yrs.

Please provide your feedback and comments to Dr. Md. Tazul Islam, DPM-EPI or Dr. Md. Lutfur Rahman, Program Manager,  
Child Health & Limited Curative Care, EPI Bhaban, Mohakhali, Dhaka 1212 Telephone: 9880530 or 9898797

Chief Advisor to the Editorial Board: Dr. Mohd. Mahbubur Rahman, Director PHC & Line Director ESP, DGHS, Mohakhali Dhaka.

## AFP Surveillance Performance Indicators - 2005

Epiweek 37, 2005

District	# Expected non-polio AFP (2/100,000)	Total # AFP <sup>1</sup>	Wild polio virus isolated	# Compatible cases	Non-Polio AFP cases <sup>1</sup>	Pending final classif. <sup>1</sup>	Annualized Non-polio AFP Rate <sup>2</sup> (2/1,00,000)	Notification within 10 d after paralysis onset <sup>1</sup>	Investigation within 48 h after notification <sup>1</sup>	% with 2 stools within 14 days <sup>1</sup>	Stool sample arriving to lab within 72 hrs <sup>1</sup>	% with 60-day follow-up <sup>3</sup>
<b>Dhaka Division</b>												
DCC only	62	43			38	5	0.99	95%	98%	91%	100%	78%
Dhaka (non DCC)	25	27			25	2	1.71	96%	100%	93%	100%	96%
Faridpur	16	19			18	1	1.97	95%	100%	95%	100%	94%
Gazipur	18	13			12	1	1.13	100%	100%	92%	100%	80%
Gopalganj	10	16			12	4	1.49	100%	100%	100%	100%	100%
Jamalpur	19	21			18	3	1.56	86%	100%	86%	100%	87%
Kishoreganj	23	21			19	2	1.53	95%	100%	95%	100%	95%
Madaripur	10	17			16	1	2.79	88%	100%	94%	100%	100%
Manikganj	12	12			11	1	1.70	83%	100%	83%	100%	90%
Munshiganj	12	23			22	1	3.10	100%	100%	100%	100%	95%
Mymensingh	39	31			24	7	0.90	81%	100%	84%	100%	82%
Narayanganj	20	10			9	1	0.84	100%	100%	100%	100%	100%
Narsingdhi	17	18			17	1	1.42	89%	100%	89%	100%	100%
Netrokona	18	17			16	1	1.44	100%	100%	94%	100%	100%
Rajbari	9	9			8	1	1.65	100%	100%	100%	100%	100%
Shariatpur	10	19			18	1	2.60	95%	95%	90%	100%	100%
Sherpur	11	11			11	0	1.35	100%	100%	100%	100%	100%
Tangail	28	19			16	3	0.86	95%	100%	100%	100%	83%
<b>Total-DHAKA</b>	<b>359</b>	<b>346</b>	<b>0</b>	<b>0</b>	<b>310</b>	<b>36</b>	<b>1.40</b>	<b>94%</b>	<b>99%</b>	<b>93%</b>	<b>100%</b>	<b>92%</b>
<b>CTG Division</b>												
CCC only	21	17			16	1	1.15	100%	100%	94%	100%	100%
Chittagong (non CCC)	38	34			31	3	1.22	100%	100%	94%	100%	100%
Bandarban	3	1			1	0	0.62	100%	100%	100%	100%	100%
Brahmanbaria	21	20			18	2	1.15	90%	90%	85%	100%	82%
Chandpur	21	12			10	2	0.80	100%	92%	83%	100%	88%
Comilla	41	26			21	5	0.77	92%	96%	85%	100%	88%
Cox's Bazar	16	11			11	0	1.28	91%	100%	91%	100%	100%
Feni	11	23			18	5	2.36	96%	100%	91%	100%	100%
Khagrachari	6	7			6	1	1.55	86%	100%	86%	100%	80%
Laxmipur	13	14			14	0	1.71	93%	100%	93%	100%	100%
Noakhali	23	31			31	0	2.18	97%	100%	97%	100%	96%
Rangamati	5	5			4	1	1.11	60%	100%	80%	100%	33%
<b>Total-CTG</b>	<b>219</b>	<b>201</b>	<b>0</b>	<b>0</b>	<b>181</b>	<b>20</b>	<b>1.27</b>	<b>95%</b>	<b>98%</b>	<b>91%</b>	<b>100%</b>	<b>94%</b>
<b>Sylhet Division</b>												
SCC	4	3			3	0	0.93	100%	100%	100%	100%	100%
Sylhet (non SCC)	20	19			18	1	1.11	95%	100%	95%	100%	100%
Habiganj	18	8			7	1	0.72	63%	100%	88%	100%	100%
Maulvibazar	15	6			6	0	0.74	100%	100%	100%	100%	100%
Sunamganj	16	10			8	2	0.58	100%	100%	90%	89%	75%
<b>Total-SYL</b>	<b>73</b>	<b>46</b>	<b>0</b>	<b>0</b>	<b>42</b>	<b>4</b>	<b>0.81</b>	<b>91%</b>	<b>100%</b>	<b>94%</b>	<b>98%</b>	<b>97%</b>
<b>Raj Division</b>												
RCC only	4	4			4	0	1.39	100%	100%	100%	100%	100%
Rajshahi (non RCC)	17	12			10	2	0.98	67%	100%	58%	100%	100%
Bogra	27	9			9	0	0.48	78%	100%	89%	100%	83%
Dinajpur	24	14			14	0	0.93	93%	100%	93%	100%	100%
Gaibandha	19	15			15	0	1.37	93%	100%	87%	86%	100%
Joypurhat	8	11			11	0	2.32	82%	100%	91%	100%	100%
Kurigram	16	11			10	1	0.81	73%	100%	82%	100%	100%
Lalmonirhat	10	9			9	0	1.49	89%	100%	89%	100%	100%
Natore	14	11			10	1	1.06	100%	100%	100%	100%	100%
Nilphamari	14	9			8	1	1.06	100%	100%	100%	100%	100%
Noagoan	21	23			23	0	1.86	100%	96%	87%	95%	100%
Nowabganj	13	14			12	2	1.14	86%	100%	86%	100%	100%
Pabna	19	19			16	3	1.27	100%	100%	100%	100%	100%
Panchagarh	8	8			7	1	1.39	100%	100%	100%	100%	80%
Rangpur	23	10			9	1	0.65	100%	100%	90%	89%	100%
Sirajganj	24	19			16	3	1.01	90%	100%	95%	100%	92%
Thakurgaon	11	6			6	0	1.01	100%	100%	100%	100%	100%
<b>Total-RAJ</b>	<b>272</b>	<b>204</b>	<b>0</b>	<b>0</b>	<b>189</b>	<b>15</b>	<b>1.10</b>	<b>91%</b>	<b>100%</b>	<b>90%</b>	<b>98%</b>	<b>98%</b>
<b>Khulna Division</b>												
KCC only	8	4			2	2	0.46	100%	100%	100%	75%	100%
Khulna (non KCC)	13	10			10	0	1.43	90%	100%	90%	100%	100%
Bagerhat	13	19			18	1	2.29	100%	95%	100%	100%	100%
Chuadanga	10	8			8	0	1.49	75%	100%	63%	100%	100%
Jessore	22	25			22	3	1.52	96%	100%	92%	100%	100%
Jhenaidah	14	14			13	1	1.59	93%	100%	93%	100%	100%
Kushtia	16	11			10	1	0.93	80%	91%	82%	100%	100%
Magura	8	8			7	1	1.39	100%	100%	100%	88%	100%
Meherpur	6	5			4	1	1.24	100%	100%	100%	100%	75%
Narail	6	8			8	0	1.86	88%	88%	75%	100%	100%
Satkhira	17	12			10	2	1.09	83%	92%	83%	100%	100%
<b>Total-KHU</b>	<b>133</b>	<b>124</b>	<b>0</b>	<b>0</b>	<b>112</b>	<b>12</b>	<b>1.40</b>	<b>92%</b>	<b>97%</b>	<b>90%</b>	<b>98%</b>	<b>99%</b>
<b>Barisal Division</b>												
BCC	2	3			3	0	0.93	100%	100%	100%	67%	100%
Barisal (non BCC)	18	30			25	5	2.17	90%	100%	97%	97%	95%
Barguna	8	21			18	3	3.95	100%	100%	100%	100%	100%
Bhola	15	23			23	0	2.85	87%	100%	96%	100%	100%
Jhalakhati	6	16			16	0	3.71	100%	100%	100%	100%	92%
Patuakhali	13	12			12	0	1.43	92%	100%	83%	100%	100%
Pirojpur	10	16			15	1	2.60	100%	100%	100%	100%	100%
<b>Total-BAR</b>	<b>72</b>	<b>121</b>	<b>0</b>	<b>0</b>	<b>112</b>	<b>9</b>	<b>2.53</b>	<b>94%</b>	<b>100%</b>	<b>97%</b>	<b>98%</b>	<b>98%</b>
<b>National</b>	<b>1128</b>	<b>1042</b>	<b>0</b>	<b>0</b>	<b>946</b>	<b>96</b>	<b>1.34</b>	<b>93%</b>	<b>99%</b>	<b>92%</b>	<b>99%</b>	<b>95%</b>

1&gt;Data as of Epidemiologic Week 37 September 10, 2005, 2 Non-Polio AFP Rate is annualized for cases occurring upto July 9, 2005, 3 for cases occurring upto June 27, 2005

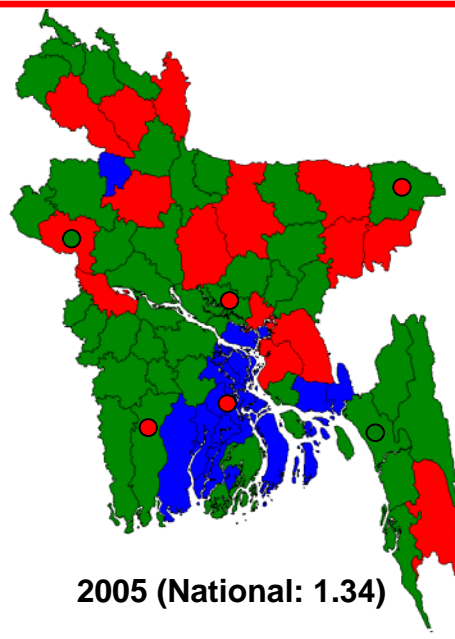
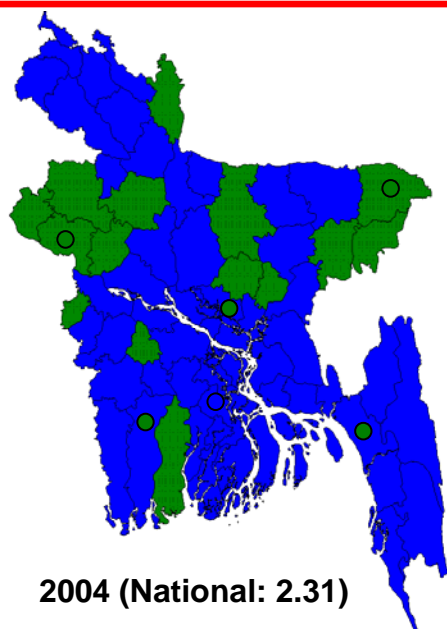
## Disease Surveillance - 2005

EPI week 37, 2005

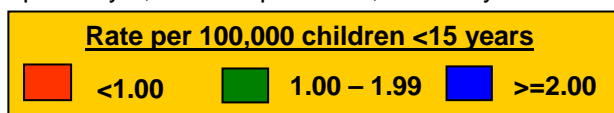
District	Neonatal Tetanus			Measles				AEFI # of case Reported
	# of case reported by Active Surveillance	# of case reported by Passive Surveillance	# of case Investigated	# of case reported by Active Surveillance	# of case reported by Passive Surveillance	Outbreak		
						Number of Outbreak (% Investigated)	# of cases	
Dhaka Division								
DCC only	6	8	6	163	169	24(100%)	3237	2
Dhaka (non DCC)	4	2	3	15	37	3(100%)	480	18
Faridpur	1	2	2	3	42	3(100%)	295	42
Gazipur	2	2	1	8	30	3(100%)	312	4
Gopalganj	2	3	2	1	129	4(100%)	106	34
Jamalpur				3	32	2(100%)	385	14
Kishoreganj	12	9	8	43	123	9(100%)	856	18
Madaripur		1		11	139	5(100%)	345	28
Manikganj	2	1		1	24	4(100%)	860	28
Munshiganj	2	2	2	2	275	9(100%)	920	15
Mymensingh	12	4	10	27	138	5(100%)	500	52
Narayanganj				62	60	2(100%)	102	16
Narsingdhi				14	36	2(100%)	102	7
Netrokona	1	2	1	6	148	8(100%)	946	17
Rajbari					39	1(100%)	18	1
Shariatpur	1	2	1	3	108	3(100%)	182	37
Sherpur	3	6	5		67	2(100%)	325	16
Tangail	3	2	4	10	24	2(100%)	283	18
Total-DHAKA	51	46	45	372	1620	91(100)%	10254	367
CTG Division								
CCC only	6	2	5	57	43	2(100%)	161	4
Chittagong (non CCC)		3		9	56	1(100%)	17	2
Bandarban				2	6			2
Brahmanbaria	7	8	8	2	27	1(100%)		5
Chandpur	4	4	3	3	70	3(100%)	34	30
Comilla	3	3	2	7	167	11(100%)	1248	2
Cox's Bazar	3	4	4	4	19	1(100%)	183	7
Feni	2	3	2	1	186	8(100%)	709	8
Khagrachari				1	23			
Laxmipur	5	6	5	3	62	1(100%)	14	38
Noakhali	3	3	4	4	53	5(100%)	320	12
Rangamati				1	42			3
Total-CTG	33	36	33	94	754	33(100%)	2686	113
Sylhet Division								
SCC	1		2	164	171			1
Sylhet (non SCC)	3	3		146	262			11
Habiganj	4	4		23	113	5(100%)	274	18
Maulvibazar	3	3	1	18	122	2(100%)	70	13
Sunamganj	6	7	3	272	308	2(100%)	720	15
Total-SYL	17	17	6	623	976	9(100%)	1064	58
Raj Division								
RCC only				14	237	15(100%)	993	13
Rajshahi (non RCC)	4	5	5	3	9	1(100%)	266	1
Bogra				5	20	2(100%)	75	67
Dinajpur	6	6	6	1	13	5(100%)	558	40
Gaibandha		4	4		27	3(100%)	122	35
Joypurhat	1	1	1	4	23			22
Kurigram		3	4		9	1(100%)	38	12
Lalmonirhat	1	1	1		13	1(100%)	50	2
Natore	4	4	4	14	170	8(100%)	701	19
Nilphamari	2			1	8			22
Noaogon	2	2	3	3	106	5(100%)	749	32
Nowabganj	4	3	4	6	8	1(100%)	61	7
Pabna		1		11	37			7
Panchagarh	1	3	2	2	72	5(100%)	1075	3
Rangpur	6	7	5	6	6	2(100%)	25	21
Sirajganj				4	17	1(100%)	127	12
Thakurgaon				18	21	7(100%)	810	5
Total-RAJ	31	40	39	92	796	57(100%)	5650	320
Khulna Division								
KCC only					116	21(100%)	1368	7
Khulna (non KCC)	1	2	1	4	597	16(100%)	648	40
Bagerhat	2	2	1	6	264	13(100%)	636	15
Chuadanga	2	3	4	1	20			21
Jessore	1	1	2	7	31			44
Jhenaidah	2	1	2	3	17	2(100%)	96	29
Kushtia	2		1	3	47	1(100%)	91	4
Magura		1		1	9			13
Meherpur	1	2		3	34	2(100%)	235	4
Narail	8	5	6	1	17	2(100%)	137	11
Satkhira					17	2(100%)	123	25
Total-KHU	19	17	17	29	1169	59(100%)	3334	213
Barisal Division								
BCC	1			19	13			
Barisal (non BCC)	2	3	1	29	55	1(100%)	48	5
Barguna		1		8	57			5
Bhola	3	3	3	3	65	1(100%)	108	19
Jhalakhati				16	11	1(100%)	68	8
Patuakhali	3	2	2	32	52	3(100%)	576	2
Pirojpur		1		13	26	5(100%)	665	14
Total-BAR	9	10	6	120	279	11(100%)	1465	53
National	160	166	146	1330	5594	260(100%)	24453	1124

Data as of Epidemiologic Week 37, September 10, 2005

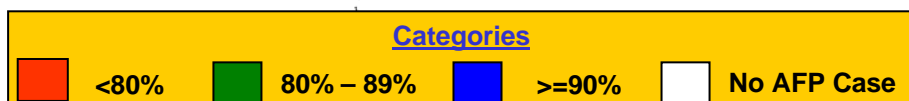
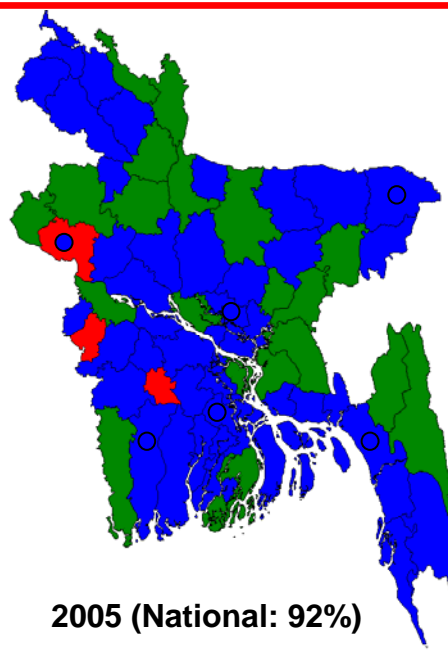
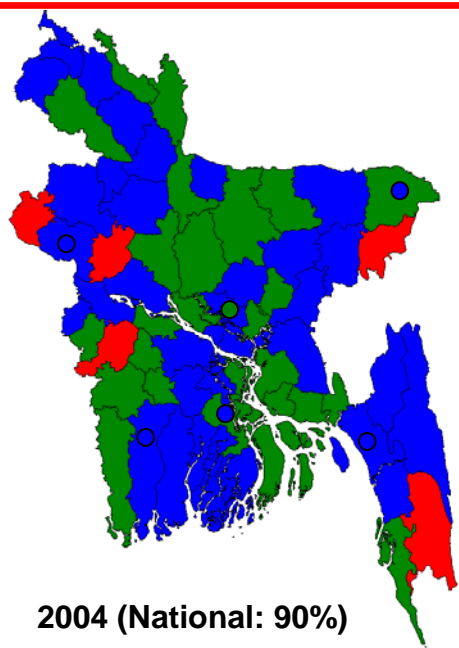
## Annualized Non-Polio AFP Rate, by District, Bangladesh 2004-2005\*



\*NPAFP Rate annualized up to July 9, 2005 as per 2/100,000 <15 years children



## Percentage of AFP Cases with Two Stool Samples Collected within 14 days of Paralysis Onset, by District, Bangladesh 2004-2005\*



\*Data as of Epidemiologic Week 37, September 10, 2005

*International Developmental Partners for Polio Eradication in Bangladesh include Centers for Disease Control and Prevention, Atlanta, Governments of Japan, the Netherlands, USAID, Rotary International, U.K. DFID, UN Foundation, UNICEF and WHO*