



# EPI Surveillance Bulletin

## Epidemiologic Week 30: July 21- 27, 2002



Vol. 5 No. 4

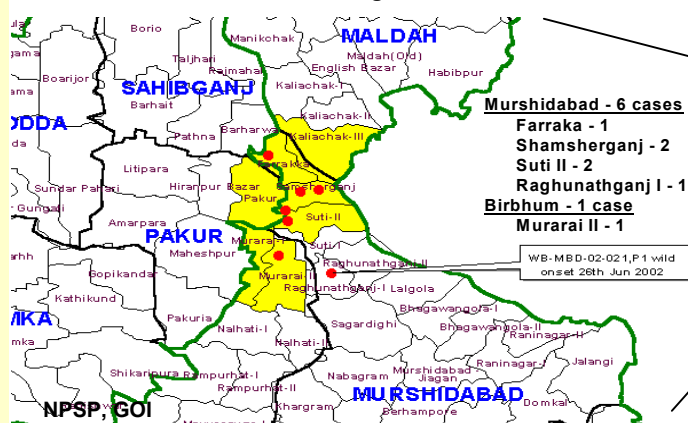
August 2002

### Five More Polio Cases in West Bengal near Chapai Nawabganj Border

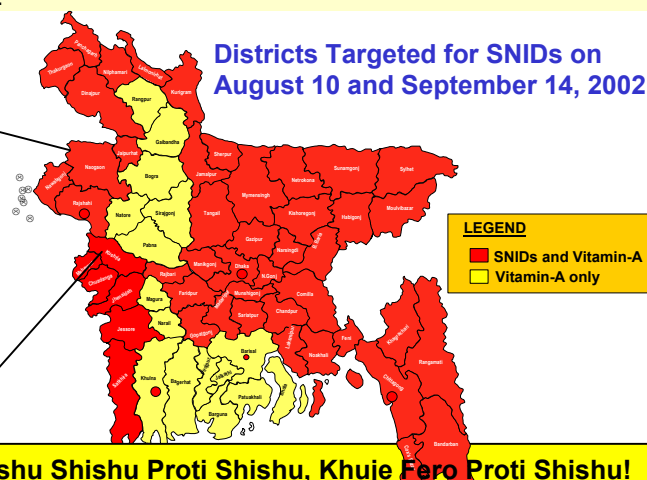
Five more confirmed polio cases with paralysis onset from June 6-26 were identified in West Bengal near the Chapai Nawabganj border, bringing the total number to seven! Of the seven, 6 are from Murshidabad and 1 is from Birbhum District. In 2002, 159 confirmed polio cases have been identified in India as of July 27. The extension of wild poliovirus circulation in West Bengal re-emphasizes that **Bangladesh must prepare itself against the threat of wild poliovirus importation along the entire Indian border by ensuring high quality SNIDs and creating greater community awareness to immediately report any child under 15 years old with sudden onset of paralysis (AFP) to health authorities.** All Upazila Health Complexes throughout Bangladesh should start weekly AFP (zero-case) reporting to their respective civil surgeons immediately.

The Bangladesh Expert Review Committee (ERC) has completed its review and classification of AFP cases for 2001 and has determined that of 1288 AFP cases identified in 2001, 36 were compatible with polio. None of these cases had strong evidence for polio. Rather, polio could not be ruled out in these cases primarily because two stool specimens were not collected within 14 days of paralysis onset. This emphasizes the importance of immediately reporting, investigating and collecting 2 stool specimens from all AFP cases. This bulletin contains the final classification and surveillance indicator data for AFP cases occurring in 2001.

#### Wild Polioviruses in West Bengal, 2002\*



#### Districts Targeted for SNIDs on August 10 and September 14, 2002



**Shishu Shishu Proti Shishu, Khuje Fero Proti Shishu!**

#### Surveillance Summary for 1998-2002 (through Epidemiologic Week 30, July 21-27, 2002)

	1998	1999	2000	2001	2002*
Number of AFP cases	475	761	1138	1288	788
No. of clinically confirmed polio cases	298	322	197	NA	NA
No. of compatible cases according to virologic classification system	NA	NA	NA	36	0
No. of cases with isolation of wild poliovirus	10	29	1	0	0
No. of discarded polio cases (i.e., non-polio AFP)	165	439	941	1252	647
No. of cases pending classification	0	0	0	0	141
Expected annual number of non-polio AFP cases (1/1,00,000 children <15 yr)	495	505	515	533	549

#### AFP Surveillance Performance Indicators:

Indicator	Target	1998	1999	2000	2001	2002
1. Annual Non-Polio AFP rate in children < 15 years old	≥ 1/100000	0.33	0.87	1.82	2.35	2.20**
2. Completeness of active reporting from hospitals	≥ 90%	46%	73%	95%	100%	100%
3. Timeliness of active reporting from hospitals	≥ 80%	15%	44%	72%	88%	100%
4. Suspected AFP cases investigated within 48 hours of notification	≥ 80%	89%	83%	93%	96%	96%
5. Confirmed AFP cases with 2 stool specimens collected ≤ 14 days after paralysis onset	≥ 80%	59%	49%	68%	80%	89%
6. Stool specimens arriving at laboratory ≤ 3 days after collection	≥ 80%	88%	81%	92%	97%	97%
7. Stool specimens arriving at laboratory in "good" condition "good" = 1. Presence of unmelted ice or temperature <8°C 2. Adequate volume (≥ 8 grams or size of ½ thumb) 3. No evidence of leakage 4. No evidence of desiccation (drying)	≥ 80%	92%	97%	100%	100%	98%
8. Confirmed AFP cases receiving a follow-up exam at least 60 days after paralysis onset	≥ 80%	80%	97%	95%	93%	81%***
9. Stool specimens with laboratory results ≤ 28 days after specimen receipt	≥ 80%	16%	58%	94%	99%	100%****
10. Stool specimens from which non-polio enterovirus (NPEV) was isolated	≥ 10%	5%	13%	21%	29%	32%

\* Data as of July 27, 2002; \*\*NPAFP rate annualized for cases according to May 31, 2002; \*\*\* among cases occurring up to April 18, 2002; \*\*\*\* as of June 29, 2002

Please provide your feedback and comments to Dr. Sunil Kumar Das, DPM-EPI or Dr. Mohd. Mahbubur Rahman, Program Manager, Child Health & Limited Curative Care, EPI Bhaban, Mohakhali, Dhaka 1212 Telephone: 9880530 or 8821910-4

**AFP Surveillance Performance Indicators -- 2001**

Epiweek 35, 2002

District	# Expected non-polio AFP	Total # AFP	Wild polio-virus isolated	# Compatible cases	Non-Polio AFP cases	Pending final classif.	Non-polio AFP Rate (/1,00,000)	Notification within 10 d after paralysis onset	Investigation within 48 h after notification	% with 2 stools within 14 days	Stool sample arriving to lab within 72 hrs	# eligible for 60-day follow-up	% with 60-day follow-up
<b>Dhaka Division</b>													
DCC only	27	34		1	33		1.22	85%	100%	74%	100%	9	78%
Dhaka (non DCC)	9	25		1	24		2.67	84%	100%	80%	96%	5	80%
Faridpur	7	26		1	25		3.57	77%	92%	77%	100%	6	83%
Gazipur	8	18		0	18		2.25	72%	94%	72%	100%	5	100%
Gopalganj	5	10		0	10		2.00	70%	90%	70%	90%	3	100%
Jamalpur	9	17		2	15		1.67	71%	100%	53%	100%	8	100%
Kishoreganj	11	14		2	12		1.09	71%	86%	71%	93%	4	75%
Madaripur	5	12		0	12		2.40	92%	92%	92%	92%	1	100%
Manikganj	6	11		2	9		1.50	82%	82%	64%	90%	4	75%
Munshiganj	6	12		0	12		2.00	83%	100%	67%	100%	4	100%
Mymensingh	19	38		1	37		1.95	82%	100%	76%	100%	9	100%
Narayanganj	9	20		0	20		2.22	75%	95%	70%	100%	6	83%
Narsingdhi	8	16		0	16		2.00	94%	94%	88%	100%	3	100%
Netrokona	9	24		1	23		2.56	63%	96%	71%	96%	7	100%
Rajbari	4	8		1	7		1.75	75%	88%	75%	100%	3	100%
Shariatpur	5	9		0	9		1.80	89%	89%	89%	100%	1	100%
Sherpur	6	11		1	10		1.67	55%	100%	73%	100%	3	100%
Tangail	15	32		0	32		2.13	63%	97%	81%	97%	6	100%
<b>Total-DHAKA</b>	<b>168</b>	<b>337</b>	<b>0</b>	<b>13</b>	<b>324</b>	<b>0</b>	<b>1.93</b>	<b>77%</b>	<b>96%</b>	<b>75%</b>	<b>98%</b>	<b>87</b>	<b>92%</b>
<b>CTG Division</b>													
CCC only	8	23		1	22		2.75	87%	100%	87%	96%	3	33%
Chittagong (non CCC)	18	50		0	50		2.78	70%	96%	70%	100%	15	93%
Bandarban	1	3		0	3		3.00	100%	100%	100%	100%	1	100%
Brahmanbaria	11	26		0	26		2.36	81%	100%	89%	96%	3	100%
Chandpur	10	24		1	23		2.30	71%	96%	79%	96%	5	60%
Comilla	21	44		1	43		2.05	86%	100%	91%	100%	4	100%
Cox's Bazar	7	17		0	17		2.43	77%	100%	82%	94%	3	100%
Feni	6	32		2	30		5.00	90%	88%	88%	97%	5	100%
Khagrachari	2	8		1	7		3.50	75%	75%	63%	88%	3	100%
Laxmipur	7	14		0	14		2.00	64%	86%	79%	86%	3	100%
Noakhali	11	34		0	34		3.09	88%	97%	88%	94%	4	100%
Rangamati	2	9		1	8		4.00	75%	89%	78%	100%	2	100%
<b>Total-CTG</b>	<b>104</b>	<b>284</b>	<b>0</b>	<b>7</b>	<b>277</b>	<b>0</b>	<b>2.66</b>	<b>80%</b>	<b>95%</b>	<b>83%</b>	<b>97%</b>	<b>51</b>	<b>94%</b>
<b>Sylhet Division</b>													
Sylhet	11	28		1	27		2.45	86%	100%	71%	96%	8	100%
Habiganj	8	16		0	16		2.00	75%	100%	81%	100%	3	100%
Maulvibazar	7	11		1	10		1.43	73%	100%	64%	100%	4	100%
Sunamganj	9	22		0	22		2.44	77%	91%	68%	90%	7	100%
<b>Total-SYL</b>	<b>35</b>	<b>77</b>	<b>0</b>	<b>2</b>	<b>75</b>	<b>0</b>	<b>2.14</b>	<b>79%</b>	<b>97%</b>	<b>71%</b>	<b>96%</b>	<b>22</b>	<b>100%</b>
<b>Raj Division</b>													
RCC only	1	7		1	6		6.00	86%	100%	86%	100%	1	100%
Rajshahi (non RCC)	8	17		1	16		2.00	77%	88%	65%	82%	6	100%
Bogra	13	49		2	47		3.62	86%	98%	88%	100%	6	100%
Dinajpur	11	19		0	19		1.73	90%	100%	79%	100%	4	100%
Gaibandha	10	16		0	16		1.60	75%	88%	75%	100%	4	100%
Joypurhat	4	16		1	15		3.75	88%	94%	81%	93%	3	100%
Kurigram	8	13		0	13		1.63	100%	92%	92%	92%	1	100%
Lalmonirhat	4	6		0	6		1.50	83%	100%	83%	100%	1	100%
Naogaon	11	17		0	17		1.55	71%	100%	77%	88%	4	50%
Natore	7	15		1	14		2.00	93%	93%	73%	93%	4	100%
Nawabganj	6	10		1	9		1.50	50%	100%	50%	100%	5	80%
Nilphamari	7	18		0	18		2.57	78%	100%	89%	100%	2	50%
Pabna	10	25		0	25		2.50	64%	100%	72%	100%	7	100%
Panchagarh	3	12		0	12		4.00	92%	100%	100%	100%	0	NA
Rangpur	11	20		0	20		1.82	85%	100%	80%	100%	4	100%
Sirajganj	11	33		4	29		2.64	61%	94%	67%	94%	12	92%
Thakurgaon	5	8		0	8		1.60	100%	88%	88%	100%	1	100%
<b>Total-RAJ</b>	<b>130</b>	<b>301</b>	<b>0</b>	<b>11</b>	<b>290</b>	<b>0</b>	<b>2.23</b>	<b>79%</b>	<b>96%</b>	<b>79%</b>	<b>97%</b>	<b>65</b>	<b>95%</b>
<b>Khulna Division</b>													
KCC only	3	3		0	3		1.00	100%	100%	100%	100%	0	NA
Khulna (non KCC)	7	12		0	12		1.71	83%	83%	92%	100%	1	100%
Bagerhat	7	14		1	13		1.86	79%	93%	64%	85%	5	60%
Chuadanga	4	7		0	7		1.75	86%	100%	100%	100%	0	NA
Jessore	10	28		2	26		2.60	82%	96%	79%	100%	6	100%
Jhenaidah	7	14		0	14		2.00	92%	86%	86%	100%	2	100%
Kushtia	7	13		0	13		1.86	85%	92%	85%	100%	2	100%
Magura	4	13		0	13		3.25	85%	100%	85%	92%	2	100%
Meherpur	2	3		0	3		1.50	100%	100%	100%	100%	0	NA
Narail	3	7		0	7		2.33	57%	86%	57%	100%	3	100%
Satkhira	8	19		0	19		2.38	74%	100%	79%	95%	4	75%
<b>Total-KHU</b>	<b>62</b>	<b>133</b>	<b>0</b>	<b>3</b>	<b>130</b>	<b>0</b>	<b>2.10</b>	<b>82%</b>	<b>94%</b>	<b>81%</b>	<b>97%</b>	<b>25</b>	<b>88%</b>
<b>Barisal Division</b>													
Barisal	11	27		0	27		2.45	82%	93%	85%	93%	4	75%
Barguna	4	5		0	5		1.25	100%	100%	100%	60%	0	NA
Bhola	7	13		0	13		1.86	77%	92%	92%	85%	1	100%
Jhalakhati	3	41		0	41		13.67	95%	98%	95%	98%	2	100%
Patuakhali	6	11		0	11		1.83	91%	100%	82%	91%	2	100%
Pirojpur	5	59		0	59		11.80	93%	98%	92%	98%	5	80%
<b>Total_BAR</b>	<b>36</b>	<b>156</b>	<b>0</b>	<b>0</b>	<b>156</b>	<b>0</b>	<b>4.33</b>	<b>90%</b>	<b>97%</b>	<b>91%</b>	<b>94%</b>	<b>14</b>	<b>86%</b>
<b>National</b>	<b>533</b>	<b>1288</b>	<b>0</b>	<b>36</b>	<b>1252</b>	<b>0</b>	<b>2.35</b>	<b>80%</b>	<b>96%</b>	<b>80%</b>	<b>97%</b>	<b>264</b>	<b>93%</b>

## AFP Surveillance Performance Indicators -- 2002

Epiweek 30, 2002

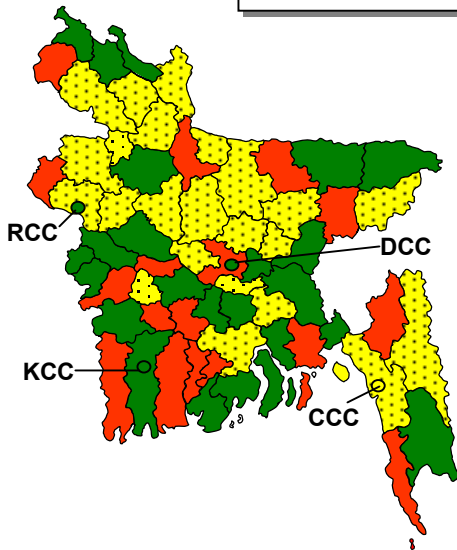
District	# Expected non-polio AFP	Total # AFP <sup>1</sup>	Wild polio virus isolated	# Compatible cases	Non-Polio AFP cases <sup>1</sup>	Pending final classif. <sup>1</sup>	Annualized Non-polio AFP Rate <sup>2</sup> (/1,00,000)	Notification within 10 d after paralysis onset <sup>1</sup>	Investigation within 48 h after notification <sup>1</sup>	% with 2 stools within 14 days <sup>1</sup>	Stool sample arriving to lab within 72 hrs <sup>1</sup>	# eligible for 60-day follow-up <sup>3</sup>	% with 60-day follow-up <sup>3</sup>
<b>Dhaka Division</b>													
DCC only	29	32			30	2	1.99	97%	100%	97%	100%	2	100%
Dhaka (non DCC)	12	16			16	0	2.40	100%	94%	100%	81%	0	NA
Faridpur	7	7			5	2	1.37	86%	83%	86%	100%	1	100%
Gazipur	8	4			4	0	0.60	100%	100%	100%	100%	0	NA
Gopalganj	5	2			2	0	0.96	100%	100%	100%	50%	0	NA
Jamalpur	9	16			15	1	2.93	88%	94%	88%	94%	3	100%
Kishoreganj	12	32			27	5	4.40	87%	93%	81%	100%	4	75%
Madaripur	5	6			3	3	1.44	83%	83%	83%	83%	0	NA
Manikganj	6	8			8	0	2.40	100%	100%	100%	100%	0	NA
Munshiganj	6	9			8	1	2.00	100%	89%	89%	100%	1	100%
Mymensingh	20	26			17	9	1.80	85%	96%	73%	100%	7	86%
Narayanganj	9	10			8	2	1.33	80%	100%	80%	100%	3	100%
Narsingdhi	8	18			18	0	4.80	94%	94%	94%	94%	1	100%
Netrokona	9	14			12	2	2.40	100%	100%	93%	100%	0	NA
Rajbari	4	11			9	2	3.60	91%	91%	91%	100%	1	0%
Shariatpur	5	5			4	1	1.92	100%	100%	100%	100%	0	NA
Sherpur	6	6			5	1	1.20	100%	100%	100%	100%	0	NA
Tangail	15	15			11	4	1.28	93%	100%	93%	100%	1	0%
<b>Total-DHAKA</b>	<b>175</b>	<b>237</b>	<b>0</b>		<b>202</b>	<b>35</b>	<b>2.15</b>	<b>92%</b>	<b>96%</b>	<b>90%</b>	<b>97%</b>	<b>24</b>	<b>83%</b>
<b>CTG Division</b>													
CCC only	9	8			6	2	1.60	88%	100%	88%	100%	0	NA
Chittagong (non CCC)	19	33			29	4	2.40	100%	97%	97%	97%	1	0%
Bandarban	1	0			0	0	0.00	NA	NA	NA	NA	NA	NA
Brahmanbaria	11	19			16	3	2.62	74%	95%	74%	90%	1	100%
Chandpur	10	9			6	3	1.44	78%	89%	78%	100%	2	100%
Comilla	21	53			33	20	1.71	94%	96%	96%	93%	2	50%
Cox's Bazar	7	13			12	1	2.40	92%	100%	92%	100%	NA	NA
Feni	6	15			15	0	4.40	100%	93%	100%	93%	NA	NA
Khagrachari	2	6			5	1	2.40	100%	83%	100%	83%	NA	NA
Laxmipur	7	7			5	2	1.03	86%	100%	86%	100%	1	100%
Noakhali	11	16			15	1	2.40	94%	88%	88%	100%	1	100%
Rangamati	2	4			4	0	4.80	50%	75%	50%	75%	2	100%
<b>Total-CTG</b>	<b>106</b>	<b>183</b>	<b>0</b>		<b>146</b>	<b>37</b>	<b>2.17</b>	<b>91%</b>	<b>95%</b>	<b>91%</b>	<b>95%</b>	<b>10</b>	<b>80%</b>
<b>Sylhet Division</b>													
Sylhet	11	11			9	2	1.75	82%	100%	82%	100%	2	50%
Habiganj	8	4			2	2	0.60	75%	100%	75%	100%	1	100%
Maulvibazar	7	15			10	5	3.09	100%	93%	93%	100%	2	50%
Sunamganj	9	10			7	3	1.60	90%	100%	100%	100%	0	NA
<b>Total-SYL</b>	<b>35</b>	<b>40</b>	<b>0</b>		<b>28</b>	<b>12</b>	<b>1.71</b>	<b>90%</b>	<b>98%</b>	<b>90%</b>	<b>100%</b>	<b>5</b>	<b>60%</b>
<b>Raj Division</b>													
RCC only	1	4			3	1	7.20	100%	100%	100%	100%	0	NA
Rajshahi (non RCC)	9	7			7	0	1.60	71%	100%	100%	100%	0	NA
Bogra	14	22			19	3	3.09	91%	96%	86%	86%	2	50%
Dinajpur	11	7			5	2	0.65	71%	100%	57%	57%	2	100%
Gaibandha	10	13			11	2	2.40	77%	83%	62%	62%	3	67%
Joypurhat	4	6			4	2	2.40	100%	100%	83%	83%	1	0%
Kurigram	8	10			7	3	1.20	89%	90%	90%	90%	1	100%
Lalmonirhat	5	10			7	3	2.88	70%	100%	80%	80%	2	0%
Naogaon	11	11			5	6	0.87	100%	100%	100%	100%	0	NA
Natore	7	5			4	1	1.37	75%	100%	80%	80%	0	NA
Nawabganj	6	8			7	1	2.80	88%	88%	75%	75%	2	100%
Nilphamari	7	6			6	0	1.71	100%	100%	100%	100%	0	NA
Pabna	10	19			16	3	2.88	79%	84%	74%	74%	0	NA
Panchagarh	3	4			4	0	1.60	100%	100%	100%	100%	0	NA
Rangpur	11	12			10	2	1.75	67%	92%	75%	75%	3	100%
Sirajganj	11	20			16	4	3.05	85%	100%	90%	90%	1	100%
Thakurgaon	5	9			9	0	3.84	78%	100%	89%	89%	1	100%
<b>Total-RAJ</b>	<b>133</b>	<b>173</b>	<b>0</b>		<b>140</b>	<b>33</b>	<b>2.13</b>	<b>84%</b>	<b>95%</b>	<b>83%</b>	<b>98%</b>	<b>18</b>	<b>72%</b>
<b>Khulna Division</b>													
KCC only	3	6			5	1	4.00	100%	100%	100%	100%	0	NA
Khulna (non KCC)	7	15			13	2	3.43	86%	93%	73%	100%	2	100%
Bagerhat	7	6			4	2	1.03	83%	100%	83%	83%	2	100%
Chuadanga	4	5			5	0	1.80	80%	100%	100%	100%	0	NA
Jessore	11	11			8	3	1.75	100%	100%	91%	100%	0	NA
Jhenaidah	7	7			7	0	2.06	86%	86%	100%	100%	0	NA
Kushtia	8	9			8	1	2.40	100%	100%	100%	100%	0	NA
Magura	4	6			5	1	2.40	83%	100%	83%	100%	0	NA
Meherpur	2	3			2	1	2.40	100%	100%	100%	100%	0	NA
Narail	3	6			5	1	4.00	83%	83%	83%	83%	1	100%
Satkhira	8	10			8	2	2.40	90%	90%	90%	90%	1	100%
<b>Total-KHU</b>	<b>64</b>	<b>84</b>	<b>0</b>		<b>70</b>	<b>14</b>	<b>2.33</b>	<b>90%</b>	<b>95%</b>	<b>89%</b>	<b>96%</b>	<b>6</b>	<b>100%</b>
<b>Barisal Division</b>													
Barisal	11	11			9	2	1.75	64%	100%	82%	100%	2	100%
Barguna	4	12			12	0	5.40	92%	92%	100%	100%	0	NA
Bhola	7	6			3	3	1.03	100%	100%	83%	100%	0	NA
Jhalakhati	3	14			12	2	7.20	100%	100%	100%	100%	1	100%
Patuakhali	6	10			8	2	0.80	89%	100%	90%	100%	1	100%
Pirojpur	5	18			17	1	7.20	100%	100%	100%	100%	0	NA
<b>Total_BAR</b>	<b>36</b>	<b>71</b>	<b>0</b>		<b>61</b>	<b>10</b>	<b>3.07</b>	<b>91%</b>	<b>99%</b>	<b>94%</b>	<b>100%</b>	<b>4</b>	<b>100%</b>
<b>National</b>	<b>549</b>	<b>788</b>	<b>0</b>		<b>647</b>	<b>141</b>	<b>2.20</b>	<b>90%</b>	<b>96%</b>	<b>89%</b>	<b>97%</b>	<b>67</b>	<b>81%</b>

<sup>1</sup> Data as of Epidemiologic Week 30, July 27, 2002<sup>2</sup> Non-polio AFP rate is annualized for cases occurring up to May 31, 2002<sup>3</sup> 60-day follow-up among cases without 2 adequate stool samples occurring up to April 18, 2002

# Non-Polio AFP Rate, by District, Bangladesh 1999-2002\*

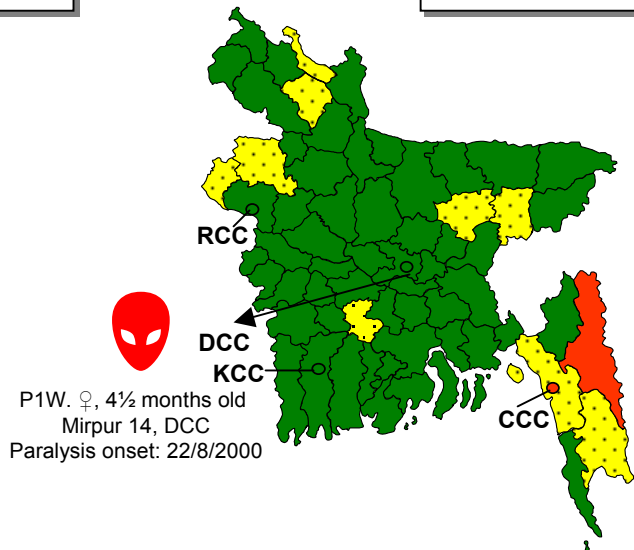
1999 (National: 0.87)

24 of 64 Districts (38%)  
+ 3 CC reached target.



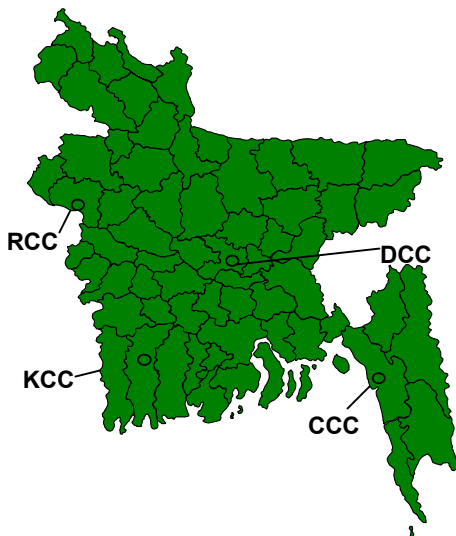
2000 (National: 1.82)

54 of 64 Districts (84%)  
+ 3 CC reached target.



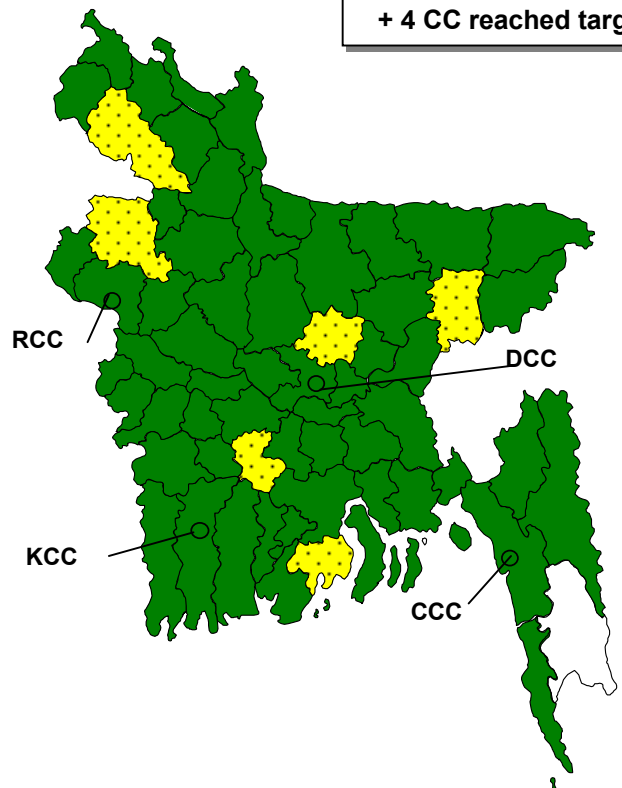
2001 (National: 2.35)

64 of 64 Districts (100%)  
+ 4 CC reached target.



2002 (National: 2.20\*)

58 of 64 Districts (91%)  
+ 4 CC reached target.



Rate per 1,00,000 children <15 years

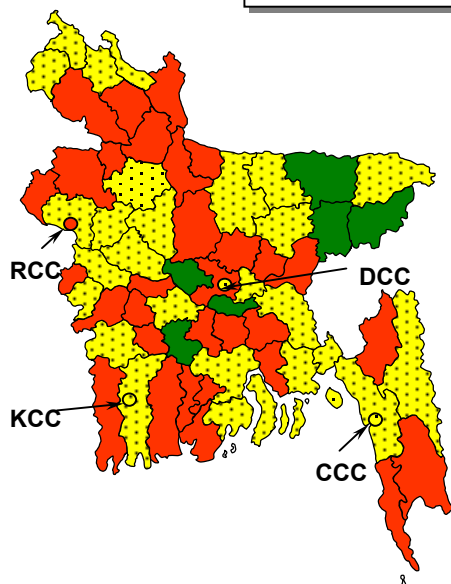


\*Non-Polio AFP rate annualized for cases occurring up to May 31, 2002

# Percent of AFP Cases with Two Stool Samples collected within 14 days of Paralysis Onset, by District, Bangladesh 1999-2002\*

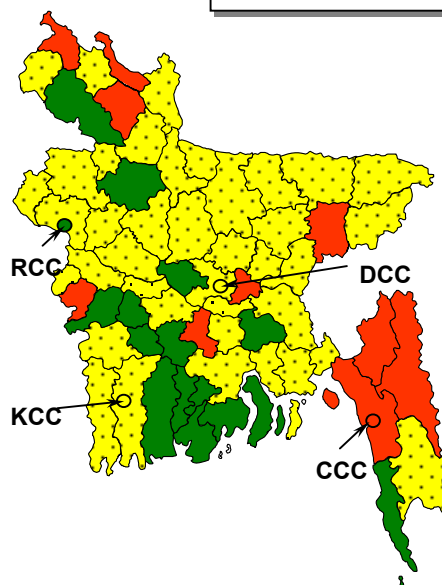
1999 (National: 49%)

6 of 64 Districts (9%) reached target.



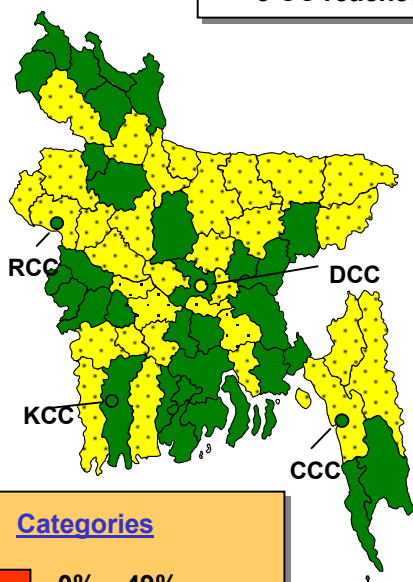
2000 (National: 68%)

15 of 64 Districts (23%) + 1 CC reached target.



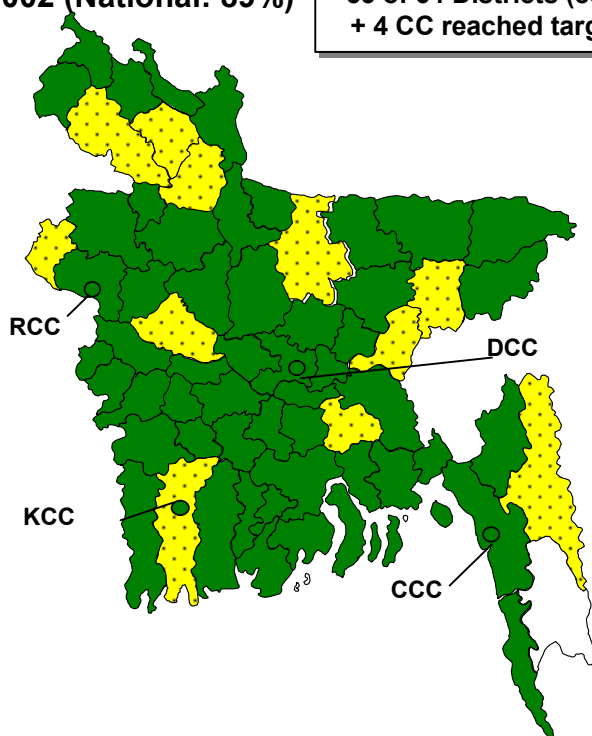
2001 (National: 80%)

32 of 64 Districts (50%) + 3 CC reached target.



2002 (National: 89%)

53 of 64 Districts (83%) + 4 CC reached target.



## Categories

- 0% – 49%
- 50% – 79%
- ≥80% (Target)
- No AFP case

\*Data as of Epidemiologic Week 30, July 27, 2002



# Compatible Cases, by Upazila\*, Bangladesh 2001

