



# EPI Surveillance Bulletin

Epidemiologic Week 13: March 21 - 27, 2004



Vol. 7 No. 3

Mar 2004

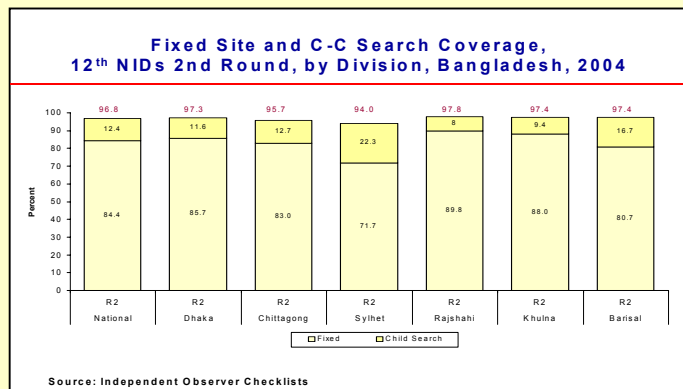
## New Challenges after Successful 12th NIDs: Sustain Surveillance, Improve Routine

Bangladesh has successfully completed the 2nd round of 12th NIDs. Analyses of data from the independent observers checklists show that high coverage in this round has also been achieved; 96.8% of the targeted 22 million children 0-59 months old were provided OPV. Of these children 84.4% were

general public, the parents of the children for their active role and support to make the 12th NIDs such an exemplary success.

Bangladesh is maintaining "0" status for polio for more than 3 years and the real challenge of the near future will be sustaining the high quality surveillance. We must ensure that all the AFP cases are detected and investigated timely, so that Bangladesh can be able to demonstrate its' ability to detect any case of polio that might occur. It is also essential to strengthen routine EPI services still further to minimize the number of susceptible children. A lower number susceptibles will minimize the chance of outbreak should wild virus be imported. EPI is currently adopting different approaches to strengthen its routine service, including uniform session planning, EPI review and micro-planning, introduction of RED strategies, training on injection safety for all vaccinators and introduction of AD syringes for all antigens.

EPI is currently planning for measles control plan of action, which will act as a guideline for future activities. Among other activities EPI is considering enlistment of all children 9-23 months old who missed the measles vaccine to periodically organize sessions to vaccinate them. It is also considering providing proper case management to measles cases during outbreak investigations.



vaccinated at fixed site and 12.4% during house-to-house child search. Coverage in the 1st round was 96.9%. Division wise coverage is also high ranging from 94% in Sylhet to 97.8% in Rajshahi. EPI takes the opportunity to thank all NID volunteers, field workers, health officials, government and NGO staff from different sectors, partners in polio eradication and above all the

**Shishu Shishu Proti Shishu Khuje Fero Proti Shishu!**

## Surveillance Summary for 1998-2003 (through Epidemiologic Week 13, March 21 - 27, 2004)

|   | 1998      | 1999      | 2000     | 2001     | 2002     | 2003 <sup>1</sup> |
|---|-----------|-----------|----------|----------|----------|-------------------|
| Number of AFP cases   | 475       | 761       | 1138     | 1287     | 1365     | 1129              |
| No. of clinically confirmed polio cases                                   | 298       | 322       | 197      | NA       | NA       | NA                |
| No. of compatible cases according to virologic classification system      | NA        | NA        | NA       | 36       | 0        | 0                 |
| <b>No. of cases with isolation of wild poliovirus</b>                     | <b>10</b> | <b>29</b> | <b>1</b> | <b>0</b> | <b>0</b> | <b>0</b>          |
| No. of discarded polio cases (i.e., non-polio AFP)                        | 165       | 439       | 941      | 1251     | 1365     | 1128              |
| No. of cases pending classification                                       | 0         | 0         | 0        | 0        | 0        | 1                 |
| Expected annual number of non-polio AFP cases (1/100,000 children <15 yr) | 495       | 505       | 515      | 533      | 549      | 556               |

## AFP Surveillance Performance Indicators:

| Indicator   | Target      | 1998 | 1999 | 2000 | 2001 | 2002 | 2003              |
|---|-------------|------|------|------|------|------|-------------------|
| 1. Annual Non-Polio AFP rate in children < 15 years old   | ≥ 1/100,000 | 0.33 | 0.87 | 1.82 | 2.34 | 2.49 | 2.03 <sup>1</sup> |
| 2. Completeness of active reporting from hospitals  | ≥ 90%       | 46%  | 73%  | 95%  | 100% | 100% | 100%              |
| 3. Timeliness of active reporting from hospitals  | ≥ 80%       | 15%  | 44%  | 72%  | 88%  | 100% | 99%               |
| 4. Suspected AFP cases investigated within 48 hours of notification   | ≥ 80%       | 89%  | 83%  | 93%  | 96%  | 96%  | 98%               |
| 5. Confirmed AFP cases with 2 stool specimens collected ≤ 14 days after paralysis onset   | ≥ 80%       | 59%  | 49%  | 68%  | 80%  | 89%  | 90%               |
| 6. Stool specimens arriving at laboratory ≤ 3 days after collection   | ≥ 80%       | 88%  | 81%  | 92%  | 97%  | 98%  | 99%               |
| 7. Stool specimens arriving at laboratory in "good" condition<br>"good" = 1. Presence of unmelted ice or temperature <8°C<br>2. Adequate volume (≥ 8 grams or size of ½ thumb)<br>3. No evidence of leakage<br>4. No evidence of desiccation (drying) | ≥ 90%       | 92%  | 97%  | 100% | 100% | 99%  | 100%              |
| 8. Confirmed AFP cases receiving a follow-up exam at least 60 days after paralysis onset  | ≥ 80%       | 80%  | 97%  | 95%  | 93%  | 99%  | 100% <sup>2</sup> |
| 9. Stool specimens with laboratory results ≤ 28 days after specimen receipt   | ≥ 80%       | 16%  | 58%  | 94%  | 99%  | 100% | 100% <sup>3</sup> |
| 10. Stool specimens from which non-polio enterovirus (NPEV) was isolated  | ≥ 10%       | 5%   | 13%  | 21%  | 29%  | 28%  | 23%               |

<sup>1</sup> Data as of Mar 27, 2004; <sup>2</sup> among cases with inadequate stools occurring up to Dec 27, 2003; <sup>3</sup> as of Feb 27, 2004

Please provide your feedback and comments to Dr. Sunil Kumar Das, DPM-EPI or Dr. Md. Lutfor Rahman, Program Manager,  
Child Health & Limited Curative Care, EPI Bhaban, Mohakhali, Dhaka 1212 Telephone: 9880530 or 9898797  
Chief Advisor to the Editorial Board: Dr. Mohd. Mahbubur Rahman, Director PHC & Line Director ESP, DGHS, Mohakhali Dhaka.

## AFP Surveillance Performance Indicators -- 2003

Epiweek 13, 2004

| District                | # Expected non-polio AFP | Total # AFP <sup>1</sup> | Wild polio-virus isolated | Compatible cases | Non-Polio AFP cases <sup>1</sup> | Pending final classif. <sup>1</sup> | Annualized Non-polio AFP Rate (/1,00,000) | Notification within 10 d after paralysis onset <sup>1</sup> | Investigation within 48 h after notification <sup>1</sup> | % with 2 stools within 14 days <sup>1</sup> | Stool sample arriving to lab within 72 hrs <sup>1</sup> | # eligible for 60-day follow-up <sup>2</sup> | % with 60-day follow-up <sup>2</sup> |
|-------------------------|--------------------------|--------------------------|---------------------------|------------------|----------------------------------|-------------------------------------|---|---|---|---|---|--|--------------------------------------|
| <b>Dhaka Division</b>   |                          |                          |                           |                  |                                  |                                     |   |   |   |   |   |  |                                      |
| DCC only                | 37                       | 38                       |                           |                  | 38                               | 0                                   | 1.03                                      | 79%   | 97%   | 90%   | 100%  | 4  | 100%                                 |
| Dhaka (non DCC)         | 14                       | 26                       |                           |                  | 26                               | 0                                   | 1.86                                      | 92%   | 100%  | 89%   | 100%  | 3  | 100%                                 |
| Faridpur                | 8                        | 32                       |                           |                  | 32                               | 0                                   | 4.00                                      | 94%   | 100%  | 94%   | 100%  | 2  | 100%                                 |
| Gazipur                 | 9                        | 16                       |                           |                  | 16                               | 0                                   | 1.78                                      | 69%   | 100%  | 75%   | 100%  | 4  | 100%                                 |
| Gopalganj               | 5                        | 21                       |                           |                  | 21                               | 0                                   | 4.20                                      | 95%   | 100%  | 95%   | 100%  | 1  | 100%                                 |
| Jamalpur                | 9                        | 18                       |                           |                  | 18                               | 0                                   | 2.00                                      | 72%   | 94%   | 83%   | 100%  | 4  | 100%                                 |
| Kishoreganj             | 11                       | 38                       |                           |                  | 38                               | 0                                   | 3.45                                      | 95%   | 97%   | 95%   | 100%  | 2  | 100%                                 |
| Madaripur               | 5                        | 18                       |                           |                  | 18                               | 0                                   | 3.60                                      | 83%   | 100%  | 89%   | 100%  | 2  | 100%                                 |
| Manikganj               | 6                        | 15                       |                           |                  | 15                               | 0                                   | 2.50                                      | 73%   | 100%  | 80%   | 100%  | 3  | 100%                                 |
| Munshiganj              | 6                        | 26                       |                           |                  | 26                               | 0                                   | 4.33                                      | 100%  | 96%   | 96%   | 96%   | 1  | 100%                                 |
| Mymensingh              | 19                       | 22                       |                           |                  | 22                               | 0                                   | 1.16                                      | 68%   | 96%   | 82%   | 100%  | 4  | 100%                                 |
| Narayanganj             | 9                        | 14                       |                           |                  | 14                               | 0                                   | 1.56                                      | 86%   | 100%  | 86%   | 100%  | 2  | 100%                                 |
| Narsingdhi              | 8                        | 15                       |                           |                  | 15                               | 0                                   | 1.88                                      | 87%   | 100%  | 93%   | 100%  | 1  | 100%                                 |
| Netrokona               | 8                        | 15                       |                           |                  | 15                               | 0                                   | 1.88                                      | 67%   | 87%   | 87%   | 100%  | 2  | 100%                                 |
| Rajbari                 | 4                        | 10                       |                           |                  | 10                               | 0                                   | 2.50                                      | 70%   | 100%  | 80%   | 100%  | 2  | 100%                                 |
| Shariatpur              | 5                        | 26                       |                           |                  | 26                               | 0                                   | 5.20                                      | 89%   | 100%  | 89%   | 96%   | 3  | 100%                                 |
| Sherpur                 | 5                        | 11                       |                           |                  | 11                               | 0                                   | 2.20                                      | 91%   | 100%  | 100%  | 100%  | 0  | NA                                   |
| Tangail                 | 14                       | 32                       |                           |                  | 32                               | 0                                   | 2.29                                      | 88%   | 100%  | 91%   | 100%  | 3  | 100%                                 |
| <b>Total-DHAKA</b>      | <b>182</b>               | <b>393</b>               | <b>0</b>                  | <b>0</b>         | <b>393</b>                       | <b>0</b>                            | <b>2.16</b>                               | <b>85%</b>  | <b>98%</b>  | <b>89%</b>                                  | <b>100%</b>   | <b>43</b>                                    | <b>100%</b>                          |
| <b>CTG Division</b>     |                          |                          |                           |                  |                                  |                                     |   |   |   |   |   |  |                                      |
| CCC only                | 12                       | 8                        |                           |                  | 8                                | 0                                   | 0.67                                      | 100%  | 100%  | 100%  | 100%  | 0  | NA                                   |
| Chittagong (non CCC)    | 20                       | 32                       |                           |                  | 32                               | 0                                   | 1.60                                      | 91%   | 97%   | 84%   | 100%  | 5  | 100%                                 |
| Bandarban               | 1                        | 0                        |                           |                  | 0                                | 0                                   | 0.00                                      | NA  | NA  | NA  | NA  | NA   | NA                                   |
| Brahmanbaria            | 10                       | 11                       |                           |                  | 11                               | 0                                   | 1.10                                      | 91%   | 82%   | 64%   | 100%  | 4  | 100%                                 |
| Chandpur                | 10                       | 24                       |                           |                  | 24                               | 0                                   | 2.40                                      | 92%   | 96%   | 96%   | 96%   | 1  | 100%                                 |
| Comilla                 | 20                       | 47                       |                           |                  | 47                               | 0                                   | 2.35                                      | 94%   | 98%   | 98%   | 98%   | 1  | 100%                                 |
| Cox's Bazar             | 8                        | 19                       |                           |                  | 19                               | 0                                   | 2.38                                      | 84%   | 100%  | 90%   | 100%  | 2  | 100%                                 |
| Feni                    | 5                        | 10                       |                           |                  | 10                               | 0                                   | 2.00                                      | 100%  | 100%  | 100%  | 100%  | 0  | NA                                   |
| Khagrachari             | 2                        | 7                        |                           |                  | 7                                | 0                                   | 3.50                                      | 57%   | 71%   | 57%   | 86%   | 3  | 100%                                 |
| Laxmipur                | 6                        | 16                       |                           |                  | 16                               | 0                                   | 2.67                                      | 94%   | 100%  | 88%   | 100%  | 2  | 100%                                 |
| Noakhali                | 11                       | 21                       |                           |                  | 21                               | 0                                   | 1.91                                      | 86%   | 95%   | 91%   | 100%  | 1  | 100%                                 |
| Rangamati               | 2                        | 6                        |                           |                  | 6                                | 0                                   | 3.00                                      | 83%   | 83%   | 100%  | 100%  | 0  | NA                                   |
| <b>Total-CTG</b>        | <b>107</b>               | <b>201</b>               | <b>0</b>                  | <b>0</b>         | <b>201</b>                       | <b>0</b>                            | <b>1.88</b>                               | <b>90%</b>  | <b>96%</b>  | <b>90%</b>                                  | <b>99%</b>  | <b>19</b>                                    | <b>100%</b>                          |
| <b>Sylhet Division</b>  |                          |                          |                           |                  |                                  |                                     |   |   |   |   |   |  |                                      |
| SCC                     | 1                        | 2                        |                           |                  | 2                                | 0                                   | 2.00                                      | 100%  | 100%  | 100%  | 100%  | 0  | NA                                   |
| Sylhet (non SCC)        | 10                       | 15                       |                           |                  | 15                               | 0                                   | 1.50                                      | 100%  | 100%  | 93%   | 100%  | 1  | 100%                                 |
| Habiganj                | 8                        | 8                        |                           |                  | 8                                | 0                                   | 1.00                                      | 75%   | 88%   | 75%   | 100%  | 2  | 100%                                 |
| Maulvibazar             | 7                        | 10                       |                           |                  | 10                               | 0                                   | 1.43                                      | 90%   | 90%   | 90%   | 100%  | 1  | 100%                                 |
| Sunamganj               | 9                        | 14                       |                           |                  | 14                               | 0                                   | 1.56                                      | 93%   | 100%  | 86%   | 100%  | 2  | 100%                                 |
| <b>Total-SYL</b>        | <b>35</b>                | <b>49</b>                | <b>0</b>                  | <b>0</b>         | <b>49</b>                        | <b>0</b>                            | <b>1.40</b>                               | <b>92%</b>  | <b>96%</b>  | <b>88%</b>                                  | <b>100%</b>   | <b>6</b>                                     | <b>100%</b>                          |
| <b>Raj Division</b>     |                          |                          |                           |                  |                                  |                                     |   |   |   |   |   |  |                                      |
| RCC only                | 2                        | 3                        |                           |                  | 3                                | 0                                   | 1.50                                      | 67%   | 100%  | 100%  | 100%  | 0  | NA                                   |
| Rajshahi (non RCC)      | 8                        | 12                       |                           |                  | 12                               | 0                                   | 1.50                                      | 92%   | 100%  | 67%   | 90%   | 4  | 100%                                 |
| Bogra                   | 13                       | 21                       |                           |                  | 21                               | 0                                   | 1.62                                      | 100%  | 100%  | 100%  | 100%  | 0  | NA                                   |
| Dinajpur                | 11                       | 20                       |                           |                  | 20                               | 0                                   | 1.82                                      | 85%   | 100%  | 95%   | 100%  | 1  | 100%                                 |
| Gaibandha               | 9                        | 20                       |                           |                  | 20                               | 0                                   | 2.22                                      | 90%   | 95%   | 80%   | 94%   | 4  | 100%                                 |
| Joypurhat               | 4                        | 12                       |                           |                  | 12                               | 0                                   | 3.00                                      | 83%   | 100%  | 75%   | 100%  | 3  | 100%                                 |
| Kurigram                | 8                        | 17                       |                           |                  | 17                               | 0                                   | 2.13                                      | 88%   | 100%  | 77%   | 100%  | 4  | 100%                                 |
| Lalmonirhat             | 5                        | 7                        |                           |                  | 7                                | 0                                   | 1.40                                      | 86%   | 100%  | 86%   | 100%  | 1  | 100%                                 |
| Natore                  | 7                        | 10                       |                           |                  | 10                               | 0                                   | 1.43                                      | 100%  | 100%  | 100%  | 100%  | 0  | NA                                   |
| Nilphamari              | 7                        | 14                       |                           |                  | 14                               | 0                                   | 2.00                                      | 79%   | 100%  | 86%   | 100%  | 2  | 100%                                 |
| Noagoan                 | 10                       | 24                       |                           |                  | 24                               | 0                                   | 2.40                                      | 96%   | 100%  | 92%   | 100%  | 2  | 100%                                 |
| Nowabganj               | 6                        | 5                        |                           |                  | 5                                | 0                                   | 0.83                                      | 100%  | 100%  | 80%   | 100%  | 1  | 100%                                 |
| Pabna                   | 9                        | 18                       |                           |                  | 18                               | 0                                   | 2.00                                      | 89%   | 100%  | 83%   | 94%   | 3  | 100%                                 |
| Panchagarh              | 4                        | 13                       |                           |                  | 13                               | 0                                   | 3.25                                      | 85%   | 100%  | 85%   | 100%  | 2  | 100%                                 |
| Rangpur                 | 11                       | 12                       |                           |                  | 12                               | 0                                   | 1.09                                      | 83%   | 100%  | 83%   | 100%  | 2  | 100%                                 |
| Sirajganj               | 12                       | 17                       |                           |                  | 17                               | 0                                   | 1.42                                      | 94%   | 100%  | 94%   | 100%  | 1  | 100%                                 |
| Thakurgaon              | 5                        | 17                       |                           |                  | 17                               | 0                                   | 3.40                                      | 88%   | 100%  | 82%   | 100%  | 3  | 100%                                 |
| <b>Total-RAJ</b>        | <b>131</b>               | <b>242</b>               | <b>0</b>                  | <b>0</b>         | <b>242</b>                       | <b>0</b>                            | <b>1.85</b>                               | <b>90%</b>  | <b>100%</b>   | <b>86%</b>                                  | <b>99%</b>  | <b>33</b>                                    | <b>100%</b>                          |
| <b>Khulna Division</b>  |                          |                          |                           |                  |                                  |                                     |   |   |   |   |   |  |                                      |
| KCC only                | 5                        | 3                        |                           |                  | 3                                | 0                                   | 0.60                                      | 100%  | 100%  | 100%  | 100%  | 0  | NA                                   |
| Khulna (non KCC)        | 7                        | 10                       |                           |                  | 10                               | 0                                   | 1.43                                      | 80%   | 100%  | 80%   | 100%  | 2  | 100%                                 |
| Bagerhat                | 7                        | 9                        |                           |                  | 9                                | 0                                   | 1.29                                      | 89%   | 100%  | 89%   | 100%  | 1  | 100%                                 |
| Chuadanga               | 4                        | 9                        |                           |                  | 9                                | 0                                   | 2.25                                      | 89%   | 100%  | 100%  | 100%  | 0  | NA                                   |
| Jessore                 | 11                       | 13                       |                           |                  | 13                               | 0                                   | 1.18                                      | 85%   | 92%   | 77%   | 100%  | 3  | 100%                                 |
| Jhenaidah               | 7                        | 10                       |                           |                  | 10                               | 0                                   | 1.43                                      | 100%  | 100%  | 100%  | 100%  | 0  | NA                                   |
| Kustia                  | 7                        | 15                       |                           |                  | 15                               | 0                                   | 2.14                                      | 87%   | 100%  | 100%  | 100%  | 0  | NA                                   |
| Magura                  | 4                        | 8                        |                           |                  | 8                                | 0                                   | 2.00                                      | 100%  | 100%  | 100%  | 100%  | 0  | NA                                   |
| Meherpur                | 3                        | 3                        |                           |                  | 3                                | 0                                   | 1.00                                      | 100%  | 100%  | 100%  | 100%  | 0  | NA                                   |
| Narail                  | 3                        | 4                        |                           |                  | 4                                | 0                                   | 1.33                                      | 100%  | 100%  | 100%  | 100%  | 0  | NA                                   |
| Satkhira                | 8                        | 10                       |                           |                  | 10                               | 0                                   | 1.25                                      | 70%   | 100%  | 90%   | 100%  | 1  | 100%                                 |
| <b>Total-KHU</b>        | <b>66</b>                | <b>94</b>                | <b>0</b>                  | <b>0</b>         | <b>94</b>                        | <b>0</b>                            | <b>1.42</b>                               | <b>88%</b>  | <b>99%</b>  | <b>93%</b>                                  | <b>100%</b>   | <b>7</b>                                     | <b>100%</b>                          |
| <b>Barisal Division</b> |                          |                          |                           |                  |                                  |                                     |   |   |   |   |   |  |                                      |
| BCC                     | 1                        | 3                        |                           |                  | 3                                | 0                                   | 3.00                                      | 100%  | 100%  | 100%  | 100%  | 0  | NA                                   |
| Barisal (non BCC)       | 9                        | 26                       |                           |                  | 26                               | 0                                   | 2.89                                      | 85%   | 92%   | 89%   | 100%  | 3  | 100%                                 |
| Barguna                 | 4                        | 24                       |                           |                  | 24                               | 0                                   | 6.00                                      | 100%  | 100%  | 100%  | 100%  | 0  | NA                                   |
| Bhola                   | 7                        | 24                       |                           |                  | 23                               | 1                                   | 3.29                                      | 83%   | 100%  | 88%   | 100%  | 3  | 100%                                 |
| Jhalakhati              | 3                        | 19                       |                           |                  | 19                               | 0                                   | 6.33                                      | 95%   | 95%   | 100%  | 100%  | 0  | NA                                   |
| Patuakhali              | 6                        | 22                       |                           |                  | 22                               | 0                                   | 3.67                                      | 86%   | 100%  | 86%   | 96%   | 3  | 100%                                 |
| Pirojpur                | 5                        | 32                       |                           |                  | 32                               | 0                                   | 6.40                                      | 97%   | 97%   | 97%   | 100%  | 1  | 100%                                 |
| <b>Total-BAR</b>        | <b>35</b>                | <b>150</b>               | <b>0</b>                  | <b>0</b>         | <b>149</b>                       | <b>1</b>                            | <b>4.26</b>                               | <b>91%</b>  | <b>97%</b>  | <b>93%</b>                                  | <b>99%</b>  | <b>10</b>                                    | <b>100%</b>                          |
| <b>National</b>         | <b>556</b>               | <b>1129</b>              | <b>0</b>                  | <b>0</b>         | <b>1128</b>                      | <b>1</b>                            | <b>2.03</b>                               | <b>88%</b>  | <b>98%</b>  | <b>90%</b>                                  | <b>99%</b>  | <b>118</b>                                   | <b>100%</b>                          |

<sup>1</sup>Data as of Epidemiologic Week 13, March 27, 2004; <sup>2</sup> among cases with inadequate stools occurring up to Dec 27, 2003

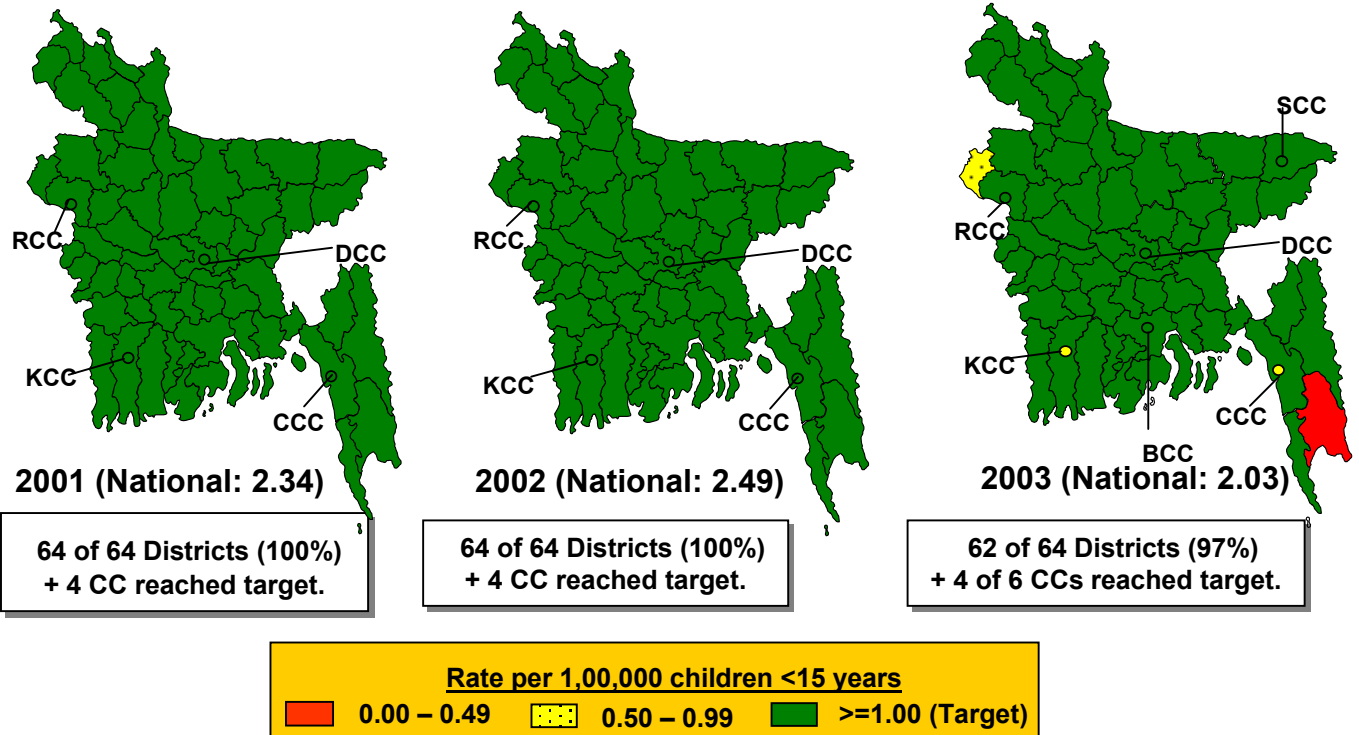
## Disease Surveillance - 2003-2004

Epiweek 13, 2004

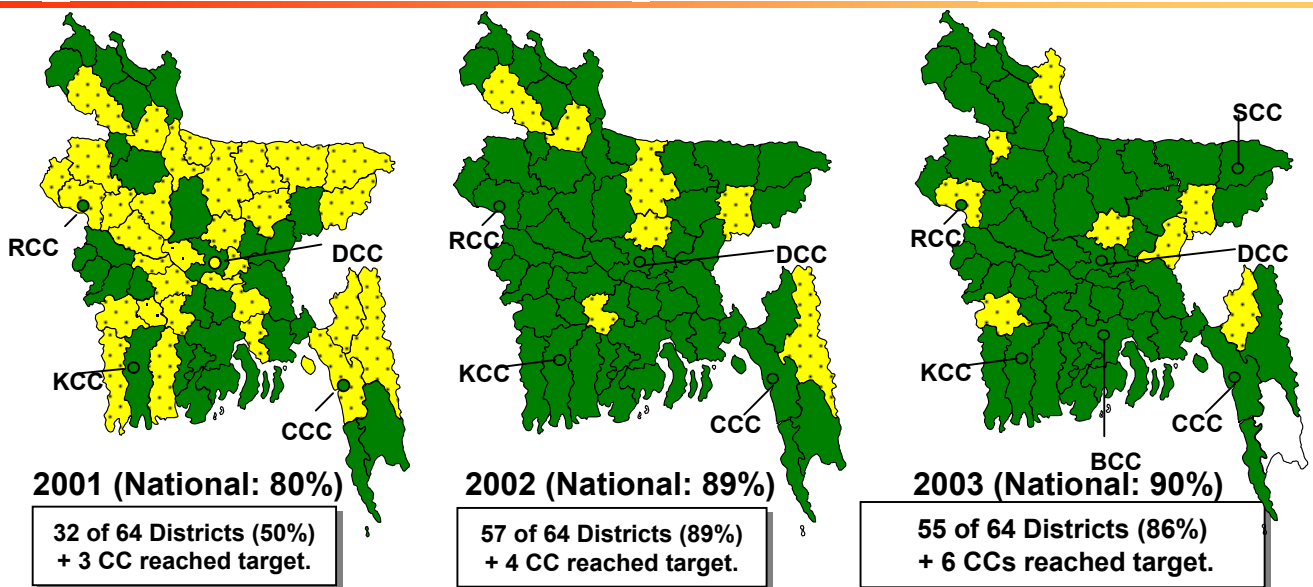
| District                | Neonatal Tetanus                     |           |                                       |           |                   |           | Measles  |            |                                     |                   |               |            | AEFI       |           |
|-------------------------|--------------------------------------|-----------|---------------------------------------|-----------|-------------------|-----------|--|------------|-------------------------------------|-------------------|---------------|------------|------------|-----------|
|                         | Case Reported by Active Surveillance |           | Case Reported by Passive Surveillance |           | Case Investigated |           | Reported by Hospital-based Active and Passive Surveillance |            | Outbreak                            |                   | Case Reported |            |            |           |
|                         | 2003                                 | 2004      | 2003                                  | 2004      | 2003              | 2004      | 2003   | 2004       | Number of Outbreak (% Investigated) | Case Investigated | 2003          | 2004       | 2003       | 2004      |
| <b>Dhaka Division</b>   |                                      |           |                                       |           |                   |           |  |            |                                     |                   |               |            |            |           |
| DCC only                | 12                                   | 4         | 9                                     |           | 7                 | 1         | 822  | 19         |                                     |                   |               |            | 0          |           |
| Dhaka (non DCC)         | 3                                    | 3         | 4                                     |           | 4                 |           | 96   | 3          |                                     |                   |               |            | 0          |           |
| Faridpur                | 9                                    |           | 11                                    |           | 6                 |           | 61   | 7          | 1 (100%)                            |                   | 15            |            | 1          |           |
| Gazipur                 | 2                                    | 1         | 1                                     |           | 2                 |           | 44   |            |                                     |                   |               |            | 10         |           |
| Gopalganj               | 11                                   | 2         | 11                                    |           | 12                |           | 39   | 1          |                                     |                   |               |            | 12         | 2         |
| Jamalpur                | 4                                    |           | 1                                     |           | 4                 | 1         | 102  | 7          |                                     |                   |               |            | 13         | 4         |
| Kishoreganj             | 18                                   | 2         | 20                                    | 2         | 23                |           | 163  | 21         |                                     |                   |               |            | 22         | 3         |
| Madaripur               | 2                                    |           | 2                                     |           | 3                 |           | 4  |            |                                     |                   |               |            | 4          |           |
| Manikganj               | 3                                    | 1         | 4                                     |           | 1                 |           | 17   | 2          | 1 (100%)                            |                   | 262           |            | 0          |           |
| Munshiganj              | 3                                    |           | 3                                     | 1         | 2                 |           | 19   |            |                                     |                   |               |            | 0          | 1         |
| Mymensingh              | 21                                   | 4         | 11                                    |           | 26                | 3         | 98   | 11         | 1 (100%)                            |                   | 21            |            | 3          |           |
| Narayanganj             | 2                                    | 2         | 2                                     |           | 0                 |           | 20   |            |                                     |                   |               |            | 0          |           |
| Narsingdhi              | 6                                    |           | 3                                     |           | 4                 |           | 45   |            |                                     |                   |               |            | 5          |           |
| Netrokona               | 6                                    |           | 8                                     |           | 5                 |           | 63   | 2          |                                     |                   |               |            | 8          |           |
| Rajbari                 | 2                                    |           | 2                                     |           | 0                 |           | 4  | 1          |                                     |                   |               |            | 0          |           |
| Shariatpur              | 1                                    |           | 0                                     |           | 1                 |           | 10   | 1          |                                     |                   |               |            | 8          | 1         |
| Sherpur                 | 14                                   | 1         | 9                                     |           | 15                | 1         | 14   | 1          |                                     |                   |               |            | 5          |           |
| Tangail                 | 2                                    | 1         | 1                                     |           | 2                 | 1         | 96   | 4          |                                     |                   |               |            | 12         |           |
| <b>Total-DHAKA</b>      | <b>121</b>                           | <b>21</b> | <b>102</b>                            | <b>3</b>  | <b>117</b>        | <b>7</b>  | <b>1717</b>  | <b>80</b>  | <b>2 (100%)</b>                     | <b>1 (100%)</b>   | <b>36</b>     | <b>262</b> | <b>103</b> | <b>11</b> |
| <b>CTG Division</b>     |                                      |           |                                       |           |                   |           |  |            |                                     |                   |               |            |            |           |
| CCC only                | 0                                    | 2         | 0                                     |           | 0                 |           | 22   | 14         |                                     | 1 (100%)          | 9             | 15         | 0          |           |
| Chittagong (non CCC)    | 4                                    | 2         | 1                                     | 1         | 5                 |           | 32   | 9          |                                     |                   |               |            | 2          | 1         |
| Bandarban               | 0                                    |           | 0                                     |           | 0                 |           | 10   | 4          | 1 (100%)                            | 1 (100%)          | 33            | 11         | 0          |           |
| Brahmanbaria            | 22                                   | 6         | 32                                    | 4         | 18                | 5         | 30   | 3          | 1 (100%)                            |                   | 11            |            | 19         |           |
| Chandpur                | 1                                    |           | 1                                     |           | 1                 |           | 27   | 2          |                                     |                   |               |            | 23         | 4         |
| Comilla                 | 6                                    |           | 4                                     | 1         | 2                 |           | 151  | 2          |                                     |                   |               |            | 0          |           |
| Cox's Bazar             | 5                                    | 1         | 3                                     |           | 3                 | 1         | 74   | 18         |                                     |                   |               |            | 9          |           |
| Feni                    | 4                                    | 1         | 4                                     | 1         | 2                 | 1         | 25   | 2          |                                     |                   |               |            | 8          | 2         |
| Khagrachari             | 2                                    |           | 2                                     |           | 1                 |           | 7  | 1          |                                     |                   |               |            | 0          |           |
| Laxmipur                | 9                                    |           | 12                                    |           | 9                 |           | 99   | 1          |                                     |                   |               |            | 10         | 1         |
| Noakhali                | 5                                    |           | 7                                     |           | 5                 |           | 61   | 2          |                                     |                   |               |            | 1          | 1         |
| Rangamati               | 1                                    |           | 0                                     |           | 0                 |           | 11   |            |                                     |                   |               |            | 0          |           |
| <b>Total-CTG</b>        | <b>59</b>                            | <b>12</b> | <b>66</b>                             | <b>7</b>  | <b>46</b>         | <b>7</b>  | <b>549</b>   | <b>58</b>  | <b>1 (100%)</b>                     | <b>3 (100%)</b>   | <b>42</b>     | <b>37</b>  | <b>72</b>  | <b>9</b>  |
| <b>Sylhet Division</b>  |                                      |           |                                       |           |                   |           |  |            |                                     |                   |               |            |            |           |
| SCC                     | 0                                    |           | 0                                     |           | 0                 |           | 2  | 36         |                                     |                   |               |            | 0          |           |
| Sylhet (non SCC)        | 5                                    |           | 2                                     |           | 4                 |           | 118  | 61         |                                     |                   |               |            | 0          |           |
| Habiganj                | 19                                   | 1         | 23                                    | 2         | 8                 |           | 24   | 5          | 1 (100%)                            |                   | 17            |            | 26         |           |
| Maulvibazar             | 12                                   | 3         | 13                                    | 2         | 2                 |           | 47   | 3          |                                     |                   |               |            | 0          |           |
| Sunamganj               | 27                                   |           | 23                                    | 1         | 33                |           | 113  | 3          |                                     |                   |               |            | 28         |           |
| <b>Total-SYL</b>        | <b>63</b>                            | <b>4</b>  | <b>61</b>                             | <b>5</b>  | <b>47</b>         | <b>0</b>  | <b>304</b>   | <b>108</b> | <b>1 (100%)</b>                     | <b>0%</b>         | <b>17</b>     | <b>0</b>   | <b>54</b>  | <b>0</b>  |
| <b>Raj Division</b>     |                                      |           |                                       |           |                   |           |  |            |                                     |                   |               |            |            |           |
| RCC only                | 2                                    |           | 3                                     |           | 0                 |           | 7  | 1          |                                     |                   |               |            | 2          |           |
| Rajshahi (non RCC)      | 4                                    |           | 4                                     |           | 2                 |           | 10   | 2          | 1 (100%)                            |                   | 25            | 37         | 1          |           |
| Bogra                   | 3                                    |           | 1                                     |           | 3                 |           | 5  |            |                                     |                   |               |            | 2          |           |
| Dinajpur                | 3                                    |           | 5                                     | 2         | 5                 | 1         | 32   | 8          |                                     |                   |               |            | 17         | 2         |
| Gaibandha               | 2                                    | 1         | 7                                     | 3         | 14                | 4         | 58   | 1          | 6 (100%)                            |                   | 136           |            | 3          |           |
| Joypurhat               | 0                                    |           | 0                                     |           | 0                 |           | 24   | 38         | 2 (100%)                            |                   | 27            |            | 7          |           |
| Kurigram                | 0                                    |           | 1                                     |           | 0                 |           | 38   | 4          | 1 (100%)                            |                   | 104           |            | 0          |           |
| Lalmonirhat             | 0                                    |           | 0                                     |           | 0                 | 1         | 29   | 2          |                                     |                   |               |            | 0          |           |
| Natore                  | 10                                   | 1         | 13                                    | 2         | 9                 |           | 8  | 1          |                                     |                   |               |            | 4          |           |
| Nilphamari              | 1                                    |           | 2                                     |           | 2                 |           | 25   | 14         | 1 (100%)                            |                   | 13            |            | 1          |           |
| Noagoan                 | 1                                    | 1         | 3                                     | 1         | 4                 | 1         | 28   | 1          |                                     |                   |               |            | 2          | 1         |
| Nowabganj               | 6                                    |           | 8                                     |           | 10                |           | 26   | 2          | 2 (100%)                            |                   | 221           |            | 1          | 1         |
| Pabna                   | 5                                    | 2         | 5                                     | 3         | 4                 |           | 83   | 23         |                                     |                   |               |            | 17         | 5         |
| Panchagarh              | 0                                    |           | 0                                     |           | 0                 |           | 21   | 6          |                                     |                   |               |            | 2          |           |
| Rangpur                 | 7                                    | 3         | 6                                     |           | 8                 | 2         | 41   | 5          |                                     |                   |               |            | 0          |           |
| Sirajganj               | 4                                    |           | 4                                     |           | 4                 |           | 10   | 8          |                                     |                   |               |            | 0          |           |
| Thakurgaon              | 2                                    |           | 1                                     |           | 1                 |           | 28   | 3          |                                     |                   |               |            | 1          |           |
| <b>Total-RAJ</b>        | <b>50</b>                            | <b>8</b>  | <b>63</b>                             | <b>11</b> | <b>66</b>         | <b>9</b>  | <b>473</b>   | <b>119</b> | <b>9 (100%)</b>                     | <b>4 (100%)</b>   | <b>486</b>    | <b>77</b>  | <b>60</b>  | <b>9</b>  |
| <b>Khulna Division</b>  |                                      |           |                                       |           |                   |           |  |            |                                     |                   |               |            |            |           |
| KCC only                | 1                                    |           | 0                                     |           | 1                 |           | 6  | 2          |                                     |                   |               |            | 4          | 1         |
| Khulna (non KCC)        | 8                                    |           | 8                                     |           | 5                 |           | 15   | 2          |                                     |                   |               |            | 3          | 1         |
| Bagerhat                | 6                                    |           | 6                                     |           | 7                 |           | 89   | 1          |                                     |                   |               |            | 4          |           |
| Chuadanga               | 7                                    |           | 5                                     |           | 13                |           | 48   | 2          |                                     |                   |               |            | 5          |           |
| Jessore                 | 19                                   | 1         | 13                                    | 1         | 9                 | 1         | 42   | 9          |                                     |                   |               |            | 35         | 4         |
| Jhenaidah               | 8                                    |           | 7                                     |           | 11                |           | 14   | 3          |                                     |                   |               |            | 6          |           |
| Kushtia                 | 8                                    | 1         | 9                                     | 1         | 17                | 1         | 18   | 3          |                                     |                   |               |            | 20         |           |
| Magura                  | 9                                    |           | 9                                     |           | 12                |           | 46   | 15         |                                     |                   |               |            | 7          | 1         |
| Meherpur                | 4                                    |           | 3                                     |           | 4                 | 1         | 33   | 2          |                                     |                   |               |            | 2          |           |
| Narail                  | 11                                   |           | 9                                     | 1         | 14                | 1         | 13   | 8          |                                     |                   |               |            | 12         | 3         |
| Satkhira                | 7                                    | 1         | 4                                     |           | 5                 | 1         | 27   |            |                                     |                   |               |            | 14         | 3         |
| <b>Total-KHU</b>        | <b>88</b>                            | <b>3</b>  | <b>73</b>                             | <b>3</b>  | <b>98</b>         | <b>5</b>  | <b>351</b>   | <b>47</b>  | <b>0</b>                            | <b>0</b>          | <b>0</b>      | <b>0</b>   | <b>112</b> | <b>13</b> |
| <b>Barisal Division</b> |                                      |           |                                       |           |                   |           |  |            |                                     |                   |               |            |            |           |
| BCC                     | 0                                    |           | 0                                     |           | 0                 |           | 6  |            |                                     |                   |               |            | 0          |           |
| Barisal (non BCC)       | 2                                    |           | 0                                     |           | 0                 |           | 139  | 5          | 1 (100%)                            |                   | 34            |            | 1          |           |
| Barguna                 | 1                                    |           | 1                                     |           | 1                 |           | 93   | 7          | 1 (100%)                            |                   | 11            |            | 3          |           |
| Bhola                   | 0                                    | 1         | 1                                     |           | 2                 |           | 67   | 1          |                                     |                   |               |            | 1          |           |
| Jhalakhati              | 3                                    |           | 2                                     |           | 3                 |           | 40   | 2          |                                     |                   |               |            | 2          |           |
| Patuakhali              | 1                                    |           | 4                                     |           | 3                 |           | 55   | 18         | 2 (100%)                            |                   | 83            |            | 3          |           |
| Pirojpur                | 2                                    |           | 1                                     |           | 1                 | 1         | 11   |            |                                     |                   |               |            | 5          |           |
| <b>Total BAR</b>        | <b>9</b>                             | <b>1</b>  | <b>9</b>                              | <b>0</b>  | <b>10</b>         | <b>1</b>  | <b>411</b>   | <b>33</b>  | <b>3 (100%)</b>                     | <b>1 (100%)</b>   | <b>117</b>    | <b>11</b>  | <b>15</b>  | <b>0</b>  |
| <b>National</b>         | <b>390</b>                           | <b>49</b> | <b>374</b>                            | <b>29</b> | <b>384</b>        | <b>29</b> | <b>3805</b>  | <b>445</b> | <b>16 (100%)</b>                    | <b>9 (100%)</b>   | <b>698</b>    | <b>387</b> | <b>416</b> | <b>42</b> |

Data as of Epidemiologic Week 13, March 27, 2004

# Annualized Non-Polio AFP Rate, by District, Bangladesh 2001-2003\*



## Percent of AFP Cases with Two Stool Samples Collected within 14 days of Paralysis Onset, by District, Bangladesh 2001-2003\*



\*Data as of Epidemiologic Week 13, March 27, 2004

