

**INDEPENDENT AUDITOR'S REPORT &
AUDITED FINANCIAL STATEMENT**

of

**Bangladesh Telecommunication Regulatory
Commission (BTRC)**

For the year ended 30th June 2025



SHIRAZ KHAN BASAK & CO.

CHARTERED ACCOUNTANTS

(An associate firm of D. N. Gupta & Associates)

R. K. TOWER (Level-10)

86, Bir Uttam C.R. Datta Road

(312, Sonargaon Road), Dhaka-1205

Tel : 88-02-9635139, 88-02-9673597

Mobile : 01711-520770, 01922-117370

01757-941837, 01671-512296

E-mail : shirazkhanbasak@yahoo.com

Website : www.shirazkhanbasak.com.bd

Independent Auditor's Report

to the Commission of

Bangladesh Telecommunication Regulatory Commission

Report on the Audit of the Financial Statements

Opinion

We have audited the financial statements of **Bangladesh Telecommunication Regulatory Commission** (the "Commission"), which comprise the Statement of Financial Position as at 30 June 2025, Statement of Income and Expenditure, and Statement of Cash Flows for the year then ended, and notes to the financial statements, including a summary of significant accounting policies and other explanatory information.

In our opinion, except for the effects of the matter described in the Basis for qualified opinion section of our report, the accompanying financial statements present fairly, in all material respects, the financial position of the Commission as at 30 June 2025, and of its financial performance and its cash flows for the year then ended in accordance with International Financial Reporting Standards (IFRSs).

Basis for Qualified Opinion

1. BTRC currently uses a modified accrual basis of accounting which is non-compliant with IAS 1: Presentation of Financial Statements. As a result, both revenue and accounts receivable have not been reflected in a true & fair view. In consequence, we noted that BTRC issued notices to Teletalk Bangladesh Limited regarding the realization of overdue amounts. However, BTRC's financial statements do not present any corresponding receivable balance related to Teletalk Bangladesh Limited.
2. During our audit, we could not obtain sufficient & appropriate evidence related to the accounting treatment of a building provided by the government and Project (SRCB-IDA-3790) fund, which BTRC has not recognized in accordance with International Accounting Standard (IAS) 20, "Accounting for Government Grants and Disclosure of Government Assistance". Furthermore, no value relating to this property has been recorded or disclosed in the financial statements. Due to the absence of adequate documentation and related accounting records, we were unable to determine whether any asset, liability, expense, or disclosure adjustments were required in respect of this property.
3. During our audit, we were unable to ascertain the accuracy and completeness of fixed assets due to the absence of a properly maintained fixed asset register. In addition, the Commission sold certain fixed assets; however, the accounting treatment of these transactions does not comply with the requirements of IAS 16.
4. During our audit, we noted that BTRC has neither received nor accrued interest on its fixed deposit investment with Padma Bank. This omission affects the accuracy of financial reporting and has several associated risks. In addition, the Commission has not measured any 'expected credit loss (ECL)' for the investment, which is in violation of IFRS 9: Financial Instruments.
5. In note 16.00 of the financial statements, A fund has been created to meet "Capital expenditure" amounts to BDT 3,596,259,159 but we could not obtain sufficient appropriate evidence regarding this amount.
6. During our audit, we observed that an intangible asset (software) was incorrectly recorded as revenue expenditure, which is not in compliance with the recognition and measurement requirements of IAS 38.





SHIRAZ KHAN BASAK & CO.

CHARTERED ACCOUNTANTS

(An associate firm of D. N. Gupta & Associates)

R. K. TOWER (Level-10)

86, Bir Uttam C.R. Datta Road

(312, Sonargaon Road), Dhaka-1205

Tel : 88-02-9635139, 88-02-9673597

Mobile : 01711-520770, 01922-117370

01757-941837, 01671-512296

E-mail : shirazkhanbasak@yahoo.com

Website: www.shirazkhanbasak.com.bd

7. It has been observed that BTRC has a foreign loan denominated in Euro with HSBC. In this regard, BTRC has not complied with IAS 21: The Effects of Changes in Foreign Exchange Rates. Consequently, an estimated unrealized foreign exchange loss of approximately Tk 830,227,512 (considering the repayment up to the month of June, 2025) has not been recognized in the financial statements, resulting in non-compliance with IAS 21.

During our audit, we also observed from the Commission's ledger that the installment due for June 2025 (Principal Tk. 186,733,208.02; Interest Tk. 8,599,997.81) had not yet been updated as paid that remains outstanding in bank reconciliation statement.

8. During our audit, we observed that the Commission recorded foreign exchange losses under satellite revenue expenditure instead of presenting them under the appropriate head of foreign exchange gain/loss. This treatment is non-compliant with IAS 1-Presentation of Financial Statements and has resulted in a misclassification of expenditure in the financial statements.
9. During our audit, we observed that the Bangladesh Telecommunication Regulatory Commission (BTRC) maintains a bank account with Global Islami Bank (Account No. 1130000005458). However, no information related to this account has been disclosed in the financial statements for the year ended 30 June 2025. (Letter for Account Close)
10. It is noted that two Special Notice Deposit (SND) accounts in HSBC Bank—bearing account numbers 001-007848-067 & 001-007848-068 (confirmed through bank confirmation) maintained by the BTRC but not disclosed in financial statements. The full year transaction details of these accounts are as follows:

Sl. No.	Account No.	Opening Balance in BDT	Debit Balance in BDT	Credit Balance in BDT	Closing Balance in BDT
1	001-007848-067	114,020.70	167.33	57.78	113,911.15
2	001-007848-068	0.05	0.00	0.00	0.05

11. During our audit, we identified that the Bangladesh Telecommunication Regulatory Commission (BTRC) maintains a Fixed Deposit Receipt (FDR) account with Padma Bank bearing account number 0054502000262. However, no related information pertaining to this FDR was recorded or disclosed in the financial statements. Furthermore, the Commission did not provide any satisfactory explanation regarding the omission of this account.

We conducted our audit in accordance with International Standards on Auditing (ISAs). Our responsibilities under those standards are further described in the Auditor's Responsibilities for the Audit of the Financial Statements section of our report. We are independent of the Commission in accordance with the ethical requirements that are relevant to our audit of the financial statements in Bangladesh, and we have fulfilled our other ethical responsibilities in accordance with these requirements. We believe that the audit evidence we have obtained is sufficient and appropriate to provide a basis for our qualified opinion.

Other matters:

The financial statement for the financial year 2023-2024 were audited by another audit firm, namely Mahfel Huq & Co. Chartered Accountants. They issued a modified audit opinion on the annual financial statement.





SHIRAZ KHAN BASAK & CO.

CHARTERED ACCOUNTANTS

(An associate firm of D. N. Gupta & Associates)

R. K. TOWER (Level-10)
86, Bir Uttam C.R. Datta Road
(312, Sonargaon Road), Dhaka-1205
Tel : 88-02-9635139, 88-02-9673597
Mobile : 01711-520770, 01922-117370
01757-941837, 01671-512296
E-mail : shirazkhanbasak@yahoo.com
Website: www.shirazkhanbasak.com.bd

Responsibilities of Management and Those Charged with Governance for the Financial Statements

Management is responsible for the preparation of financial statements that give a true and fair view in accordance with IFRSs, The Bangladesh Telecommunication Act 2001 and other applicable laws and regulations and for such internal control as management determines is necessary to enable the preparation of financial statements that are free from material misstatement, whether due to fraud or error.

In preparing the financial statements, management is responsible for assessing the Commission's ability to continue as a going concern, disclosing, as applicable, matters related to going concern and using the going concern basis of accounting unless management either intends to liquidate the Commission or to cease operations, or has no realistic alternative but to do so.

Those charged with governance are responsible for overseeing the Commission's financial reporting process.

Auditor's Responsibilities for the Audit of the Financial Statements

Our objectives are to obtain reasonable assurance about whether the financial statements as a whole are free from material misstatement, whether due to fraud or error, and to issue an auditor's report that includes our opinion. Reasonable assurance is a high level of assurance, but is not a guarantee that an audit conducted in accordance with ISAs will always detect a material misstatement when it exists.

Misstatements can arise from fraud or error and are considered material if, individually or in the aggregate, they could reasonably be expected to influence the economic decisions of users taken on the basis of these financial statements.

As part of an audit in accordance with ISAs, we exercise professional judgment and maintain professional skepticism throughout the audit. We also:

- Identify and assess the risks of material misstatement of the financial statements, whether due to fraud or error, design and perform audit procedures responsive to those risks, and obtain audit evidence that is sufficient and appropriate to provide a basis for our opinion. The risk of not detecting a material misstatement resulting from fraud is higher than for one resulting from error, as fraud may involve collusion, forgery, intentional omissions, misrepresentations, or the override of internal control.
- Obtain an understanding of internal control relevant to the audit in order to design audit procedures that are appropriate in the circumstances, but not for the purpose of expressing an opinion on the effectiveness of the Company's internal control.
- Evaluate the appropriateness of accounting policies used and the reasonableness of accounting estimates and related disclosures made by management.
- Conclude on the appropriateness of management's use of the going concern basis of accounting and, based on the audit evidence obtained, whether a material uncertainty exists related to events or conditions that may cast significant doubt on the Commission's ability to continue as a going concern. If we conclude that a material uncertainty exists, we are required to draw attention in our auditor's report to the related disclosures in the financial statements or, if such disclosures are inadequate, to modify our opinion. Our conclusions are based on the audit evidence obtained up to the date of our auditor's report. However, future events or conditions may cause the Commission to cease to continue as a going concern.





SHIRAZ KHAN BASAK & CO.

CHARTERED ACCOUNTANTS

(An associate firm of D. N. Gupta & Associates)

R. K. TOWER (Level-10)

86, Bir Uttam C.R. Datta Road

(312, Sonargaon Road), Dhaka-1205

Tel : 88-02-9635139, 88-02-9673597

Mobile : 01711-520770, 01922-117370

01757-941837, 01671-512296

E-mail : shirazkhanbasak@yahoo.com

Website : www.shirazkhanbasak.com.bd

- Evaluate the overall presentation, structure and content of the financial statements, including the disclosures, and whether the financial statements represent the underlying transactions and events in a manner that achieves fair presentation.

We communicate with those charged with governance regarding, among other matters, the planned scope and timing of the audit and significant audit findings, including any significant deficiencies in internal control that we identify during our audit.

Place: Dhaka

Date: 05012026



Chaity Basak, FCA (Enrol # 1772)
Partner

Shiraz Khan Basak & Co.

Chartered Accountants

DVC: 2601051772A9961415


Bangladesh Telecommunication Regulatory Commission
Statement of Financial Position
As at 30 June 2025

Particulars	Notes	Amount in Taka	
		30 June, 2025	30 June, 2024
Assets:			
Non-current assets		895,007,491	931,315,800
Property, Plant and Equipment	4.00	895,007,491	931,315,800
SRCB-IDA Credit 3790-BD			
Projects Assets (IDA PART)	5.00	-	-
Current Assets		10,650,588,818	9,246,259,062
Advances, Deposits and Prepayments	6.00	5,300,168	4,956,168
Receivable from Operators	7.00	4,683,345,851	4,764,572,216
Other Receivables	8.00	1,336,012	1,336,012
Cash and Cash Equivalents	9.00	5,960,606,788	4,475,394,667
Total Assets		11,545,596,309	10,177,574,862
Fund and Liabilities			
Project Fund:		455,631,100	455,631,100
Project (SRCB-IDA 3790-BD) Fund	10.00	455,631,100	455,631,100
Fund Account		(64,932,075)	(2,292,364,018)
Benevolent Reserve Fund	11.00	9,415,768	7,139,397
Gratuity Reserve Fund	12.00	325,496,776	287,064,187
Group Insurance Fund	13.00	227,009,227	201,367,678
Pension Fund	14.00	2,873,473,468	2,440,137,207
Leave Encashment Reserve Fund	15.00	95,931,846	93,049,727
Capital Expenditure Fund	16.00	(3,596,259,159)	(5,321,122,213)
Non-Current Liabilities		3,522,342,731	5,443,620,585
Long term loan from HSBC Net off Current Maturity	17.00	3,522,342,731	5,443,620,585
Current Liabilities		7,632,554,553	6,570,687,195
Current Portion of Long term loan from HSBC	17.01	2,081,384,342	1,921,277,853
Accounts Payable	18.00	124,711,896	98,331,740
Accrued Expenses	19.00	33,956,955	4,749,267
Advance Income from others	20.00	3,797,042	107,042
Payable to GOB Consolidated Fund	21.00	5,388,704,318	4,546,221,293
Total Fund and Liabilities		11,545,596,309	10,177,574,862

The accompanying notes from note 1.00 to note 39.00 including Annexure-A, B & A1 form an integral part of this financial statement


Shahidur Rahman
Deputy Director


Shazeda Parvin
Director


M. Hossain
Mahmud Hossain
Commissioner


Maj Gen Md Emdad Ul Bari
OSP, ndc, psc, te (retd)
Chairman

Signed in terms of our separate report of even date annexed

Place: Dhaka
Dated: **05012026**




Chaity Basak, FCA (Enrol # 1772)
Partner
Shiraz Khan Basak & Co.
Chartered Accountants
DVC: **2601051772AS961415**

An associate firm of D. N. Gupta & Associates


Bangladesh Telecommunication Regulatory Commission
Statement of Income and Expenditure
For the year ended 30 June 2025

Particulars	Notes	Amount in Taka	
		30 June, 2025	30 June, 2024
Revenue Income:			
Fees and Charges	22.00	36,818,307,470	42,222,445,148
Administrative fines and late fees	23.00	554,357,846	429,816,381
Audit Finding Revenue	24.00	-	1,491,662,921
Finance income	25.00	179,916,451	186,906,938
Other income	26.00	9,510,453	15,682,897
Total Income (A)		37,562,092,221	44,346,514,285
Expenditure:			
Salary and benefits	27.00	305,457,287	296,304,221
Provident fund revenue expenses	28.00	38,099,634	32,917,333
Repairs and maintenance	29.00	7,576,682	9,730,735
Travelling expenses	30.00	6,438,039	1,781,281
Fuel expense (Petrol and CNG)	31.00	8,738,042	9,105,682
Electricity, Water and Gas	32.00	24,525,363	25,574,120
General and Administrative expenses	33.00	541,669,170	232,746,945
Satellite Revenue Expenses/(Gain)	34.00	352,218,892	154,416,463
Training expenses	35.00	8,487,275	1,308,431
Printing, Publication & Stationery	36.00	6,487,520	5,806,875
Finance Expenses	37.00	133,903	187,938
Depreciation expenses	4.00	305,818,386	263,706,178
Depreciation expenses: SRCB IDA Project	5.00	-	29,165,851
Total Expenditure (B)		1,605,650,194	1,062,752,051
Excess of income over expenditure transferred to GOB consolidated fund account (A-B)		35,956,442,027	43,283,762,234
		37,562,092,221	44,346,514,285
Amount transferred to GOB Consolidated Fund Accounts			
Excess of income over expenditure		35,956,442,027	43,283,762,234
Depreciation expenses		-	-
		35,956,442,027	43,283,762,234

The accompanying notes from note 1.00 to note 39.00 including Annexure-A, B & A1 form an integral part of this financial statement.


Shahidur Rahman
Deputy Director


Shazeda Parvin
Director



M. Hossain
Mahmud Hossain
Commissioner


Maj Gen Md Emdad Ul Bari
OSP, ndc, psc, te (retd)
Chairman

Signed in terms of our separate report of even date annexed

Place: Dhaka
Dated: **05012026**




Chaity Basak, FCA (Enrol # 1772)
Partner
Shiraz Khan Basak & Co.
Chartered Accountants
DVC: **2601051772AS961415**

An associate firm of D. N. Gupta & Associates


Bangladesh Telecommunication Regulatory Commission
Statement of Cash Flows
For the year ended 30 June 2025


Particulars	Amount in Taka	
	30 June, 2025	30 June, 2024
Cash Flows from Operating Activities:		
Excess of Income over Expenditure	35,956,442,027	43,283,762,234
Adjustment for:		
Exchange loss- HSBC Loan	-	-
Depreciation Expenses	305,818,386	292,872,028
	36,262,260,413	43,576,634,262
Changes in:		
Advances, Deposits and Pre-payments	(344,000)	(870,300)
Receivables from operators	81,226,365	255,601,841
Others Receivable	-	-
Capital Expenditure Fund Account	-	-
Advance Income from others	3,690,000	-
Account Payable	26,380,156	(17,252,078)
Accrued Expenses	29,207,688	(17,193,307)
Leave Encashment Reserve Fund	2,882,119	22,232,773
Benevolent Reserve Fund	2,276,371	726,343
Pension Fund	433,336,261	112,106,588
Gratuity Fund	38,432,589	39,742,442
Group Insurance Fund	25,641,549	24,744,813
	642,729,098	419,839,115
Cash generated from Operating Activities	36,904,989,512	43,996,473,377
A. Net Cash from Operating Activities		
Cash Flows from Investing Activities:		
Acquisition of Furniture & Fixture	(10,782,079)	(2,173,008)
Acquisition of Office Equipment	(3,390,068)	(3,161,382)
Acquisition of Office Decoration	-	-
Acquisition of Computer & Printer	-	(12,771,591)
Acquisition of LAN Network Equipment	-	(602,235)
Telecom Equipment	(255,337,931)	(109,576,913)
Land Development (Civil)	-	-
Vehicles	-	(48,591,795)
	(269,510,077)	(176,876,924)
B. Net Cash Used in Investing Activities		
Cash Flows from Financing activities:		
Repayment of Long Term HSBC loan	(1,761,171,365)	(1,765,930,854)
Addition of Long Term HSBC loan	-	-
Fund Transferred to GOB Accounts	(33,389,095,948)	(42,250,000,000)
	(35,150,267,313)	(44,015,930,854)
C. Net Cash used in Financing Activities		
D. Net increase/(decrease) in Cash and Cash Equivalents	1,485,212,121	(196,334,401)
Opening Cash and Cash Equivalents	4,475,394,667	4,671,729,068
E. Closing Cash and Cash Equivalents	5,960,606,788	4,475,394,667

The accompanying notes from note 1.00 to note 39.00 including Annexure-A, B & A1 form an integral part of this financial statement


Shahidur Rahman
Deputy Director


Shazeda Parvin
Director


Mahmud Hossain
Commissioner


Maj Gen Md Emad Ul Bari
OSP, ndc, psc, te (retd)
Chairman

Signed in terms of our separate report of even date annexed

Place: Dhaka
Dated: 05012026




Chaity Basak, FCA (Enrol # 1772)
Partner
Shiraz Khan Basak & Co.
Chartered Accountants
DVC:2601051772AS961415

Bangladesh Telecommunication Regulatory Commission

Notes to the financial statements

As at and for the year ended 30 June 2025

1.00 Reporting Entity

1.01 Background and Formation of the Commission

Bangladesh Telecommunication Regulatory Commission (BTRC) is an independent authority formed by the promulgation of the act of Parliament (Act No. XVIII of 2001), Bangladesh Telecommunication Act, 2001 (amended as on 1st August, 2010), duly approved by the President of the People's Republic of Bangladesh on April 16, 2001.

BTRC was established on 31st January, 2002 in pursuance to the Bangladesh Telecommunication Act, 2001. The Commission has been established with an aim to improving and controlling the telecommunication system and services in the country. The Government of Bangladesh has formed the Commission in accordance with the provisions of the Act. At present, the following Commissioners are serving in BTRC.

Name	Designation	Duration	
		From	To
Maj Gen Md Emdad Ul Bari, OSP, ndc, psc, te (retd)	Chairman	12.09.2024	Till date
Mahmud Hossain	Commissioner	01.10.2024	Till date
Brig Gen Iqbal Ahmed, ndc, afwc psc (retd)	Commissioner	23.10.2024	Till date

1.02 Objectives of BTRC

BTRC has been established with the following objectives:

- To develop and encourage such telecommunication system that enhance and strengthens the social and economic development of Bangladesh;
- To ensure best possible and reliable modern telecommunication and internet service at a reasonable price for the mass people considering the reality of existing socio-economic conditions in Bangladesh;
- To improve the efficiency of the country's telecommunication system and to ensure its capability to compete in both the national and international spheres;
- To prevent and resolve any discrimination in providing telecommunication services, to earn ascending reliance of competitive market system and accordingly to ensure effective control at appropriate stage in line with the commission's goal;
- To introduce modern telecommunication services and to create investment friendly environment in establishing telecom business in Bangladesh for the local and foreign investors who intend to invest in the telecommunication sector of Bangladesh.

1.03 Operation and Nature of Business

BTRC acts as the supreme authority to control, regulate and monitor the telecommunication activities in Bangladesh on behalf of the Government of Bangladesh. Operation of all mobile operators, rural telephone operators, basic phone service providers, land phone operators, internet service providers, VSAT operators, data communication service providers, optical fiber network service providers, televisions and radio centers etc. are under the control of BTRC.

Alongside, the following major activities are carried out by the Commission:

- Establishment, telecom operator control and maintenance of telecommunication systems in Bangladesh and regulate the telecommunication services.
- Safeguarding the interest of the subscribers with respect to tariff, availability, quality and standard of service by the service providers by introduction and implementation of a fair telecommunication policy.
- Issue of License & permit for using radio communication equipment, providing technical fitness certificate.
- Allotment of radio frequency and providing authority to use that by the licensees.
- Renewal of license, permit the certificate, control on transfer of license and cancellation.



An associate firm of D. N. Gupta & Associates

- Encouraging the investment & constructive initiatives in related sector for research & development.
- To ensure privacy in telecommunication network.
- To collect information and review the impact of latest telecommunication system prevailing in home and abroad and take necessary initiative accordingly.

2.00 Basis of preparation

2.01 Statement of Compliance

The financial statements have been prepared in accordance with the International Financial Reporting Standards (IFRSs), the requirements under section 21 and 27 of the Bangladesh Telecommunication Act, 2001 (Act No. XVIII of 2001) as amended on 1st August 2010 and other relevant circulars issued by the Commission from time to time.

2.02 Basis of Measurement

The financial statements have been prepared on the historical cost basis.

2.03 Going Concern

The Commission has adequate resources to continue operation for the foreseeable future. For this reason the Commission continues to adopt going concern basis in preparation of the accounts.

Components of Financial Statements

The complete set of Financial Statements includes the following components:

- i. Statement of Financial Position as at 30 June 2025;
- ii. Statement of Income and Expenditure for the year ended 30 June 2025;
- iii. Statement of Cash Flows for the year ended 30 June 2025; and
- iv. Notes comprising a summary of Significant Accounting Policies and other Explanatory Notes As at and for the year ended 30 June 2025.

2.04 Reporting Period

The financial period of the Commission under audit covers 12 months from 01 July 2024 to 30 June 2025.

2.05 Reporting Currency

The financial statements are prepared and presented in Bangladesh Currency (Taka) which is the Commission's functional currency.

2.06 Use of Estimates and Judgements

The preparation of financial statements in conformity with the International Financial Reporting Standards (IFRSs) requires management to make judgments, estimates and assumption that affect the application of the accounting policies and the reported amounts of assets, liabilities, income and expenses. Actual results may differ from these estimates.

Estimates and underlying assumptions are reviewed on an ongoing basis. Revisions to accounting estimates are recognized in the period in which the estimates are revised and in any future periods affected.

Information about critical judgments in applying accounting policies that have the most significant effect on the amounts recognized in the financial statements include accrued expenses and other payables.

3.00 Significant Accounting Policies

Specific accounting policies were selected and applied by management for significant transactions and events from time to time in accordance with the framework and International Financial Reporting Standards (IFRSs) in preparation and presentation of the financial statements.

The accounting policies set out below have been applied consistently to all periods presented in these financial statements.

Management maintained financial transaction with the assistance of Tally (Accounting Software), bank books, income register, cheque issue register, cheque receipts register, salary register, repair and maintenance register etc.



An associate firm of D. N. Gupta & Associates

3.01 Property, Plant and Equipment

3.1.1 Recognition and Measurements

Items of property, plant and equipment are measured at cost less accumulated depreciation. The cost of acquisition of an asset comprises its purchase price and any directly attributable cost of bringing the asset to its working condition for its intended use inclusive of delivery and handling, inward freight, duties and non-refundable taxes.

3.1.2 Maintenance Activities

Expenditure incurred after the assets have been put into use, such as repairs & maintenance is normally charged off as revenue expenditure in the year in which it is incurred.

3.1.3 Subsequent Cost

Subsequent expenditure is capitalized only when it is probable that the future economic benefits associated with the expenditure will flow to the company and its cost measured reliably.

3.1.4 Depreciation of Property, Plant and Equipment

Depreciation on all property, plant and equipment is computed using straight line method in amount sufficient to write-off depreciable assets over their estimated useful life considering the economic and useful lives of such assets. Items of Property, plant and equipment are depreciated from the date they are available for use. Depreciation rates on various classes of property, plant and equipment are as follows:

Particulars	Rate of Dep. (%)
Furniture & Fixtures	10
Office Equipment	20
Computer and Printer	20
Vehicles	12.5
Office Decoration	20
Electrical Equipment	20
Fire Extinguisher	20
LAN Network Equipment	20
Garage Making (Civil Construction)	5
Land Development (Civil)	5
Telecom Equipment	20

The cost and accumulated depreciation of depreciable assets retired or otherwise disposed off are eliminated from the assets and any gain or loss on such disposal is reflected in the income and expenditure account for the year ended. Depreciation methods, useful lives and residual values are reviewed at each reporting date and adjusted if appropriate.

3.02 Financial Instruments

A financial instrument in any contract that gives rise to a financial asset of one entity and a financial liability or equity instrument of another entity.

3.2.1 Financial Assets

Financial asset includes:

- Accounts Receivables (Receivables from operation/ Other Receivables)
Accounts receivables are recognized at the original invoice amount. Subsequent payments of amounts from the operators are credited to the receivable accounts.
- Cash and Cash Equivalents
Cash and cash equivalents comprise cash in hand and cash held at bank that are subject to an insignificant risk of changes in value and are used by management to meet its short-term commitments.



An associate firm of D. N. Gupta & Associates

BTRC maintains five short-term deposit bank accounts, one security deposit bank account and other five savings bank accounts.

Sl. No.	Name of Bank	Branch Name	Account No.
1	Basic Bank Ltd.	Gulshan Branch, Dhaka	STD-2116-01-0000190
2	Sonali Bank Ltd.	Shilpo Bhaban, Corporate Branch	STD-1617036000718
3	Trust Bank Ltd.	Millennium Corporate Branch Dhaka	STD-00220320000024
4	Basic Bank Ltd.	Gulshan Branch, Dhaka	STD-2116010000307
5	Agrani Bank Limited	Amincourt Corporate Branch	STD-200016401110
6	Janata Bank Ltd.	JBC Branch, Dhaka	STD-100001014867
7	Brac Bank PLC	Shyamoli, Branch, Dhaka	STD-2039288510001
8	Eastern Bank PLC	Begum Rokeya Sorani Branch, Dhak	STD-1341360000023
9	Janata Bank PLC	UGC Bhavan, Dhaka	STD-100268209306
10	Sonali Bank PLC	PSC Branch, Dhaka	STD-1107030000069

In addition to the above, there are eight savings accounts, which have been opened with Sonali Bank Ltd. , Named -Social Obligation Fund Account, No. 1617036000726, 1617003000083 & 1617003000075 and with Agrani Bank Named -Social Obligation Fund Account No. 0200019310562, with Basic Bank named -Contributory Provident Fund, Account No. 2114010007064, with Sonali Bank named Benevolent Fund Account, No. 4425534047617, Gratuity Fund account, No. 4425534047609, Group Insurance Account, No. 4425534045983 , Leave Encashment Fund Account, No. 4426303000093 and Pension Fund Account, No.4426303000086. And one security deposit account in Eastern Bank Ltd. No. 01011300000018.

All collections are deposited to Bank account where from all expenses of the Commission are met.

3.03 Financial Liability

(a) Liabilities for Accrued Expenses

Liabilities are recognized for amounts to be paid in future for the services received, whether or not billed by the service rendered.

3.04 Payable to GOB Consolidated Fund

As per Section-21 of the Bangladesh Telecommunication Act, 2001 (Act No. XVIII of 2001), any surplus money left after meeting all BTRC expenses shall be credited to the Consolidated Fund of the Republic. Hence, a payable to GOB Fund account is created at the end of each year for transferring such surplus amount.

3.05 Satellite Launching Project

This consists of the payments made from the Project's GoB Fund for the production and launching of Bangabandhu Satellite System. The same figure has been booked as costs of the Satellite System. The booked costs have been confirmed by the Project Completion Report as audited by Controller & Auditors General Director as on with some revisions thereof by the Project Team.

3.06 Long Term Loan from HSBC

This comprises of the term loan taken from HSBC France of € 155,000,000 over a tenure of 10 years, for payment to Thales Alenia Space France on behalf of BTRC for production and launching of the Bangabandhu Satellite System.

3.07 Statement of Cash Flows

Statement of Cash Flows is prepared and presented as per IAS-7 under indirect method.

3.08 Revenue Recognition

Application fees, license fees, license acquisition fees, license renewal fees, frequency charges, transfer fees, revenue sharing, fines for illegal operation, late fees etc. charged by BTRC are considered as revenue/income of BTRC. Revenues are recognized on accrual basis, except for some spectrum charges, ISP, DDCSP, VSAT and other revenues.

3.09 Events after the Reporting Period

Where necessary, events after the reporting period have been considered and appropriate adjustment/disclosure has been made in the financial statements as per IAS-10.

3.10 Comparative Figures

Comparative figures and account titles in the financial statements have been re-arranged and classified, where necessary, to conform with changes to the financial statement of the current year.

3.11 General

- (i) Figures appearing in these Financial Statements have been rounded off to the nearest Taka.



An associate firm of D. N. Gupta & Associates

Bangladesh Telecommunication Regulatory Commission
Notes To The Financial Statements
For the year ended June 30, 2025

Notes	Particulars	Amount in Taka	
		30 June 2025	30 June 2024
4.00 Property, Plant and Equipment			
	Cost:		
	Opening Balance	1,755,051,496	1,578,174,573
	Add: Addition during the year	269,510,077	176,876,924
	Less: Disposal during the year	-	-
		2,024,561,574	1,755,051,496
	Accumulated Depreciation:		
	Opening Balance	823,735,696	560,029,519
	Add: Depreciation charged during the year	305,818,386	263,706,178
	Less: Depreciation charged on disposed asset	-	-
		1,129,554,082	823,735,696
	Net Book Value	895,007,491	931,315,800
	The summarized PPE schedule has been shown in Annexure-A followed by a detailed break-up of PPE in Annexure-A1		
5.00 SRCB-IDA Credit 3790-BD Project Assets (IDA Part)			
	Cost:		
	Opening Balance	455,631,100	455,631,100
	Add: Addition during the year	-	-
	Less: Disposal during the year	-	-
		455,631,100	455,631,100
	Accumulated Depreciation:		
	Opening Balance	455,631,099.60	426,465,248
	Add: Depreciation charged during the year	-	29,165,851
	Less: Depreciation charged on disposed asset	-	-
		455,631,100	455,631,100
	Net Book Value	-	-
6.00 Advances, Deposits and Prepayments			
	Advances:		
	Imprest Cash and Advances (Note-6.01)	427,000	458,000
	Advance for Traveling (Note-6.02)	1,539,168	1,539,168
	Advance for Others (Note-6.03)	3,314,000	2,939,000
	Satellite Project	20,000	20,000
	Closing Balance	5,300,168	4,956,168
6.01 Imprest Cash and Advance			
	Advance for security deposit	383,000	383,000
	Advance for imprest	-	5,000
	Advance for SMC Honorium	44,000	70,000
	Sub- Total	427,000	458,000
6.02 Advance for Traveling			
	Mr. Abdul Latif Siddique (Former Minister)	24,164	24,164
	Mrs. Wahida Musarat Anita	193,159	193,159
	Urmi Tamanna	334,793	334,793
	Mr. Kamrul Hasan	334,793	334,793
	Mr. Md. Khurshed Alam Khan	334,793	334,793
	Mr. Abu Oyadud	317,466	317,466
	Sub- Total	1,539,168	1,539,168
6.03 Advance to Others			
	M/s. Padda Traders	150,000	150,000
	Trust Filling Station	140,000	140,000
	Md Shohel Rana, Director (S.M)	125,000	125,000
	Dr. Musfiq Mannan Choudhury, FIDM, FCIM	70,000	70,000
	Aftab Md Rashedul Wadud	120,000	120,000
	Mohammad Aminul Islam	10,000	10,000
	Anudip Autos Limited	990,000	990,000
	Lt. Col. SM Rezaur Rahman, Director (SS)	50,000	50,000
	Sajeda Parvin, Director (LL)	-	50,000



Notes	Particulars	Amount in Taka	
		30 June 2025	30 June 2024
	Md. Aminul Islam, Commissioner (LL)	-	70,000
	Md. Israfil Haque, SAD (SM)	-	24,000
	Selina Parvin, SAD (FAR)	-	70,000
	Tareq Hasan Siddiqui, Director (LL)	-	50,000
	Nur E Khaza AL Amin, Commission Secretary	70,000	70,000
	Shahidur Rahman, DD(Admin)	80,000	80,000
	Brig. Gen. Md. General, DG (E&O)	70,000	70,000
	Md. Nurul Hafiz	300,000	300,000
	Shahjalal CNG Ltd	100,000	100,000
	Eureka Enterprize	400,000	400,000
	Mehfuj Bin Khaled-DD	3,000	-
	Md. Raisul Islam-DD	12,000	-
	Md. Tushar Bepary-AD	48,000	-
	Md. Amanat Ali-AD	56,000	-
	Masud Al Islam-AD	25,000	-
	Brig. Gen. Shafiul Azam Parvej DG (E&O)	70,000	-
	Shatak Fuel Station	250,000	-
	Energy Plus Ltd.	175,000	-
	Sub- Total	3,314,000	2,939,000
7.00	Receivables from Operators		
	Opening Balance	4,764,572,215.76	5,020,174,057
	Add: Receivable during the year (Note-7.01)	4,725,275,495.00	9,451,925,480
		9,489,847,710.76	14,472,099,537
	Less: Received during the year (Note-7.02)	4,806,501,859.57	9,707,527,321
	Closing Balance	4,683,345,851.19	4,764,572,216
7.01	Receivables During the Year		
	Revenue Sharing (NTTN)	114,567,412.00	78,798,117
	Revenue Sharing (TSC)	294,709,117.00	342,592,580
	Revenue Sharing - (Mobile Operators)	4,068,918,234.00	8,853,708,279
	Revenue Sharing (IIG)	175,552,720.00	176,826,504
	Revenue Sharing - (DTH=BS-1)	41,836,095.00	-
	Revenue Sharing - (Submarine)	29,691,917.00	-
	Sub-Total	4,725,275,495.00	9,451,925,480
7.02	Received during the year		
	Revenue Sharing - Mobile Operators	4,208,284,658.00	9,193,962,571
	Revenue Sharing (NTTN)	78,798,117.00	70,870,986
	Revenue Sharing (TSC)	342,592,580.00	281,082,141
	Revenue Sharing- (IIG)	176,826,504.57	161,611,623
	Sub-Total	4,806,501,859.57	9,707,527,321
8.00	Other Receivables		
	Opening Balance:		
	Sonali Bank Ltd. Dhaka Cantt. Branch	-	-
	Trust Bank Ltd. Millennium Branch	-	-
	Janata Bank Ltd. JBC Branch	-	-
	Bangladesh Krishi Bank	-	-
	Agrani Bank Ltd., Amin Court Branch	1,336,012	1,336,012
		1,336,012	1,336,012
	Add: Receivable during the year		
	Janata Bank Ltd., JBC Branch	-	-
	Janata Bank Ltd., JBC Branch	-	-
	Agrani Bank Ltd., JBC Branch	-	-
		-	-
	Less: Received/Adjustment during the year		
	Janata Bank Ltd. JBC Branch	-	-
	Trust Bank Ltd. Millennium Branch	-	-
	Sonali Bank Ltd. Dhaka Cantt. Branch	-	-
	Bangladesh Krishi Bank	-	-
		-	-
	Closing Balance	1,336,012	1,336,012



Notes	Particulars	Amount in Taka	
		30 June 2025	30 June 2024
9.00	Cash and Cash Equivalents		
	Cash in Hand		
	Cash at Bank:		
	BTRC accounts, STD Accounts (Note-9.01)	2,126,058,717	1,169,261,928
	BTRC accounts, Savings Accounts (Note- 9.02)	3,531,327,335	3,028,758,445
	BTRC Security Deposit Account (Note - 9.03)	49,220,736	23,374,294
	BTRC FDR Accounts (Note-9.04)	254,000,000	254,000,000
	Closing Balance	5,960,606,788	4,475,394,667
9.01	BTRC accounts, STD Accounts		
	Basic Bank Ltd. (Br. Gulshan)	2116-01-0000190 697,662,905	353,057,583
	Trust Bank Ltd. (Br. Millennium Corp.)	0022-0320000024 232,346,310	169,464
	Sonali Bank PLC (Br. Shilpa Bhaban Corp.)	1617036000718 6,469,199	6,103,160
	Janata Bank Ltd. (Br. JBC)	4001476 13,807,060	175,422,258
	Agrani Bank Limited (Br. Amincourt Cor.)	200016401110 38,013,582	634,484,380
	Basic Bank Ltd. (Employees Incentive Bonus) (Br. Gulshan)	2116-01-0000307 25,205	25,083
	Brac Bank PLC (Br. Shyamoli)	207,915,009	-
	Eastern Bank PLC (Br. Begum Rokeya Sarani)	438,385,952	-
	Janata Bank PLC (Br. UGC)	378,918,191	-
	Sonali Bank PLC (Br. PSC)	112,515,304	-
	Sub-Total	2,126,058,717	1,169,261,928
9.02	BTRC accounts, Savings Accounts		
	Benevolent Fund Account (Sonali Bank PLC, Sheraton)	4425534047617 9,415,918	7,139,547
	Pension Fund Account (Sonali Bank PLC, Ramna Corp.)	442630300086 2,873,473,468	2,440,137,207
	Gratuity Fund Account (Sonali Bank PLC, Sheraton)	4425534047609 325,496,776	287,064,187
	Group Insurance Account (Sonali Bank PLC, Sheraton)	4425534045983 227,009,327	201,367,778
	Leave Encashment (Sonali Bank PLC, Sheraton)	442630300093 95,931,846	93,049,727
	Sub-Total	3,531,327,335	3,028,758,445
9.03	BTRC Security Deposit Account		
	Eastern Bank (Principal Br.)	1011300000018 49,220,736	23,374,294
	Sub-Total	49,220,736	23,374,294
9.04	BTRC accounts, FDR Accounts		
	Name of Bank	Account No.	
	Padma Bank Ltd. (Br. Bashundhara)	0124200256976 40,000,000	40,000,000
	Padma Bank Ltd. (Br. Bashundhara)	0124200266037 50,000,000	50,000,000
	Padma Bank Ltd. (Br. Imamganj)	0124200257031 30,000,000	30,000,000
	Padma Bank Ltd. (Br. Imamganj)	0124200266163 50,000,000	50,000,000
	Padma Bank Ltd. (Br. Mirpur)	0124200257045 30,000,000	30,000,000
	Padma Bank Ltd. (Br. Motijheel)	0124200256772 30,000,000	30,000,000
	Padma Bank Ltd. (Br. Motijheel)	0124200250828 24,000,000	24,000,000
	Sub-Total	254,000,000	254,000,000
10.00	Project (SRCB-IDA 3790-BD) Fund		
	Project (SRCB-IDA-3790-BD) Fund	455,631,100	455,631,100
	Closing Balance	455,631,100	455,631,100
11.00	Benevolent Reserve Fund		
	Opening Balance	7,139,397	6,413,054
	Add: Addition during the year	5,263,777	3,230,541
		12,403,174	9,643,595
	Less: Adjustment during the year	2,987,406	2,504,198
	Closing Balance	9,415,768	7,139,397
12.00	Gratuity Reserve Fund		
	Opening Balance	287,064,187	247,321,745
	Add: Addition during the year	40,704,129	40,318,472
		327,768,316	287,640,217
	Less: Adjustment during the year	2,271,540	576,030
	Closing Balance	325,496,776	287,064,187



Notes	Particulars	Amount in Taka	
		30 June 2025	30 June 2024
13.00	Group Insurance Fund		
	Opening Balance	201,367,678	176,622,865
	Add: Addition during the year	25,692,239	24,795,563
		227,059,917	201,418,428
	Less: Adjustment during the year	50,690	50,750
	Closing Balance	227,009,227	201,367,678
14.00	Pension fund		
	Opening Balance	2,440,137,207	2,328,030,619
	Add: Addition during the year	433,336,261	112,106,588
		2,873,473,468	2,440,137,207
	Less: Adjustment during the year	-	-
	Closing Balance	2,873,473,468	2,440,137,207
15.00	Leave Encashment Reserve Fund		
	Opening Balance	93,049,727	70,816,954
	Add: Addition during the year	3,390,066	22,409,395
		96,439,793	93,226,349
	Less: Adjustment during the year	507,947	176,622
	Closing Balance	95,931,846	93,049,727
16.00	Capital Expenditure Fund		
	Opening Balance	(5,321,122,212.37)	(6,971,057,962)
	Add: Addition during the year	2,030,681,442.48	1,942,807,779
		(3,290,440,769.89)	(5,028,250,184)
	Less: Adjustment during the year	305,818,389.11	292,872,029
	Closing Balance	(3,596,259,159.00)	(5,321,122,213)
17.00	Long term loan from HSBC Net off Current Maturity		
	Opening Balance	5,443,620,584.73	9,130,829,293
	Add: Current year due	160,106,487.75	-
	Less: Repayment made during the year	-	1,765,930,854
	Less: Current Portion of Long term loan from HSBC	2,081,384,341.63	1,921,277,853
	Closing Balance	3,522,342,730.85	5,443,620,585
17.01	Current Portion of Long term loan from HSBC		
	Opening Balance	1,921,277,853.44	-
	Add: Addition during the year	1,921,277,853.44	1,921,277,853
	Less: Repayment during the year	1,761,171,365.24	-
	Closing Balance	2,081,384,341.63	1,921,277,853
18.00	Accounts Payable		
	Payable to Others	87,596,833	86,679,229
	Security Deposit (Note: 18.01)	37,115,063	11,652,511
	Closing Balance	124,711,896	98,331,740
18.01	Security Depositors A/C		
	Navana CNG Limited	2,061,100	2,061,100
	Pacific Motors Ltd.	89,400	89,400
	Security Depositors A/C	34,910,853	9,448,301
	Easha Enterprise	30,710	30,710
	NIX Operator- Kloud Technologies Ltd.	23,000	23,000
	Sub-Total	37,115,063	11,652,511



Notes	Particulars	Amount in Taka	
		30 June 2025	30 June 2024
19.00	Accrued Expenses		
	Communication Expenses	-	868,237
	Vehicle rent Expense	-	598,183
	Postal service and Newspaper	-	11,915
	Overtime Expenses	-	680,139
	Fuel Expenses-GIP# Sha-11-0746	-	339,522
	Fuel Expenses-GIP# Ga-11-3933	-	364,433
	Cleaning expenses	-	288,575
	Office furnishing expenses	-	45,875
	Outsourcing Salary	21,264	-
	Overtime Account	678,918	-
	Duties & Taxes & VAT	33,256,773	1,552,388
	Closing Balance	33,956,955	4,749,267
20.00	Advance Income from others		
	Prepaid Revenue (Call Center)	27,510	27,510
	Prepaid Revenue	3,693,000	3,000
	Advance from/Prepaid for Fees and Charges	76,532	76,532
	Closing Balance	3,797,042	107,042
21.00	Payable to GOB Consolidated Fund		
	Opening Balance	4,546,221,293.16	5,162,394,808
	Add: Excess of income over expenditure	35,956,442,027.11	43,283,762,234
	Depreciation transferred to GOB	305,818,388.11	292,872,029
		40,808,481,708.38	48,739,029,071
	Less: Loan Repayment	1,761,171,365.24	1,765,930,854
	Capital expenditure during the year	269,510,077.07	176,876,924
	Transferred to GOB during the year	33,389,095,947.96	42,250,000,000
	Closing Balance	5,388,704,318.11	4,546,221,293
22.00	Fees and Charges		
	Application/Evaluation Fee (Note-22.01)	10,629,775	12,032,190
	License Acquisition Fee (Note-22.02)	42,629,538	36,935,000
	License Fee (Note-22.03)	1,361,444,108	1,439,785,211
	Spectrum Charges (Note-22.04)	17,923,384,283	20,375,534,604
	Revenue Sharing (Note-22.05)	17,387,462,626	20,319,343,057
	Share Transfer Fee (Note-22.06)	92,757,141	38,815,086
	Closing Balance	36,818,307,470	42,222,445,148
22.01	Application/Evaluation Fee		
	ISP	4,081,725	8,759,825
	Call Center	360,000	460,000
	SMS Agrigator	5,000	-
	IPTSP	50,000	60,000
	A2P	640,050	5,000
	NTTN	150,000	100,000
	VTS Operator	100,000	75,000
	TVAS Operator	155,000	250,000
	Form/Processing (E & O)	35,000	170,000
	Form/Processing/Evaluation Fee	55,000	5,000
	Form/Processing Fee (SM)	1,473,000	2,122,365
	Form fee/Processing fee (SS)	-	5,000
	License Application/Evaluation (Call Center)	515,000	-
	License Application (Others)	3,000,000	20,000
	MNP Service Operator	10,000	-
	Sub-Total	10,629,775	12,032,190



Notes	Particulars	Amount in Taka	
		30 June 2025	30 June 2024
22.02 License Acquisition Fees:			
	IPTSP	3,800,000	1,000,000
	ISP Operator	150,000	1,125,000
	Short Code	-	300,000
	NTTN	30,000,000	30,000,000
	VTS	2,100,000	4,500,000
	(VTS)-Auto AC BD	1,500,000	-
	TVAS Operator	800,000	-
	A2P SMS	3,059,538	-
	NIX operator-Submarine Cable System	-	10,000
	NGOS Satellite Services	1,220,000	-
	Sub-Total	42,629,538	36,935,000
22.03 License Fee			
	ISP Operators	74,747,066	49,211,533
	VSAT Operators	4,325,260	1,375,575
	VSP Operators	-	100,000
	VTS Operators	5,600,000	4,551,109
	Video Conference	3,650,000	6,700,000
	Short Code	35,775,000	39,822,488
	ICX Operator	272,203,698	194,300,586
	IGW Operator	228,218,246	272,556,951
	IIG Operator	7,750,000	8,619,566
	PSTN Operators	130,000,000	-
	Call Centre	15,000	-
	IPTSP Operator	14,113,361	16,974,498
	ITC Operator	54,377,375	35,585,339
	NTTN Operator	15,000,000	15,000,000
	NIX Operator	70,000	70,000
	MPLS Service	1,280,000	1,460,000
	International Toll Free Service (ITFS)	-	5,000
	Local Toll Free Service(LTFS)	183,000	203,000
	Submarine Cable Operator	120,000,000	120,000,000
	IPRS	3,000,000	2,000,000
	Tower Sharing	150,000,000	200,000,000
	MNP Operator	2,500,000	2,500,000
	SDVP	600,000	-
	License Fee (Mobile Operators) (Note-22.03.01)	208,415,302	444,619,566
	License Renewal Fee (Note-22.03.02)	29,620,800	24,130,000
	Sub-Total	1,361,444,108	1,439,785,211
22.03.01 License Fee (Mobile Operators)			
	Banglalink	68,961,749	162,000,000
	Robi Axiata Limited	69,726,776	147,619,566
	Grameenphone Limited	69,726,777	135,000,000
	Sub-Total	208,415,302	444,619,566
22.03.02 License Renewal Fee			
	ISP Operator	29,220,000	23,110,000
	Call Center	270,000	420,000
	VSAT operator	130,800	600,000
	Sub-Total	29,620,800	24,130,000
22.04 Spectrum Charges			
	Amateur Radio	331,600	1,170,550
	Community radio	1,453,300	285,100
	Government Organizations	154,816,983	84,270,025
	Radio Channel	15,133,053	16,132,221
	TV Channel	569,461,426	646,559,825
	Walki Talki & Radio Equipment	36,420,204	20,611,564
	ISP Operators	15,397,350	20,286,175
	Mobile Operators	16,716,537,973	19,342,399,690
	VSAT Operators	51,000	8,149,360
	Internet of Things (IOT)- Enlistment Fee	250,000	750,000



Notes	Particulars	Amount in Taka	
		30 June 2025	30 June 2024
	Vendor Enlistment Fee	62,783,725	25,602,750
	Others company	-	550
	DTH Operator	292,852,665	167,344,380
	Aeronautical & Maritime	17,322,391	10,979,718
	Aeronautical	6,234,003	4,992,696
	Satellite	34,338,611	26,000,000
	Sub-Total	17,923,384,283	20,375,534,604
22.05	Revenue Sharing		
	Revenue Sharing (PSTN Operators) (Note-22.05.01)	2,073,731	3,321,745
	Revenue Sharing (Mobile operators) (Note-22.05.02)	10,926,972,434	13,716,075,392
	VTS Operator	6,335,039	6,480,614
	TSC Operator	1,408,692,710	1,301,825,133
	TVAS Operator	39,122,297	86,491,221
	ITC Operator	58,342,209	35,044,983
	IPTSP Operator	20,853,891	9,611,083
	A2P Operator	14,369,386	9,200,872
	NTTN Operator	567,521,930	462,319,282
	ICX Operator	2,219,201,286	2,250,274,254
	IGW Operator	776,883,752	1,053,899,108
	IIG Operator	1,212,090,619	1,099,644,263
	MNP Operator	1,422,319	5,320,059
	Submarine cable	133,581,023	279,835,048
	Sub-Total	17,387,462,626	20,319,343,057
22.05.01	Revenue Sharing (PSTN Operators)		
	Bangla Phone Ltd.	1,183,534	317,445
	BTCL	890,197	3,004,300
	Sub-Total	2,073,731	3,321,745
22.05.02	Revenue Sharing (Mobile Operators)		
	Banglalink	1,819,421,425	2,849,859,902
	Robi Axiata Limited	3,081,000,066	3,771,389,173
	Grameenphone Ltd.	6,026,550,943	7,094,826,317
	Sub-Total	10,926,972,434	13,716,075,392
22.06	Share Transfer Fee		
	IIG Operator	-	761,083
	Submarine Cable System	3,437,500	143,478
	ISP Operator	78,650	275,740
	NTTN Operator	89,089,262	37,442,285
	A2P Operator	-	55,000
	IGW Operator	-	137,500
	Call Centre	59,329	-
	NIX Operator	92,400	-
	Sub-Total	92,757,141	38,815,086
23.00	Administrative Fines and Late Fees		
	A. Administrative Fines:		
	Call Center	10,000	-
	(Walkie-Talkie)-Active Se- & IT S	50,000	-
	VTS Operators	450,000	-
	TSC Operator	40,000,000	-
	IIG Operators (PBG Fine)	1,000,000	-
	IIG Operators (Administrative Fine)	10,709,068	2,900,000
	Aeronautical	30,000	-
	IPTSP Operators	12,700,000	6,242,988
	TVAS Operators	650,000	8,175,799
	Infozillion Teletech BD-(MNP)	100,000	-
	Banglatronics Tech. Ltd (Vendor)	400,000	-
	Feiyang Techonology B (Vendor)	200,000	-
	IPRS	50,000	50,000
	ISP Operator	15,561,962	6,215,000
	A2P Operator	11,785,000	500,000
	ICX-M&H Telecom	-	25,000
	(RFID Tag Reader)Tropical Knitex	-	100,000
	Sub-Total	93,696,030	24,208,787



Notes	Particulars	Amount in Taka	
		30 June 2025	30 June 2024
	B. Late Fees:		
	NTTN operator	-	375,000
	VSAT operator	-	219,498
	Tower Sharing	300,070	8,096
	PSTN Operators	-	556
	Others	-	24,750
	Others (SM)	1,296,609	3,271,865
	Call Center	64,125	3,720
	NIX Operators	5,269	3,087
	Vendor SM	186,359	99,002
	ISP Operators	10,941,582	8,600,013
	ISP (SM)	19,419	389,265
	VTS Operators	566,845	289,627
	IPTSP Operators	2,619,777	2,352,455
	TVAS Operators	4,385,363	4,066,840
	VSP Operator	-	7,644
	ITC Operators	8,903,095	1,165,314
	ICX Operators	44,754,759	7,502,795
	IGW Operators	164,207,175	153,540,350
	IIG Operators	20,646,016	35,332,488
	VSAT (SM)	26,096	-
	A2P SMS Agrigator	1,570,757	759,396
	Beximco Communications Ltd	22,587,661	-
	Satellite Operator	7,767,100	-
	MNP Operators	1,321,923	1,648,568
	Mobile Operators	168,491,815	185,947,265
	Sub-Total	460,661,816	405,607,594
	Grand Total (A+B)	554,357,846	429,816,381
24.00	Audit Finding Revenue		
	Audit Findings Revenue (MOB)-Banglalink	-	1,491,662,921
	Closing Balance	-	1,491,662,921
25.00	Finance Income		
	Interest received from Short Term Deposits (Note-25.01)	179,475,509	186,444,023
	Interest on Security Deposit (Note-25.02)	440,942	462,915
	Closing Balance	179,916,451	186,906,938
25.01	Interest Received From Short Term Deposits(STD)		
	Bank Name	Account No.	
	Basic Bank Ltd. (Br. Gulshan)	2116010000190	59,282,276
	Trust Bank Ltd. (Br. Millennium)	220320000024	5,241,186
	Janata Bank Ltd. (Br. JBC)	100001014867	33,853,774
	Basic Bank Ltd. Incentive Bonus (Br. Gulshan)	2116010000307	1,272
	Agrani Bank Limited (Br. Amin Court)	200016401110	53,471,790
	Sonali Bank Ltd. (Br. Shilpo Bhaban)	1617036000718	1,879,315
	Brac Bank (Br. Shyamoli)	2039288510001	3,139,290
	Eastern Bank PLC (Br. Begum Rokeya Sarani)	1341360000023	5,477,063
	Janata Bank (Br. UGC)	100268209306	8,689,908
	Sonali Bank (Br. PSC)	1107030000069	8,439,635
	Sub-Total	179,475,509	186,444,023
25.02	Interest on Security Deposit		
	Eastern Bank Ltd. Principal Branch	440,942	462,915
	Sub-Total	440,942	462,915



Notes	Particulars	Amount in Taka	
		30 June 2025	30 June 2024
26.00	Other Income		
	Sale of Newspaper & Schedule Form	24,000	488,800
	Earnings from Vehicle Usage	103,878	253,429
	Vehicle Insurance Fee-Sadharan Bima Corporation	-	904,000
	Sale of Old Assets	-	9,345,499
	Biometric SIM Verify Fee-BCC	8,284,392	-
	Part Time Teaching Fee	-	18,270
	Merger Fee	-	-
	Miscellaneous Income	1,092,139	1,323,737
	Exam fee of BTRC Employee Recruitment	-	3,115,000
	Sale of Mice. Items	-	234,163
	Address/Name Change-Aeronautical & Maritime	6,044	-
	Closing Balance	9,510,453	15,682,897
27.00	Salary and Benefits		
	Festival Bonus (Commissioner)	760,000	1,157,500
	Commissioner's Salary	7,579,524	8,953,314
	Officer's Salary	203,960,982	195,571,928
	Staffs Salary	63,275,110	61,214,741
	Festival Bonus (Officers)	15,388,514	15,315,920
	Festival Bonus (Officers)-PRL	199,864	-
	Festival Bonus (Staffs)	4,779,120	4,597,000
	Overtime (Staff)	8,677,597	8,995,599
	Officer's Salary-PRL	654,966	338,844
	Tiffin Allowance	181,610	159,375
	Closing Balance	305,457,287	296,304,221
28.00	Provident Fund Revenue Expenses		
	Officers	28,208,909	24,453,943
	Staffs	9,890,725	8,463,390
	Closing Balance	38,099,634	32,917,333
29.00	Repairs and Maintenance		
	Office Equipment	493,228	379,486
	Vehicles	6,868,973	6,898,785
	Furniture & Fixture	-	66,155
	Computer & Printer	79,440	33,800
	Telecom Equipment	135,041	2,352,509
	Closing Balance	7,576,682	9,730,735
30.00	Travelling Expenses		
	Domestic	2,047,808	1,781,281
	Overseas	4,390,231	-
	Closing Balance	6,438,039	1,781,281
31.00	Fuel Expense(Petrol and CNG)		
	Car	3,095,963	3,075,248
	Jeep	1,651,494	1,574,401
	Honda	35,043	45,605
	Micro	3,168,509	3,383,550
	Pickup	696,648	782,180
	Others	90,385	244,697
	Closing Balance	8,738,042	9,105,682
32.00	Electricity, Water and Gas		
	Electricity and Gas	23,267,906	24,881,428
	Water and WASA	1,257,457	692,692
	Closing Balance	24,525,363	25,574,120
33.00	General and Administrative Expenses		
	Books and Periodicals	530	73,000
	Festival Bonus (Bangla New Year)	2,125,153	2,076,991
	Gratuity Expenses	35,000,000	35,000,000
	Office Transfer Expense	154,000	1,499,655
	CNG Conversion Expenses	349,800	493,350
	Cultural Activities Expense	2,419,361	5,012,996
	Dresses for Staffs	6,000	847,416



Notes	Particulars	Amount in Taka	
		30 June 2025	30 June 2024
	Entertainment expense	2,574,513	3,000,000
	Group Insurance Expense	20,000,000	19,982,000
	Honorarium Allowance	8,460,875	7,642,951
	House Rent for Monitoring Station (Ansar)	216,914	191,660
	Innovation Expenses	775,000	234,020
	Medical Treatment	10,328,875	10,754,642
	Monitoring and Intelligence Service	5,000,000	5,000,000
	Office Furnishing Expense	1,817,722	695,950
	Operation & maintenance support	29,484,130	6,791,928
	Postal service and Newspaper	136,218	153,494
	Security Guard Expense	15,292,498	14,353,050
	Stamps and Seal Expense	188,244	95,325
	Subscription to ITU, APT and CTO	16,189,942	6,483,778
	Survey & Evaluation Expenses	598,713	799,240
	Washing Charge	26,760	37,106
	Welfare Fund Expense	4,500,000	2,500,000
	Audit & Other Consultancy Fee	472,021	54,658
	Advertisement & Publicity Exp.	1,986,868	816,809
	Communication Expenses	9,150,398	10,402,920
	Computer Software	6,075,637	2,349,842
	Incentive Bonus/Reward	10,398,830	10,875,730
	Land Development Tax	11,762,241	10,452,953
	Leave Encashment Expenses	-	20,000,000
	Legal Expenses	7,265,268	15,083,587
	Miscellaneous Expenses	922,229	889,049
	Outsourcing Wages	4,082,702	4,273,736
	Pension Expenses	300,000,000	-
	Recreation Allowance	3,560,253	1,937,030
	Seminar & Workshop Expenses	8,620,935	14,149,074
	Vehicle Registration, Insurance & Tax	251,686	783,390
	Office rent expense	7,425,025	2,266,306
	Vehicle rent	8,201,727	8,347,758
	Shuddhachar Expenses	90,890	333,900
	Audio, Video & Film Making Expenses	-	952,484
	Gift Item Expenses	220,666	-
	Daily Wages for Casual Workers	15,000	-
	Inspection Expenses	523,200	1,968,443
	Cleaning Expenses	4,998,347	3,090,723
	Closing Balance	541,669,170	232,746,945
34.00	Satellite Revenue Expenses/(gain)		
	Satellite Revenue Expenses/(gain)	352,218,892	154,416,463
	Closing Balance	352,218,892	154,416,463
35.00	Training Expenses		
	Domestic	8,487,275	1,308,431
	Closing Balance	8,487,275	1,308,431
36.00	Printing, Publication & Stationery		
	Office Stationary	5,998,982	4,682,008
	Printing and Publication	488,538	1,124,867
	Closing Balance	6,487,520	5,806,875
37.00	Finance Expenses		
	Bank Charges & Commission	133,903	187,938
	Closing Balance	133,903	187,938



38.00 Social Obligation Fund (SOF)

A Social Obligation Fund has been introduced by the Commission in accordance with provision of section 21 Ka of the Act of Parliament (Act No. XVIII of 2001) of Bangladesh Telecommunication Act, 2001 (as amended on 1st August, 2010). The position of Social Obligation Fund (SOF) as on 30 June, 2025 is as follows:

Particulars	Amount in Taka
Opening balance	20,079,579,034
Add: Fund transferred to Social Obligation Fund Account	3,681,809,004
Closing Balance	23,761,388,038

Audit report of the Social Obligation Fund (SOF) has been submitted under a separate cover.

39.00 Contributory Provident Fund (CPF)

The CPF has been introduced by an office order dated 05-12-2005 as per decision of the 40th Meeting of the Commission. The resolution confirms that all the employed officers and staff of BTRC shall deposit 10% of his / her basic salary into CPF, and the same amount shall be deposited by the Commission in his/her account. The balance of Contributory Provident Fund as on 30 June, 2025 are as follows:

Particulars	Amount in Taka
Fund Accounts:	
BTRC Contribution	305,313,568
Employees Contribution	95,433,556
Total	400,747,124

Audit report of the Contributory Provident Fund has been submitted under a separate cover.



Bangladesh Telecommunication Regulatory Commission

Schedule of Property, Plant and Equipment

As at 30 June, 2025

Annexure-A

Sl. No.	Description	C O S T				Rate of Dep.	D E P R E C I A T I O N				Net Book Value as on 30.06.2025
		Balance as on 01.07.2024	Addition during the year	Adjustment during the year	Balance as on 30.06.2025		Balance as on 01.07.2024	Charged During the year	Adjustment during the year	Balance as on 30.06.2025	
01	Land	21,166,538	-	-	21,166,538	-	-	-	-	-	21,166,538
02	Furniture and Fixture	27,100,467	10,782,079	-	37,882,545	10%	18,558,479	1,263,901	-	19,822,380	18,060,165
03	Office Equipment	51,347,342	3,390,068	-	54,737,410	20%	46,454,612	1,607,244	-	48,061,856	6,675,554
04	Computer and Printer	53,474,439	-	-	53,474,439	20%	35,380,210	4,644,477	-	40,024,687	13,449,752
05	Vehicles	185,257,767	-	-	185,257,767	12.5%	128,620,226	9,687,563	-	138,307,789	46,949,978
06	Office Decoration	39,249,574	-	-	39,249,574	20%	38,927,537	95,690	-	39,023,227	226,347
07	Electrical Equipment	6,154,676	-	-	6,154,676	20%	6,116,691	13,644	-	6,130,335	24,341
08	Fire Extingisher	3,739,620	-	-	3,739,620	20%	3,739,620	-	-	3,739,620	-
09	LAN Network Equipment	9,463,469	-	-	9,463,469	20%	8,415,548	339,552	-	8,755,100	708,370
10	Garage Making (Civil)	891,995	-	-	891,995	5%	614,556	44,600	-	659,155	232,840
11	Land Development (Civil)	7,445,036	-	-	7,445,036	5%	4,507,180	375,346	-	4,882,525	2,562,510
12	Telecom Equipment	1,349,760,575	255,337,931	-	1,605,098,506	20%	532,401,038	287,746,370	-	820,147,408	784,951,097
Balance as on 30 June, 2025		1,755,051,496	269,510,077	-	2,024,561,574		823,735,696	305,818,386	-	1,129,554,082	895,007,491
Balance as on 30 June, 2024		1,578,174,573	176,876,924	-	1,755,051,496		560,029,519	263,706,178	-	823,735,696	931,315,800



Bangladesh Telecommunication Regulatory Commission
Schedule of SRCB Project's Assets IDA Part
As at 30 June, 2025

Annexure-B

Sl. No.	PARTICULARS	C O S T				Rate of Dep.	D E P R E C I A T I O N					Net Book Value/WDV as on 30.06.25
		Balance as on 01.07.2024	Addition during the year	Disposal during the year	Balance as on 30.06.2025		Balance as on 01.07.2024	Charged During the year	Disposal/ Adjustment during the year	Transfer to BTRC project (Gob) Part	Balance as on 30.06.2025	
1	Computer and Printer	1,252,777	-	-	1,252,777	20%	1,252,777	-	-	-	1,252,777	-
2	Office Equipment	532,077	-	-	532,077	20%	532,077	-	-	-	532,077	-
3	SMMS Equipment	429,655,488	-	-	429,655,488	12.5%-20%	429,655,488	-	-	-	429,655,488	-
4	Drive Test Equipment	24,190,758	-	-	24,190,758	20%	24,190,758	-	-	-	24,190,758	-
Balance as on 30 June, 2025		455,631,100	-	-	455,631,100		455,631,099	-	-	-	455,631,100	-
Balance as on 30 June, 2024		455,631,100	-	-	455,631,100		426,465,248	29,165,851	-	-	455,631,100	-



Bangladesh Telecommunication Regulatory Commission
Details Schedule of Property, Plant and Equipment
As at 30 June 2025

Sl. No.	Description	Date of Purchase	Qty.	Unit Price	Total Price	Cost			Depreciation				Net Book Value as on 30/06/2025		
				Taka	Taka	Balance as at 01-Jul-24	Addition during the year	Disposal	Balance as at 45,838	Rate	Balance as 01-Jul-24	Charged during the year		Balance as at 45,838	
A	Land														
1	Land (GOB Part)				11,728,041	11,728,041	-	-	11,728,041	0%	-	-	-	11,728,041	
2	Land Development (GOB Part)				1,256,679	1,256,679	-	-	1,256,679	0%	-	-	-	1,256,679	
3	Land Purchase				8,181,818	8,181,818	-	-	8,181,818	0%	-	-	-	8,181,818	
Sub-Total (Land)						21,166,538	21,166,538	-	-	21,166,538		-	-	-	21,166,538
B	Furniture & Fixtures:														
1	Full Secretariat Tables		5	21,500	107,500	107,500			107,500	10%	107,500	-	107,500	-	
2	Senior Executive Chairs		4	23,000	92,000	92,000			92,000	10%	92,000	-	92,000	-	
3	Senior Executive Chairs		13	7,920	102,960	102,960			102,960	10%	102,960	-	102,960	-	
4	Senior Executive Chairs		8	7,940	63,520	63,520			63,520	10%	63,520	-	63,520	-	
5	Senior Executive Tables		2	15,240	30,480	30,480			30,480	10%	30,480	-	30,480	-	
6	Armed Fixed Chair		1	6,000	6,000	6,000			6,000	10%	6,000	-	6,000	-	
7	Conference Chairs		20	7,800	156,000	156,000			156,000	10%	156,000	-	156,000	-	
8	Office Guest Chairs		40	3,500	140,000	140,000			140,000	10%	140,000	-	140,000	-	
9	Guest Chairs		8	6,000	48,000	48,000			48,000	10%	48,000	-	48,000	-	
10	Commission Guest Chairs		13	6,000	78,000	78,000			78,000	10%	78,000	-	78,000	-	
11	Four Drawers File Cabinets		4	5,450	21,800	21,800			21,800	10%	21,800	-	21,800	-	
12	Four Drawers File Cabinets Cum Shelves		8	9,775	78,200	78,200			78,200	10%	78,200	-	78,200	-	
13	Four Drawers File Cabinets Cum Shelves		3	7,975	23,925	23,925			23,925	10%	23,925	-	23,925	-	
14	Book Shelve		1	14,100	14,100	14,100			14,100	10%	14,100	-	14,100	-	
15	Book Shelve		1	5,900	5,900	5,900			5,900	10%	5,900	-	5,900	-	
16	Executive Tables		1	27,000	27,000	27,000			27,000	10%	27,000	-	27,000	-	
17	Executive Tables		9	9,900	89,100	89,100			89,100	10%	89,100	-	89,100	-	
18	Executive Tables		9	12,000	108,000	108,000			108,000	10%	108,000	-	108,000	-	
19	Executive Tables (Glass)	13.08.2023	4	16,340	65,360	65,360			65,360	10%	5,694	6,536	12,230	53,130	
20	Side Table(Glass)	13.08.2023	4	4,902	19,608	19,608			19,608	10%	1,708	1,961	3,669	15,939	
21	Center Table(Glass)	13.08.2024	6	4,085	24,510	24,510			24,510	10%	2,135	2,451	4,586	19,924	
22	Plain Dinning Tables		5	5,000	25,000	25,000			25,000	10%	25,000	-	25,000	-	
23	Table with three drawer		2	30,000	60,000	60,000			60,000	10%	60,000	-	60,000	-	
24	Extra Mobile Drawer		1	5,000	5,000	5,000			5,000	10%	5,000	-	5,000	-	
25	Plain Dinning Tables		6	6,500	39,000	39,000			39,000	10%	39,000	-	39,000	-	
26	Computer Chairs		14	3,600	50,400	50,400			50,400	10%	50,400	-	50,400	-	
27	Sofa Set		10	8,800	88,000	88,000			88,000	10%	88,000	-	88,000	-	
28	Side Table		8	1,800	14,400	14,400			14,400	10%	14,400	-	14,400	-	
29	Executive Table with side rack & drawerunit	02.10.2023	2	122,445	244,890	244,890			244,890	10%	18,048	24,489	42,537	202,353	
30	office Chairs	02.10.2024	3	26,910	80,730	80,730			80,730	10%	5,950	8,073	14,023	66,707	
31	Visitore Chairs	02.10.2025	25	10,890	272,250	272,250			272,250	10%	20,064	27,225	47,289	224,961	
32	sofa Set Double	02.10.2026	6	93,420	560,520	560,520			560,520	10%	41,310	56,052	97,362	463,158	
33	Sofa Single	02.10.2027	3	49,365	148,095	148,095			148,095	10%	10,914	14,810	25,724	122,371	
34	Center Table	02.10.2028	4	34,650	138,600	138,600			138,600	10%	10,215	13,860	24,075	114,525	
35	Coner Table	02.10.2029	3	11,295	33,885	33,885			33,885	10%	2,497	3,389	5,886	27,999	
36	Side Table	02.10.2030	1	27,630	27,630	27,630			27,630	10%	2,036	2,763	4,799	22,831	
37	Lobbi sade (2 Cqaire & 1 Table)	02.10.2031	3	37,890	113,670	113,670			113,670	10%	8,377	11,367	19,744	93,926	



Sl. No.	Description	Date of Purchase	Qty.	Unit Price	Total Price	Cost			Depreciation				Net Book Value as on 30/06/2025	
						Balance as at	Addition during the year	Disposal	Balance as at	Dep.	Balance as	Charged during the year		Balance as at
				Taka	Taka	01-Jul-24			45,838	Rate	01-Jul-24	during the year		45,838
38	Ansar Bed/ Semi Double Bed(Double layer)	20.11.2023	10	26,360	263,600	263,600			263,600	10%	15,960	26,360	42,320	221,280
39	Traffic Hand Signal light	20.11.2024	2	1,500	3,000	3,000			3,000	10%	182	300	482	2,518
40	Hand Hald Scanner/ Materal Ditactor	20.11.2025	3	2,800	8,400	8,400			8,400	10%	509	840	1,349	7,051
41	Single Bed	05.01.2024	4	12,000	48,000	48,000			48,000	10%	2,315	4,800	7,115	40,885
42	Bed metres	05.01.2025	4	5,200	20,800	20,800			20,800	10%	1,003	2,080	3,083	17,717
43	Lobbi set	22.06.2024	1	65,350	65,350	65,350			65,350	10%	161	6,535	6,696	58,654
44	Executive Chair	22.06.2025	1	26,910	26,910	26,910			26,910	10%	66	2,691	2,757	24,153
45	Side Rack		2	5,000	10,000	10,000			10,000	10%	10,000	-	10,000	-
46	Side Rack		5	2,000	10,000	10,000			10,000	10%	10,000	-	10,000	-
47	Computer Table		14	5,000	70,000	70,000			70,000	10%	70,000	-	70,000	-
48	Computer Furniture	25.07.2023	1	7,200	7,200	7,200			7,200	10%	673	720	1,393	5,807
49	Sofa Set (three seater)		1	19,800	19,800	19,800			19,800	10%	19,800	-	19,800	-
50	Sofa Set (one seater)		5	14,700	73,500	73,500			73,500	10%	73,500	-	73,500	-
51	Center Table		6	3,360	20,160	20,160			20,160	10%	20,160	-	20,160	-
52	Compacted Rack		14	7,100	99,400	99,400			99,400	10%	99,400	-	99,400	-
53	Tender Box		1	3,000	3,000	3,000			3,000	10%	3,000	-	3,000	-
54	Armed Chair		4	5,950	23,800	23,800			23,800	10%	23,800	-	23,800	-
55	Office Almirah		5	9,900	49,500	49,500			49,500	10%	49,500	-	49,500	-
56	Four Drawers File Cabinet		1	14,800	14,800	14,800			14,800	10%	14,800	-	14,800	-
57	Three Drawers Executive Tables		2	16,000	32,000	32,000			32,000	10%	32,000	-	32,000	-
58	File Cabinet		1	14,000	14,000	14,000			14,000	10%	14,000	-	14,000	-
59	Executive Tables		1	12,750	12,750	12,750			12,750	10%	12,750	-	12,750	-
60	Office Almirah		2	8,900	17,800	17,800			17,800	10%	17,800	-	17,800	-
61	Computer Table		6	4,500	27,000	27,000			27,000	10%	27,000	-	27,000	-
62	Fixed Chair		6	1,400	8,400	8,400			8,400	10%	8,400	-	8,400	-
63	Executive Tables		3	12,750	38,250	38,250			38,250	10%	38,250	-	38,250	-
64	Executive Chairs		2	3,000	6,000	6,000			6,000	10%	6,000	-	6,000	-
65	Office Almirah		2	10,900	21,800	21,800			21,800	10%	21,800	-	21,800	-
66	4-Drawer Combined filing cabinet		1	16,800	16,800	16,800			16,800	10%	16,800	-	16,800	-
67	Office Almirah		2	10,900	21,800	21,800			21,800	10%	21,800	-	21,800	-
68	4-Drawer Combined filing cabinet		1	14,800	14,800	14,800			14,800	10%	14,800	-	14,800	-
69	Side Drawer		1	3,200	3,200	3,200			3,200	10%	3,200	-	3,200	-
70	Tea Tali		1	2,620	2,620	2,620			2,620	10%	2,620	-	2,620	-
71	Office Chairs		2	3,553	7,106	7,106			7,106	10%	7,106	-	7,106	-
72	Computer Table		5	4,500	22,500	22,500			22,500	10%	22,500	-	22,500	-
73	Side Rack		1	4,100	4,100	4,100			4,100	10%	4,100	-	4,100	-
74	Executive Tables		4	5,200	20,800	20,800			20,800	10%	20,800	-	20,800	-
75	Drawer Unit		4	3,500	14,000	14,000			14,000	10%	14,000	-	14,000	-
76	Computer Table		2	6,000	12,000	12,000			12,000	10%	12,000	-	12,000	-
77	Four Drawer Steel Filing Cabinet		1	8,300	8,300	8,300			8,300	10%	8,300	-	8,300	-
78	Refrigerator		1	17,500	17,500	17,500			17,500	10%	17,500	-	17,500	-
79	Micro Oven		1	6,900	6,900	6,900			6,900	10%	6,900	-	6,900	-
80	Easy Chair		1	9,169	9,169	9,169			9,169	10%	9,169	-	9,169	-
81	Almirah		2	13,300	26,600	26,600			26,600	10%	26,600	-	26,600	-
82	Fax Machine		1	34,000	34,000	34,000			34,000	10%	34,000	-	34,000	-
83	Almirah		1	11,305	11,305	11,305			11,305	10%	11,305	-	11,305	-
84	Steel Box		1	7,200	7,200	7,200			7,200	10%	7,200	-	7,200	-



Sl. No.	Description	Date of Purchase	Qty.	Unit Price	Total Price	Cost			Depreciation				Net Book Value as on 30/06/2025	
				Taka	Taka	Balance as at	Addition during the year	Disposal	Balance as at	Dep.	Balance as	Charged during the year		Balance as at
						01-Jul-24			45,838	Rate	01-Jul-24	45,838		
85	Full Secretariat Tables		2	13,200	26,400	26,400			26,400	10%	26,400	-	26,400	-
86	Executive Table		8	12,100	96,800	96,800			96,800	10%	96,800	-	96,800	-
87	Table		6	8,250	49,500	49,500			49,500	10%	49,500	-	49,500	-
88	Computer Table		3	6,850	20,550	20,550			20,550	10%	20,550	-	20,550	-
89	Printer Table		3	6,050	18,150	18,150			18,150	10%	18,150	-	18,150	-
90	Conference Table		1	19,000	19,000	19,000			19,000	10%	19,000	-	19,000	-
91	Round Meeting Table		1	6,600	6,600	6,600			6,600	10%	6,600	-	6,600	-
92	Tea Table		2	4,400	8,800	8,800			8,800	10%	8,800	-	8,800	-
93	Fax Table		2	6,050	12,100	12,100			12,100	10%	12,100	-	12,100	-
94	Photocopier Table		2	6,050	12,100	12,100			12,100	10%	12,100	-	12,100	-
95	Executive Chair		10	4,700	47,000	47,000			47,000	10%	47,000	-	47,000	-
96	Computer Chair		3	4,180	12,540	12,540			12,540	10%	12,540	-	12,540	-
97	Arm Fixed Chair		6	2,400	14,400	14,400			14,400	10%	14,400	-	14,400	-
98	Conference/Meeting Fixed Chair		35	2,250	78,750	78,750			78,750	10%	78,750	-	78,750	-
99	Arm Less Chair		8	3,150	25,200	25,200			25,200	10%	25,200	-	25,200	-
100	Folding Round Tool		8	850	6,800	6,800			6,800	10%	6,800	-	6,800	-
101	Combined Filing Cabinet Locker		6	17,200	103,200	103,200			103,200	10%	103,200	-	103,200	-
102	Steel Almirah		7	18,480	129,360	129,360			129,360	10%	129,360	-	129,360	-
103	Computer Table		10	3,500	35,000	35,000			35,000	10%	35,000	-	35,000	-
104	Steel Almirah		4	11,448	45,790	45,790			45,790	10%	45,790	-	45,790	-
105	Steel Self, Sofa & Table				53,200	53,200			53,200	10%	53,200	-	53,200	-
106	Steel Almirah		12	11,875	142,500	142,500			142,500	10%	142,500	-	142,500	-
107	GFC Fan		8	3,800	30,400	30,400			30,400	10%	30,400	-	30,400	-
108	Executive Table & Chair				178,790	178,790			178,790	10%	178,790	-	178,790	-
109	File Cabinet				17,100	17,100			17,100	10%	17,100	-	17,100	-
110	Camera & Conference System				238,725	238,725			238,725	10%	238,725	-	238,725	-
111	File Cabinet & 20 nos Chair				120,650	120,650			120,650	10%	120,650	-	120,650	-
112	Table Set		1	50,000	50,000	50,000			50,000	10%	50,000	-	50,000	-
113	Table Various Size with Self			67,830	67,830	67,830			67,830	10%	67,830	-	67,830	-
114	Vistor Chair		5	4,750	23,750	23,750			23,750	10%	23,750	-	23,750	-
115	Office Almirah		1	14,773	14,773	14,773			14,773	10%	14,773	-	14,773	-
116	Almirah-4, Computer Table-4, File Cabinet-5			115,520	115,520	115,520			115,520	10%	115,520	-	115,520	-
117	TV Trolly		4	3,275	13,100	13,100			13,100	10%	13,100	-	13,100	-
118	DV Camera & Voice Recoder			44,080	44,080	44,080			44,080	10%	44,080	-	44,080	-
119	Television		4	24,500	98,000	98,000			98,000	10%	98,000	-	98,000	-
120	Sloted Rack-4, Book Self-3			82,080	82,080	82,080			82,080	10%	82,080	-	82,080	-
121	Computer Table		1	2,900	2,900	2,900			2,900	10%	2,900	-	2,900	-
122	Table Various Size with Self			95,475	95,475	95,475			95,475	10%	95,475	-	95,475	-
123	Sofa Various with Centre Table			78,755	78,755	78,755			78,755	10%	78,755	-	78,755	-
124	Book Self-7, Vistor Chair-9			127,670	127,670	127,670			127,670	10%	127,670	-	127,670	-
125	Almirah		10	11,875	118,750	118,750			118,750	10%	118,750	-	118,750	-
126	Ex. Table, Drawer, Chair, Cabinet			220,593	220,593	220,593			220,593	10%	220,593	-	220,593	-
127	Chair Various			23,750	23,750	23,750			23,750	10%	23,750	-	23,750	-
128	Ex. Table-3, Working Table-3			57,903	57,903	57,903			57,903	10%	57,903	-	57,903	-
129	Computer table		1	6,768	6,768	6,768			6,768	10%	6,768	-	6,768	-
130	Multipurpose shelf		1	6,930	6,930	6,930			6,930	10%	6,930	-	6,930	-
131	Office Almirah		4	13,221	52,884	52,884			52,884	10%	52,884	-	52,884	-



Sl. No.	Description	Date of Purchase	Qty.	Unit Price	Total Price	Cost			Depreciation				Net Book Value as on 30/06/2025	
				Taka	Taka	Balance as at	Addition during the year	Disposal	Balance as at	Dep.	Balance as	Charged during the year		Balance as at
						01-Jul-24			45,838	Rate	01-Jul-24	45,838		
132	4 Drawer file cabinet		2	9,729	19,458	19,458			19,458	10%	19,458	-	19,458	-
133	Chair, Marble		10	549	5,490	5,490			5,490	10%	5,490	-	5,490	-
134	Chair, White		10	549	5,490	5,490			5,490	10%	5,490	-	5,490	-
135	Folding Table		1	1,890	1,890	1,890			1,890	10%	1,890	-	1,890	-
136	4 Drawer file cabinet		1	11,187	11,187	11,187			11,187	10%	11,187	-	11,187	-
137	Shelf		10	650	6,500	6,500			6,500	10%	6,500	-	6,500	-
138	Accessories		1	1,004	1,004	1,004			1,004	10%	1,004	-	1,004	-
139	Khat		20	3,000	60,000	60,000			60,000	10%	60,000	-	60,000	-
140	Khat		5	3,000	15,000	15,000			15,000	10%	15,000	-	15,000	-
141	Khat		1	10,400	10,400	9,360			9,360	10%	9,360	-	9,360	-
142	Bed Pillow		2	550	1,100	1,100			1,100	10%	1,100	-	1,100	-
143	Single Mettress		1	9,720	9,720	8,748			8,748	10%	8,748	-	8,748	-
144	Chair Various		20	750	15,000	15,000			15,000	10%	15,000	-	15,000	-
145	What-Not		1	9,450	9,450	9,450			9,450	10%	9,450	-	9,450	-
146	Chair Various		20	950	19,000	19,000			19,000	10%	19,000	-	19,000	-
147	Back Cabinet		26	7,330	190,580	190,580			190,580	10%	190,580	-	190,580	-
148	Table with drawer unit		5	5,920	29,600	29,600			29,600	10%	29,600	-	29,600	-
149	Office Almira (Steel)		20	16,700	334,000	334,000			334,000	10%	334,000	-	334,000	-
150	Visitors Chairs		39	2,300	89,700	89,700			89,700	10%	89,700	-	89,700	-
151	Executive Chairs		75	5,560	417,000	417,000			417,000	10%	417,000	-	417,000	-
152	Computer Table		5	5,030	25,150	25,150			25,150	10%	25,150	-	25,150	-
153	Visitors Chairs		9	4,385	39,465	39,465			39,465	10%	39,465	-	39,465	-
154	Visitors Chairs		10	2,240	22,400	22,400			22,400	10%	22,400	-	22,400	-
155	Waiting Chairs		4	34,850	139,400	139,400			139,400	10%	139,400	-	139,400	-
156	Office table		1	24,600	24,600	24,600			24,600	10%	24,600	-	24,600	-
157	Various type of furniture				4,541,950	4,541,950			4,541,950	10%	4,541,950	-	4,541,950	-
158	Folding Table		8	2,978	23,824	23,824			23,824	10%	23,824	-	23,824	-
159	Angle Rack		10	10,152	101,520	101,520			101,520	10%	101,520	-	101,520	-
160	National Fan		10	1,995	19,950	19,950			19,950	10%	19,950	-	19,950	-
161	Pipe		1	250	250	250			250	10%	250	-	250	-
162	Common Burner		1	1,650	1,650	1,650			1,650	10%	1,650	-	1,650	-
163	Cylinder		1	5,200	5,200	5,200			5,200	10%	5,200	-	5,200	-
164	Gas		1	3,700	3,700	3,700			3,700	10%	3,700	-	3,700	-
165	Meter		1	2,200	2,200	2,200			2,200	10%	2,200	-	2,200	-
166	LCD TV 32"		1	55,628	55,628	55,628			55,628	10%	55,628	-	55,628	-
167	LCD TV 60"		4	102,653	410,610	410,610			410,610	10%	410,610	-	410,610	-
168	Various type of furniture				1,538,316	1,538,316			1,538,316	10%	1,538,316	-	1,538,316	-
169	Almira		10	14,690	146,900	146,900			146,900	10%	146,900	-	146,900	-
170	Cabinet		1	14,877	14,877	14,877			14,877	10%	14,877	-	14,877	-
171	Wood Stand		2	6,200	12,400	12,400			12,400	10%	12,400	-	12,400	-
172	Tarminal Rack		1	72,557	72,557	72,557			72,557	10%	72,557	-	72,557	-
173	Angle Rack		15	12,700	190,501	190,501			190,501	10%	190,501	-	190,501	0
174	Almira		11	17,248	189,733	189,733			189,733	10%	189,733	-	189,733	(0)
175	Office Almirah		5	18,405	92,025	92,025			92,025	10%	92,025	-	92,025	-
176	Slotedb Angle Rack		7	14,139	98,973	98,973			98,973	10%	98,973	-	98,973	-
177	Multipurpose shelf		2	15,341	30,681	30,681			30,681	10%	30,681	-	30,681	-
178	Office Almirah		7	20,840	145,880	145,880			145,880	10%	145,880	-	145,880	-



Sl. No.	Description	Date of Purchase	Qty.	Unit Price	Total Price	Cost			Depreciation				Net Book Value as on 30/06/2025	
				Taka	Taka	Balance as at	Addition during the year	Disposal	Balance as at	Dep.	Balance as	Charged during the year		Balance as at
						01-Jul-24			45,838	Rate	01-Jul-24	45,838		
179	SR Executive Chair		2	20,250	40,500	40,500			40,500	10%	40,500	-	40,500	-
180	Replace Handle		1	1,200	1,200	1,200			1,200	10%	1,200	-	1,200	-
181	Shave Volt		1	36,000	36,000	36,000			36,000	10%	36,000	-	36,000	-
182	Visitors Chairs		1	13,585	13,585	13,585			13,585	10%	13,585	-	13,585	-
183	Senior Excutive chair		2	10,000	20,000	20,000			20,000	10%	20,000	-	20,000	-
184	Honore Board fram		1	12,000	12,000	12,000			12,000	10%	12,000	-	12,000	-
185	Drawer File Cabinet		1	18,981	18,981	18,981			18,981	10%	18,981	0	18,981	-
186	Table with drawer unit		5	9,601	48,005	48,005			48,005	10%	48,005	-	48,005	-
187	Table with drawer unit		6	7,657	45,942	45,942			45,942	10%	45,942	0	45,942	-
188	Visitors Chairs		15	3,465	51,975	51,975			51,975	10%	51,975	-	51,975	-
189	Drawer Unit		6	3,972	23,832	23,832			23,832	10%	23,832	0	23,832	-
190	Office Almira (Steel)		5	18,616	93,080	93,080			93,080	10%	93,080	-	93,080	-
191	4Drawer File Cabinet		2	13,709	27,418	27,418			27,418	10%	27,418	(0)	27,418	-
192	Multipurpose shelf		2	8,086	16,172	16,172			16,172	10%	16,172	0	16,172	-
193	Slotted angle Rack		3	8,736	26,208	26,208			26,208	10%	26,208	(0)	26,208	-
194	Slotted angle Rack		2	14,287	28,574	28,574			28,574	10%	28,574	(0)	28,574	-
195	Fole Cabinet		1	16,200	16,200	16,200			16,200	10%	14,580	1,620	16,200	-
196	Plastic Chairs		25	732	18,300	18,300			18,300	10%	16,470	1,830	18,300	-
197	Rain tree wood		4	3,125	12,500	12,500			12,500	10%	10,432	1,250	11,682	818
198	Table with drawer unit		8	9,440	75,520	75,520			75,520	10%	60,623	7,552	68,175	7,345
199	Office almirah (steel)		15	20,860	312,900	312,900			312,900	10%	251,177	31,290	282,467	30,433
200	4Drawer File Cabinet		10	15,248	152,480	152,480			152,480	10%	122,402	15,248	137,650	14,830
201	4Drawer file cabinet with individual lock		2	16,440	32,880	32,880			32,880	10%	26,394	3,288	29,682	3,198
202	Eecutive chair		22	9,240	203,280	203,280			203,280	10%	163,181	20,328	183,509	19,771
203	Executive chairs		35	5,452	190,820	190,820			190,820	10%	153,179	19,082	172,261	18,559
204	Key board tray		30	1,272	38,160	38,160			38,160	10%	30,633	3,816	34,449	3,711
205	Slotted angle Rack		8	15,744	125,952	125,952			125,952	10%	101,107	12,595	113,702	12,250
206	3Drawer unit		8	4,544	36,352	36,352			36,352	10%	29,182	3,635	32,817	3,535
207	Office almirah (steel)		5	20,860	104,300	104,300			104,300	10%	83,497	10,430	93,927	10,373
208	Visitor chairs		8	5,883	47,064	47,064			47,064	10%	37,677	4,706	42,384	4,680
209	Waiting Chairs		1	9,865	9,865	9,865			9,865	10%	7,898	987	8,884	981
210	Fixed Chair For DG		1	8,000	8,000	8,000			8,000	10%	5,905	800	6,705	1,295
211	Office almirah (steel)		18	18,566	334,188	334,188			334,188	10%	234,755	33,419	268,174	66,014
212	4-Drawer Drwaer file cabinet		17	13,869	235,773	235,773			235,773	10%	165,623	23,577	189,200	46,573
213	Multipurpose shelf		2	6,449	12,898	12,898			12,898	10%	9,060	1,290	10,350	2,548
214	Visitor Chair		10	2,287	22,870	22,870			22,870	10%	16,065	2,287	18,352	4,518
215	Visitor Chair		20	2,038	40,760	40,760			40,760	10%	28,633	4,076	32,709	8,051
216	Dinning Chair		40	1,460	58,400	58,400			58,400	10%	41,024	5,840	46,864	11,536
217	Dinning Table		2	5,066	10,132	10,132			10,132	10%	7,118	1,013	8,131	2,001
218	3-Drawewr Unit		12	4,016	48,192	48,192			48,192	10%	29,034	4,819	33,853	14,339
219	Side Rack		8	3,682	29,456	29,456			29,456	10%	29,456	-	29,456	-
220	Office Cup Board		4	4,944	19,776	19,776			19,776	10%	13,892	1,978	15,869	3,907
221	Key board tray		15	913	13,695	13,695			13,695	10%	9,621	1,370	10,991	2,704
222	Visiting Chair	10.8.2017	20	3,680	73,600	73,600			73,600	10%	49,867	7,360	57,227	16,373
223	Special Cabinet with sliding door	21.3.2018	30	7,000	210,000	210,000			210,000	10%	116,737	21,000	137,737	72,263
224	Workstation top for writing	21.3.2018	371	182	67,522	67,522			67,522	10%	37,535	6,752	44,287	23,235
225	Drawer Unit	21.3.2018	30	3,976	119,280	119,280			119,280	10%	66,307	11,928	78,235	41,045



Sl. No.	Description	Date of Purchase	Qty.	Unit Price	Total Price	Cost			Depreciation				Net Book Value as on 30/06/2025	
				Taka	Taka	Balance as at	Addition during the year	Disposal	Balance as at	Dep. Rate	Balance as	Charged during the year		Balance as at
						01-Jul-24			45,838		01-Jul-24			45,838
226	Keyboard Tray	21.3.2018	30	1,113	33,390	33,390			33,390	10%	18,561	3,339	21,900	11,490
227	Special File Cabinet (MS)	26.6.18	7	29,497	206,479	206,479			206,479	10%	103,692	20,648	124,340	82,139
228	Special Key Locker (MS)	26.6.18	1	34,966	34,966	34,966			34,966	10%	17,560	3,497	21,056	13,910
229	Executive Table with 3 Drawers	26.6.18	6	9,277	55,662	55,662			55,662	10%	27,953	5,566	33,519	22,143
230	Workstation Top Beech Color	3.4.2018	39	188	7,332	7,332			7,332	10%	4,020	733	4,753	2,579
231	Workstation Top Installation Accessories	3.4.2018	1	1,000	1,000	1,000			1,000	10%	548	100	648	352
232	TV TrolI Stand	24.02.19	1	30,000	30,000	30,000			30,000	10%	16,044	3,000	19,044	10,956
233	Office AlmiraH		10	19,082	190,820	190,820			190,820	10%	98,024	19,082	117,106	73,714
234	Drawer File Cabinet		10	14,004	140,040	140,040			140,040	10%	71,938	14,004	85,942	54,098
235	Executive Table with Drawer		5	7,853	39,265	39,265			39,265	10%	20,171	3,927	24,097	15,168
236	Executive Table with Individual Drawer		5	10,237	51,185	51,185			51,185	10%	26,294	5,119	31,412	19,773
237	Executive Chair(Medium)	12.05.19	25	6,965	174,125	174,125			174,125	10%	89,448	17,413	106,861	67,265
238	Executive Chair(Low)		25	5,689	142,225	142,225			142,225	10%	73,061	14,223	87,283	54,942
239	Computer Table		5	7,245	36,225	36,225			36,225	10%	18,609	3,623	22,231	13,994
240	Visitor Chair(DD)		20	3,200	64,000	64,000			64,000	10%	32,867	6,400	39,267	24,733
241	Visitor Chair(AD)		20	2,894	57,880	57,880			57,880	10%	29,733	5,788	35,521	22,359
242	Drawer Unit		10	3,318	33,180	33,180			33,180	10%	17,045	3,318	20,363	12,817
243	Office Cupboard		12	5,914	70,968	70,968			70,968	10%	36,457	7,097	43,554	27,414
244	Walton Pedestal Fan		6	3,470	20,820	20,820			20,820	10%	10,433	2,082	12,515	8,305
245	Walton Pedestal Fan		6	3,470	20,820	20,820			20,820	10%	10,433	2,082	12,515	8,305
246	Executive Chair(Mechagon) Nylon Chair Base)	27.06.19	1	13,744	13,744	13,744			13,744	10%	6,887	1,374	8,262	5,483
247	Executive Chair Pure Rixin		1	20,400	20,400	20,400			20,400	10%	10,222	2,040	12,262	8,138
248	Office AlmiraH		11	19,500	214,500	214,500			214,500	10%	107,485	21,450	128,935	85,565
249	Office Cupboard		12	6,100	73,200	73,200			73,200	10%	36,680	7,320	44,000	29,200
250	Diroctor Table	04.08.19	1	23,617	23,617	23,617			23,617	10%	11,362	2,362	13,724	9,893
251	Walton Pedestal Fan	24.10.19	6	3,470	20,822	20,822			20,822	10%	9,755	2,082	11,837	8,985
252	Honore Board fram	30.10.19	1	18,000	18,000	18,000			18,000	10%	8,403	1,800	10,203	7,797
253	Sofa Set Sigle	19.01.20	1	6,419	6,419	6,419			6,419	10%	2,886	642	3,528	2,891
254	Sofa Set Dubble	19.01.20	1	11,142	11,142	11,142			11,142	10%	5,010	1,114	6,124	5,018
255	Visitor Chair (Director)	19.01.20	4	6,416	25,664	25,664			25,664	10%	11,538	2,566	14,105	11,559
256	Visitor Chair (DD)	19.01.20	10	4,115	41,150	41,150			41,150	10%	18,501	4,115	22,616	18,534
257	Visitor Chair (AD)	19.01.20	12	3,990	47,880	47,880			47,880	10%	21,526	4,788	26,314	21,566
258	Drawar Unit	19.01.20	10	4,610	46,100	46,100			46,100	10%	20,726	4,610	25,336	20,764
259	Side Rack	19.01.20	10	6,500	65,000	65,000			65,000	10%	29,223	6,500	35,723	29,277
260	Special Cup Board	19.01.20	5	9,700	48,500	48,500			48,500	10%	21,805	4,850	26,655	21,845
261	Excecutive Table		3	7,586	22,758	22,758			22,758	10%	10,231	2,276	12,507	10,251
262	Office Steel AlmiraH (MS)	22.02.2021	20	21,994	439,880	439,880			439,880	10%	147,390	43,988	191,378	248,502
263	Executive Table with Drawer	22.02.2021	10	9,079	90,790	90,790			90,790	10%	30,421	9,079	39,500	51,290
264	Executive Table With Side Rack	22.02.2021	5	13,018	65,090	65,090			65,090	10%	21,810	6,509	28,319	36,771
265	Executive Chair with Foreign Fabric	22.02.2021	10	7,770	77,700	77,700			77,700	10%	26,035	7,770	33,805	43,895
266	Steel Cabinet with Central Locking	22.02.2021	12	14,763	177,156	177,156			177,156	10%	59,360	17,716	77,075	100,081
267	Visitor Chair with Foreign Fabric	22.02.2021	30	3,731	111,930	111,930			111,930	10%	37,504	11,193	48,697	63,233
268	Visitor Chair with Foreign Fabric	22.02.2021	30	2,954	88,620	88,620			88,620	10%	29,694	8,862	38,556	50,064
269	Side Rack With Sliding Door	22.02.2021	15	4,837	72,555	72,555			72,555	10%	24,311	7,256	31,566	40,989
270	Office Cup Board	22.02.2021	15	6,216	93,240	93,240			93,240	10%	31,242	9,324	40,566	52,674
271	Coat Hanger	22.02.2021	15	3,847	57,705	57,705			57,705	10%	19,336	5,771	25,107	32,599
272	Multipurpose shelf	22.02.2021	5	10,878	54,390	54,390			54,390	10%	18,224	5,439	23,663	30,727



Sl. No.	Description	Date of Purchase	Qty.	Unit Price	Total Price	Cost			Depreciation				Net Book Value as on 30/06/2025	
				Taka	Taka	Balance as at	Addition during the year	Disposal	Balance as at	Dep. Rate	Balance as at	Charged during the year		Balance as at
						01-Jul-24			45,838		01-Jul-24			45,838
273	One Part Visitor Chair	09.02.2021	5	4,200	21,000	21,000			21,000	10%	7,111	2,100	9,211	11,789
274	One Part Visitor Chair	03.03.2021	5	4,200	21,000	21,000			21,000	10%	6,990	2,100	9,090	11,910
275	Multipurpose shelf All Beech	04.03.2021			-	26,743			26,743	10%	8,902	2,674	11,576	15,167
276	Miscellaneous Furniture	02.03.2021			-	21,800			21,800	10%	7,258	2,180	9,438	12,363
277	Multipurpose shelf Autobi	03.06.2021	1	8,880	8,880	7,282			7,282	10%	2,239	728	2,967	4,315
278	Honour Board	16.06.2021	1	18,000	18,000	18,000			18,000	10%	5,470	1,800	7,270	10,731
279	Moveable Drawer Unit	16.06.2021	15	4,094	61,410	61,410			61,410	10%	18,659	6,141	24,800	36,610
280	TV Trolley	30.06.2021	1	22,500	22,500	22,500			22,500	10%	6,756	2,250	9,006	13,494
281	Table Executive Black Beech With Drawer	24.02.2022	1	18,400	18,400	18,400			18,400	10%	4,315	1,840	6,155	12,245
282	Executive Table With Side Rack (Deputy Director)	25.06.2023	10	18,865	188,650	188,650			188,650	10%	517	18,865	19,382	169,268
283	Executive Table With Hanging Drawer (SAD/AD)	25.06.2023	45	8,470	381,150	381,150			381,150	10%	1,044	38,115	39,159	341,991
284	Executive Table With Hanging Drawer (PO/PA)	25.06.2023	15	8,470	127,050	127,050			127,050	10%	348	12,705	13,053	113,997
285	Executive chair (Officer)	25.06.2023	30	10,395	311,850	311,850			311,850	10%	854	31,185	32,039	279,811
286	Visitor Chair (Director/DD)	25.06.2023	45	6,391	287,595	287,595			287,595	10%	788	28,760	29,547	258,048
287	Visitor Chair (SAD/AD)	25.06.2023	90	5,390	485,100	485,100			485,100	10%	1,329	48,510	49,839	435,261
288	Office Cup Board	25.06.2023	30	8,085	242,550	242,550			242,550	10%	665	24,255	24,920	217,630
289	Side Rack	25.06.2023	30	7,700	231,000	231,000			231,000	10%	633	23,100	23,733	207,267
290	Drawer Unit	25.06.2023	20	6,160	123,200	123,200			123,200	10%	338	12,320	12,658	110,542
291	Office Almira (Steel)	25.06.2023	30	22,715	681,450	681,450			681,450	10%	1,867	68,145	70,012	611,438
292	Dining Table	25.06.2023	10	32,340	323,400	323,400			323,400	10%	886	32,340	33,226	290,174
293	Dining chair	25.06.2023	60	5,236	314,160	314,160			314,160	10%	861	31,416	32,277	281,883
294	Steel Trolly size "24" * 18"	25.06.2023	1	31,490	31,490	31,490			31,490	10%	86	3,149	3,235	28,255
295	3/4' Stand with White Board	18-Nov-24	1	8,000	8,000	-	8,000	-	8,000	10%	-	491	491	7,509
296	White Board	18-Nov-24	1	850	850	-	850	-	850	10%	-	52	52	798
297	2.5*6 Bed	20-Nov-24	1	7,000	7,000	-	7,000	-	7,000	10%	-	426	426	6,574
298	Book Shelf Cum TV Stand	20-Nov-24	1	11,812	11,812	-	11,812	-	11,812	10%	-	718	718	11,094
299	4" Melamine Board	29-Jun-25	1	41,400	41,400	-	41,400	-	41,400	10%	-	11	11	41,389
300	Basin	29-Jun-25	1	23,000	23,000	-	23,000	-	23,000	10%	-	6	6	22,994
301	Kitchen Handing Cabinet	29-Jun-25	1	12,420	12,420	-	12,420	-	12,420	10%	-	3	3	12,417
302	Kitchen Lower Cabinet	29-Jun-25	1	11,500	11,500	-	11,500	-	11,500	10%	-	3	3	11,497
303	Counter Top Granite	29-Jun-25	1	8,050	8,050	-	8,050	-	8,050	10%	-	2	2	8,048
304	Low Hight Patition	29-Jun-25	1	48,128	48,128	-	48,128	-	48,128	10%	-	13	13	48,114
305	Nap Room Double Door	29-Jun-25	1	7,245	7,245	-	7,245	-	7,245	10%	-	2	2	7,243
306	Padding for Exterior Glass	29-Jun-25	1	60,375	60,375	-	60,375	-	60,375	10%	-	17	17	60,358
307	Padding for Interior Design	29-Jun-25	1	122,475	122,475	-	122,475	-	122,475	10%	-	34	34	122,441
308	Floor Mat	29-Jun-25	1	105,800	105,800	-	105,800	-	105,800	10%	-	29	29	105,771
309	Set-up fee	29-Jun-25	1	57,500	57,500	-	57,500	-	57,500	10%	-	16	16	57,484
310	Plumbing Sink Water	29-Jun-25	1	15,525	15,525	-	15,525	-	15,525	10%	-	4	4	15,521
311	Tempered Veranda Glass	29-Jun-25	1	24,771	24,771	-	24,771	-	24,771	10%	-	7	7	24,764
312	Table, Shelf and Others	29-Jun-25	1	293,475	293,475	-	293,475	-	293,475	10%	-	80	80	293,395
313	Divan DIV-105-R	20-Jan-25	1	29,900	29,900	-	29,900	-	29,900	10%	-	1,319	1,319	28,581
314	Office Sofa	20-Jan-25	2	20,700	41,400	-	41,400	-	41,400	10%	-	1,826	1,826	39,574
315	Single Bed with Mattress	20-Jan-25	1	27,600	27,600	-	27,600	-	27,600	10%	-	1,217	1,217	26,383
316	Sofa Three Seater	20-Jan-25	1	27,600	27,600	-	27,600	-	27,600	10%	-	1,217	1,217	26,383
317	Wall Mirror	20-Jan-25	2	4,950	9,900	-	9,900	-	9,900	10%	-	437	437	9,463
318	Carpet Table	20-Jan-25	410	205	84,050	-	84,050	-	84,050	10%	-	3,707	3,707	80,343
319	Intenor Decoration	20-Jan-25	1	10,000	10,000	-	10,000	-	10,000	10%	-	441	441	9,559
320	Cane Chair	20-Jan-25	30	2,110	63,300	-	63,300	-	63,300	10%	-	2,792	2,792	60,508



Sl. No.	Description	Date of Purchase	Qty.	Unit Price	Total Price	Cost			Depreciation				Net Book Value as on 30/06/2025	
				Taka	Taka	Balance as at	Addition during the year	Disposal	Balance as at	Dep. Rate	Balance as at 01-Jul-24	Charged during the year		Balance as at
						01-Jul-24			45,838					45,838
321	Executive Table	15-May-25	40	11,835	473,400	-	473,400		473,400	10%	-	5,966	5,966	467,434
322	Executive Chair	15-May-25	80	6,106	488,400	-	488,400		488,400	10%	-	6,155	6,155	482,245
323	Table with side Rack & Drawer for D.G	24-Jun-25	5	128,832	644,160	-	644,160		644,160	10%	-	1,059	1,059	643,101
324	Table with side Rack & Drawer for Director	24-Jun-25	11	99,096	1,090,056	-	1,090,056		1,090,056	10%	-	1,792	1,792	1,088,264
325	Table with side Rack & Drawer for D.D	24-Jun-25	10	21,745	217,450	-	217,450		217,450	10%	-	357	357	217,093
326	Center Table for Director General	24-Jun-25	5	8,376	41,880	-	41,880		41,880	10%	-	69	69	41,811
327	Dining table with Chair	24-Jun-25	6	50,111	300,666	-	300,666		300,666	10%	-	494	494	300,172
328	Conference Table	24-Jun-25	7	132,030	924,210	-	924,210		924,210	10%	-	1,519	1,519	922,691
329	Executive Chair for Director General	24-Jun-25	4	21,170	84,680	-	84,680		84,680	10%	-	139	139	84,541
330	Executive Chair for Director	24-Jun-25	11	21,170	232,870	-	232,870		232,870	10%	-	383	383	232,487
331	Executive Chair for Deputy Director	24-Jun-25	15	10,220	153,300	-	153,300		153,300	10%	-	252	252	153,048
332	Executive Chair for Officer	24-Jun-25	50	11,166	558,300	-	558,300		558,300	10%	-	918	918	557,382
333	Conference Chair	24-Jun-25	210	10,176	2,136,960	-	2,136,960		2,136,960	10%	-	3,513	3,513	2,133,447
334	Waiting Chair	24-Jun-25	10	15,080	150,800	-	150,800		150,800	10%	-	248	248	150,552
335	Visitor Chair D.G	24-Jun-25	20	8,177	163,540	-	163,540		163,540	10%	-	269	269	163,271
336	Visitor Chair	24-Jun-25	100	3,752	375,200	-	375,200		375,200	10%	-	617	617	374,583
337	Side Rack with Sliding Door	24-Jun-25	30	4,642	139,260	-	139,260		139,260	10%	-	229	229	139,031
338	Coat Hanger	24-Jun-25	50	3,878	193,900	-	193,900		193,900	10%	-	319	319	193,581
339	Podium	24-Jun-25	3	13,687	41,061	-	41,061		41,061	10%	-	67	67	40,994
340	Reception Table	24-Jun-25	1	54,005	54,005	-	54,005		54,005	10%	-	89	89	53,916
341	Executive Table with side Rack for D.D	29-Jun-25	12	21,745	260,940	-	260,940		260,940	10%	-	71	71	260,869
342	Conference Table	29-Jun-25	2	132,030	264,060	-	264,060		264,060	10%	-	72	72	263,988
343	Executive Chair for D.D	29-Jun-25	12	10,220	122,640	-	122,640		122,640	10%	-	34	34	122,606
344	Executive Chair Officer	29-Jun-25	40	11,166	446,640	-	446,640		446,640	10%	-	122	122	446,518
345	Caino Armless Chair	4-Mar-25	45	925	41,625	-	41,625		41,625	10%	-	1,346	1,346	40,279
346	Podium-SPL	1-Dec-24	1	12,000	12,000	-	12,000		12,000	10%	-	694	694	11,306
347	Podium Size:580.662*1070mm	3-Oct-24	1	17,000	17,000	-	17,000		17,000	10%	-	1,258	1,258	15,742
Sub-Total (Furniture & Fixture)					37,837,613	27,100,467	10,782,079	-	37,882,545		18,558,479	1,263,901	19,822,381	18,060,164
C	Office Equipment													
1	Colour TV (21")		1	28,400	28,400	28,400			28,400	20%	28,400	-	28,400	-
2	VCD Player		1	11,300	11,300	11,300			11,300	20%	11,300	-	11,300	-
3	TV Trolley		1	3,900	3,900	3,900			3,900	20%	3,900	-	3,900	-
4	Telephone Set (Steno)		3	9,298	27,894	27,894			27,894	20%	27,894	-	27,894	-
5	PABX Machine with 56 sets			-	565,531	565,531			565,531	20%	565,531	-	565,531	-
6	Photocopier		1	90,000	90,000	90,000			90,000	20%	90,000	-	90,000	-
7	Room Heater		2	4,000	8,000	8,000			8,000	20%	8,000	-	8,000	-
8	Air Conditioner (Split type)		3	95,000	285,000	285,000			285,000	20%	285,000	-	285,000	-
9	IPS(2.00 KVA 1600 watt)		1	49,995	49,995	49,995			49,995	20%	49,995	-	49,995	-
10	Photocopier		1	485,000	485,000	485,000			485,000	20%	485,000	-	485,000	-
11	Projector		1	133,000	133,000	133,000			133,000	20%	133,000	-	133,000	-
12	PA System		1	44,404	44,404	44,404			44,404	20%	44,404	-	44,404	-
13	Photocopy Machine		1	260,000	260,000	260,000			260,000	20%	260,000	-	260,000	-
14	Refrigerator		1	31,650	31,650	31,650			31,650	20%	31,650	-	31,650	-
15	Fridge	28.09.2023	8	18,275	146,200	146,200			146,200	20%	21,870	29,240	51,110	95,090
16	Micro Wave Oven (30 Liter)	28.09.2023	1	21,447	21,447	21,447			21,447	20%	3,208	4,289	7,498	13,949
17	Micro Wave Oven (20 Liter)	28.09.2023	10	11,492	114,920	114,920			114,920	20%	17,191	22,984	40,175	74,745
18	Electric Kettle	28.09.2023	10	1,017	10,170	10,170			10,170	20%	1,521	2,034	3,555	6,615
19	Photocopy Machine	17.10.2023	1	2,100,560	2,100,560	2,100,560			2,100,560	20%	292,352	420,112	712,464	1,388,096



Sl. No.	Description	Date of Purchase	Qty.	Unit Price	Total Price	Cost			Depreciation				Net Book Value as on 30/06/2025	
				Taka	Taka	Balance as at	Addition during the year	Disposal	Balance as at	Dep.	Balance as	Charged during the year		Balance as at
						01-Jul-24			45,838	Rate	01-Jul-24	45,838		
20	Monitor (24 Inch)	01.04.2024	1	59,578	59,578	59,578			59,578	20%	2,979	11,916	14,895	44,684
21	Photocopy Machine	21.05.2024	1	614,525	614,525	614,525			614,525	20%	13,469	122,905	136,374	478,151
22	Fridge	24.06.2024	2	17,296	34,592	34,592			34,592	20%	133	6,918	7,051	27,541
23	Micro Wave Oven (30 Liter)	24.06.2024	2	23,582	47,164	47,164			47,164	20%	181	9,433	9,614	37,550
24	Micro Wave Oven (20 Liter)	24.06.2024	1	10,150	10,150	10,150			10,150	20%	39	2,030	2,069	8,081
25	Electric Kettle	24.06.2024	2	1,038	2,076	2,076			2,076	20%	8	415	423	1,653
26	Laminating Machine		1	26,200	26,200	26,200			26,200	20%	26,200		26,200	-
27	Multimedia Projector		1	73,000	73,000	73,000			73,000	20%	73,000		73,000	-
28	Photocopy Machine		1	125,000	125,000	125,000			125,000	20%	125,000		125,000	-
29	Spiral Binding Machine		1	19,000	19,000	19,000			19,000	20%	19,000		19,000	-
30	Canon-Fax machine		1	14,000	14,000	14,000			14,000	20%	14,000		14,000	-
31	480 RT Capacity Air Condition		1	10,684,350	10,684,350	10,684,350			10,684,350	20%	10,684,350		10,684,350	-
32	Digital Voice Recorder		4	3,800	15,200	15,200			15,200	20%	15,200		15,200	-
33	Projector (CP x 253)		1	62,700	62,700	62,700			62,700	20%	62,700		62,700	-
34	Deligate Unit		8	19,500	156,000	156,000			156,000	20%	156,000		156,000	-
35	Wireless & Microphone		1	18,000	18,000	18,000			18,000	20%	18,000		18,000	-
36	Deligate Unit		8	19,500	156,000	156,000			156,000	20%	156,000		156,000	-
37	Air Conditioner				8,868,914	8,868,914			8,868,914	20%	8,868,914		8,868,914	-
38	Fire alarm & detection system				1,000,000	1,000,000			1,000,000	20%	1,000,000		1,000,000	-
39	Air condition				7,024,295	7,024,295			7,024,295	20%	7,024,295		7,024,295	-
40	Digital Camera (Handy)		3	51,728	155,184	155,184			155,184	20%	155,184		155,184	-
41	Digital Camera (Canon)		3	18,800	56,400	56,400			56,400	20%	56,400		56,400	-
42	Digital Recorder		10	6,700	67,000	67,000			67,000	20%	67,000		67,000	-
43	Digital Copier		2	369,997	739,994	739,994			739,994	20%	739,994		739,994	-
44	Fire Extinguisher & PA dyditem				2,466,675	2,466,675			2,466,675	20%	2,466,675		2,466,675	-
45	Newmedia projector		3	159,500	478,500	478,500			478,500	20%	478,500		478,500	-
46	Projector screen		3	34,000	102,000	102,000			102,000	20%	102,000		102,000	-
47	Electrical Equipment				427,500	427,500			427,500	20%	427,500		427,500	-
48	Shreder Machine		2	17,900	35,800	35,800			35,800	20%	35,800		35,800	-
49	Fax-2820 14.4 KBPS		3	22,396	67,188	67,188			67,188	20%	67,188		67,188	-
50	Online Ups ST3100L 3KVA		2	98,000	196,000	196,000			196,000	20%	196,000		196,000	-
51	Type Writer		1	22,000	22,000	22,000			22,000	20%	22,000		22,000	-
52	Gestetner Plain Copier		1	85,000	85,000	85,000			85,000	20%	85,000		85,000	-
53	Gestetner Plain Copier		1	143,000	143,000	143,000			143,000	20%	143,000		143,000	-
54	Plain Paper Fax Machine		2	42,000	84,000	84,000			84,000	20%	84,000		84,000	-
55	Fax Controller		2	6,000	12,000	12,000			12,000	20%	12,000		12,000	-
56	Heavy Duty Spiral Binding Machine		1	35,000	35,000	35,000			35,000	20%	35,000		35,000	-
57	UPS		3	11,500	34,500	34,500			34,500	20%	34,500		34,500	-
58	Voltage Stabilizer		2	25,000	50,000	50,000			50,000	20%	50,000		50,000	-
59	Voltage Stabilizer		5	4,000	20,000	20,000			20,000	20%	20,000		20,000	-
60	Multimedia Projector		1	350,000	350,000	350,000			350,000	20%	350,000		350,000	-
61	Scanner		1	37,500	37,500	37,500			37,500	20%	37,500		37,500	-
62	LAN Installation		1	73,500	73,500	73,500			73,500	20%	73,500		73,500	-
63	Steno & Telephone Set		8	4,111	32,888	32,888			32,888	20%	32,888		32,888	-
64	Stapler Machine		1	1,400	1,400	1,400			1,400	20%	1,400		1,400	-
65	Auto Switch		3	2,000	6,000	6,000			6,000	20%	6,000		6,000	-
66	Removable Disk Drive		2	32,000	64,000	64,000			64,000	20%	64,000		64,000	-
67	Photocopier Machine		1	122,400	122,400	122,400			122,400	20%	122,400		122,400	-



Sl. No.	Description	Date of Purchase	Qty.	Unit Price	Total Price	Cost			Depreciation				Net Book Value as on 30/06/2025	
				Taka	Taka	Balance as at	Addition during the year	Disposal	Balance as at	Dep.	Balance as	Charged during the year		Balance as at
						01-Jul-24			45,838	Rate	01-Jul-24	45,838		
68	Multimedia Projector		2	49,920	99,840	99,840			99,840	20%	99,840		99,840	-
69	UPS		6	5,800	34,800	34,800			34,800	20%	34,800		34,800	-
70	UPS		2	5,000	10,000	10,000			10,000	20%	10,000		10,000	-
71	Digital Camera cynics IVD67hv		26	12,750	331,500	331,500			331,500	20%	331,500		331,500	-
72	DVR cynics Hd3716		2	85,000	170,000	170,000			170,000	20%	170,000		170,000	-
73	Installation equipment		1	197,990	197,990	197,990			197,990	20%	197,990		197,990	-
74	License for G.729 CODEC		20	1,000	20,000	20,000			20,000	20%	20,000		20,000	-
75	IP PABX Server		1	179,000	179,000	179,000			179,000	20%	179,000	-	179,000	-
76	Digital E1 Telephony Card		1	94,000	94,000	94,000			94,000	20%	94,000	-	94,000	-
77	IP PABX Handset Category		11	17,200	189,200	189,200			189,200	20%	189,200	-	189,200	-
78	IP PABX Handset Category-2		70	7,100	497,000	497,000			497,000	20%	497,000	-	497,000	-
79	Analog Telephone adapter		2	4,000	8,000	8,000			8,000	20%	8,000	-	8,000	-
80	Analog Telephone Set		2	2,200	4,400	4,400			4,400	20%	4,400	-	4,400	-
81	Converter		1	3,500	3,500	3,500			3,500	20%	3,500	-	3,500	-
82	Telephone line cord cable		600	6	3,600	3,600			3,600	20%	3,600	-	3,600	-
83	RJ11 Modular Box		4	50	200	200			200	20%	200	-	200	-
84	Telephone line with RJ11 Connector		8	10	80	80			80	20%	80	-	80	-
85	EOS 70D w/18-135 Is STM wifi		1	111,000	111,000	111,000			111,000	20%	111,000	-	111,000	-
86	A/C Walton-W70GW 2 ton		2	46,500	93,000	93,000			93,000	20%	93,000	-	93,000	-
87	Insulation charge for 4 ton A/C		40	60	2,400	2,400			2,400	20%	2,400	-	2,400	-
88	Gas refill (R-22 Refrigerant)		2	500	1,000	1,000			1,000	20%	1,000	-	1,000	-
89	Copper pipe suply & fitting (3/4)		122	52	6,344	6,344			6,344	20%	6,344	-	6,344	-
90	Copper pipe suply & fitting (1/2)		122	85	10,370	10,370			10,370	20%	10,370	-	10,370	-
91	Rapin tape capillary stunner		8	100	800	800			800	20%	800	-	800	-
92	TV 40" Walton		1	25,612	25,612	25,612			25,612	20%	25,612	-	25,612	-
93	CC TV Camera-Hikvision		4	16,525	66,100	66,100			66,100	20%	66,100	-	66,100	-
94	IP Phone Grand Stream		23	7,000	161,000	161,000			161,000	20%	161,000	-	161,000	-
95	IP Phone Grand Stream (Executive)		2	16,700	33,400	33,400			33,400	20%	33,400	-	33,400	-
96	Mixer Power Amplifier		1	19,000	19,000	19,000			19,000	20%	19,000	-	19,000	-
97	UHF Wirless Handheld Microphone		2	28,000	56,000	56,000			56,000	20%	56,000	-	56,000	-
98	Sound Cable			3,500	3,500	3,500			3,500	20%	3,500	-	3,500	-
99	PBC Plastic Pipe			3,000	3,000	3,000			3,000	20%	3,000	-	3,000	-
100	Extraction Cable		1	11,000	11,000	11,000			11,000	20%	11,000	-	11,000	-
101	Sound Cable for Laptop to Mixer Power		1	2,000	2,000	2,000			2,000	20%	2,000	-	2,000	-
102	Still Floor			4,000	4,000	4,000			4,000	20%	4,000	-	4,000	-
103	Testing and Communication		1	10,000	10,000	10,000			10,000	20%	10,000	-	10,000	-
104	Refrigerator-Walton		2	36,960	73,920	73,920			73,920	20%	73,920	-	73,920	-
105	Air Condition		1	62,100	62,100	62,100			62,100	20%	62,100	-	62,100	-
106	Fax Machine Laser Unit		1	10,580	10,580	10,580			10,580	20%	10,580	-	10,580	-
107	IP Phone	23/8/17	28	6,800	190,400	190,400			190,400	20%	190,400	-	190,400	-
108	Walton 2 tonne AC	25/9/17	1	61,452	61,452	61,452			61,452	20%	61,452	-	61,452	-
109	Installation fee	25/9/17	1	3,240	3,240	3,240			3,240	20%	3,240	-	3,240	-
110	Cable Switch etc.	25/9/17	1	9,180	9,180	9,180			9,180	20%	9,180	-	9,180	-
111	Walton AC	10/12/17	1	62,234	333,314	333,314			333,314	20%	333,314	-	333,314	-
	Sony LED TV		1	271,080										



Sl. No.	Description	Date of Purchase	Qty.	Unit Price	Total Price	Cost			Depreciation				Net Book Value as on 30/06/2025		
				Taka	Taka	Balance as at	Addition during the year	Disposal	Balance as at	Dep.	Balance as	Charged during the year		Balance as at	
						01-Jul-24			45,838		Rate			01-Jul-24	45,838
112	Fridge	03/01/18	1	620,000	1,418,000	1,418,000			1,418,000	20%	1,418,000	-	1,418,000	-	
	Ceilling Cassete Type Fan Coil Unit		2	153,000											
	Wall Type Fan Coil Unit		2	92,000											
	Ducted Type Fan Coil Unit		4	240,100											
	Accessories		163	111,000											
	Suply of Grille and Diffuser		6	21,000											
	Ducting & Fabrication		150	27,000											
	Installation of Imported Part		8	36,000											
	VRF Refrigerant Pipe & Accessories		1	150,000											
	Refrigerant		12	16,800											
	Condensate Drain Pipe		1	10,000											
	Testing and Commission and Balancing		1	5,000											
113	IP Camera	07/03/18	14	147,000	267,300	267,299			267,300	20%	267,299	-	267,300	-	
	Channel 5MP NVR		1	28,000											
	Toshiba Desktop		2	30,000											
	Electrical Cable		400	8,000											
	UTP Cable		2	25,200											
	Adapter		28	4,200											
	Dsektop Switch		2	2,400											
	Camera Cable Design, Installation Testing and Tagging Charge		1	17,000											
	Line UPS		1	5,500											
	Conference System Chairman Unit		1	29,000											
114	Conference System Delegate Unit	11/04/18	4	108,000	170,600	170,599			170,599	20%	170,599	-	170,599	-	
	Hand Microphone		1	4,000											
	Wireless Pocket Type of Microphone		1	8,200											
	Central Unit Service Charge		1	4,000											
	Delegate Unit Service Charge		15	8,250											
	Camera Cable Design, Installation Testing and Tagging Charge		30	3,000											
	Camera Ac Adapter		15	3,450											
	BNC Connector		60	2,700											
	Monitor		2	52,080											
115	Sony LED Tv	28/6/18		227,430	317,210	317,209			317,209	20%	317,209	-	317,209	-	
	Camera Cable Design, Installation Testing and Tagging Charge														
	Dsektop Switch														
	Connector														
	Socket														
	Core Electrical Cable														
	IP Camera														
	Adapter														
116	Walton Air Condition	30.06.19	2	56,900	113,800	113,800			113,800	20%	113,800	-	113,800	-	
117	Attendance Device	23.6.19	3	111,167	333,500	333,500			333,500	20%	333,500	-	333,500	-	
	Paper Sader Machine		3	12,900	38,700	38,700			38,700	20%	38,700	-	38,700	-	



Sl. No.	Description	Date of Purchase	Qty.	Unit Price	Total Price	Cost				Depreciation				Net Book Value as on 30/06/2025		
				Taka	Taka	Balance as at	Addition during the year	Disposal	Balance as at	Dep.	Balance as	Charged during the year	Balance as at			
						01-Jul-24			45,838	Rate	01-Jul-24	45,838				
118	Canon IR-2525W	14.05.19	1	185,000	185,000	185,000			185,000	20%	185,000	-	185,000	-		
	Canon DADF		1	53,000	53,000	53,000			53,000	20%	53,000	-	53,000	-		
	Canon Metal Pedestal		1	10,000	10,000	10,000			10,000	20%	10,000	-	10,000	-		
119	Hikvision Camera	18.03.19	10	6,900	69,000	69,000			69,000	20%	69,000	-	69,000	-		
	WD Purple HDD		1	17,800	17,800	17,800			17,800	20%	17,800	-	17,800	-		
	Dlink UTP Cable		500 Mtr	36	18,000	18,000			18,000	20%	18,000	-	18,000	-		
	BRB Power Cable		180 Mtr	20	3,600	3,600			3,600	20%	3,600	-	3,600	-		
	Connector		24	20	480	480			480	20%	480	-	480	-		
	Port Switch		2	6,150	12,300	12,300			12,300	20%	12,300	-	12,300	-		
	Port Switch		1	3,850	3,850	3,850			3,850	20%	3,850	-	3,850	-		
	Camera Installation		10	1,500	15,000	15,000			15,000	20%	15,000	-	15,000	-		
	120		UPS(Offline)	26.12.18	5	10,690	53,450	53,450			53,450	20%	53,450	-	53,450	-
			UPS(Online)		8	4,550	36,400	36,400			36,400	20%	36,400	-	36,400	-
Service Charge		2	1,500		3,000	3,000			3,000	20%	3,000	-	3,000	-		
Multimedia Projector		2	58,800		117,600	117,600			117,600	20%	117,600	-	117,600	-		
Multimedia Projector		2	37,300		74,600	74,600			74,600	20%	74,600	-	74,600	-		
HDMI Cable For Multimedia Projector		3	3,200		9,600	9,600			9,600	20%	9,600	-	9,600	-		
Wireless Dongle For Multimedia Projector		2	3,600		7,200	7,200			7,200	20%	7,200	-	7,200	-		
Sharp MX-M315		1	226,400		226,400	226,400			226,400	20%	226,400	-	226,400	-		
122	Photo Copier Machine Stand	4.12.18	1	8,600	8,600	8,600			8,600	20%	8,600	-	8,600	-		
	Walton LED TV		2	39,542	79,084	79,084			79,084	20%	79,084	-	79,084	-		
	Walton 40" LED TV		1	43,608	43,608	43,608			43,608	20%	43,608	-	43,608	-		
123	IP Phone	30.10.18	28	6,800	190,400	190,400			190,400	20%	190,400	-	190,400	-		
	Compressor		1	18,725	18,725	18,725			18,725	20%	18,725	-	18,725	-		
	Compressor		1	1,712	1,712	1,712			1,712	20%	1,712	-	1,712	-		
	Gas chage		1	2,675	2,675	2,675			2,675	20%	2,675	-	2,675	-		
	Service Charge		1	1,070	1,070	1,070			1,070	20%	1,070	-	1,070	-		
124	Walton A/C	18.10.18	1	62,595	62,595	62,595			62,595	20%	62,595	-	62,595	-		
	Installation TAX/VAT		1	8,025	8,025	8,025			8,025	20%	8,025	-	8,025	-		
	Brother Brank Fax-2R40	9.10.18	1	22,700	22,700	22,700			22,700	20%	22,700	-	22,700	-		
	Celling Wall Mount	26.07.18	6	5,833	35,000	35,000			35,000	20%	35,000	-	35,000	-		
125	Phone-GXP1625	3.09.19	20	6,500	130,000	130,000			130,000	20%	124,515	5,485	130,000	-		
126	Walton-Refezerator	31.07.19	1	18,576	18,576	18,576			18,576	20%	18,271	305	18,576	-		
127	Destop- Toshiba HDD 4TB	19.09.18	1	11,500	11,500	11,500			11,500	20%	10,996	504	11,500	-		
128	CC TV Camera-C32CD2121GOI	16.09.19	1	9,800	9,800	9,800			9,800	20%	9,367	413	9,800	-		
129	Walton A/C-WSN	30.10.19	2	69,403	138,805	138,805			138,805	20%	129,602	9,203	138,805	-		
130	Microphone	30.10.19	1	32,000	32,000	32,000			32,000	20%	29,878	2,122	32,000	-		
131	Microphone, Cable	30.10.19	1	3,000	3,000	3,000			3,000	20%	2,801	199	3,000	-		
132	Hand Microphone-Table Stand	30.10.19	2	4,000	8,000	8,000			8,000	20%	7,470	530	8,000	-		
133	Paper Sader Machine	05.10.19	1	11,250	11,250	11,250			11,250	20%	10,658	592	11,250	-		
134	Warless Mouse-M170	05.10.19	1	845	845	845			845	20%	801	44	845	-		
135	Value Top	05.10.19	2	850	1,700	1,700			1,700	20%	1,611	89	1,700	-		
136	Laser Printer	05.10.19	1	13,000	13,000	13,000			13,000	20%	12,316	684	13,000	-		
137	Warless Mouse-M171	17.12.19	1	900	900	900			900	20%	815	85	900	-		
138	Scanner	17.12.19	4	3,800	15,200	15,200			15,200	20%	13,792	1,408	15,200	-		
139	Laser Printer	17.12.19	1	13,100	13,100	13,100			13,100	20%	11,887	1,213	13,100	-		
140	Portable HD	18.12.19	1	7,435	7,435	7,435			7,435	20%	6,742	693	7,435	-		



Sl. No.	Description	Date of Purchase	Qty.	Unit Price	Total Price	Cost			Depreciation				Net Book Value as on 30/06/2025	
				Taka	Taka	Balance as at	Addition during the year	Disposal	Balance as at	Dep. Rate	Balance as at 01-Jul-24	Charged during the year		Balance as at 45,838
						01-Jul-24			45,838					
141	FHP Off Line UPS	18.12.19	1	3,050	3,050	3,050			3,050	20%	2,766	284	3,050	-
142	UTP Cable	18.12.19	1	11,300	11,300	11,300			11,300	20%	10,245	1,055	11,300	-
143	DS7608-ni	17.12.19	1	14,300	14,300	14,300			14,300	20%	12,968	1,332	14,300	-
144	Router-Duel Brand	25.11.19	1	11,060	11,060	11,060			11,060	20%	10,169	891	11,060	-
145	UPS Battery	25.11.19	10	1,390	13,900	13,900			13,900	20%	12,780	1,120	13,900	-
146	IPphone	15.12.19	35	6,500	227,500	227,500			227,500	20%	206,682	20,818	227,500	-
147	UPS Battery-12v	09.01.20	6	1,300	7,800	7,800			7,800	20%	7,014	786	7,800	-
148	External HDD	08.03.20	1	12,850	12,850	12,850			12,850	20%	11,294	1,556	12,850	-
149	Wirless Keyboard	08.03.20	2	1,275	2,550	2,550			2,550	20%	2,240	310	2,550	-
150	UPS Battery-12v	08.03.20	6	1,500	9,000	9,000			9,000	20%	7,910	1,090	9,000	-
151	IP Camera	23.02.20	14	6,400	89,600	89,600			89,600	20%	78,995	10,605	89,600	-
152	Network Cable-3	23.02.20	3	7,400	22,200	22,200			22,200	20%	19,572	2,628	22,200	-
153	Harddisk	23.02.20	2	8,700	17,400	17,400			17,400	20%	15,340	2,060	17,400	-
154	POE Switch	23.02.20	4	6,500	26,000	26,000			26,000	20%	22,923	3,077	26,000	-
155	Network Canner	23.02.20	50	20	1,000	1,000			1,000	20%	882	118	1,000	-
156	Accessories	23.02.20	1	19,300	19,300	19,300			19,300	20%	17,016	2,284	19,300	-
157	Walton Television	19.02.20	1	16,353	16,353	16,353			16,353	20%	14,264	2,089	16,353	-
158	Attendance Device	24.03.20	1	30,000	30,000	30,000			30,000	20%	25,610	4,390	30,000	-
159	Walton Deep Fridge	07.06.20	1	24,930	24,930	24,930			24,930	20%	20,245	4,685	24,930	-
160	Lock	22.06.20	2	4,500	9,000	9,000			9,000	20%	7,239	1,761	9,000	-
161	Push Butten	22.06.20	2	1,200	2,400	2,400			2,400	20%	1,930	470	2,400	-
162	Accessories Package	22.06.20	1	3,200	3,200	3,200			3,200	20%	2,574	626	3,200	-
163	CC Camera		1	11,000	11,000	11,000			11,000	20%	8,848	2,152	11,000	-
164	Walton AC-WSI-KRYESTA	29.06.20	1	74,697	74,697	74,697			74,697	20%	60,083	14,614	74,697	-
165	Fax Machine Laser Unit		1	23,500	23,500	23,500			23,500	20%	18,812	4,688	23,500	-
166	Audio Out	28.06.2021	1	39,500	39,500	39,500			39,500	20%	23,765	7,900	31,665	7,835
167	Sony Bravia	22.06.2021	1	25,000	25,000	25,000			25,000	20%	15,123	5,000	20,123	4,877
168	Smart Television	31.05.2021	1	24,843	24,843	24,843			24,843	20%	15,328	4,969	20,296	4,547
169	Polycom Studio	03.03.2021	1	132,597	132,597	132,597			132,597	20%	88,204	26,519	114,724	17,860
170	Ploycom Expension Microphone	03.03.2021	1	22,099	22,099	22,099			22,099	20%	14,699	4,420	19,119	2,980
171	Smart Television	09.02.2021	1	23,980	23,980	23,980			23,980	20%	16,254	4,796	21,050	2,930
172	Walton A/C	20.11.2020	1	76,092	76,092	76,092			76,092	20%	54,953	15,218	70,172	5,920
173	Walton A/C	08.10.2020	1	71,904	71,904	71,904			71,904	20%	56,064	14,381	70,445	1,459
174	Sharp Photocopier Machine Stand	29.09.2020	1	10,000	10,000	10,000			10,000	20%	7,584	2,800	9,584	416
175	Walton A/C	15.09.2020	1	67,089	67,089	35,505			35,505	20%	26,923	7,101	34,024	1,481
176	Mother Board	28.07.2020	1	9,870	9,870	17,310			17,310	20%	13,592	3,462	17,054	256
177	Repairs Maintenance of others	28.07.2020			-	67,089			67,089	20%	52,677	13,418	66,095	994
178	Others Office Equipment and Machinery	28.07.2020			-	9,870			9,870	20%	7,750	1,974	9,724	146
179	High Definition PTZ IP Camera	26.09.2021	1	325,000	325,000	325,000			325,000	20%	179,329	65,000	244,329	80,671
180	Microphone	26.09.2021	1	28,600	28,600	28,600			28,600	20%	15,781	5,720	21,501	7,099
181	Delegate Unit with Microphone	26.09.2021	12	27,600	331,200	331,200			331,200	20%	182,750	66,240	248,990	82,210
182	Control Unit with Recorder	26.09.2021	1	128,000	128,000	128,000			128,000	20%	70,628	25,600	96,228	31,772
183	Network Cable	26.09.2021	2	9,000	18,000	18,000			18,000	20%	9,932	3,600	13,532	4,468
184	HDMI Capture	26.09.2021	1	50,000	50,000	50,000			50,000	20%	27,589	10,000	37,589	12,411
185	Audio ,HDMI,Sound, Cable	26.09.2021	1	30,000	30,000	30,000			30,000	20%	16,553	6,000	22,553	7,447
186	Lan-Switch	26.09.2021	1	5,000	5,000	5,000			5,000	20%	2,759	1,000	3,759	1,241
187	Camera Stand	26.09.2021	1	6,000	6,000	6,000			6,000	20%	3,311	1,200	4,511	1,489



Sl. No.	Description	Date of Purchase	Qty.	Unit Price	Total Price	Cost				Depreciation				Net Book Value as on 30/06/2025
				Taka	Taka	Balance as at	Addition during the year	Disposal	Balance as at	Dep.	Balance as	Charged during the year	Balance as at	
						01-Jul-24			45,838		Rate		01-Jul-24	
188	Installation & others	26.09.2021	1	20,000	20,000	20,000			20,000	20%	11,036	4,000	15,036	4,964
189	Repairs Maintenance office Equipment	12.10.2021		9,670	9,670	9,670			9,670	20%	5,251	1,934	7,185	2,485
190	Repairs Maintenance office Equipment	26.10.2021		7,370	7,370	7,370			7,370	20%	3,945	1,474	5,419	1,951
191	Repairs Maintenance office Equipment	18.11.2021		9,660	9,660	9,660			9,660	20%	5,050	1,932	6,982	2,678
192	Waltan Fan	08.12.2021	7	3,335	23,345	23,345			23,345	20%	11,948	4,669	16,617	6,728
193	Waltan Air Conditioner	21.12.2021	1	71,830	71,830	71,830			71,830	20%	36,250	14,366	50,616	21,214
194	Waltan Air Conditioner WSI Rivarine 24C	27.12.2021	1	82,830	82,830	82,830			82,830	20%	41,528	16,566	58,094	24,736
195	Rack	22.02.2022	1	24,500	24,500	24,500			24,500	20%	11,518	4,900	16,418	8,082
196	2 Option Machine	28.03.2022	1	23,000	23,000	23,000			23,000	20%	10,385	4,600	14,985	8,015
197	Android TV WE-MX 43UDG	31.05.2022	1	46,710	46,710	46,710			46,710	20%	19,452	9,342	28,794	17,916
198	Coffee Machine	12.06.2022	1	23,000	23,000	23,000			23,000	20%	9,427	4,600	14,027	8,973
199	Waltan Air Conditioner WSI Rivarine 24C	14.06.2022	1	80,410	80,410	80,410			80,410	20%	32,869	16,082	48,951	31,459
200	Online Ups HIP 33020S/H	30.06.2022	1	549,500	549,500	549,500			549,500	20%	219,800	109,900	329,700	219,800
201	AC Compressor & Access	15.09.2022	1	194,800	194,800	194,800			194,800	20%	69,701	38,960	108,661	86,139
202	AC Parts	16.10.2022	1	18,500	18,500	18,500			18,500	20%	6,305	3,700	10,005	8,495
203	Multimedia Projector	13.04.2023	1	935,678	935,678	935,678			935,678	20%	227,126	187,136	414,262	521,416
204	Treadmill	29-Jun-25	2	143,000	286,000	-	286,000		286,000	20%	-	157	157	285,843
205	Cycle (Spinning Bike)	29-Jun-25	3	27,000	81,000	-	81,000		81,000	20%	-	44	44	80,956
206	Table Tennis Board	29-Jun-25	2	58,000	116,000	-	116,000		116,000	20%	-	64	64	115,936
207	Carram Board	29-Jun-25	3	10,600	31,800	-	31,800		31,800	20%	-	17	17	31,783
208	Hand Grip	29-Jun-25	4	300	1,200	-	1,200		1,200	20%	-	1	1	1,199
209	Gym Ball	29-Jun-25	2	1,200	2,400	-	2,400		2,400	20%	-	1	1	2,399
210	Exercise Mat	29-Jun-25	6	1,200	7,200	-	7,200		7,200	20%	-	4	4	7,196
211	Mirror	29-Jun-25	2	12,000	24,000	-	24,000		24,000	20%	-	13	13	23,987
212	Weight Mechine	29-Jun-25	2	2,000	4,000	-	4,000		4,000	20%	-	2	2	3,998
213	Dumbbell	29-Jun-25	1	19,000	19,000	-	19,000		19,000	20%	-	10	10	18,990
214	Multi Banch	29-Jun-25	1	39,000	39,000	-	39,000		39,000	20%	-	21	21	38,979
215	Cross trainer	29-Jun-25	1	115,000	115,000	-	115,000		115,000	20%	-	63	63	114,937
216	Water Filter	29-Jun-25	2	5,950	11,900	-	11,900		11,900	20%	-	7	7	11,893
217	Floor Matt	29-Jun-25	1,000	200	200,000	-	200,000		200,000	20%	-	110	110	199,890
218	WALKIE-TALKIE	06-May-25	10	11,000	110,000	-	110,000		110,000	20%	-	3,315	3,315	106,685
219	Wide Dispersion Box Speaker	29-Apr-25	2	18,975	37,950	-	37,950		37,950	20%	-	1,289	1,289	36,661
220	Mixing Amplifier	29-Apr-25	1	32,775	32,775	-	32,775		32,775	20%	-	1,113	1,113	31,662
221	Vocal Microphone	29-Apr-25	2	10,925	21,850	-	21,850		21,850	20%	-	742	742	21,108
222	Mixing Console	29-Apr-25	1	44,275	44,275	-	44,275		44,275	20%	-	1,504	1,504	42,771
223	Wireless Microphone Set	29-Apr-25	1	63,250	63,250	-	63,250		63,250	20%	-	2,149	2,149	61,101
224	Head Microphone	29-Apr-25	2	2,875	5,750	-	5,750		5,750	20%	-	195	195	5,555
225	Voice Recorder	29-Apr-25	2	9,000	18,000	-	18,000		18,000	20%	-	612	612	17,388
226	Table Stand	29-Apr-25	1	6,670	6,670	-	6,670		6,670	20%	-	227	227	6,443
227	Rack 9U, Toten with tray	29-Apr-25	1	23,950	23,950	-	23,950		23,950	20%	-	814	814	23,136
228	Interactive Flat Panel	30-Apr-25	1	1,050,000	1,050,000	-	1,050,000		1,050,000	20%	-	35,096	35,096	1,014,904
229	IFT Trolly Stand	30-Apr-25	1	49,000	49,000	-	49,000		49,000	20%	-	1,638	1,638	47,362
230	Hard Disk	06-May-25	2	68,500	137,000	-	137,000		137,000	20%	-	4,129	4,129	132,871
231	Upgradation	06-May-25	1	69,750	69,750	-	69,750		69,750	20%	-	2,102	2,102	67,648
232	Micro-oven	27-Apr-25	1	22,500	22,500	-	22,500		22,500	20%	-	789	789	21,711
233	Server Cable	19-Mar-25	75	550	41,250	-	41,250		41,250	20%	-	2,328	2,328	38,922
234	Server Rail Mount Kits	19-Mar-25	5	8,500	42,500	-	42,500		42,500	20%	-	2,399	2,399	40,101



Sl. No.	Description	Date of Purchase	Qty.	Unit Price	Total Price	Cost			Depreciation				Net Book Value as on 30/06/2025	
				Taka	Taka	Balance as at	Addition during the year	Disposal	Balance as at	Dep. Rate	Balance as at	Charged during the year		Balance as at
						01-Jul-24			45,838		01-Jul-24			45,838
235	Server Rack	19-Mar-25	1	8,000	8,000	-	8,000		8,000	20%	-	452	452	7,548
236	24 Port Modular Patch Panel	19-Mar-25	1	6,000	6,000	-	6,000		6,000	20%	-	339	339	5,661
237	Visitor Management System	10-Nov-24	1	200,000	200,000	-	200,000		200,000	20%	-	25,425	25,425	174,575
238	Acess Control Device	10-Nov-24	7	35,000	245,000	-	245,000		245,000	20%	-	31,145	31,145	213,855
239	Exit Control Push Button	10-Nov-24	9	1,500	13,500	-	13,500		13,500	20%	-	1,716	1,716	11,784
240	Door Lock Double	10-Nov-24	5	10,000	50,000	-	50,000		50,000	20%	-	6,356	6,356	43,644
241	Door Lock Single	10-Nov-24	3	6,000	18,000	-	18,000		18,000	20%	-	2,288	2,288	15,712
242	Interactive Touch KIOSK Device	10-Nov-24	1	80,000	80,000	-	80,000		80,000	20%	-	10,170	10,170	69,830
243	Proximity Card	10-Nov-24	50	600	30,000	-	30,000		30,000	20%	-	3,814	3,814	26,186
244	Toilet Commode	08-Oct-24	1	24,598	24,598	-	24,598		24,598	20%	-	3,572	3,572	21,026
Sub-Total (Office Equipments)					54,684,596	51,347,342	3,390,068	-	54,737,411		46,454,612	1,607,244	48,061,857	6,675,553
D	Computer and Printer													
1	Computer Monitor		2	6,000	12,000	12,000			12,000	20%	12,000		12,000	-
2	Computer Monitor		3	8,650	25,950	25,950			25,950	20%	25,950		25,950	-
3	Printer Hp Laser JetPro 401		1	41,000	41,000	41,000			41,000	20%	41,000		41,000	-
4	Printer Hp Laser JetPro2035		1	21,000	21,000	21,000			21,000	20%	21,000		21,000	-
5	Computer Dell 390MT Core i5		1	62,640	62,640	62,640			62,640	20%	62,640		62,640	-
6	Laser printer Jet Pro-2035		2	22,800	45,600	45,600			45,600	20%	45,600		45,600	-
7	Monitor 18.5"		1	9,196	9,196	9,196			9,196	20%	9,196		9,196	-
8	LCD Monitor 18.5"" Samsung		2	8,164	16,328	16,328			16,328	20%	16,328		16,328	-
9	HP Laser Printer P-2035		1	27,200	27,200	27,200			27,200	20%	27,200		27,200	-
10	Laptop		1	135,000	135,000	135,000			135,000	20%	135,000		135,000	-
11	Laptop (Dell) 14Z core i5		2	60,610	121,220	121,220			121,220	20%	121,220		121,220	-
12	Laptop (Dell) Ispiron 15R		1	77,330	77,330	77,330			77,330	20%	77,330		77,330	-
13	Pentium-iv PC		3	40,700	122,100	122,100			122,100	20%	122,100		122,100	-
14	Computer		1	47,500	47,500	47,500			47,500	20%	47,500		47,500	-
15	Printer HP Laser Jet 1200		1	26,600	26,600	26,600			26,600	20%	26,600		26,600	-
16	UPS		3	5,675	17,025	17,025			17,025	20%	17,025		17,025	-
17	Printer Canon BJC 2100sp		1	3,500	3,500	3,500			3,500	20%	3,500		3,500	-
18	Data Temination Unit (DTU)		1	85,000	85,000	85,000			85,000	20%	85,000		85,000	-
19	Printer HP Laser Jet 2300		1	59,305	59,305	59,305			59,305	20%	59,305		59,305	-
20	Pentium-iv PC		1	36,900	36,900	36,900			36,900	20%	36,900		36,900	-
21	Monitor 15"		2	5,050	10,100	10,100			10,100	20%	10,100		10,100	-
22	HP Compag PC		1	66,000	66,000	66,000			66,000	20%	66,000		66,000	-
23	Pentium-iv PC		2	36,300	72,600	72,600			72,600	20%	72,600		72,600	-
24	LEXMARK T632 Laser Printer with Toner		2	68,850	137,700	137,700			137,700	20%	137,700		137,700	-
25	HP LaserJet: L1320		1	28,500	28,500	28,500			28,500	20%	28,500		28,500	-
26	Printer		8		76,687	76,687			76,687	20%	76,687		76,687	-
27	Printer				72,000	72,000			72,000	20%	72,000		72,000	-
28	Laptop		1	150,000	150,000	150,000			150,000	20%	150,000		150,000	-
29	Computer, Printer, Laptop			160,300	160,300	160,300			160,300	20%	160,300		160,300	-
30	Computer with UPS		2	63,050	126,100	126,100			126,100	20%	126,100		126,100	-
31	HP Computer, UPS, Printer		1	86,300	86,300	86,300			86,300	20%	86,300		86,300	-
32	HP Computer-1, UPS-1, Laser Jet Printer-2			114,800	114,800	114,800			114,800	20%	114,800		114,800	-
33	Laser Jet Printer-2, Desk Jet-2			84,500	84,500	84,500			84,500	20%	84,500		84,500	-
34	Computer-2, UPS-2, Laser Jet Printer-2		2	115,700	231,400	231,400			231,400	20%	231,400		231,400	-
35	Laptop		2	130,700	261,400	261,400			261,400	20%	261,400		261,400	-



Sl. No.	Description	Date of Purchase	Qty.	Unit Price	Total Price	Cost			Depreciation				Net Book Value as on 30/06/2025	
				Taka	Taka	Balance as at	Addition during the year	Disposal	Balance as at	Dep.	Balance as	Charged during the year		Balance as at
						01-Jul-24			45,838	Rate	01-Jul-24			45,838
36	Laptop		1	130,700	130,700	130,700			130,700	20%	130,700		130,700	-
37	Laptop, Printer HP		1	166,155	166,155	166,155			166,155	20%	166,155		166,155	-
38	HP LaserJet: 2600		2	23,900	47,800	47,800			47,800	20%	47,800		47,800	-
39	Printer-laser Jet-3, Color Printer			136,500	136,500	136,500			136,500	20%	136,500		136,500	-
40	Laptop		5	97,905	489,525	489,525			489,525	20%	489,525		489,525	-
41	Laptop		1	130,700	130,700	130,700			130,700	20%	130,700		130,700	-
42	HP Laser Jet		1	38,000	38,000	38,000			38,000	20%	38,000		38,000	-
43	Laptop		2	74,000	148,000	148,000			148,000	20%	148,000		148,000	-
44	Server		1	1,246,550	1,246,550	1,246,550			1,246,550	20%	1,246,550		1,246,550	-
45	Laptop		4	82,500	330,000	330,000			330,000	20%	330,000		330,000	-
46	UPS		2	120,175	240,350	240,350			240,350	20%	240,350		240,350	-
47	Fujitsu Life book Laptop		19	101,775	1,933,725	1,933,725			1,933,725	20%	1,933,725		1,933,725	-
48	Desk Computer		11	47,200	519,200	519,200			519,200	20%	519,200		519,200	-
49	PC		1	31,698	31,698	31,698			31,698	20%	31,698		31,698	-
50	LCD Monitor		4	13,293	53,170	53,170			53,170	20%	53,170		53,170	-
51	Scanner		1	79,000	79,000	79,000			79,000	20%	79,000		79,000	-
52	Desk Computer		1	72,000	72,000	72,000			72,000	20%	72,000		72,000	-
53	Portable Hard Drive		1	10,200	10,200	10,200			10,200	20%	10,200		10,200	-
54	Laptop		5	67,016	335,080	335,080			335,080	20%	335,080		335,080	-
55	Laptop		19	101,775	1,933,725	1,933,725			1,933,725	20%	1,933,725		1,933,725	-
56	Mouse				350	350			350	20%	350		350	-
57	Computer Printer		1	103,000	103,000	103,000			103,000	20%	103,000		103,000	-
58	Computer		1	47,400	47,400	47,400			47,400	20%	47,400		47,400	-
59	22" LCD Monitor, Dell		2	40,000	80,000	80,000			80,000	20%	80,000		80,000	-
60	Printer		2	75,000	150,000	150,000			150,000	20%	150,000		150,000	-
61	Scanner Machine		1	8,360	8,360	8,360			8,360	20%	8,360		8,360	-
62	Desktop Computer		1	51,000	51,000	51,000			51,000	20%	51,000		51,000	-
63	Tally software		1	20,900	20,900	20,900			20,900	20%	20,900		20,900	-
64	Computer		1	50,500	50,500	50,500			50,500	20%	50,500		50,500	-
65	Hard Drive		1	24,590	24,590	24,590			24,590	20%	24,590		24,590	-
66	Desktop Computer HP Comopact		4	73,300	293,200	293,200			293,200	20%	293,200		293,200	-
67	Laptop Computer		2	88,500	177,000	177,000			177,000	20%	177,000		177,000	-
68	Table		2	59,000	118,000	118,000			118,000	20%	118,000		118,000	-
69	IBM ThinkCenter Brand PC with Tape Drive		1	129,800	129,800	129,800			129,800	20%	129,800		129,800	-
70	IBM ThinkCenter Brand PC without Tape Drive		7	99,000	693,000	693,000			693,000	20%	693,000		693,000	-
71	Laser Printer		1	35,000	35,000	35,000			35,000	20%	35,000		35,000	-
72	Daewoo Computer		3	90,000	270,000	270,000			270,000	20%	270,000		270,000	-
73	Lap Top Computer		1	185,000	185,000	185,000			185,000	20%	185,000		185,000	-
74	Laser Jet Printer		1	82,000	82,000	82,000			82,000	20%	82,000		82,000	-
75	Babble Jet Printer		1	18,000	18,000	18,000			18,000	20%	18,000		18,000	-
76	Fax Modem		3	9,000	27,000	27,000			27,000	20%	27,000		27,000	-
77	Computer		1	95,121	95,121	95,121			95,121	20%	95,121		95,121	-
78	Dell Vostro 1310 Laptop		2	73,500	44,100	44,100			44,100	20%	44,100		44,100	-
79	HIP Laser Printer		1	27,000	8,100	8,100			8,100	20%	8,100		8,100	-
80	HIP Colour Printer		1	60,000	18,000	18,000			18,000	20%	18,000		18,000	-
81	Computer		1	124,560	124,560	124,560			124,560	20%	124,560		124,560	-
82	Printer		1	70,200	70,200	70,200			70,200	20%	70,200		70,200	-



Sl. No.	Description	Date of Purchase	Qty.	Unit Price	Total Price	Cost			Depreciation				Net Book Value as on 30/06/2025	
				Taka	Taka	Balance as at	Addition during the year	Disposal	Balance as at	Dep.	Balance as	Charged during the year		Balance as at
						01-Jul-24			45,838	Rate	01-Jul-24	45,838		
83	Computer		1	384,000	384,000	384,000			384,000	20%	384,000		384,000	-
84	Printer Color Laser JetPro 451DN		1	72,000	72,000	72,000			72,000	20%	72,000		72,000	-
85	Desktop Computer Dell Optiplex 3010MT		23	53,200	1,223,600	1,223,600			1,223,600	20%	1,223,600		1,223,600	-
86	HP Laser JetPro 2035		1	22,000	22,000	22,000			22,000	20%	22,000		22,000	-
87	Canon Printer LBP 6750		2	55,000	110,000	110,000			110,000	20%	110,000		110,000	-
88	Desktop Computer Dell Optiplex 3020MT		25	51,850	1,296,250	1,296,250			1,296,250	20%	1,296,250		1,296,250	-
89	UPS		25	5,080	127,000	127,000			127,000	20%	127,000		127,000	-
90	Dell Latitude 3450, Core i3, Orgin win7		1	50,000	50,000	50,000			50,000	20%	50,000		50,000	-
91	Printer HP Laserjet P3015DN		2	69,500	139,000	139,000			139,000	20%	139,000		139,000	-
92	HP Probook 440 G3		20	74,500	1,490,000	1,490,000			1,490,000	20%	1,490,000		1,490,000	-
93	HP Pro Desk 400 G3 MT		25	54,300	1,357,500	1,357,500			1,357,500	20%	1,357,500		1,357,500	-
94	Power Pack 1200 VA off-line UPS		25	6,800	170,000	170,000			170,000	20%	170,000		170,000	-
95	LED Wide Monitor Samsung 19"		4	6,922	27,688	27,688			27,688	20%	27,688		27,688	-
96	LED Wide Monitor Samsung 22"		1	10,707	10,707	10,707			10,707	20%	10,707		10,707	-
97	USB A4tec Mouse		5	276	1,380	1,380			1,380	20%	1,380		1,380	-
98	USB A4tec Mouse Keyboard		3	535	1,605	1,605			1,605	20%	1,605		1,605	-
99	RAM DDR4 16GB for PC		1	9,076	9,076	9,076			9,076	20%	9,076		9,076	-
100	RAM DDR2 2GB for PC		3	1,190	3,570	3,570			3,570	20%	3,570		3,570	-
101	HDD 1TB for PC		1	4,162	4,162	4,162			4,162	20%	4,162		4,162	-
102	TB Link Network Swith		2	919	1,838	1,838			1,838	20%	1,838		1,838	-
103	RJ45 Micro net Connector		100	17	1,650	1,650			1,650	20%	1,650		1,650	-
104	AC Power Cable for PC		5	89	445	445			445	20%	445		445	-
105	Fujitsu Life S6420 Laptop Adapter		3	763	2,289	2,289			2,289	20%	2,289		2,289	-
106	Desktop Dell Power Supply		2	1,500	3,000	3,000			3,000	20%	3,000		3,000	-
107	Printer: HP Laser Jet Pro M706N		1	75,000	75,000	75,000			75,000	20%	75,000		75,000	-
108	Printer: HP Color LaserJet Pro M452NW		1	55,000	55,000	55,000			55,000	20%	55,000		55,000	-
109	Printer: HP Color Laser JetPro M177FW		1	29,000	29,000	29,000			29,000	20%	29,000		29,000	-
110	SCAN HP JETG3110		1	9,500	9,500	9,500			9,500	20%	9,500		9,500	-
111	UPS BATTERY		8	5,231	41,850	41,850			41,850	20%	41,850		41,850	-
112	Server Ram 1GB : Kingston		5	8,000	40,000	40,000			40,000	20%	40,000		40,000	-
113	Desktop PC : Flora PC		2	73,500	147,000	147,000			147,000	20%	147,000		147,000	-
114	Color Printer Epson		1	52,500	52,500	52,500			52,500	20%	52,500		52,500	-
115	USB HDD-1TB		1	5,800	5,800	5,800			5,800	20%	5,800		5,800	-
116	Laptp Bttery		4	1,300	5,200	5,200			5,200	20%	5,200		5,200	-
117	Laptop Adaptor		1	750	750	750			750	20%	750		750	-
118	CMOS Battery		10	100	1,000	1,000			1,000	20%	1,000		1,000	-
119	Head Phone		1	1,100	1,100	1,100			1,100	20%	1,100		1,100	-
120	Network Switch TP Link		2	880	1,760	1,760			1,760	20%	1,760		1,760	-
121	Router TP Link		2	1,890	3,780	3,780			3,780	20%	3,780		3,780	-
122	USB Mouse A4tec		5	300	1,500	1,500			1,500	20%	1,500		1,500	-
123	Wireless Mouse A4tec		1	980	980	980			980	20%	980		980	-
124	Desktop RAM DDR2		1	950	950	950			950	20%	950		950	-
125	Online UPS Battery		8	6,231	49,850	49,850			49,850	20%	49,850		49,850	-
126	UPS 12va		8	4,925	39,400	39,400			39,400	20%	39,400		39,400	-
127	LED Monitor		3	7,000	21,000	21,000			21,000	20%	21,000		21,000	-
128	USB HDD-2TB		1	8,600	8,600	8,600			8,600	20%	8,600		8,600	-
129	USB KEYBOARD A4tec		2	580	1,160	1,160			1,160	20%	1,160		1,160	-



Sl. No.	Description	Date of Purchase	Qty.	Unit Price	Total Price	Cost			Depreciation				Net Book Value as on 30/06/2025	
				Taka	Taka	Balance as at	Addition during the year	Disposal	Balance as at	Dep.	Balance as	Charged during the year		Balance as at
						01-Jul-24			45,838	Rate	01-Jul-24			45,838
130	USB Mouse A4tec		5	300	1,500	1,500			1,500	20%	1,500		1,500	-
131	Router TP Link		2	1,900	3,800	3,800			3,800	20%	3,800		3,800	-
132	USB Transcend HDD-2TB		1	8,800	8,800	8,800			8,800	20%	8,800		8,800	-
133	UPS-Power Guard		2	10,800	21,600	21,600			21,600	20%	21,600		21,600	-
134	UPS KSTAR 1200VA		5	5,000	25,000	25,000			25,000	20%	25,000		25,000	-
135	TP LINK 8 PORT SWITH		5	900	4,500	4,500			4,500	20%	4,500		4,500	-
136	TP LINK Router 300 Mbps		2	1,900	3,800	3,800			3,800	20%	3,800		3,800	-
137	A4Tec USB Mouse		5	300	1,500	1,500			1,500	20%	1,500		1,500	-
138	AC Power Cable		5	300	1,500	1,500			1,500	20%	1,500		1,500	-
139	A60 2:1 Speaker		1	1,700	1,700	1,700			1,700	20%	1,700		1,700	-
140	HDMI to VGA Conveerter		2	390	780	780			780	20%	780		780	-
141	Aver media tv card		2	1,850	3,700	3,700			3,700	20%	3,700		3,700	-
142	Network Patchcable 3M		68	118	8,024	8,024			8,024	20%	8,024		8,024	-
143	HP Notebook 348G4 NB		35	54,970	1,923,950	1,923,950			1,923,950	20%	1,923,950		1,923,950	-
144	Microsoft, Windows 10 (64)		35	11,798	412,930	412,930			412,930	20%	412,930		412,930	-
145	LBP 6780x NW & Duplex 40 ppm		3	52,500	157,500	157,500			157,500	20%	157,500		157,500	-
146	IBM ThinkCenter Brand PC with Tape Drive	23/8/17			110,000	110,000			110,000	20%	110,000		110,000	-
147	Desktop Computer HP Comopact	11/09/17			198,000	198,000			198,000	20%	198,000		198,000	-
148	UPS BATTERY	07/11/17			35,640	35,640			35,640	20%	35,640		35,640	(0)
149	HP Laser JetPro 2035	17/12/17			26,300	26,300			26,300	20%	26,300		26,300	-
150	Data Temination Unit (DTU)	20/2/18			70,890	70,890			70,890	20%	70,890		70,890	-
151	Printer HP Laserjet P3015DN	14/3/18			130,200	130,200			130,200	20%	130,200		130,200	-
152	Computer	04/04/18			95,100	95,100			95,100	20%	95,100		95,100	-
153	Desktop PC : Flora PC	07/05/18			225,400	225,400			225,400	20%	225,400		225,400	-
154	Printer: HP Laser Jet Pro M706N	21/5/18			75,718	75,718			75,718	20%	75,718		75,718	-
155	Desk Computer	27/6/18			1,922,160	1,922,160			1,922,160	20%	1,922,160		1,922,160	-
156	Desktop	26.6.19	20	47,724	954,482	954,482			954,482	20%	954,482	0	954,482	-
157	Laptop		25	72,849	1,821,228	1,821,228			1,821,228	20%	1,821,228	-	1,821,228	-
158	UPS		20	4,928	98,562	98,562			98,562	20%	98,562	-	98,562	-
159	Desktop		5	47,724	238,621	238,621			238,621	20%	238,621	-	238,621	-
160	UPS		5	4,928	24,641	24,641			24,641	20%	24,641	-	24,641	-
161	Operating System		5	10,549	52,746	52,746			52,746	20%	52,746	-	52,746	-
162	Canon LBP312X	6.03.19	3	53,000	159,000	159,000			159,000	20%	159,000	-	159,000	-
163	Canon LBP214DW		1	25,000	25,000	25,000			25,000	20%	25,000	-	25,000	-
164	UPS Battery PC Power 12V 7.5Ah		20	1,300	26,000	26,000			26,000	20%	26,000	-	26,000	-
165	TP-Link TL-WR841N 300Mbps Router		15	1,750	26,250	26,250			26,250	20%	26,250	-	26,250	-
166	14"LED Panel		1	4,200	4,200	4,200			4,200	20%	4,200	-	4,200	-
167	Logitech MK235 Wireless Keyboard-Mouse		1	2,050	2,050	2,050			2,050	20%	2,050	-	2,050	-
168	Media Converter Manager FH-C2U-14,Model:FH-NET		1	15,375	15,375	15,375			15,375	20%	15,375	-	15,375	-
169	UPS	1.10.18	2	5,050	10,100	10,100			10,100	20%	10,100	-	10,100	-
170	Net Patch		20	320	6,400	6,400			6,400	20%	6,400	-	6,400	-
171	Net Gear		2	1,190	2,380	2,380			2,380	20%	2,380	-	2,380	-
172	Router		2	1,800	3,600	3,600			3,600	20%	3,600	-	3,600	-
173	Laptop Locker		5	380	1,900	1,900			1,900	20%	1,900	-	1,900	-
174	Unifi		4	14,500	58,000	58,000			58,000	20%	58,000	-	58,000	-
175	Wireless Key		1	1,900	1,900	1,900			1,900	20%	1,900	-	1,900	-



Sl. No.	Description	Date of Purchase	Qty.	Unit Price	Total Price	Cost			Depreciation				Net Book Value as on 30/06/2025		
				Taka	Taka	Balance as at	Addition during the year	Disposal	Balance as at	Dep.	Balance as	Charged during the year		Balance as at	
						01-Jul-24			45,838	Rate	01-Jul-24	45,838			
176	Power Supply	9.9.18	2	900	1,800	1,800			1,800	20%	1,800	-	1,800	-	
177	Canon DR-C240 Scanner		1	42,000	42,000	42,000			42,000	20%	42,000	-	42,000	-	
178	Canon Pixma		1	12,000	12,000	12,000			12,000	20%	12,000	-	12,000	-	
179	Supply And Installation		1	72,011	72,011	72,011			72,011	20%	72,011	-	72,011	-	
180	Backup Server		1	21,400	21,400	21,400			21,400	20%	21,400	-	21,400	-	
181	Rent of Installation	8.8.18	7	16,050	112,350	112,350			112,350	20%	112,350	-	112,350	-	
182	Ethernet Switch		2	2,140	4,280	4,280			4,280	20%	4,280	-	4,280	-	
183	UTP(ULAN)		1,000	10	10,165	10,165			10,165	20%	10,165	-	10,165	-	
184	Network Setup		1 Room		16,050	16,050			16,050	20%	16,050	-	16,050	-	
185	Desktop-Del Vostro 3671 MT	09.06.20	32	53,946	1,726,272	1,726,272			1,726,272	20%	1,400,882	325,390	1,726,272	-	
186	UPS-Power Guard 1200	09.06.20	32	4,856	155,392	155,392			155,392	20%	126,102	29,290	155,392	-	
187	Laptop-Del Latitude3400	09.06.20	10	86,696	866,960	866,960			866,960	20%	703,544	163,416	866,960	-	
188	Canon Pixma G2010	01.10.19	1	13,140	13,140	13,140			13,140	20%	12,478	662	13,140	-	
189	Canon Image Plus LBP-6230	01.10.19	1	14,990	14,990	14,990			14,990	20%	14,234	756	14,990	-	
190	Western Digital 1TB	01.10.19	2	3,890	7,780	7,780			7,780	20%	7,388	392	7,780	-	
191	Western Digital 1TB	01.10.19	2	3,950	7,900	7,900			7,900	20%	6,320	1,580	7,900	-	
192	Transcend 4GB	01.10.19	2	2,050	4,100	4,100			4,100	20%	3,893	207	4,100	-	
193	ADADA 2GB	01.10.19	2	690	1,380	1,380			1,380	20%	1,310	70	1,380	-	
194	HP 400G3 Desktop	16.06.21	1	2,000	2,000	2,000			2,000	20%	1,215	400	1,615	385	
195	HP Laptop Battery	16.06.21	1	1,120	1,120	1,120			1,120	20%	681	224	905	215	
196	HP laptop Adapter	16.06.21	1	500	500	500			500	20%	304	100	404	96	
197	Dell Laptop Battery	16.06.21	1	1,320	1,320	1,320			1,320	20%	802	264	1,066	254	
198	HP Desktop	16.06.21	1	3,450	3,450	3,450			3,450	20%	2,096	690	2,786	664	
199	Desktop & Laptop Motherboard Parts	16.06.21		4,000	-	4,000			4,000	20%	2,431	800	3,231	769	
200	Element Cover Replacement	23.03.2021	1	1,500	1,500	1,500			1,500	20%	981	300	1,281	219	
201	Scanner Repair	23.03.2021	1	800	800	800			800	20%	523	160	683	117	
202	Printer Repair & Service Charge	23.03.2021	1	500	500	500			500	20%	327	100	427	73	
203	Mouse A4 G3	01.03.2021	5	550	2,750	2,750			2,750	20%	1,832	550	2,382	368	
204	Keyboard	01.03.2021	10	575	5,750	5,750			5,750	20%	3,831	1,150	4,981	769	
205	Pen Drive	01.03.2021	5	530	2,650	2,650			2,650	20%	1,766	530	2,296	354	
206	External Hard Drive	01.03.2021	2	5,200	10,400	10,400			10,400	20%	6,929	2,080	9,009	1,391	
207	Converter	01.03.2021	3	200	600	600			600	20%	399	120	519	81	
208	Micronet	01.03.2021	100	19	1,900	1,900			1,900	20%	1,265	380	1,645	255	
209	Mouse A4 OP	01.03.2021	10	275	2,750	2,750			2,750	20%	1,832	550	2,382	368	
210	Toshiba Laptop	23.01.2021	2	5,100	10,200	10,200			10,200	20%	7,003	2,040	9,043	1,157	
211	Laptop Motherboard Service	23.01.2021	1	3,500	3,500	3,500			3,500	20%	2,403	700	3,103	397	
212	Toshiba HDD 1TB	08.12.2020	1	3,880	3,880	3,880			3,880	20%	2,764	776	3,540	340	
213	HP Power Switch	08.12.2020	1	1,586	1,586	1,586			1,586	20%	1,130	317	1,447	139	
214	UPS Battery	23.11.2020	20	1,350	27,000	27,000			27,000	20%	19,440	5,400	24,840	2,160	
215	Others Computer and Printer Equipment	23.11.2020			-	14,320			14,320	20%	10,310	2,864	13,174	1,146	
216	Image CLASS LBP214dw	16.09.2021	2	25,000	50,000	50,000			50,000	20%	27,863	10,000	37,863	12,137	
217	LBP 6230dn	16.09.2021	1	15,000	15,000	15,000			15,000	20%	8,359	3,000	11,359	3,641	
218	LBP 623Cdw with Duplex Wi-Fi	16.09.2021	2	25,000	50,000	50,000			50,000	20%	27,863	10,000	37,863	12,137	
219	HP 24f Anti- glare IPS LED Monitor	22.09.2021	1	18,900	18,900	18,900			18,900	20%	10,470	3,780	14,250	4,650	
220	Canon image Formula DR-C240	31.01.2022	1	72,150	72,150	72,150			72,150	20%	34,790	14,430	49,220	22,930	
221	Canon LBP 325x	31.01.2022	1	67,000	67,000	67,000			67,000	20%	32,307	13,400	45,707	21,293	
222	HP Color Laser jet	31.01.2022	3	34,500	103,500	103,500			103,500	20%	49,907	20,700	70,607	32,893	



Sl. No.	Description	Date of Purchase	Qty.	Unit Price	Total Price	Cost			Depreciation				Net Book Value as on 30/06/2025	
				Taka	Taka	Balance as at	Addition during the year	Disposal	Balance as at	Dep.	Balance as	Charged during the year		Balance as at
						01-Jul-24			45,838	Rate	01-Jul-24	45,838		
223	Latitude 3420	28.06.2022	40	101,689	4,067,560	4,067,560			4,067,560	20%	1,631,482	813,512	2,444,994	1,622,566
224	Optiplex 5090	28.06.2022	10	100,548	1,005,480	1,005,480			1,005,480	20%	403,294	201,096	604,390	401,090
225	Printer Purchase	17.10.2022	1	35,449	35,449	35,449			35,449	20%	12,062	7,090	19,152	16,297
226	Laser Printer	23.11.2022	1	19,000	19,000	19,000			19,000	20%	6,080	3,800	9,880	9,120
227	Printer Toner	12.12.2022	1	406,960	406,960	406,960			406,960	20%	125,990	81,392	207,382	199,578
228	Laser Printer	20.12.2022	1	53,110	53,110	53,110			53,110	20%	16,209	10,622	26,831	26,279
229	Computer Printer	26.06.2023	1	1,430,199	1,430,199	1,430,199			1,430,199	20%	289,174	286,040	575,214	854,985
230	Colour Laser Printer	28.08.2023	1	52,010	52,010	52,010			52,010	20%	8,664	10,402	19,066	32,944
231	Printer & Scanner	18.10.2023	1	484,569	484,569	484,569			484,569	20%	67,176	96,914	164,090	320,479
232	Others Computer and Printer Equipment	25.01.2024	1	30,505	30,505	30,505			30,505	20%	2,624	6,101	8,725	21,780
233	Scanner Machine (Epson V39ii)	23.04.2024	1	9,945	9,945	9,932			9,932	20%	370	1,986	2,356	7,576
234	Printer	12.06.2024	9	43,948	395,535	395,535			395,535	20%	4,118	79,107	83,225	312,310
235	Laptop	09.06.2024	65	90,030	5,851,950	5,851,950			5,851,950	20%	70,544	1,170,390	1,240,934	4,611,016
236	All in All Computer	09.06.2024	10	92,568	925,680	925,680			925,680	20%	11,159	185,136	196,295	729,385
237	Dextop Computer	09.06.2024	20	82,508	1,650,160	1,650,160			1,650,160	20%	19,892	330,032	349,924	1,300,236
238	Offline UPS	09.06.2024	30	7,321	219,630	219,630			219,630	20%	2,648	43,926	46,574	173,056
239	Operting sistem	09.06.2024	95	21,607	2,052,665	2,052,665			2,052,665	20%	24,744	410,533	435,277	1,617,388
240	Micro Softo office	09.06.2024	145	7,579	1,098,955	1,098,955			1,098,955	20%	13,248	219,791	233,039	865,916
241	Printer & Scanner	26.06.2023	1	345,190	345,190	345,190			345,190	20%	69,795	69,038	138,833	206,357
Sub-Total (Computer & Printer)					76,805,194	53,474,439	-	-	53,474,439		35,380,210	4,644,477	40,024,687	13,449,754
E	Vehicles													
1	Car No.		5	1,074,000	5,370,000	5,370,000			5,370,000	13%	5,370,000	-	5,370,000	-
2	Jeep No.		1	2,957,000	2,957,000	2,957,000			2,957,000	13%	2,957,000	-	2,957,000	-
3	Sports QX Jeep No.	25.09.2023	2	14,584,500	29,169,000	29,169,000			29,169,000	13%	2,757,070	3,646,125	6,403,195	22,765,805
4	Kia LX Sedan Car	25.09.2024	3	4,500,000	13,500,000	13,500,000			13,500,000	13%	1,276,027	1,687,500	2,963,527	10,536,473
5	Toyata Hice Microw Bus	25.09.2025	1	5,200,000	5,200,000	5,200,000			5,200,000	13%	491,507	650,000	1,141,507	4,058,493
6	TVS Motor Cycle	07.05.2024	2	211,990	423,980	423,980			423,980	13%	7,841	52,998	60,838	363,142
7	Car Accessoris	16.05.2024	5	47,223	236,115	236,115			236,115	13%	3,639	29,514	33,153	202,962
8	Car Accessoris.	23.06.2024	3	20,900	62,700	62,700			62,700	13%	172	7,838	8,009	54,691
9	Micro Bus No.		2	1,198,000	2,396,000	2,396,000			2,396,000	13%	2,396,000	0	2,396,000	-
10	Motor Cycle (Honda) No.		1	101,500	101,500	101,500			101,500	13%	101,500	-	101,500	-
11	Micro Bus No.		1	1,788,000	1,788,000	1,788,000			1,788,000	13%	1,788,000	-	1,788,000	-
12	Mitsubishi Lancer GLX		2	1,750,000	3,500,000	3,500,000			3,500,000	13%	3,500,000	-	3,500,000	-
13	Salon Car-4, Micro Bus-1			8,563,000	8,563,000	8,563,000			8,563,000	13%	8,563,000	-	8,563,000	-
14	Toyota		4	2,245,000	8,980,000	8,980,000			8,980,000	13%	8,980,000	-	8,980,000	-
15	Car (Dhaka Metro-KA 9688)		1	865,000	865,000	865,000			865,000	13%	865,000	-	865,000	-
16	Micro Bus (Dhaka Metro-KA 03-8682) and KA 2-15989688)		2	1,065,000	2,130,000	2,130,000			2,130,000	13%	2,130,000	0	2,130,000	-
17	Pajero Jeep		1	3,203,000	3,203,000	3,203,000			3,203,000	13%	3,203,000	-	3,203,000	-
18	Lancer Car		2	2,100,000	4,200,000	4,200,000			4,200,000	13%	4,200,000	-	4,200,000	-
19	Mitsubishi Jip		4	3,318,000	13,272,000	12,390,400			12,390,400	13%	12,390,400	-	12,390,400	-
20	Motor Cycle		1	140,000	140,000	140,000			140,000	13%	140,000	-	140,000	-
21	lancer EX GLS 1500cc Car		1	2,331,790	2,331,790	2,331,790			2,331,790	13%	2,331,790	0	2,331,790	-
22	Micro Bus (Navana)		4	2,734,000	10,936,000	10,936,000			10,936,000	13%	10,936,000	0	10,936,000	-
23	Micro Bus (Navana)		4	2,734,000	10,936,000	10,936,000			10,936,000	13%	10,936,000	0	10,936,000	-
24	Jip (Navana)		1	24,013,580	24,013,580	24,013,580			24,013,580	13%	24,013,580	-	24,013,580	-
25	Mitsubitsi Lancer EX GLS 1500cc		1	2,698,000	2,698,000	2,698,000			2,698,000	13%	2,698,000	0	2,698,000	-



Sl. No.	Description	Date of Purchase	Qty.	Unit Price	Total Price	Cost			Depreciation				Net Book Value as on 30/06/2025	
				Taka	Taka	Balance as at	Addition during the year	Disposal	Balance as at	Dep.	Balance as	Charged during the year		Balance as at
						01-Jul-24			45,838		Rate	01-Jul-24		45,838
26	Motor cycle		2	129,000	258,000	258,000			258,000	13%	258,001	(1)	258,000	-
27	Mitsubishi Lancer EX GLX	25/6/18			12,320,000	12,320,000			12,320,000	13%	9,261,096	1,540,000	10,801,096	1,518,904
28	Mitsubishi Pazaro Sports QX Geep	16.06.20	1	9,479,600	9,479,600	9,479,600			9,479,600	13%	4,785,250	1,184,950	5,970,200	3,509,400
29	TVS Stryker 125cc	15.06.2022	2	129,900	259,800	259,800			259,800	13%	66,285	32,475	98,760	161,040
30	Halmat	15.06.2022	2	1,650	3,300	3,300			3,300	13%	842	413	1,255	2,045
31	Toyota Yaris Sedan Car	28.11.2021	2	3,423,000	6,846,000	6,846,000			6,846,000	13%	2,213,227	855,750	3,068,977	3,777,023
Sub-Total (Vehicles)					186,139,365	185,257,767	-	-	185,257,767		128,620,226	9,687,563	138,307,789	46,949,977
F	Office Decoration													
1	Door Closer				65,850	65,850			65,850	20%	65,850	(0)	65,850	-
2	Aluminum Enclosure				424,740	424,740			424,740	20%	424,740	-	424,740	-
3	Carpet				72,372	72,372			72,372	20%	72,372	-	72,372	-
4	Curtain				97,196	97,196			97,196	20%	97,196	-	97,196	-
5	Internal Partitions, Glass, Carpet, etc.				98,812	98,812			98,812	20%	98,812	-	98,812	-
6	Thai Aluminum				111,675	111,675			111,675	20%	111,675	-	111,675	-
7	Thai Aluminum Flat B-3 A-6				81,732	81,732			81,732	20%	81,732	-	81,732	-
8	Thai Aluminum				9,450	9,450			9,450	20%	9,450	-	9,450	-
9	Internal Partitions, Decoration etc.				12,096,180	12,096,180			12,096,180	20%	12,096,180	-	12,096,180	-
10	Basic finish, Internal partitions & Civil etc.				24,950,182	24,950,182			24,950,182	20%	24,950,182	(0)	24,950,182	-
11	Pot plants				8,100	8,100			8,100	20%	8,100	-	8,100	-
12	12mm Partex Board				27,645	27,645			27,645	20%	27,645	(0)	27,645	-
13	10ml Glass Partition				110,000	110,000			110,000	20%	110,000	(0)	110,000	-
14	10ml Temper Door				52,500	52,500			52,500	20%	52,500	0	52,500	-
15	Frosted paper				2,500	2,500			2,500	20%	2,500	(0)	2,500	-
16	New ceiling				27,000	27,000			27,000	20%	27,000	0	27,000	-
17	Fly wood and wall painting				6,000	6,000			6,000	20%	6,000	-	6,000	-
18	False ceiling repair				3,360	3,360			3,360	20%	3,360	0	3,360	-
19	P-type comode				13,500	13,500			13,500	20%	13,500	(0)	13,500	-
20	Basin set and water supply				8,100	8,100			8,100	20%	8,100	-	8,100	-
21	Thai aluminium glass partition				28,800	28,800			28,800	20%	28,800	0	28,800	-
22	Plumber works				4,500	4,500			4,500	20%	4,500	-	4,500	-
23	Civil works repair				2,000	2,000			2,000	20%	2,000	-	2,000	-
24	Glass Panel Workstation	21/3/18			564,880	564,880			564,880	20%	545,690	19,190	564,880	-
25	Digital Kiosk	26.06.2023	2	183,000	366,000	366,000			366,000	20%	74,002	73,200	147,202	218,798
26	Plastic Paposh	13.10.2022	5	3,300	16,500	16,500			16,500	20%	5,651	3,300	8,951	7,549
Sub-Total (Office Decoration)					39,249,574	39,249,574	-	-	39,249,574		38,927,537	95,690	39,023,227	226,347
G	Electrical Equipment													
1	Tube light		400	2,093	837,200	837,200			837,200	20%	837,200	-	837,200	-
2	False celing mounted down light		200	705	141,000	141,000			141,000	20%	141,000	-	141,000	-
3	False celing sport light		50	650	32,500	32,500			32,500	20%	32,500	-	32,500	-
4	Single tube light		52	573	29,796	29,796			29,796	20%	29,796	-	29,796	-
5	1 Gang 1 Way Switches		3	247	741	741			741	20%	741	-	741	-
6	4 Gang 1 Way Switches		32	611	19,552	19,552			19,552	20%	19,552	-	19,552	-
7	5 Gang 1 Way Switches		10	648	6,480	6,480			6,480	20%	6,480	-	6,480	-
8	2 Pin socket		231	600	138,600	138,600			138,600	20%	138,600	-	138,600	-
9	3 Pin socket		55	600	33,000	33,000			33,000	20%	33,000	-	33,000	-
10	1.5 RM BYA BRB Cable		120	2,417	289,997	289,997			289,997	20%	289,997	-	289,997	-
11	2.5 RM BYA BRB Cable		100	3,572	357,248	357,248			357,248	20%	357,248	-	357,248	-



Sl. No.	Description	Date of Purchase	Qty.	Unit Price	Total Price	Cost			Depreciation				Net Book Value as on 30/06/2025	
				Taka	Taka	Balance as at	Addition during the year	Disposal	Balance as at	Dep.	Balance as	Charged during the year		Balance as at
						01-Jul-24			45,838		Rate			01-Jul-24
12	1.5 RE BYA BRB Cable		25	2,417	60,416	60,416			60,416	20%	60,416	-	60,416	-
13	PVC Tap		50	230	11,520	11,520			11,520	20%	11,520	-	11,520	-
14	Internal wiring (Electrical,Telephone & Dish)				2,522,405	2,522,405			2,522,405	20%	2,522,405	-	2,522,405	-
15	Various type of electrical equipment				1,454,500	1,454,500			1,454,500	20%	1,454,500	-	1,454,500	-
16	PA Switch		35	300	10,500	10,500			10,500	20%	10,500	-	10,500	-
17	Door Contract		42	2,000	84,000	84,000			84,000	20%	84,000	-	84,000	-
18	Door Strike(with lock)		6	9,500	57,000	57,000			57,000	20%	57,000	-	57,000	-
19	LED Tube Light & Bulb	24.02.2022		42,600	42,600	42,600			42,600	20%	19,981	8,520	28,501	14,099
20	Stand Fan	29.06.2022		10,120	10,120	10,120			10,120	20%	4,054	2,024	6,078	4,042
21	LED Tube Light & Bulb	30.03.2022		15,500	15,500	15,500			15,500	20%	6,200	3,100	9,300	6,200
Sub-Total (Electrical Equipments)					6,086,456	6,154,676	-	-	6,154,676		6,116,691	13,644	6,130,335	24,341
H	Fire Extinguisher													
1	Fire Detection and Alarm System		1	500,000	500,000	500,000			500,000	20%	500,000	-	500,000	-
2	Photo electric smoke detector		165	5,000	825,000	825,000			825,000	20%	825,000	-	825,000	-
3	Strobe		43	4,200	180,600	180,600			180,600	20%	180,600	-	180,600	-
4	Addresable break glass switch		27	5,000	135,000	135,000			135,000	20%	135,000	-	135,000	-
5	Isolator Modules		10	4,500	45,000	45,000			45,000	20%	45,000	-	45,000	-
6	Control Modules		4	4,500	18,000	18,000			18,000	20%	18,000	-	18,000	-
7	Fire Extinguisher dry chemical type (3kg)		20	2,200	44,000	44,000			44,000	20%	44,000	-	44,000	-
8	Fire Extinguisher Co2 (3kg)		20	3,500	70,000	70,000			70,000	20%	70,000	-	70,000	-
9	Cable		9,500	70	665,000	665,000			665,000	20%	665,000	-	665,000	-
10	Testing commissioning & documentation charge		1	80,000	80,000	80,000			80,000	20%	80,000	-	80,000	-
11	Equipment				750,000	750,000			750,000	20%	750,000	-	750,000	-
12	Equipment				368,040	368,040			368,040	20%	368,040	-	368,040	-
13	Fire Extinguisher	21.6.19	10	1,450	14,500	14,500			14,500	20%	14,500	-	14,500	-
14	Fire Extinguisher		10	2,300	23,000	23,000			23,000	20%	23,000	-	23,000	-
15	Fire Extinguisher		22	360	7,920	7,920			7,920	20%	7,920	-	7,920	-
16	Fire Extinguisher		4	600	2,400	2,400			2,400	20%	2,400	-	2,400	-
17	Fire Extinguisher		2	720	1,440	1,440			1,440	20%	1,440	-	1,440	-
18	Fire Extinguisher		27	360	9,720	9,720			9,720	20%	9,720	-	9,720	-
Sub-Total (Fire Extinguisher)					3,739,620	3,739,620	-	-	3,739,620		3,739,620	-	3,739,620	-
I	Lan Network Equipment													
1	IP Net Work				5,323,506	5,323,506			5,323,506	20%	5,323,506	-	5,323,506	-
2	Broad Band Router		2	7,315	14,630	14,630			14,630	20%	14,630	-	14,630	-
3	Bandwidth Manager CCR1016-12G		1	60,000	60,000	60,000			60,000	20%	60,000	-	60,000	-
4	Firewall SRX240Hz, PAR-AR5-SRX240		1	210,000	210,000	210,000			210,000	20%	210,000	-	210,000	-
5	Server 6028R-T		1	507,345	507,345	507,345			507,345	20%	507,345	-	507,345	-
6	Online UPS Emerson Liebert GXT-MT		1	152,655	152,655	152,655			152,655	20%	152,655	-	152,655	-
7	Dell Power Edge R330		2	177,000	354,000	354,000			354,000	20%	354,000	-	354,000	-
8	Network cable tagging & marking		1	53,280	53,280	53,280			53,280	20%	53,280	-	53,280	-
9	CISCO Distribution Switch	04/11/17	1	82,000	82,000	114,000			114,000	20%	114,000	-	114,000	-
	Unfi WIFI AP Router		2	16,000	32,000							-		
10	Software Installation	25/6/18			262,000	262,000			262,000	20%	262,000	-	262,000	(0)
11	Network Monitor pc	23.09.18	1	94,610	94,610	94,610			94,610	20%	94,610	-	94,610	-
12	HDMI Extender With USB(120 Mitre)	14.02.19	3	10,584	31,752	31,752			31,752	20%	31,752	-	31,752	-
13	HDMI Cable 1.5 Mitre		3	324	972	972			972	20%	972	-	972	-
14	HDMI Cable 1.5 Mitre		1	486	486	486			486	20%	486	-	486	-
15	Zamp Power Supply		8	270	2,160	2,160			2,160	20%	2,160	-	2,160	-



Sl. No.	Description	Date of Purchase	Qty.	Unit Price	Total Price	Cost			Depreciation				Net Book Value as on 30/06/2025	
				Taka	Taka	Balance as at	Addition during the year	Disposal	Balance as at	Dep.	Balance as	Charged during the year		Balance as at
						01-Jul-24			45,838		Rate	01-Jul-24		45,838
16	BNC Jack	27.06.19	23	162	3,726	3,726			3,726	20%	3,726	-	3,726	-
17	Cat 6 Network Cable		180	39	6,998	6,998			6,998	20%	6,998	-	6,998	-
18	Installation Charge		Package		3,240	3,240			3,240	20%	3,240	-	3,240	-
19	Vivan Cat-64 Pain UTP Cable(Blue Colour)		1 coil		12,430	12,430			12,430	20%	12,430	-	12,430	-
20	BRB Power Cable(CCTV Purpose)		160 Mitre		3,520	3,520			3,520	20%	3,520	-	3,520	-
21	A4 Tech KB-8A,Black USB Smart Keyboard(With Bangla)		4	605	2,420	2,420			2,420	20%	2,420	-	2,420	-
22	Logitech B100 Optical USB Mouse		8	413	3,304	3,304			3,304	20%	3,304	-	3,304	-
23	TP Link SF100 5D Port Network Switch		2	715	1,430	1,430			1,430	20%	1,430	-	1,430	-
24	TP Link TL-SF 1008D 8-Port 10/100 Mbph Network Switch		4	924	3,696	3,696			3,696	20%	3,696	-	3,696	-
25	Micronet RJ45 Connector		80	22	1,760	1,760			1,760	20%	1,760	-	1,760	-
26	K2 VGA to HDML Cable		1	264	264	264			264	20%	264	-	264	-
27	Micronet SP1152A Cabling Test		1	4,125	4,125	4,125			4,125	20%	330,432	-	4,125	-
28	Manegable Network Switch		8	41,304	330,432	330,432			330,432	20%	330,432	-	330,432	-
29	3KVA Online UPS,Brand:KSTAR		2	80,000	160,000	160,000			160,000	20%	160,000	-	160,000	-
30	PDU(6U) Pack Mount		2	4,800	9,600	9,600			9,600	20%	9,600	-	9,600	-
31	Nuifi Security Gateway	27.02.20	1	35,000	35,000	35,000			35,000	20%	30,378	4,622	35,000	-
32	Nuifi AP Router	27.02.20	4	11,500	46,000	46,000			46,000	20%	39,925	6,075	46,000	-
33	Network Switch	27.02.20	1	29,000	29,000	29,000			29,000	20%	25,170	3,830	29,000	-
34	APNIC Annual Membership Fee(Sep,2019-August,2020)	25.07.2020	-	-	-	78,920			78,920	20%	62,098	15,784	77,882	1,038
35	Faceplate Single Port (Vivanco)	31.08.2020	5	131	655	655			655	20%	502	131	633	22
36	Faceplate Modular(Vivanco)	31.08.2020	5	354	1,770	1,770			1,770	20%	1,357	354	1,711	59
37	Faceplate Modular Puncher	31.08.2020	1	1,492	1,492	1,492			1,492	20%	1,144	298	1,443	49
38	8 Port Network Switch (TP-Link TLSF 1008D)	31.08.2020	3	829	2,487	2,487			2,487	20%	1,906	497	2,404	83
39	HP Probook 440G4 Laptop Battery	31.08.2020	1	2,763	2,763	2,763			2,763	20%	2,118	553	2,670	93
40	APNIC Annual Membership Fee(Sep,2020-August,2021)	05.10.2020	-	-	-	86,539			86,539	20%	64,631	17,308	81,939	4,600
41	Web Cam Logitec C 270 USB	30.11.2020	2	2,850	5,700	5,700			5,700	20%	4,085	1,140	5,225	475
42	Head Phone A4 Tech HS-30	30.11.2020	2	800	1,600	1,600			1,600	20%	1,147	320	1,467	133
43	Vivan CAT-6 UTP Cable (350 Meter) Grey	30.11.2020	1	11,400	11,400	11,400			11,400	20%	8,171	2,280	10,451	949
44	5V/0.6-1 Amp Power Adapter(Grandstrem 1625 IP Phone Adapter)	30.11.2020	10	250	2,500	2,500			2,500	20%	1,793	500	2,293	207
45	Router TP Link WR 841 N 300 Mbps	30.11.2020	2	1,660	3,320	3,320			3,320	20%	2,379	664	3,043	277
46	Switch TP-Link 5 Port LS1005	30.11.2020	5	570	2,850	2,850			2,850	20%	2,043	570	2,613	237
47	Real IP Block	23.09.2021	1	78,820	78,820	78,820			78,820	20%	43,621	15,764	59,385	19,435
48	Real IP Block	23.02.2022	1	1,719	1,719	1,719			1,719	20%	807	344	1,151	568
49	Firewall Device	28.06.2022	1	205,700	205,700	205,700			205,700	20%	82,505	41,140	123,645	82,055
50	FTTX Network Active Equipment	25.07.2023	1	302,520	302,520	302,520			302,520	20%	56,526	60,504	117,030	185,490
51	Online UPS	07.09.2023	3	99,905	299,715	299,715			299,715	20%	43,356	59,943	103,299	196,416
52	Rack Server	28.06.2022	1	450,500	450,500	450,500			450,500	20%	180,694	90,100	270,794	179,706
53	Real IP Block	30.08.2022	1	84,159	84,159	84,159			84,159	20%	30,850	16,832	47,682	36,476
Sub-Total (Lan Network Equipment)				2,827,163	9,298,011	9,463,469	-	-	9,463,469		8,415,548	339,552	8,755,100	708,369
J.	Garage Making (Civil)													
1	Garage Shelter				822,904	822,905			822,905	5%	576,556	41,145	617,701	205,204
2	Garage Shelter repairs				69,090	69,090			69,090	5%	38,000	3,455	41,454	27,636
Sub-Total (Civil)					891,994	891,995	-	-	891,995		614,556	44,600	659,155	232,840



Sl. No.	Description	Date of Purchase	Qty.	Unit Price	Total Price	Cost			Depreciation					Net Book Value as on 30/06/2025
				Taka	Taka	Balance as at	Addition during the year	Disposal	Balance as at	Dep.	Balance as	Charged during the year	Balance as at	
						01-Jul-24			45,838		Rate		01-Jul-24	
K	Land Development (Civil Construction)													
1	Boundary Wall		1		2,181,779	2,181,779			2,181,779	5%	1,707,760	109,089	1,816,849	364,930
2	Development				3,364,588	3,364,588			3,364,588	5%	1,885,783	168,229	2,054,013	1,310,575
3	Land Development				894,440	894,440			894,440	5%	447,220	44,722	491,942	402,498
4	Land Development Tax				723,400	723,400			723,400	5%	361,700	36,170	397,870	325,530
5	Land Development		1		218,954	218,954			218,954	5%	98,529	10,948	109,477	109,477
6	Land Development Tax				61,875	61,875			61,875	5%	6,188	6,188	12,375	49,500
Sub-Total Land Development (Civil Construction)				-	7,445,036	7,445,036	-	-	7,445,036		4,507,180	375,346	4,882,525	2,562,510
L	Telecom Equipment													
1	Radiation Measurement Equipment	28.06.18	2	3,041,680	6,083,360	14,564,825			14,564,825	20%	14,564,825	-	14,564,825	-
2	Radiation Measurement Equipment: Factory Visit	28.06.18	1	454,905	454,905	454,905			454,905	20%	454,905	-	454,905	-
3	Radiation Measurement Equipment: CD/VAT	19.9.18	1	3,956,557	3,956,557	3,956,557			3,956,557	20%	3,956,557	-	3,956,557	-
4	Integrated Database Management Tools	19.11.18	1	2,090,305	2,090,305	2,090,305			2,090,305	20%	2,090,305	-	2,090,305	-
5	Hardware for predictive simulation software	19.11.18	1	195,580	195,580	195,580			195,580	20%	195,580	-	195,580	-
6	Toyota Hi Ace	19.11.18	2	5,880,000	11,760,000	11,760,000			11,760,000	20%	11,760,000	-	11,760,000	-
7	Portable Monitoring System Equipment	29.09.19	2	3,552,946	7,105,892	7,105,892			7,105,892	20%	7,105,892	-	7,105,892	-
8	Other Equipment	20.10.19	1	16,594,849	16,594,849	16,594,849			16,594,849	20%	15,585,519	1,009,330	16,594,849	-
9	Automatic Data Processing Machine	17.03.2021	1	78,475,769	78,475,769	78,475,769	-		78,475,769	20%	47,128,461	15,695,154	62,823,615	15,652,154
10	Installation and Operation of NEIR	05.01.2021	1	25,769,434	25,769,434	25,769,434	-		25,769,434	20%	15,475,780	5,153,887	20,629,667	5,139,767
11	Capital Equipment and Others	30.06.2021	1	44,268,546	44,268,546	44,268,546	-		44,268,546	20%	26,585,385	8,853,709	35,439,094	8,829,452
12	Natioal Equepment Idntity Register system	30.06.2022	1	516,612,600	516,612,600	516,612,600	-		516,612,600	20%	206,645,040	103,322,520	309,967,560	206,645,040
13	Telecom equipment to TKC	27.04.2022	1	12,860,215	12,860,215	12,860,215			12,860,215	20%	5,595,074	2,572,043	8,167,117	4,693,098
14	System maintenance for NEIR	20.04.2022	1	3,568,950	3,568,950	3,568,950			3,568,950	20%	1,566,427	713,790	2,280,217	1,288,733
15	TMS System Supplies	27.02.2022	1	51,777,794	51,777,794	51,777,794			51,777,794	20%	24,200,799	10,355,559	34,556,358	17,221,436
16	System maintenance for NEIR	21.11.2021	1	3,568,950	3,568,950	3,568,950			3,568,950	20%	1,859,765	713,790	2,573,555	995,395
17	NEIR System	13.10.2021	1	89,876,769	89,876,769	89,876,769			89,876,769	20%	48,755,069	17,975,354	66,730,423	23,146,346
18	Equipment purchases for NEIR	23.02.2022	1	46,254,062	46,254,062	46,254,062			46,254,062	20%	21,720,401	9,250,812	30,971,213	15,282,849
19	CDVAT	30.06.22	1	26,742,816	26,742,816	26,742,816			26,742,816	20%	10,697,126	5,348,563	16,045,689	10,697,126
20	TMS	20.03.22	1	3,261,639	3,261,639	3,261,639			3,261,639	20%	1,486,950	652,328	2,139,278	1,122,361
21	QOS	24.03.22	1	1,290,381	1,290,381	1,290,381			1,290,381	20%	585,444	258,076	843,520	446,861
22	NEIR System (2nd Quarter)	04.12.2022	1	13,386,260	13,386,260	13,386,260	-		13,386,260	20%	4,202,919	2,677,252	6,880,171	6,506,089
23	NEIR System (3rd Quarter)	11.09.2022	1	3,940,862	3,940,862	3,940,862	-		3,940,862	20%	1,418,710	788,172	2,206,883	1,733,979
24	NEIR System (4th Quarter)	02.01.2023	1	3,568,950	3,568,950	3,568,950	-		3,568,950	20%	1,063,840	713,790	1,777,630	1,791,320
25	NEIR System (5th Quarter)	09.04.2023	1	3,568,950	3,568,950	3,568,950	-		3,568,950	20%	874,148	713,790	1,587,938	1,981,012
26	NEIR System (6th Quarter)	13.07.2023	1	3,568,950	3,568,950	3,568,950	-		3,568,950	20%	690,323	713,790	1,404,113	2,164,837
27	NEIR System (7th Quarter)	21.09.2023	1	3,568,950	3,568,950	3,568,950	-		3,568,950	20%	547,565	713,790	1,261,355	2,307,595
28	NEIR System (8th Quarter)	14.11.2023	1	3,568,950	3,568,950	3,568,950	-		3,568,950	20%	449,785	713,790	1,163,575	2,405,375
29	NEIR System (9th Quarter)	04.02.2024	1	3,568,950	3,568,950	3,568,950	-		3,568,950	20%	285,516	713,790	999,306	2,569,644
30	QOS Equipment	12.01.2023	1	158,202	158,202	158,202			158,202	20%	46,290	31,640	80,271	
31	Monitoring Center Setup	12.01.2023	1	5,915,050	5,915,050	5,915,050			5,915,050	20%	1,730,760	1,183,010	2,913,770	3,001,280
32	QOS Domestic Bandwidth 1st Quarter	21.05.2023	1	67,521	67,521	67,521			67,521	20%	14,984	13,504	28,488	39,032
33	QOS Domestic Bandwidth 2nd Quarter	26.06.2023	1	67,521	67,521	67,521			67,521	20%	13,652	13,504	27,156	40,364
34	QOS Domestic Bandwidth 3rd Quarter	23.08.2023	1	67,521	67,521	67,521			67,521	20%	11,432	13,504	24,936	42,584
35	QOS Domestic Bandwidth 4th Quarter	18.10.2023	1	67,521	67,521	67,521			67,521	20%	9,434	13,504	22,938	44,582
36	QOS Bandwidth 2nd Yr (1st Quarter)	17.01.2024	1	67,521	67,521	67,521			67,521	20%	6,068	13,504	19,572	47,949
37	QOS Bandwidth 2nd Yr (2nd Quarter)	31.03.2024	1	67,521	67,521	67,521			67,521	20%	3,330	13,504	16,834	50,687
38	QOS Benchmarking System 1st Schedule	26.06.2023	1	4,086,799	4,086,799	4,086,799			4,086,799	20%	826,317	817,360	1,643,677	2,443,122



Sl. No.	Description	Date of Purchase	Qty.	Unit Price	Total Price	Cost			Depreciation				Net Book Value as on 30/06/2025	
				Taka	Taka	Balance as at	Addition during the year	Disposal	Balance as at	Dep.	Balance as	Charged during the year		Balance as at
						01-Jul-24			45,838	Rate	01-Jul-24	45,838		
39	QOS Benchmarking System 2nd Schedule	26.06.2023	1	9,527,952	9,527,952	9,527,952			9,527,952	20%	1,926,474	1,905,590	3,832,064	5,695,888
40	TMS CDVAT	26.06.2023	1	213,898,771	213,898,771	213,898,771			213,898,771	20%	43,248,573	42,779,754	86,028,328	127,870,443
41	Co-Location Center Equipment	14.03.2024	1	38,434,890	38,434,890	38,434,890			38,434,890	20%	2,274,503	7,686,978	9,961,481	28,473,409
42	Co-Location Center Equipment	12.06.2024	1	43,940,003	43,940,003	43,940,003			43,940,003	20%	457,458	8,788,001	9,245,458	34,694,545
43	Co-Location Center Equipment	24.06.2024	1	12,656,138	12,656,138	12,656,138			12,656,138	20%	48,544	2,531,228	2,579,772	10,076,366
44	QOS Benchmarking Sustern 2nd Sch 2nd	26.06.2023	1	20,945,988	20,945,988	20,945,988			20,945,988	20%	4,235,107	4,189,198	8,424,304	12,521,684
45	Quality of service	30-Jun-25	1	8,810,909	8,810,909	-	8,810,909		8,810,909	20%	-	-	-	8,810,909
46	Supply and installation of Co-location centre equipment	20-Nov-24	1	50,163,521	50,163,521	-	50,163,521		50,163,521	20%	-	6,102,083	6,102,083	44,061,438
47	TMS Equipment	25-Jun-25	1	22,728,600	22,728,600	-	22,728,600		22,728,600	20%	-	62,270	62,270	22,666,330
48	NOC Room Building	12-Dec-24	1	1,000,000	1,000,000	-	1,000,000		1,000,000	20%	-	109,589	109,589	890,411
49	Workstation	12-Dec-24	9	40,000	360,000	-	360,000		360,000	20%	-	39,452	39,452	320,548
50	Controller with License Software	3-Nov-24	5	264,519	1,058,076	-	1,058,076		1,058,076	20%	-	138,564	138,564	919,512
51	Data Monnitoring System	3-Nov-24	1	11,714,724	9,371,779	-	9,371,779		9,371,779	20%	-	1,227,318	1,227,318	8,144,462
52	Network Monnitoring System	3-Nov-24	1	22,706,779	18,165,423	-	18,165,423		18,165,423	20%	-	2,378,924	2,378,924	15,786,500
53	Next Generation Firewall	3-Nov-24	2	22,267,139	35,627,422	-	35,627,422		35,627,422	20%	-	4,665,728	4,665,728	30,961,694
54	Cylinder 120KG	18-Sep-24	5	764,775	3,059,100	-	3,059,100		3,059,100	20%	-	477,722	477,722	2,581,378
55	Cassette Type AC for MMR	18-Sep-24	1	93,776	75,021	-	75,021		75,021	20%	-	11,716	11,716	63,305
56	Cassette Type AC for Power Room	18-Sep-24	2	238,046	380,874	-	380,874		380,874	20%	-	59,479	59,479	321,395
57	Cassette Type AC for UPS & Battery Room	18-Sep-24	2	266,900	427,040	-	427,040		427,040	20%	-	66,688	66,688	360,352
58	Cassette Type AC for NOC Room	18-Sep-24	1	93,776	75,021	-	75,021		75,021	20%	-	11,716	11,716	63,305
59	Accessories Works Comfort AC	18-Sep-24	1	28,854	23,083	-	23,083		23,083	20%	-	3,605	3,605	19,478
60	Accessories for Video Wall	18-Sep-24	1	43,281	34,625	-	34,625		34,625	20%	-	5,407	5,407	29,218
61	Desktop Computer	18-Sep-24	8	151,484	969,498	-	969,498		969,498	20%	-	151,401	151,401	818,097
62	Laptop	18-Sep-24	2	158,697	253,915	-	253,915		253,915	20%	-	39,653	39,653	214,263
63	Wire Grid for Copper for MMS Server	18-Sep-24	50	1,010	40,400	-	40,400		40,400	20%	-	6,309	6,309	34,091
64	Fiber Ducting for MMR Server Room	18-Sep-24	86	1,876	129,069	-	129,069		129,069	20%	-	20,156	20,156	108,913
65	SLA Battery for Control Panel	18-Sep-24	2	2,741	4,386	-	4,386		4,386	20%	-	685	685	3,701
66	Alarm Bell with Strobe	18-Sep-24	4	6,944	22,221	-	22,221		22,221	20%	-	3,470	3,470	18,751
67	24 Port Manageable PoE Switch	18-Sep-24	3	92,333	221,599	-	221,599		221,599	20%	-	34,606	34,606	186,993
68	UTP Cable	18-Sep-24	3	31,739	76,174	-	76,174		76,174	20%	-	11,896	11,896	64,278
69	Controller with License Software	18-Sep-24	4	264,519	846,461	-	846,461		846,461	20%	-	132,187	132,187	714,274
70	LED Light Panel	18-Sep-24	10	1,371	10,968	-	10,968		10,968	20%	-	1,713	1,713	9,255
71	Frosted Paper	18-Sep-24	1	56,000	44,800	-	44,800		44,800	20%	-	6,996	6,996	37,804
72	False Ceiling Rearrangement of MMR	18-Sep-24	1	20,000	16,000	-	16,000		16,000	20%	-	2,499	2,499	13,501
73	Customize SS Matel Door Vision Panel	18-Sep-24	1	40,000	32,000	-	32,000		32,000	20%	-	4,997	4,997	27,003
74	NOC Room Wooden Door	18-Sep-24	3	9,000	21,600	-	21,600		21,600	20%	-	3,373	3,373	18,227
75	Aluminium Chanel	18-Sep-24	1	253,000	202,400	-	202,400		202,400	20%	-	31,608	31,608	170,792
76	Industrial Socket	18-Sep-24	10	3,600	28,800	-	28,800		28,800	20%	-	4,498	4,498	24,302
77	Circuit Breaker	18-Sep-24	10	380	3,040	-	3,040		3,040	20%	-	475	475	2,565
78	Circuit Breaker 63A MCB TP	18-Sep-24	4	5,425	17,360	-	17,360		17,360	20%	-	2,711	2,711	14,649
79	Power Cable 1*1.5	18-Sep-24	1	30,438	24,350	-	24,350		24,350	20%	-	3,803	3,803	20,548
80	Power Cable 1*2.5	18-Sep-24	1	33,963	27,171	-	27,171		27,171	20%	-	4,243	4,243	22,928
81	Power Cable 3*1.2	18-Sep-24	1	41,591	33,273	-	33,273		33,273	20%	-	5,196	5,196	28,077
82	Power Cable 3*2.0	18-Sep-24	1	103,372	82,698	-	82,698		82,698	20%	-	12,914	12,914	69,783
83	Power Cable 3*3.0	18-Sep-24	1	49,840	39,872	-	39,872		39,872	20%	-	6,227	6,227	33,646



Sl. No.	Description	Date of Purchase	Qty.	Unit Price	Total Price	Cost			Depreciation					Net Book Value as on 30/06/2025	
				Taka	Taka	Balance as at	Addition during the year	Disposal	Balance as at	Dep.	Balance as at	Charged during the year	Balance as at		
						01-Jul-24			45,838	Rate	01-Jul-24	45,838			
84	Power Cable 3*6.0	18-Sep-24	1	93,450	74,760	-	74,760		74,760	20%	-	11,675	11,675	63,085	
85	NYF Flexible Cable 1*70 RM	18-Sep-24	1	165,600	132,480	-	132,480		132,480	20%	-	20,689	20,689	111,791	
86	NYF Flexible Cable 1*95 RM	18-Sep-24	1	161,350	129,080	-	129,080		129,080	20%	-	20,158	20,158	108,922	
87	Tap of Box 160A	18-Sep-24	9	155,500	1,119,600	-	1,119,600		1,119,600	20%	-	174,842	174,842	944,758	
88	Customized Curve Table	22-Aug-24	2	72,135	115,416	-	115,416		115,416	20%	-	19,731	19,731	95,685	
89	Customized Work Station Table	22-Aug-24	2	43,281	69,250	-	69,250		69,250	20%	-	11,839	11,839	57,411	
90	Shoe Cabinet	22-Aug-24	2	35,919	57,470	-	57,470		57,470	20%	-	9,825	9,825	47,645	
91	Suppression Agent	22-Aug-24	600	7,840	3,763,200	-	3,763,200		3,763,200	20%	-	643,353	643,353	3,119,847	
92	Steel Nozzle	22-Aug-24	10	21,167	169,336	-	169,336		169,336	20%	-	28,949	28,949	140,387	
93	ABC Dry Powder	22-Aug-24	3	3,015	7,236	-	7,236		7,236	20%	-	1,237	1,237	5,999	
94	ATS for PAC	22-Aug-24	2	432,810	692,496	-	692,496		692,496	20%	-	118,388	118,388	574,108	
95	NYF 1*300 RM Cable	22-Aug-24	70	7,346	411,376	-	411,376		411,376	20%	-	70,328	70,328	341,048	
96	Accessories for Earthing System	22-Aug-24	1	28,854	23,083	-	23,083		23,083	20%	-	3,946	3,946	19,137	
97	Accessories for Central Alarm Notification System	22-Aug-24	1	1,069,387	855,510	-	855,510		855,510	20%	-	146,257	146,257	709,253	
98	Video Wall 55"	22-Aug-24	4	634,788	2,031,322	-	2,031,322		2,031,322	20%	-	347,273	347,273	1,684,049	
99	Sliding Glass Door	22-Aug-24	2	53,380	85,408	-	85,408		85,408	20%	-	14,601	14,601	70,807	
100	Synesis IT Ltd for NEIR	3-Dec-24	1	1,659,350	1,659,350	-	1,659,350		1,659,350	20%	-	190,030	190,030	1,469,320	
101	LCD Display	23-Sep-24	8	408,500	3,268,000	-	3,268,000		3,268,000	20%	-	501,392	501,392	2,766,608	
102	FHD Video Wall Controller	23-Sep-24	1	376,250	376,250	-	376,250		376,250	20%	-	57,726	57,726	318,524	
103	Electrical Works	23-Sep-24	1	50,504	50,504	-	50,504		50,504	20%	-	7,749	7,749	42,755	
104	Power Cable	23-Sep-24	1	449,044	449,044	-	449,044		449,044	20%	-	68,894	68,894	380,150	
105	Sub Distribution Board	23-Sep-24	1	169,850	169,850	-	169,850		169,850	20%	-	26,059	26,059	143,791	
106	Glass Partition	23-Sep-24	52	971	50,513	-	50,513		50,513	20%	-	7,750	7,750	42,763	
107	Glass Door	23-Sep-24	1	37,878	37,878	-	37,878		37,878	20%	-	5,811	5,811	32,067	
108	Carpet	23-Sep-24	150	445	66,777	-	66,777		66,777	20%	-	10,245	10,245	56,532	
109	Table	23-Sep-24	4	26,094	104,374	-	104,374		104,374	20%	-	16,014	16,014	88,360	
110	Revolving Chair	23-Sep-24	6	14,309	85,856	-	85,856		85,856	20%	-	13,172	13,172	72,684	
111	Partition for Work Station	23-Sep-24	4	25,252	101,007	-	101,007		101,007	20%	-	15,497	15,497	85,510	
112	Misc Work	23-Sep-24	1	34,369	34,369	-	34,369		34,369	20%	-	5,273	5,273	29,096	
113	Accessories	23-Sep-24	2	24,403	48,805	-	48,805		48,805	20%	-	7,488	7,488	41,317	
114	Install and operation of NEIR syatem	5-Nov-24	1	3,568,950	3,568,950	-	3,568,950		3,568,950	20%	-	463,475	463,475	3,105,475	
115	NEIR equipment	1-Aug-24	1	3,568,950	3,568,950	-	3,568,950		3,568,950	20%	-	651,211	651,211	2,917,739	
116	NEIR equipment	27-Aug-24	1	3,568,950	3,568,950	-	3,568,950		3,568,950	20%	-	600,366	600,366	2,968,584	
117	ELT Panel Installation	3-Jul-24	1	6,080,935	6,080,935	-	6,080,935		6,080,935	20%	-	1,206,191	1,206,191	4,874,744	
118	TMS	2-Jan-25			67,802,000	-	67,802,000		67,802,000	20%	-	6,780,200	6,780,200	61,021,800	
Sub-Total (Telecom Equipment)						1,596,617,040	1,349,760,575	255,337,931	-	1,605,098,506		532,401,038	287,746,370	820,147,408	784,951,097
Grand Total (A+B+C+D+E+F+G+ H+I+J+K+L)						2,039,961,037	1,755,051,496	269,510,077	-	2,024,561,574		823,735,696	305,818,386	1,129,554,083	895,007,492

