

**Bangladesh Telecommunication Regulatory Commission**

Agargaon Administrative Area,  
Sher-E-Bangla Nagar, Dhaka-1207

**Independent Auditor's Report  
and  
Audited Financial Statements**

As at and for the year ended 30 June 2024

**MAHFEL HUQ & CO.  
CHARTERED ACCOUNTANTS  
BGIC Tower (4<sup>th</sup> Floor),  
34 Topkhana Road, Dhaka-1000  
Tel: +88-02-223351948, 223383143  
Fax: +88-02-9571005  
E-mail: asarkar@mahfelhuq.com  
Web: www.mahfelhuq.com**

## Table of Content

SL. NO.	DESCRIPTION	PAGE NO.
01.	Independent Auditor's Report	1-3
02.	Statement of Financial Position	4
03.	Statement of Income and Expenditure	5
04.	Statement of Cash Flows	6
05.	Notes to the Financial Statements	7-22
06.	Schedule of Property, Plant and Equipment (Annexure-A)	23
07.	Schedule of SRCB Project's Assets IDA Part (Annexure-B)	24
08	Details Schedule of Property, Plant and Equipment (Annexure-A1)	25-47





**Mahfel Huq & Co.**

CHARTERED ACCOUNTANTS

The first registered accounting firm in independent Bangladesh



An independent member firm of AGN International

BGIC Tower (4th Floor)  
34. Topkhana Road  
Dhaka-1000, Bangladesh  
Tel: +88-02-223351948, 223383143  
Fax: +88-02-9571005  
E-mail: [info@mahfelhuq.com](mailto:info@mahfelhuq.com)  
Web: [www.mahfelhuq.com](http://www.mahfelhuq.com)

**Independent Auditor's Report  
to the Commission of  
Bangladesh Telecommunication Regulatory Commission**

**Report on the Audit of the Financial Statements**

**Qualified Opinion**

We have audited the financial statements of **Bangladesh Telecommunication Regulatory Commission** (the "Commission"), which comprise the Statement of Financial Position as at 30 June 2024, Statement of Income and Expenditure, and Statement of Cash Flows for the year then ended, and notes to the financial statements, including a summary of significant accounting policies and other explanatory information.

In our opinion, except for the effects of the matter described in the Basis for qualified opinion section of our report, the accompanying financial statements present fairly, in all material respects, the financial position of the Commission as at 30 June 2024, and of its financial performance and its cash flows for the year then ended in accordance with International Financial Reporting Standards (IFRSs).

**Basis for Qualified Opinion**

1. BTRC currently uses a modified accrual basis of accounting which is non-compliant with IAS 1: Presentation of Financial Statements. As a result, both revenue and accounts receivable have not been reflected in a true & fair view.
2. During our audit, we could not obtain sufficient evidence related to the accounting treatment of a building provided by the government and Project (SRCB-IDA-3790) fund, which BTRC has not recognized in accordance with International Accounting Standard (IAS) 20, "Accounting for Government Grants and Disclosure of Government Assistance."
3. During our audit, we could not ascertain the impact on accuracy of fixed asset due to a lack of properly maintained fixed asset register. In addition, the Commission sold fixed assets; however, the transactions do not comply with IAS 16.
4. During our audit, we noted that BTRC has neither received nor accrued interest on its fixed deposit investment with Padma Bank. This discrepancy affects the accuracy of financial reporting and has several associated risks. In addition, the Commission has not measured any 'expected credit loss (ECL)' for the investment, which is in violation of IFRS 9: Financial Instruments.
5. In note 16.00 of the financial statements, Capital expenditure amounts to BDT 5,321,122,213 which includes foreign exchange gain or loss. We could not obtain sufficient appropriate evidence regarding this amount.

**Responsibilities of Management and Those Charged with Governance for the Financial Statements and Internal Controls**

Management is responsible for the preparation and fair presentation of the financial statements of the Commission in accordance with IFRSs, The Bangladesh Telecommunication Act 2001, and for such internal control as management determines is necessary to enable the preparation of financial statements that are free from material misstatement, whether due to fraud or error.





# Mahfel Huq & Co.

CHARTERED ACCOUNTANTS

The first registered accounting firm in independent Bangladesh



An independent member firm of AGN International

BGIC Tower (4th Floor)  
34. Topkhana Road  
Dhaka-1000, Bangladesh  
Tel: +88-02-223351948, 223383143  
Fax: +88-02-9571005  
E-mail: [info@mahfelhuq.com](mailto:info@mahfelhuq.com)  
Web: [www.mahfelhuq.com](http://www.mahfelhuq.com)

In preparing the financial statements, management is responsible for assessing the Commission's ability to continue as a going concern, disclosing, as applicable, matters related to going concern and using the going concern basis of accounting unless management either intends to liquidate the Commission or to cease operations, or has no realistic alternative but to do so.

Those charged with governance are responsible for overseeing the Commission's financial reporting process.

## Auditors' Responsibilities for the Audit of the Financial Statements

Our objectives are to obtain reasonable assurance about whether the financial statements as a whole are free from material misstatement, whether due to fraud or error, and to issue an auditor's report that includes our opinion. Reasonable assurance is a high level of assurance, but is not a guarantee that an audit conducted in accordance with ISAs will always detect a material misstatement when it exists. Misstatements can arise from fraud or error and are considered material if, individually or in the aggregate, they could reasonably be expected to influence the economic decisions of users taken on the basis of these financial statements

As part of an audit in accordance with ISAs, we exercise professional judgment and maintain professional skepticism throughout the audit. We also:

- Identify and assess the risks of material misstatement of the financial statements, whether due to fraud or error, design and perform audit procedures responsive to those risks, and obtain audit evidence that is sufficient and appropriate to provide a basis for our opinion. The risk of not detecting a material misstatement resulting from fraud is higher than for one resulting from error, as fraud may involve collusion, forgery, intentional omissions, misrepresentations, or the override of internal control.
- Obtain an understanding of internal control relevant to the audit in order to design audit procedures that are appropriate in the circumstances.
- Evaluate the appropriateness of accounting policies used and the reasonableness of accounting estimates and related disclosures made by management.
- Conclude on the appropriateness of management's use of the going concern basis of accounting and, based on the audit evidence obtained, whether a material uncertainty exists related to events or conditions that may cast significant doubt on the Commission's ability to continue as a going concern. If we conclude that a material uncertainty exists, we are required to draw attention in our auditor's report to the related disclosures in financial statements or, if such disclosures are inadequate, to modify our opinion. Our conclusions are based on the audit evidence obtained up to the date of our auditor's report. However, future events or conditions may cause the Commission to cease to continue as a going concern.
- Evaluate the overall presentation, structure and content of the financial statements, including the disclosures, and whether the financial statements represent the underlying transactions and events in a manner that achieves fair presentation.
- Obtain sufficient appropriate audit evidence regarding the financial information of the entities or business activities to express an opinion on the financial statements. We are responsible for the direction, supervision and performance of the audit. We remain solely responsible for our audit opinion.





# Mahfel Huq & Co.

CHARTERED ACCOUNTANTS

The first registered accounting firm in independent Bangladesh



An independent member firm of AGN International

BGIC Tower (4th Floor)  
34. Topkhana Road  
Dhaka-1000, Bangladesh  
Tel: +88-02-223351948, 223383143  
Fax: +88-02-9571005  
E-mail: [info@mahfelhuq.com](mailto:info@mahfelhuq.com)  
Web: [www.mahfelhuq.com](http://www.mahfelhuq.com)

We communicate with those charged with governance regarding, among other matters, the planned scope and timing of the audit and significant audit findings, including any significant deficiencies in internal control that we identify during our audit.

Place: Dhaka

Dated: 14 JAN 2025

**Md. Abdus Satter Sarkar, FCA**

Partner

Mahfel Huq & Co.

Chartered Accountants

ICAB Enrolment No. 1522

Firm Registration No. P-46323

DVC: 2501141522AS948719

mh  
Estd. 1974

**Bangladesh Telecommunication Regulatory Commission**  
Statement of Financial Position  
As at 30 June 2024


Particulars	Notes	Amount in Taka	
		30-June-2024	30-June-2023
<b>Assets:</b>			
<b>Non-current assets</b>		<b>931,315,800</b>	<b>1,047,310,906</b>
Property, Plant and Equipment	4.00	931,315,800	1,018,145,054
<b>SRCB-IDA Credit 3790-BD</b>			
Projects Assets (IDA PART)	5.00	-	29,165,852
<b>Current Assets</b>		<b>9,246,259,062</b>	<b>9,697,325,004</b>
Advances, Deposits and Prepayments	6.00	4,956,168	4,085,868
Receivable from Operators	7.00	4,764,572,216	5,020,174,057
Other Receivables	8.00	1,336,012	1,336,012
Cash and Cash Equivalents	9.00	4,475,394,667	4,671,729,068
<b>Total Assets</b>		<b>10,177,574,862</b>	<b>10,744,635,909</b>
<b>Fund and Liabilities</b>			
<b>Project Fund:</b>		<b>455,631,100</b>	<b>455,631,100</b>
Project (SRCB-IDA 3790-BD) Fund	10.00	455,631,100	455,631,100
<b>Fund Account</b>		<b>(2,292,364,018)</b>	<b>(4,141,852,726)</b>
Benevolent Reserve Fund	11.00	7,139,397	6,413,054
Gratuity Reserve Fund	12.00	287,064,187	247,321,745
Group Insurance Fund	13.00	201,367,678	176,622,865
Pension Fund	14.00	2,440,137,207	2,328,030,619
Leave Encashment Reserve Fund	15.00	93,049,727	70,816,954
Capital Expenditure Fund	16.00	(5,321,122,213)	(6,971,057,962)
<b>Non-Current Liabilities</b>		<b>5,443,620,585</b>	<b>9,130,829,293</b>
Long term loan from HSBC Net off Current Maturity	17.01	5,443,620,585	9,130,829,293
<b>Current Liabilities</b>		<b>6,570,687,195</b>	<b>5,300,028,242</b>
Current Portion of Long term loan from HSBC	17.02	1,921,277,853	-
Accounts Payable	18.00	98,331,740	115,583,818
Accrued Expenses	19.00	4,749,267	21,942,574
Advance Income from others	20.00	107,042	107,042
Payable to GOB Consolidated Fund	21.00	4,546,221,293	5,162,394,808
<b>Total Fund and Liabilities</b>		<b>10,177,574,862</b>	<b>10,744,635,909</b>

*The annexed notes form an integral part of these financial statements.*



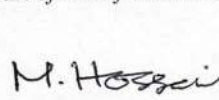
**Md. Hashibul Kabir**

Deputy Director



**Aftab Md Rashedul Wadud**

Director



**Mahmud Hossain**

Commissioner




**Maj Gen Md Emdad Ul Bari**

OSP, ndc, psc, te (retd)

Chairman

*Signed in terms of our report of even date.*



**Md. Abdus Satter Sarkar, FCA**

Partner

Mahfel Huq & Co.

Chartered Accountants

ICAB Enrolment No. 1522

Firm Registration No. P-46323

DVC: 2501141522A5948719

Place: Dhaka

Dated: **14 JAN 2025**

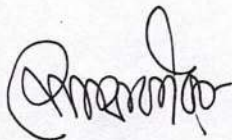




**Bangladesh Telecommunication Regulatory Commission**  
Statement of Income and Expenditure  
For the year ended 30 June 2024


Particulars	Notes	Amount in Taka	
		30-June-2024	30-June-2023
<b>Revenue Income:</b>			
Fees and Charges	22.00	42,222,445,148	40,598,634,095
Administrative fines and late fees	23.00	429,816,381	689,051,654
Audit Finding Revenue	24.00	1,491,662,921	-
Finance income	25.00	186,906,938	196,373,049
Other income	26.00	15,682,897	10,911,294
<b>Total Income (A)</b>		<b>44,346,514,285</b>	<b>41,494,970,092</b>
<b>Expenditure:</b>			
Salary and benefits	27.00	296,304,221	288,572,729
Provident fund revenue expenses	28.00	32,917,333	29,847,952
Repairs and maintenance	29.00	9,730,735	6,555,219
Travelling expenses	30.00	1,781,281	1,699,083
Fuel expense (Petrol and CNG)	31.00	9,105,682	9,290,562
Electricity, Water and Gas	32.00	25,574,120	8,845,448
General and Administrative expenses	33.00	232,746,945	669,554,341
Satellite Revenue Expenses/(Gain)	34.00	154,416,463	1,879,526,722
Training expenses	35.00	1,308,431	1,367,790
Printing, Publication & Stationery	36.00	5,806,875	2,989,217
Finance Expenses	37.00	187,938	249,554
Depreciation expenses	4.00	263,706,178	205,812,997
Depreciation expense: SRCB IDA Project	5.00	29,165,851	29,165,853
<b>Total Expenditure (B)</b>		<b>1,062,752,051</b>	<b>3,133,477,467</b>
Excess of income over expenditure transferred to GOB consolidated fund account (A-B)		43,283,762,234	38,361,492,625
		<b>44,346,514,285</b>	<b>41,494,970,092</b>
<b>Amount transferred to GOB Consolidated Fund Accounts</b>			
Excess of income over expenditure		43,283,762,234	38,361,492,625
Depreciation expenses		-	-
		<b>43,283,762,234</b>	<b>38,361,492,625</b>

*The annexed notes form an integral part of these financial statements.*



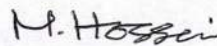
**Md. Hashibul Kabir**

Deputy Director



**Aftab Md Rashedul Wadud**

Director



**Mahmud Hossain**

Commissioner

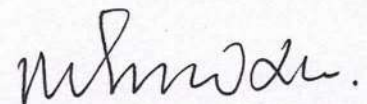


**Maj Gen Md Emdad Ul Bari**

OSP, ndc, psc, te (retd)

Chairman

*Signed in terms of our report of even date.*



**Md. Abdus Satter Sarkar, FCA**

Partner

Mahfel Huq & Co.

Chartered Accountants

ICAB Enrolment No. 1522

Firm Registration No. P-46323

DVC: 2501141522A9948719

Place: Dhaka


Dated: 14 JAN 2025






**Bangladesh Telecommunication Regulatory Commission**  
Statement of Cash Flows  
For the year ended 30 June 2024

Particulars	Amount in Taka	
	30-June-2024	30-June-2023
<b>Cash Flows from Operating Activities:</b>		
Excess of Income over Expenditure	43,283,762,234	38,361,492,625
<b>Adjustment for:</b>		
Depreciation Expenses	292,872,028	234,978,850
	<b>43,576,634,262</b>	<b>38,596,471,475</b>
<b>Changes in:</b>		
Receivables from operators	255,601,841	(836,226,921)
Capital Expenditure Fund Account	-	1,646,796,044
Advance Income from others	-	27,510
Advances, Deposits and Pre-payments	(870,300)	3,079,376
Account Payable	(17,252,078)	18,508,965
Accrued Expenses	(17,193,307)	2,790,218
Leave Encashment Reserve Fund	22,232,773	20,832,259
Benevolent Reserve Fund	726,343	1,243,382
Pension Fund	112,106,588	380,279,617
Gratuity Fund	39,742,442	32,614,094
Group Insurance Fund	24,744,813	24,408,842
<b>Cash generated from Operating Activities</b>	<b>419,839,115</b>	<b>1,294,353,386</b>
<b>A. Net Cash from Operating Activities</b>	<b>43,996,473,377</b>	<b>39,890,824,862</b>
<b>Cash Flows from Investing Activities:</b>		
Acquisition of Furniture & Fixture	(2,173,008)	(3,728,645)
Acquisition of Office Equipment	(3,161,382)	(1,148,978)
Acquisition of Office Decoration	-	(382,500)
Acquisition of Computer & Printer	(12,771,591)	(2,289,908)
Acquisition of LAN Network Equipment	(602,235)	(84,159)
Telecom Equipment	(109,576,913)	(279,132,825)
Land Development (Civil)	-	(61,875)
Vehicles	(48,591,795)	-
<b>B. Net Cash Used in Investing Activities</b>	<b>(176,876,924)</b>	<b>(286,828,889)</b>
<b>Cash Flows from Financing activities:</b>		
Repayment of Long Term HSBC loan	(1,765,930,854)	(1,594,946,005)
Addition of Long Term HSBC loan	-	1,568,091,527
Fund Transferred to GOB Accounts	(42,250,000,000)	(43,967,696,044)
<b>C. Net Cash used in Financing Activities</b>	<b>(44,015,930,854)</b>	<b>(43,994,550,522)</b>
<b>D. Net increase/(decrease) in Cash and Cash Equivalents</b>	<b>(196,334,401)</b>	<b>(4,390,554,550)</b>
Opening Cash and Cash Equivalents	4,671,729,068	9,062,283,618
<b>E. Closing Cash and Cash Equivalents</b>	<b>4,475,394,667</b>	<b>4,671,729,068</b>



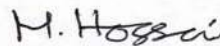
Md. Hashibul Kabir

Deputy Director




Aftab Md Rashedul Wadud

Director



Mahmud Hossain

Commissioner



Maj Gen Md Emdad Ul Bari

OSP, ndc, psc, te (ret'd)

Chairman





## Bangladesh Telecommunication Regulatory Commission

Notes to the financial statements  
As at and for the year ended 30 June 2024

### 1.00 Reporting Entity

#### 1.01 Background and Formation of the Commission

Bangladesh Telecommunication Regulatory Commission (BTRC) is an independent authority formed by the promulgation of the act of Parliament (Act No. XVIII of 2001), Bangladesh Telecommunication Act, 2001 (amended as on 1st August, 2010), duly approved by the President of the People's Republic of Bangladesh on April 16, 2001.

BTRC was established on 31st January, 2002 in pursuance to the Bangladesh Telecommunication Act, 2001. The Commission has been established with an aim to improving and controlling the telecommunication system and services in the country. The Government of Bangladesh has formed the Commission in accordance with the provisions of the Act. At present, the following Commissioners are serving in BTRC.

Name	Designation	Duration	
		From	To
Maj Gen Md Emdad Ul Bari, OSP, ndc, psc, te (retd)	Chairman	12.09.2024	Till date
Mahmud Hossain	Commissioner	01.10.2024	Till date
Brig Gen Iqbal Ahmed, ndc, afwc psc (retd)	Commissioner	23.10.2024	Till date

#### 1.02 Objectives of BTRC

BTRC has been established with the following objectives:

- To develop and encourage such telecommunication system that enhance and strengthens the social and economic development of Bangladesh;
- To ensure best possible and reliable modern telecommunication and internet service at a reasonable price for the mass people considering the reality of existing socio-economic conditions in Bangladesh;
- To improve the efficiency of the country's telecommunication system and to ensure its capability to compete in both the national and international spheres;
- To prevent and resolve any discrimination in providing telecommunication services, to earn ascending reliance of competitive market system and accordingly to ensure effective control at appropriate stage in line with the commission's goal;
- To introduce modern telecommunication services and to create investment friendly environment in establishing telecom business in Bangladesh for the local and foreign investors who intend to invest in the telecommunication sector of Bangladesh.

#### 1.03 Operation and Nature of Business

BTRC acts as the supreme authority to control, regulate and monitor the telecommunication activities in Bangladesh on behalf of the Government of Bangladesh. Operation of all mobile operators, rural telephone operators, basic phone service providers, land phone operators, internet service providers, VSAT operators, data communication service providers, optical fiber network service providers, televisions and radio centers etc. are under the control of BTRC.

Alongside, the following major activities are carried out by the Commission:

- Establishment, telecom operator control and maintenance of telecommunication systems in Bangladesh and regulate the telecommunication services.
- Safeguarding the interest of the subscribers with respect to tariff, availability, quality and standard of service by the service providers by introduction and implementation of a fair telecommunication policy.
- Issue of License & permit for using radio communication equipment, providing technical fitness certificate.
- Allotment of radio frequency and providing authority to use that by the licensees.
- Renewal of license, permit the certificate, control on transfer of license and cancellation.
- Encouraging the investment & constructive initiatives in related sector for research & development.
- To ensure privacy in telecommunication network.
- To collect information and review the impact of latest telecommunication system prevailing in home and abroad and take necessary initiative accordingly.





## Bangladesh Telecommunication Regulatory Commission

### Notes to the financial statements As at and for the year ended 30 June 2024

#### 2.00 Basis of preparation

#### 2.01 Statement of Compliance

The financial statements have been prepared in accordance with the International Financial Reporting Standards (IFRSs), the requirements under section 21 and 27 of the Bangladesh Telecommunication Act, 2001 (Act No. XVIII of 2001) as amended on 1st August 2010 and other relevant circulars issued by the Commission from time to time.

#### 2.02 Basis of Measurement

The financial statements have been prepared on the historical cost basis.

#### 2.03 Going Concern

The Commission has adequate resources to continue operation for the foreseeable future. For this reason the Commission continues to adopt going concern basis in preparation of the accounts.

#### Components of Financial Statements

The complete set of Financial Statements includes the following components:

- i. Statement of Financial Position as at 30 June 2024;
- ii. Statement of Income and Expenditure for the year ended 30 June 2024;
- iii. Statement of Cash Flows for the year ended 30 June 2024; and
- iv. Notes comprising a summary of Significant Accounting Policies and other Explanatory Notes As at and for the year ended 30 June 2024.

#### 2.04 Reporting Period

The financial period of the Commission under audit covers 12 months from 01 July 2023 to 30 June 2024.

#### 2.05 Reporting Currency

The financial statements are prepared and presented in Bangladesh Currency (Taka) which is the Commission's functional currency.

#### 2.06 Use of Estimates and Judgements

The preparation of financial statements in conformity with the International Financial Reporting Standards (IFRSs) requires management to make judgments, estimates and assumption that affect the application of the accounting policies and the reported amounts of assets, liabilities, income and expenses. Actual results may differ from these estimates.

Estimates and underlying assumptions are reviewed on an ongoing basis. Revisions to accounting estimates are recognized in the period in which the estimates are revised and in any future periods affected.

Information about critical judgments in applying accounting policies that have the most significant effect on the amounts recognized in the financial statements include accrued expenses and other payables.

#### 3.00 Significant Accounting Policies

Specific accounting policies were selected and applied by management for significant transactions and events from time to time in accordance with the framework and International Financial Reporting Standards (IFRSs) in preparation and presentation of the financial statements.

The accounting policies set out below have been applied consistently to all periods presented in these financial statements.

Management maintained financial transaction with the assistance of Tally (Accounting Software), bank books, income register, cheque issue register, cheque receipts register, salary register, repair and maintenance register etc.

#### 3.01 Property, Plant and Equipment

##### 3.1.1 Recognition and Measurements

Items of property, plant and equipment are measured at cost less accumulated depreciation. The cost of acquisition of an asset comprises its purchase price and any directly attributable cost of bringing the asset to its working condition for its intended use inclusive of delivery and handling, inward freight, duties and non-refundable taxes.

##### 3.1.2 Maintenance Activities

Expenditure incurred after the assets have been put into use, such as repairs & maintenance is normally charged off as revenue expenditure in the year in which it is incurred.





## Bangladesh Telecommunication Regulatory Commission

### Notes to the financial statements

As at and for the year ended 30 June 2024

#### 3.1.3 Subsequent Cost

Subsequent expenditure is capitalized only when it is probable that the future economic benefits associated with the expenditure will flow to the company and its cost measured reliably.

#### 3.1.4 Depreciation of Property, Plant and Equipment

Depreciation on all property, plant and equipment is computed using straight line method in amount sufficient to write-off depreciable assets over their estimated useful life considering the economic and useful lives of such assets. Items of Property, plant and equipment are depreciated from the date they are available for use. Depreciation rates on various classes of property, plant and equipment are as follows:

Particulars	Rate of Dep. (%)
Furniture & Fixtures	10
Office Equipment	20
Computer and Printer	20
Vehicles	12.5
Office Decoration	20
Electrical Equipment	20
Fire Extinguisher	20
LAN Network Equipment	20
Garage Making (Civil Construction)	5
Land Development (Civil)	5
Telecom Equipment	20
Satellite System	6.67

The cost and accumulated depreciation of depreciable assets retired or otherwise disposed off are eliminated from the assets and any gain or loss on such disposal is reflected in the income and expenditure account for the year ended. Depreciation methods, useful lives and residual values are reviewed at each reporting date and adjusted if appropriate.

#### 3.02 Financial Instruments

A financial instrument in any contract that gives rise to a financial asset of one entity and a financial liability or equity instrument of another entity.

##### 3.2.1 Financial Assets

Financial asset includes:

- (a) Accounts Receivables (Receivables from operation/ Other Receivables)  
Accounts receivables are recognized at the original invoice amount. Subsequent payments of amounts from the operators are credited to the receivable accounts.
- (b) Cash and Cash Equivalents  
Cash and cash equivalents comprise cash in hand and cash held at bank that are subject to an insignificant risk of changes in value and are used by management to meet its short-term commitments.

BTRC maintains five short-term deposit bank accounts, one security deposit bank account and other five savings bank accounts.

Sl. No.	Name of Bank	Branch Name	Account No.
1	Basic Bank Ltd.	Gulshan Branch, Dhaka	STD-2116-01-0000190
2	Sonali Bank Ltd.	Shilpo Bhaban, Corporate Branch	STD-161736000718
3	Trust Bank Ltd.	Millennium Corporate Branch Dhaka	STD-00220320000024
4	Basic Bank Ltd.	Gulshan Branch, Dhaka	STD-2116-01-0000307
5	Agrani Bank Limited	Amincourt Corporate Branch	STD-200016401110
6	Janata Bank Ltd.	JBC Branch, Dhaka	STD-004001476

In addition to the above, there are eight savings accounts, which have been opened with Sonali Bank Ltd. Sheraton Branch. Named -Social Obligation Fund Account, No. 1617036000726, Contributory Provident Fund, No. 2114010007064, Benevolent Fund Account, No. 4425534047617, Gratuity Fund account, No. 4425534047609, Group Insurance Account, No. 4425534045983, Leave Encashment Fund Account, No. 4426303000093 and Pension Fund Account, No. 4426303000086. And one security deposit account in Eastern Bank Ltd. No. 01011300000018

All collections are deposited to Bank account where from all expenses of the Commission are met.



## **Bangladesh Telecommunication Regulatory Commission**

### **Notes to the financial statements**

As at and for the year ended 30 June 2024

#### **3.03 Financial Liability**

##### **(a) Liabilities for Accrued Expenses**

Liabilities are recognized for amounts to be paid in future for the services received, whether or not billed by the service rendered.

#### **3.04 Payable to GOB Consolidated Fund**

As per Section-21 of the Bangladesh Telecommunication Act, 2001 (Act No. XVIII of 2001), any surplus money left after meeting all BTRC expenses shall be credited to the Consolidated Fund of the Republic. Hence, a payable to GOB Fund account is created at the end of each year for transferring such surplus amount.

#### **3.05 Satellite Launching Project**

This consists of the payments made from the Project's GoB Fund for the production and launching of Bangabandhu Satellite System. The same figure has been booked as costs of the Satellite System. The booked costs have been confirmed by the Project Completion Report as audited by Controller & Auditors General Director as on >>>> with some revisions thereof by the Project Team.

#### **3.06 Long Term Loan from HSBC**

This comprises of the term loan taken from HSBC France of € 155,000,000, over a tenure of 10 years, for payment to Thales Alenia Space France on behalf of BTRC for production and launching of the Bangabandhu Satellite System.

#### **3.07 Statement of Cash Flows**

Statement of Cash Flows is prepared and presented as per IAS-7 under indirect method.

#### **3.08 Revenue Recognition**

Application fees, license fees, license acquisition fees, license renewal fees, frequency charges, transfer fees, revenue sharing, fines for illegal operation, late fees etc. charged by BTRC are considered as revenue/income of BTRC. Revenues are recognized on accrual basis, except for some spectrum charges, ISP, DDCSP, VSAT and other revenues.

#### **3.09 Events after the Reporting Period**

Where necessary, events after the reporting period have been considered and appropriate adjustment/disclosure has been made in the financial statements as per IAS-10.

#### **3.10 Comparative Figures**

Comparative figures and account titles in the financial statements have been re-arranged and classified, where necessary, to conform with changes to the financial statement of the current year.

#### **3.11 General**

- (i) Figures appearing in these Financial Statements have been rounded off to the nearest Taka.





Notes	Particulars	Amount in Taka	
		30 June 2024	30 June 2023
<b>4.00</b>	<b>Property, Plant and Equipment</b>		
	<b>Cost:</b>		
	Opening Balance	1,578,174,573	1,291,345,683
	Add: Addition during the year	176,876,924	286,828,889
	Less: Disposal during the year	-	-
		<b>1,755,051,496</b>	<b>1,578,174,573</b>
	<b>Accumulated Depreciation:</b>		
	Opening Balance	560,029,519	354,216,522
	Add: Depreciation charged during the year	263,706,178	205,812,997
	Less: Depreciation charged on disposed asset	-	-
		<b>823,735,696</b>	<b>560,029,519</b>
	<b>Net Book Value</b>	<b>931,315,800</b>	<b>1,018,145,054</b>
	The summarized PPE schedule has been shown in Annexure-A followed by a detailed break-up of PPE in <b>Annexure-A1</b>		
<b>5.00</b>	<b>SRCB-IDA Credit 3790-BD Project Assets (IDA Part)</b>		
	<b>Cost:</b>		
	Opening Balance	455,631,100	455,631,100
	Add: Addition during the year	-	-
	Less: Disposal during the year	-	-
		<b>455,631,100</b>	<b>455,631,100</b>
	<b>Accumulated Depreciation:</b>		
	Opening Balance	426,465,248	397,299,395
	Add: Depreciation charged during the year	29,165,851	29,165,853
	Less: Depreciation charged on disposed asset	-	-
		<b>455,631,100</b>	<b>426,465,248</b>
	<b>Net Book Value</b>	<b>-</b>	<b>29,165,852</b>
	The summarized PPE schedule has been shown in Annexure-B followed by a detailed break-up of PPE in <b>Annexure-B1</b>		
<b>6.00</b>	<b>Advances, Deposits and PrePayments</b>		
	<b>Advances:</b>		
	Imprest Cash and Advances (Note-6.01)	458,000	447,000
	Advance for Traveling (Note-6.02)	1,539,168	1,539,168
	Advance for Others (Note-6.03)	2,939,000	2,079,700
	Satellite Project	20,000	20,000
	<b>Closing Balance</b>	<b>4,956,168</b>	<b>4,085,868</b>
<b>6.01</b>	<b>Imprest Cash and Advance</b>		
	Advance for security deposit	383,000	383,000
	Advance for imprest	5,000	20,000
	Advance for SMC Honorium	70,000	44,000
	<b>Sub- Total</b>	<b>458,000</b>	<b>447,000</b>
<b>6.02</b>	<b>Advance for Traveling</b>		
	Mr. Abdul Latif Siddique (Former Minister)	24,164	24,164
	Mrs. Wahida Musarat Anita	193,159	193,159
	Urmi Tamanna	334,793	334,793
	Mr. Kamrul Hasan	334,793	334,793
	Mr. Md. Khurshed Alam Khan	334,793	334,793
	Mr. Abu Oyadud	317,466	317,466
	<b>Sub- Total</b>	<b>1,539,168</b>	<b>1,539,168</b>
<b>6.03</b>	<b>Advance to Others</b>		
	M/s. Padda Traders	150,000	150,000
	Trust Filling Station	140,000	140,000
	Zone Captain, Dhaka Metro Ansar South Zone, Dhaka	-	-
	Md Shohel Rana, Director (S.M)	125,000	125,000
	Dr. Musfiq Mannan Choudhury, FIDM, FCIM	70,000	70,000
	Aftab Md Rashedul Wadud	120,000	120,000
	M A Taleb Hossain	-	100,000
	MD Nesar Ahmed	-	24,700
	Sheikh Islamul Haque	-	300,000
	Masud Al Islam	-	25,000
	Z A Rasel	-	25,000



Notes	Particulars	Amount in Taka	
		30 June 2024	30 June 2023
	Mohammad Aminul Islam	10,000	10,000
	Anudip Autos Limited	990,000	990,000
	Lt. Col. SM Rezaur Rahman, Director (SS)	50,000	-
	Sajeda Parvin, Director (LL)	50,000	-
	Md. Aminul Islam, Commissioner (LL)	70,000	-
	Md. Israfil Haque, SAD (SM)	24,000	-
	Selina Parvin, SAD (FAR)	70,000	-
	Tareq Hasan Siddiqui, Director (LL)	50,000	-
	Nur E Khaza AL Amin, Commission Secretary	70,000	-
	Shahidur Rahman, DD(Admin)	80,000	-
	Brig. Gen. Md. General, DG (E&O)	70,000	-
	Md. Nurul Hafiz	300,000	-
	Shahjalal CNG Ltd	100,000	-
	Eureka Enterprize	400,000	-
	<b>Sub- Total</b>	<b>2,939,000</b>	<b>2,079,700</b>
<b>7.00</b>	<b>Receivables from Operators</b>		
	Opening Balance	5,020,174,057	4,183,947,136
	Add: Receivable during the year (Note-7.01)	9,451,925,480	5,062,103,700
		<b>14,472,099,537</b>	<b>9,246,050,836</b>
	Less: Received during the year (Note-7.02)	9,707,527,321	4,225,876,779
	<b>Closing Balance</b>	<b>4,764,572,216</b>	<b>5,020,174,057</b>
<b>7.01</b>	<b>Receivables During the Year</b>		
	Revenue Sharing (NTTN)	78798117	232,482,609
	Revenue Sharing (TSC)	342592580	281,082,141
	Revenue Sharing - Mobile Operators	8,853,708,279	4,548,538,950
	Revenue Sharing (IIG)	176826504	-
	<b>Sub-Total</b>	<b>9,451,925,480</b>	<b>5,062,103,700</b>
<b>7.02</b>	<b>Received during the year</b>		
	Revenue Sharing (IGW)-BTCL	-	4,225,876,779
	Revenue Sharing - Mobile Operators	9,193,962,571	
	Revenue Sharing (NTTN)	70,870,986	
	Revenue Sharing (TSC)	281,082,141	
	Revenue Sharing- (IIG)	161,611,623	
	<b>Sub-Total</b>	<b>9,707,527,321</b>	<b>4,225,876,779</b>
<b>8.00</b>	<b>Other Receivables</b>		
	<b>Opening Balance:</b>		
	Sonali Bank Ltd. Dhaka Cantt. Branch	-	57,323
	Trust Bank Ltd. Millennium Branch	-	116,076
	Janata Bank Ltd. JBC Branch	-	3,828,179
	Bangladesh Krishi Bank	-	1,100
	Agrani Bank Ltd., JBC Branch	1,336,012	-
		<b>1,336,012</b>	<b>4,002,678</b>
	<b>Add: Receivable during the year</b>		
	Janata Bank Ltd., JBC Branch	-	-
	Janata Bank Ltd., JBC Branch	-	-
	Agrani Bank Ltd., JBC Branch	-	1,336,012
		<b>-</b>	<b>1,336,012</b>
	<b>Less: Received/Adjustment during the year</b>		
	Janata Bank Ltd. JBC Branch	-	3,828,179
	Trust Bank Ltd. Millennium Branch	-	116,076
	Sonali Bank Ltd. Dhaka Cantt. Branch	-	57,323
	Bangladesh Krishi Bank	-	1,100
		<b>-</b>	<b>4,002,678</b>
	<b>Closing Balance</b>	<b>1,336,012</b>	<b>1,336,012</b>





Notes	Particulars	Amount in Taka	
		30 June 2024	30 June 2023
9.00	<b>Cash and Cash Equivalents</b>		
	Cash in Hand	-	-
	<b>Cash at Bank:</b>		
	BTRC accounts, STD Accounts (Note-9.01)	1,169,261,928	1,565,818,132
	BTRC accounts, Savings Accounts (Note- 9.02)	3,028,758,445	2,829,205,486
	BTRC Security Deposit Account (Note - 9.03)	23,374,294	22,705,450
	BTRC FDR Accounts (Note-9.04)	254,000,000	254,000,000
	<b>Closing Balance</b>	<b>4,475,394,667</b>	<b>4,671,729,068</b>
9.01	<b>BTRC accounts, STD Accounts</b>		
	<b>Account No.</b>		
	Basic Bank Ltd. (Br. Gulshan)	2116-01-0000190	353,057,583
	Trust Bank Ltd. (Br. Millennium Corp.)	0022-0320000024	169,464
	Sonali Bank PLC (Br. Shilpa Bhaban Corp.)	1617036000718	6,103,160
	Janata Bank Ltd. (Br. JBC)	4001476	175,422,258
	Agrani Bank Limited (Br. Amincourt Cor.)	200016401110	634,484,380
	Basic Bank Ltd. (Employees Incentive Bonus) (Br.	2116-01-0000307	25,083
	<b>Sub-Total</b>	<b>1,169,261,928</b>	<b>1,565,818,132</b>
9.02	<b>BTRC accounts, Savings Accounts</b>		
	<b>Account No.</b>		
	Benevolent Fund Account (Sonali Bank PLC, Sheraton)	4425534047617	7,139,547
	Pension Fund Account (Sonali Bank PLC, Ramna Corp.)	442630300086	2,440,137,207
	Gratuity Fund Account (Sonali Bank PLC, Sheraton)	4425534047609	287,064,187
	Group Insurance Account (Sonali Bank PLC, Sheraton)	4425534045983	201,367,778
	Leave Encashment (Sonali Bank PLC, Sheraton)	442630300093	93,049,727
	<b>Sub-Total</b>	<b>3,028,758,445</b>	<b>2,829,205,486</b>
9.03	<b>BTRC Security Deposit Account</b>		
	<b>Account No.</b>		
	Eastern Bank (Principal Br.)	1011300000018	23,374,294
	<b>Sub-Total</b>	<b>23,374,294</b>	<b>22,705,450</b>
9.04	<b>BTRC accounts, FDR Accounts</b>		
	<b>Name of Bank</b>		
	<b>Account No.</b>		
	Padma Bank Ltd. (Br. Bashundhara)	0124200256976	40,000,000
	Padma Bank Ltd. (Br. Bashundhara)	0124200266037	50,000,000
	Padma Bank Ltd. (Br. Imamganj)	0124200257031	30,000,000
	Padma Bank Ltd. (Br. Imamganj)	0124200266163	50,000,000
	Padma Bank Ltd. (Br. Mirpur)	0124200257045	30,000,000
	Padma Bank Ltd. (Br. Motijheel)	0124200256772	30,000,000
	Padma Bank Ltd. (Br. Motijheel)	0124200250828	24,000,000
	<b>Sub-Total</b>	<b>254,000,000</b>	<b>254,000,000</b>
10.00	<b>Project (SRCB-IDA 3790-BD) Fund</b>		
	Project (SRCB-IDA-3790-BD) Fund	455,631,100	455,631,100
	<b>Closing Balance</b>	<b>455,631,100</b>	<b>455,631,100</b>
11.00	<b>Benevolent Reserve Fund</b>		
	Opening Balance	6,413,054	5,169,672
	Add: Addition during the year	3,230,541	3,352,222
		<b>9,643,595</b>	<b>8,521,894</b>
	Less: Adjustment during the year	2,504,198	2,108,840
	<b>Closing Balance</b>	<b>7,139,397</b>	<b>6,413,054</b>
12.00	<b>Gratuity Reserve Fund</b>		
	Opening Balance	247,321,745	214,707,651
	Add: Addition during the year	40,318,472	39,023,504
		<b>287,640,217</b>	<b>253,731,155</b>
	Less: Adjustment during the year	576,030	6,409,410
	<b>Closing Balance</b>	<b>287,064,187</b>	<b>247,321,745</b>



Notes	Particulars	Amount in Taka	
		30 June 2024	30 June 2023
<b>13.00 Group Insurance Fund</b>			
	Opening Balance	176,622,865	152,214,023
	Add: Addition during the year	24,795,563	24,459,592
		<b>201,418,428</b>	<b>176,673,615</b>
	Less: Adjustment during the year	50,750	50,750
	<b>Closing Balance</b>	<b>201,367,678</b>	<b>176,622,865</b>
<b>14.00 Pension fund</b>			
	Opening Balance	2,328,030,619	1,947,751,002
	Add: Addition during the year	112,106,588	380,279,617
		<b>2,440,137,207</b>	<b>2,328,030,619</b>
	Less: Adjustment during the year	-	-
	<b>Closing Balance</b>	<b>2,440,137,207</b>	<b>2,328,030,619</b>
<b>15.00 Leave Encashment Reserve Fund</b>			
	Opening Balance	70,816,954	49,984,695
	Add: Addition during the year	22,409,395	21,672,956
		<b>93,226,349</b>	<b>71,657,651</b>
	Less: Adjustment during the year	176,622	840,697
	<b>Closing Balance</b>	<b>93,049,727</b>	<b>70,816,954</b>
<b>16.00 Capital Expenditure Fund</b>			
	Opening Balance	(6,971,057,962)	(8,617,854,007)
	Add: Addition during the year	1,942,807,779	1,646,796,044
		<b>(5,028,250,184)</b>	<b>(6,971,057,962)</b>
	Less: Adjustment during the year	292,872,029	-
	<b>Closing Balance</b>	<b>(5,321,122,213)</b>	<b>(6,971,057,962)</b>
<b>17.01 Long term loan from HSBC Net off Current Maturity</b>			
	Opening Balance	9,130,829,293	9,157,683,770
	Add: Addition due to foreign exchange loss	-	1,568,091,527
	Less: Repayment made during the year	1,765,930,854	1,594,946,005
	Less: Current Portion of Long term loan from HSBC	1,921,277,853	-
	<b>Closing Balance</b>	<b>5,443,620,585</b>	<b>9,130,829,293</b>
<b>17.02 Current Portion of Long term loan from HSBC</b>			
	Opening Balance	-	-
	Add: Addition during the year	1,921,277,853	-
	Less: Repayment during the year	-	-
	<b>Closing Balance</b>	<b>1,921,277,853</b>	<b>-</b>
<b>18.00 Accounts Payable</b>			
	Payable to Others	86,679,229	104,265,073
	Payable for Provident Fund	-	(5,603)
	Security Deposit (Note: 18.01)	11,652,511	11,324,348
	<b>Closing Balance</b>	<b>98,331,740</b>	<b>115,583,818</b>
<b>18.01 Security Depositors A/C</b>			
	Navana CNG Limited	2,061,100	2,061,100
	Pacific Motors Ltd.	89,400	89,400
	Security Depositors A/C	9,448,301	9,120,138
	Easha Enterprise	30,710	30,710
	NIX Operator- Kloud Technologies Ltd.	23,000	23,000
	<b>Sub-Total</b>	<b>11,652,511</b>	<b>11,324,348</b>
<b>19.00 Accrued Expenses</b>			
	Audit Fee	-	125,000
	Communication Expenses	868,236.88	409,557
	Legal Expense	-	408,589
	Repair & Maintenance-Micro	-	1,009,794
	Computer Software	-	292,633
	Electricity & Gas	-	995,473





Notes	Particulars	Amount in Taka	
		30 June 2024	30 June 2023
	Advertisement & Publicity	-	204,816
	Miscellaneous Expense	-	24,700
	Vehicle registration, Insurance & Tax	-	39,040
	Vehicle rent Expense	598,183	622,368
	Satellite Revenue Expenses	-	-
	Postal service and Newspaper	11,915	23,371
	Office Rent	-	8,254,125
	Overtime Expenses	680,139	-
	Fuel Expenses-GIP# Sha-11-0746	339,522	-
	Fuel Expenses-GIP# Ga-11-3933	364,433	790,881
	Seminar & Workshop Expenses	-	-
	Cleaning expenses	288,575	-
	Office furnishing expenses	45,875	-
	Duties & Taxes & VAT	1,552,388	8,742,227
	<b>Closing Balance</b>	<b>4,749,267</b>	<b>21,942,574</b>
<b>20.00</b>	<b>Advance Income from others</b>		
	Prepaid Revenue (Call Center)	27,510	27,510
	Prepaid Revenue	3,000	3,000
	Advance from/Prepaid for Fees and Charges	76,532	76,532
	<b>Closing Balance</b>	<b>107,042</b>	<b>107,042</b>
<b>21.00</b>	<b>Payable to GOB Consolidated Fund</b>		
	Opening Balance	5,162,394,808	10,768,598,227
	<b>Add:</b> Excess of income over expenditure	43,283,762,234	38,361,492,625
	Depreciation transferred to GOB	292,872,029	-
		<b>48,739,029,071</b>	<b>49,130,090,852</b>
	<b>Less:</b> Loan Repayment	1,765,930,854	-
	Capital expenditure during the year	176,876,924	-
	Transferred to GOB during the year	42,250,000,000	43,967,696,044
	<b>Closing Balance</b>	<b>4,546,221,293</b>	<b>5,162,394,808</b>
<b>22.00</b>	<b>Fees and Charges</b>		
	Appication/Evaluation Fee (Note-22.01)	12,032,190	21,569,587
	License Acquisition Fee (Note-22.02)	36,935,000	435,888,016
	License Fee (Note-22.03)	1,439,785,211	1,465,112,835
	Spectrum Charges (Note-22.04)	20,375,534,604	17,909,252,310
	Revenue Sharing (Note-22.05)	20,319,343,057	20,750,317,578
	Share Transfer Fee (Note-22.06)	38,815,086	16,493,769
	<b>Closing Balance</b>	<b>42,222,445,148</b>	<b>40,598,634,095</b>
<b>22.01</b>	<b>Appication/Evaluation Fee</b>		
	ISP	8,759,825	4,768,075
	Call Center	460,000	90,000
	SMS Agrigator	-	145,000
	IPTSP	60,000	45,000
	A2P	5,000	-
	ICX Operator	-	13,702,512
	NTTN	100,000	-
	VTs Operator	75,000	75,750
	IGW Operator	-	200,000
	TVAS Operator	250,000	25,000
	Form/Processing (ISP)	-	135,500
	Form/Processing (E & O)	170,000	240,000
	Form/Processing/Evaluation Fee	5,000	25,000
	Form/Processing Fee (SM)	2,122,365	1,967,750
	Form fee/Processing fee (SS)	5,000	-
	License Application/Evaluation (Call Center)	-	145,000
	License Application (Others)	20,000	5,000
	<b>Sub-Total</b>	<b>12,032,190</b>	<b>21,569,587</b>



Notes	Particulars	Amount in Taka	
		30 June 2024	30 June 2023
<b>22.02</b>	<b>License Acquisition Fees:</b>		
	IPTSP	1,000,000	3,600,000
	ISP Operator	1,125,000	5,525,000
	Short Code	300,000	-
	NTTN	30,000,000	-
	VTs	4,500,000	1,200,000
	(VTs)-Auto AC BD	-	500,000
	IGW	-	123,863,016
	TVAS Operator	-	100,000
	Mobile	-	-
	A2P SMS	-	1,100,000
	NIX operator-Submarine Cable System	10,000	300,000,000
	<b>Sub-Total</b>	<b>36,935,000</b>	<b>435,888,016</b>
<b>22.03</b>	<b>License Fee</b>		
	ISP Operators	49,211,533	57,149,947
	VSAT Operators	1,375,575	1,794,460
	VSP Operators	100,000	-
	VTs Operators	4,551,109	5,634,652
	Video Conference	6,700,000	6,505,000
	Short Code	39,822,488	44,665,032
	ICX Operator	194,300,586	230,299,355
	IGW Operator	272,556,951	249,076,296
	IIG Operator	8,619,566	8,765,960
	PSTN Operators	-	10,000,000
	Call Centre	-	15,000
	IPTSP Operator	16,974,498	20,360,250
	ITC Operator	35,585,339	25,000,000
	NTTN Operator	15,000,000	12,750,000
	NIX Operator	70,000	10,000
	MPLS Service	1,460,000	1,450,000
	International Toll Free Service (ITFS)	5,000	20,000
	Local Toll Free Service(LTFS)	203,000	117,500
	Submarine Cable Operator	120,000,000	30,000,000
	IPRS	2,000,000	1,000,000
	Tower Sharing	200,000,000	277,751,141
	MNP Operator	2,500,000	-
	License Fee (Mobile Operators) (Note-22.03.01)	444,619,566	432,000,000
	License Renewal Fee (Note-22.03.02)	24,130,000	50,748,242
	<b>Sub-Total</b>	<b>1,439,785,211</b>	<b>1,465,112,835</b>
<b>22.03.01</b>	<b>License Fee (Mobile Operators)</b>		
	Banglalink	162,000,000	135,000,000
	Robi Axiata Limited	147,619,566	135,000,000
	Grameenphone Limited	135,000,000	162,000,000
	<b>Sub-Total</b>	<b>444,619,566</b>	<b>432,000,000</b>
<b>22.03.02</b>	<b>License Renewal Fee</b>		
	ICX Operator	-	27,525,116
	ISP Operator	23,110,000	22,620,500
	(IIG)-Mango Teleservices Ltd	-	137,626
	Call Center	420,000	465,000
	VSAT operator	600,000	-
	<b>Sub-Total</b>	<b>24,130,000</b>	<b>50,748,242</b>
<b>22.04</b>	<b>Spectrum Charges</b>		
	Amateur Radio	1,170,550	237,400
	Community radio	285,100	315,115
	Government Organizations	84,270,025	117,798,842
	Radio Channel	16,132,221	18,697,300
	TV Channel	646,559,825	471,016,525
	Walki Talki & Radio Equipment	20,611,564	17,411,278
	ISP Operators	20,286,175	13,770,550
	Mobile Operators	19,342,399,690	16,908,857,588





Notes	Particulars	Amount in Taka	
		30 June 2024	30 June 2023
	VSAT Operators	8,149,360	12,970,575
	Internet of Things (IOT)- Enlistment Fee	750,000	750,000
	Vendor Enlistment Fee	25,602,750	21,628,300
	Others company	550	1,385,400
	DTH Operator	167,344,380	311,020,473
	Aeronautical & Maritime	10,979,718	13,392,964
	Aeronautical	4,992,696	-
	Satellite	26,000,000	-
	<b>Sub-Total</b>	<b>20,375,534,604</b>	<b>17,909,252,310</b>
<b>22.05</b>	<b>Revenue Sharing</b>		
	Revenue Sharing (PSTN Operators) (Note-22.05.01)	3,321,745	529,727
	Revenue Sharing (Mobile operators) (Note-22.5.02)	13,716,075,392	14,096,682,104
	VSP Operator	-	20,453
	VTs Operator	6,480,614	5,733,111
	TSC Operator	1,301,825,133	1,324,804,383
	TVAS Operator	86,491,221	109,345,883
	ITC Operator	35,044,983	21,197,227
	IPTSP Operator	9,611,083	6,653,551
	A2P Operator	9,200,872	37,056
	NTTN Operator	462,319,282	490,780,349
	ICX Operator	2,250,274,254	1,938,931,763
	IGW Operator	1,053,899,108	1,501,614,323
	IIG Operator	1,099,644,263	1,253,987,648
	MNP Operator	5,320,059	-
	Submarine cable	279,835,048	-
	<b>Sub-Total</b>	<b>20,319,343,057</b>	<b>20,750,317,578</b>
<b>22.05.01</b>	<b>Revenue Sharing (PSTN Operators)</b>		
	Bangla Phone Ltd.	317,445	341,360
	BTCL	3,004,300	3,494
	Rangs Telecom Ltd.	-	184,873
	<b>Sub-Total</b>	<b>3,321,745</b>	<b>529,727</b>
<b>22.05.02</b>	<b>Revenue Sharing (Mobile Operators)</b>		
	Banglalink	2,849,859,902	2,361,059,334
	Robi Axiata Limited	3,771,389,173	3,511,747,044
	Grameenphone Ltd.	7,094,826,317	8,223,875,726
	<b>Sub-Total</b>	<b>13,716,075,392</b>	<b>14,096,682,104</b>
<b>22.06</b>	<b>Share Transfer Fee</b>		
	IIG Operator	761,083	1,359,325
	NIX Operator	-	14,025
	Submarine Cable System	143,478	5,500
	ISP Operator	275,740	448,250
	NTTN Operator	37,442,285	-
	Tower Sharing Operator	-	14,666,669
	A2P Operator	55,000	-
	IGW Operator	137,500	-
	<b>Sub-Total</b>	<b>38,815,086</b>	<b>16,493,769</b>
<b>23.00</b>	<b>Administrative Fines and Late Fees</b>		
	<b>A. Administrative Fines:</b>		
	Call Center	-	535,800
	(Walkie-Talkie)-Active Se-& IT S	-	10,000
	(Vendor)-Vibrant Software BD Ltd	-	1,500,000
	IIG Operators	2,900,000	1,000,000
	(Vendor)-MM Enterprise	-	50,000
	IPTSP Operators	6,242,988	1,023,192
	(IOT)-Proescinal Technology	-	10,000
	TVAS Operators	8,175,799	3,300,000
	JibonDhara Solutions Ltd.(ICX)	-	25,000
	Grameenphone Ltd	-	43,478,388
	Banglalink	-	1,350,000
	Robi Axiata Ltd	-	18,000,000



Notes	Particulars	Amount in Taka	
		30 June 2024	30 June 2023
	Teletalk	-	5,000,000
	South Bangla Computers	-	50,000
	BREB	-	5,000
	(Vendor)-Golden Maritime Techno	-	15,000
	IPRS	50,000	50,000
	ISP Operator	6,215,000	13,810,000
	A2P Operator	500,000	-
	ICX-M&H Telecom	25,000	-
	(RFID Tag Reader)Tropical Knitex	100,000	-
	<b>Sub-Total</b>	<b>24,208,787</b>	<b>89,212,380</b>
	<b>B. Late Fees:</b>		
	NTTN operator	375,000	663,935
	VSAT operator	219,498	488,097
	Tower Sharing	8,096	6,609,050
	PSTN Operators	556	423
	Others	24,750	-
	Others (SM)	3,271,865	1,574,212
	Call Center	3,720	5,450
	NIX Operators	3,087	-
	Vendor SM	99,002	-
	ISP Operators	8,600,013	4,085,771
	ISP (SM)	389,265	531,000
	VTs Operators	289,627	563,710
	IPTSP Operators	2,352,455	3,493,705
	TVAS Operators	4,066,840	7,508,947
	VSP Operator	7,644	-
	ITC Operators	1,165,314	3,269,022
	ICX Operators	7,502,795	4,195,259
	IGW Operators	153,540,350	80,974,883
	IIG Operators	35,332,488	49,516,495
	VSAT(LL)	-	143,061
	A2P SMS Agrigator	759,396	-
	Beximco Communications Ltd	-	57,518,231
	MNP Operators	1,648,568	378,698,024
	Mobile Operators	185,947,265	-
	<b>Sub-Total</b>	<b>405,607,594</b>	<b>599,839,274</b>
	<b>Grand Total (A+B)</b>	<b>429,816,381</b>	<b>689,051,654</b>
24.00	<b>Audit Finding Revenue</b>		
	Audit Findings Revenue (MOB)-Banglalink	1,491,662,921	-
	<b>Closing Balance</b>	<b>1,491,662,921</b>	<b>-</b>
25.00	<b>Finance Income</b>		
	Interest received from Short Term Deposits (Note-25.01)	186,444,023	185,465,337
	Interest received from FDR (Note-25.02)	-	10,454,934
	Interest on Security Deposit (Note-25.03)	462,915	452,778
	<b>Closing Balance</b>	<b>186,906,938</b>	<b>196,373,049</b>
25.01	<b>Interest Received From Short Term Deposits(STD)</b>		
	<b>Bank Name</b>	<b>Account No.</b>	
	Basic Bank Ltd. (Br. Gulshan)	2116-01-0000190	80,745,404
	Trust Bank Ltd. (Br. Millennium)	0022-0320000024	54,802
	Janata Bank Ltd. (Br. JBC)	004001476	17,888,196
	Basic Bank Ltd. Incentive Bonus (Br. Gulshan)	2116-01-0000307	964
	Agrani Bank Limited (Br. Amin Court)	200016401110	87,643,653
	Sonali Bank Ltd. (Br. Shilpo Bhaban)	1617036000718	111,005
	<b>Sub-Total</b>	<b>186,444,023</b>	<b>185,465,337</b>
25.02	<b>Interest Received From FDR</b>		
	Farmers Bank Ltd. Imamgonj Br.	-	10,403,425
	Trust Bank, Millennium Branch	-	51,509
	<b>Sub-Total</b>	<b>-</b>	<b>10,454,934</b>





Notes	Particulars	Amount in Taka	
		30 June 2024	30 June 2023
<b>25.03</b>	<b>Interest on Security Deposit</b>		
	Eastern Bank Ltd. Principal Branch	462,915	452,778
	<b>Sub-Total</b>	<b>462,915</b>	<b>452,778</b>
<b>26.00</b>	<b>Other Income</b>		
	Local Toll Free Charges	-	181,930
	Sale of Newspaper & Schedule Form	488,800	228,000
	Earnings from Vehicle Usage	253,429	146,153
	Vehicle Insurance Fee-Sadharan Bima Corporation	904,000	-
	Sale of Old Assets	9,345,499	1,634,923
	Biomatric SIM Verify Fee-BCC	-	7,145,092
	Part Time Teaching Fee	18,270	21,600
	Merger Fee	-	886,700
	Miscellaneous Income	1,323,737	44,396
	Exam fee of BTRC Employee Recruitment	3,115,000	622,500
	Sale of Mice. Items	234,163	-
	<b>Closing Balance</b>	<b>15,682,897</b>	<b>10,911,294</b>
<b>27.00</b>	<b>Salary and Benefits</b>		
	Festival Bonus (Commissioner)	1,157,500	777,500
	Commissioner's Salary	8,953,314	9,066,363
	Officer's Salary	195,571,928	193,114,057
	Staffs Salary	61,214,741	58,342,291
	Festival Bonus (Officers)	15,315,920	15,691,740
	Festival Bonus (Staffs)	4,597,000	4,586,070
	Overtime (Staff)	8,995,599	6,994,708
	Officer's Salary-PRL	338,844	-
	Tiffin Allowance	159,375	-
	<b>Closing Balance</b>	<b>296,304,221</b>	<b>288,572,729</b>
<b>28.00</b>	<b>Provident Fund Revenue Expenses</b>		
	Officers	24,453,943	22,045,473
	Staffs	8,463,390	7,802,479
	<b>Closing Balance</b>	<b>32,917,333</b>	<b>29,847,952</b>
<b>29.00</b>	<b>Repairs and Maintenance</b>		
	Office Equipment	379,486	518,559
	Vehicles	6,898,785	5,920,868
	Furniture & Fixture	66,155	4,400
	Computer & Printer	33,800	111,392
	Telecom Equipment	2,352,509	-
	<b>Closing Balance</b>	<b>9,730,735</b>	<b>6,555,219</b>
<b>30.00</b>	<b>Travelling Expenses</b>		
	Domestic	1,781,281	1,699,083
	Overseas	-	-
	<b>Closing Balance</b>	<b>1,781,281</b>	<b>1,699,083</b>
<b>31.00</b>	<b>Fuel Expense(Petrol and CNG)</b>		
	Car	3,075,248	2,997,944
	Jeep	1,574,401	1,792,539
	Honda	45,605	33,204
	Micro	3,383,550	3,819,419
	Pickup	782,180.00	647,456
	Others	244,697	-
	<b>Closing Balance</b>	<b>9,105,682</b>	<b>9,290,562</b>



Notes	Particulars	Amount in Taka	
		30 June 2024	30 June 2023
32.00	<b>Electricity, Water and Gas</b>		
	Electricity and Gas	24,881,428	8,123,263
	Water and WASA	692,692	722,185
	<b>Closing Balance</b>	<b>25,574,120</b>	<b>8,845,448</b>
33.00	<b>General and Administrative Expenses</b>		
	Books and Periodicals	73,000	11,270
	Festival Bonus (Bangla New Year)	2,076,991	2,095,730
	Digital Fare	-	12,208,019
	Gratuity Expenses	35,000,000	35,000,000
	Office Transfer Expense	1,499,655	4,780,294
	CNG Conversion Expenses	493,350	190,800
	Cultural Activities Expense	5,012,996	591,184
	Dresses for Staffs	847,416	583,046
	Entertainment expense	3,000,000	1,897,735
	Group Insurance Expense	19,982,000	19,962,300
	Honorarium Allowance	7,642,951	7,442,470
	House Rent for Monitoring Station (Ansar)	191,660	249,158
	Innovation Expenses	234,020	428,000
	Medical Treatment	10,754,642	10,465,889
	Monitoring and Intelligence Service	5,000,000	1,900,000
	Office Furnishing Expense	695,950	424,800
	Operation & maintenance support	6,791,928	23,231,148
	Postal service and Newspaper	153,494	142,562
	Security Guard Expense	14,353,050	11,974,787
	Stamps and Seal Expense	95,325	93,001
	Subscription to ITU, APT and CTO	6,483,778	15,476,704
	Survey & Evaluation Expenses	799,240	489,200
	Washing Charge	37,106	37,114
	Welfare Fund Expense	2,500,000	2,500,000
	Audit & Other Consultancy Fee	54,658	48,401,250
	Advertisement & Publicity Exp.	816,809	955,752
	Communication Expenses	10,402,920	8,843,857
	Computer Software	2,349,842	2,975,831
	Incentive Bonus/Reward	10,875,730	-
	Land Development Tax	10,452,953	-
	Leave Encashment Expenses	20,000,000	20,000,000
	Legal Expenses	15,083,587	14,469,870
	Miscellaneous Expenses	889,049	770,737
	Outsourcing Wages	4,273,736	4,337,868
	Pension Expenses	-	300,000,000
	Recreation Allowance	1,937,030	4,644,670
	Seminar & Workshop Expenses	14,149,074	2,986,747
	Vehicle Registration, Insurance & Tax	783,390	116,619
	Office rent expense	2,266,306	99,049,500
	Vehicle rent	8,347,758	8,973,859
	Shuddhachar Expenses	333,900	169,100
	Audio, Video & Film Making Expenses	952,484	258,550
	Inspection Expenses	1,968,443	424,918
	Cleaning Expenses	3,090,723	-
	<b>Closing Balance</b>	<b>232,746,945</b>	<b>669,554,341</b>
34.00	<b>Satellite Revenue Expenses/(gain)</b>		
	Satellite Revenue Expenses/(gain)	154,416,463	1,879,526,722
	<b>Closing Balance</b>	<b>154,416,463</b>	<b>1,879,526,722</b>
35.00	<b>Training Expenses</b>		
	Domestic	1,308,431	1,367,790
	Overseas	-	-
	<b>Closing Balance</b>	<b>1,308,431</b>	<b>1,367,790</b>





Notes	Particulars	Amount in Taka	
		30 June 2024	30 June 2023
36.00	<b>Printing, Publication &amp; Stationery</b>		
	Office Stationary	4,682,008	2,193,119
	Printing and Publication	1,124,867	796,098
	<b>Closing Balance</b>	<b>5,806,875</b>	<b>2,989,217</b>
37.00	<b>Finance Expenses</b>		
	Bank Charges & Commission	187,938	249,554
	<b>Closing Balance</b>	<b>187,938</b>	<b>249,554</b>



**38.00 Social Obligation Fund (SOF)**

A Social Obligation Fund has been introduced by the Commission in accordance with provision of section 21 Ka of the Act of Parliament (Act No. XVIII of 2001) of Bangladesh Telecommunication Act, 2001 (as amended on 1st August, 2010). The position of Social Obligation Fund (SOF) as on 30 June, 2023 is as follows:

<b>Opening balance</b>	<b>20,011,658,363</b>
<b>Add: Fund Received during the period:</b>	
Robi Axieta Bangladesh Ltd.	688,255,076
Banglalink Bangladesh Ltd.	455,088,044
Grammenphone Ltd.	1,317,781,279
Teletalk	19,451,603
Edotco	191,939,113
AB Hightech	1,741,033
TVAS Operator	18,907,026
A2P	1,676,087
Summit Towers Ltd	26,007,221
Kirtonkhola Tower	5,828,402
IIG Operator	6,606,861
IPTSP	613,552
ITC	3,007,278
NTTN	12,293,843
VTs	654,961
Late Fee	41,338
MNP	967,283
	<b>2,750,859,998</b>
<b>Add: Interest Income</b>	<b>457,527,240</b>
<b>Less: Fund transferred to SOF Committee</b>	<b>3,167,494,353</b>
<b>Closing Balance</b>	<b>20,052,551,248</b>

Audit report of the Social Obligation Fund (SOF) has been submitted under a separate cover.

**39.00 Contributory Provident Fund (CPF)**

The CPF has been introduced by an office order dated 05-12-2005 as per decision of the 40th Meeting of the Commission. The resolution confirms that all the employed officers and staff of BTRC shall deposit 10% of his / her basic salary into CPF, and the same amount shall be deposited by the Commission in his/her account. The balance of Contributory Provident Fund as on 30 June, 2023 are as follows:

<b>Fund Accounts:</b>	
BTRC Contribution	173,162,581
Employees Contribution	84,356,792
	<b>257,519,373</b>
<b>Contributory Provident Fund (Non-Contribution Surplus)</b>	
Opening balance	43,343,551
Add: Transferred from statement of income and expenditure	9,989,267
Forfiture Account	65,436
Closing balance	<b>53,398,254</b>
<b>Total Fund and Liabilities</b>	<b>310,917,627</b>

Audit report of the Contributory Provident Fund has been submitted under a separate cover.





**Bangladesh Telecommunication Regulatory Commission**  
Schedule of Property, Plant and Equipment  
As at 30 June, 2024

Annexure-A

Sl. No.	Description	COST				Rate of Dep.	DEPRECIATION				Net Book Value as on 30.06.2024
		Balance as on 01.07.2023	Addition during the year	Adjustment during the year	Balance as on 30.06.2024		Balance as on 01.07.2023	Charged During the year	Adjustment during the year	Balance as on 30.06.2024	
01	Land	21,166,538	-	-	21,166,538	-	-	-	-	-	21,166,538
02	Furniture and Fixture	24,927,459	2,173,008	-	27,100,467	10%	17,727,833	830,646	-	18,558,479	8,541,987
03	Office Equipment	48,185,960	3,161,382	-	51,347,342	20%	44,918,658	1,535,955	-	46,454,612	4,892,730
04	Computer and Printer	40,702,848	12,771,591	-	53,474,439	20%	32,351,358	3,028,852	-	35,380,210	18,094,229
05	Vehicles	136,665,972	48,591,795	-	185,257,767	12.5%	120,470,383	8,149,843	-	128,620,226	56,637,541
06	Office Decoration	39,249,574	-	-	39,249,574	20%	38,738,061	189,476	-	38,927,537	322,037
07	Electrical Equipment	6,154,676	-	-	6,154,676	20%	6,103,047	13,644	-	6,116,691	37,985
08	Fire Extinguisher	3,739,620	-	-	3,739,620	20%	3,728,147	11,473	-	3,739,620	-
09	LAN Network Equipment	8,861,234	602,235	-	9,463,469	20%	7,973,142	442,406	-	8,415,548	1,047,921
10	Garage Making (Civil)	891,995	-	-	891,995	5%	569,956	44,600	-	614,556	277,440
11	Land Development (Civil)	7,445,036	-	-	7,445,036	5%	4,131,834	375,346	-	4,507,180	2,937,856
12	Telecom Equipment	1,240,183,662	109,576,913	-	1,349,760,575	20%	283,317,100	249,083,938	-	532,401,038	817,359,537
<b>Balance as on 30 June, 2024</b>		<b>1,578,174,573</b>	<b>176,876,924</b>	<b>-</b>	<b>1,755,051,496</b>		<b>560,029,519</b>	<b>263,706,178</b>	<b>-</b>	<b>823,735,696</b>	<b>931,315,800</b>
<b>Balance as on 30 June, 2023</b>		<b>1,291,345,683</b>	<b>286,828,889</b>	<b>-</b>	<b>1,578,174,573</b>		<b>354,216,522</b>	<b>205,812,997</b>	<b>-</b>	<b>560,029,518</b>	<b>1,018,145,054</b>



**Bangladesh Telecommunication Regulatory Commission**  
**Schedule of SRCB Project's Assets IDA Part**  
As at 30 June, 2024

Annexure-B

Sl. No.	PARTICULARS	COST				Rate of Dep.	DEPRECIATION					Net Book Value as on 30.06.24
		Balance as on 01.07.2023	Addition during the year	Disposal during the year	Balance as on 30.06.2024		Balance as on 01.07.2023	Charged During the year	Disposal/Adjustment during the year	Transfer to BTRC project (Gob) Part	Balance as on 30.06.2024	
1	Computer and Printer	1,252,777	-	-	1,252,777	20%	1,252,777	-	-	-	1,252,777	-
2	Office Equipment	532,077	-	-	532,077	20%	532,077	-	-	-	532,077	-
3	SMMS Equipment	429,655,488	-	-	429,655,488	12.5%-20%	400,489,637	29,165,851	-	-	429,655,488	-
4	Drive Test Equipment	24,190,758	-	-	24,190,758	20%	24,190,758	-	-	-	24,190,758	-
<b>Balance as on 30 June, 2024</b>		<b>455,631,100</b>	<b>-</b>	<b>-</b>	<b>455,631,100</b>		<b>426,465,248</b>	<b>29,165,851</b>	<b>-</b>	<b>-</b>	<b>455,631,100</b>	<b>-</b>
<b>Balance as on 30 June, 2023</b>		<b>455,631,100</b>	<b>-</b>	<b>-</b>	<b>455,631,100</b>		<b>397,299,395</b>	<b>29,165,853</b>	<b>-</b>	<b>-</b>	<b>426,465,248</b>	<b>29,165,852</b>





**Bangladesh Telecommunication Regulatory Commission**  
Details Schedule of Property, Plant and Equipment  
As at 30 June 2024

Annexure-A1

Sl. No.	Description	Date of	Qty.	Unit Price	Total Price	Cost			Depreciation				Net Book		
				Taka	Taka	Balance as at 01/07/2023	Addition during the year	Disposal/A	Balance as at 30/06/2024	Dep. Rate	Balance as at 01/07/2023	Charged during the	Balance as at 30/06/2024	Value as on 30/06/2024	
A	Land														
1	Land (GOB Part)				11,728,041	11,728,041			11,728,041	0%				11,728,041	
2	Land Development (GOB Part)				1,256,679	1,256,679			1,256,679	0%				1,256,679	
3	Land Purchase			-	8,181,818	8,181,818			8,181,818	0%				8,181,818	
Sub-Total						21,166,538	21,166,538	-	-	21,166,538		-	-	-	21,166,538
B	Furniture & Fixtures:														
1	Full Secretariat Tables		5	21,500	107,500	107,500			107,500	10%	107,500	-	107,500	-	
2	Senior Executive Chairs		4	23,000	92,000	92,000			92,000	10%	92,000	-	92,000	-	
3	Senior Executive Chairs		13	7,920	102,960	102,960			102,960	10%	102,960	-	102,960	-	
4	Senior Executive Chairs		8	7,940	63,520	63,520			63,520	10%	63,520	-	63,520	-	
5	Senior Executive Tables		2	15,240	30,480	30,480			30,480	10%	30,480	-	30,480	-	
6	Armed Fixed Chair		1	6,000	6,000	6,000			6,000	10%	6,000	-	6,000	-	
7	Conference Chairs		20	7,800	156,000	156,000			156,000	10%	156,000	-	156,000	-	
8	Office Guest Chairs		40	3,500	140,000	140,000			140,000	10%	140,000	-	140,000	-	
9	Guest Chairs		8	6,000	48,000	48,000			48,000	10%	48,000	-	48,000	-	
10	Commission Guest Chairs		13	6,000	78,000	78,000			78,000	10%	78,000	-	78,000	-	
11	Four Drawers File Cabinets		4	5,450	21,800	21,800			21,800	10%	21,800	-	21,800	-	
12	Four Drawers File Cabinets Cum Shelves		8	9,775	78,200	78,200			78,200	10%	78,200	-	78,200	-	
13	Four Drawers File Cabinets Cum Shelves		3	7,975	23,925	23,925			23,925	10%	23,925	-	23,925	-	
14	Book Shelve		1	14,100	14,100	14,100			14,100	10%	14,100	-	14,100	-	
15	Book Shelve		1	5,900	5,900	5,900			5,900	10%	5,900	-	5,900	-	
16	Executive Tables		1	27,000	27,000	27,000			27,000	10%	27,000	-	27,000	-	
17	Executive Tables		9	9,900	89,100	89,100			89,100	10%	89,100	-	89,100	-	
18	Executive Tables		9	12,000	108,000	108,000			108,000	10%	108,000	-	108,000	-	
	Executive Tables (Glass)	13.08.2023	4	16,340	65,360	-	65,360		65,360	10%	-	5,694	5,694	59,666	
	Side Table(Glass)	13.08.2023	4	4,902	19,608	-	19,608		19,608	10%	-	1,708	1,708	17,900	
	Center Table(Glass)	13.08.2024	6	4,085	24,510	-	24,510		24,510	10%	-	2,135	2,135	22,375	
19	Plain Dinning Tables		5	5,000	25,000	25,000			25,000	10%	25,000	-	25,000	-	
20	Table with three drawer		2	30,000	60,000	60,000			60,000	10%	60,000	-	60,000	-	
21	Extra Mobile Drawer		1	5,000	5,000	5,000			5,000	10%	5,000	-	5,000	-	
22	Plain Dinning Tables		6	6,500	39,000	39,000			39,000	10%	39,000	-	39,000	-	
23	Computer Chairs		14	3,600	50,400	50,400			50,400	10%	50,400	-	50,400	-	
24	Sofa Set		10	8,800	88,000	88,000			88,000	10%	88,000	-	88,000	-	
25	Side Table		8	1,800	14,400	14,400			14,400	10%	14,400	-	14,400	-	
	Executive Table with side rack & drawerunit	02.10.2023	2	122,445	244,890	-	244,890		244,890	10%	-	18,048	18,048	226,842	
	office Chairs	02.10.2024	3	26,910	80,730	-	80,730		80,730	10%	-	5,950	5,950	74,780	
	Visitore Chairs	02.10.2025	25	10,890	272,250	-	272,250		272,250	10%	-	20,064	20,064	252,186	
	sofa Set Double	02.10.2026	6	93,420	560,520	-	560,520		560,520	10%	-	41,310	41,310	519,210	
	Sofa Single	02.10.2027	3	49,365	148,095	-	148,095		148,095	10%	-	10,914	10,914	137,181	
	Center Table	02.10.2028	4	34,650	138,600	-	138,600		138,600	10%	-	10,215	10,215	128,385	
	Coner Table	02.10.2029	3	11,295	33,885	-	33,885		33,885	10%	-	2,497	2,497	31,388	





Sl. No.	Description	Date of	Qty.	Unit Price	Total Price	Cost			Depreciation				Net Book Value as on 30/06/2024	
						Balance as at 01/07/2023	Addition during the year	Disposal/A	Balance as at 30/06/2024	Dep. Rate	Balance as at 01/07/2023	Charged during the		Balance as at 30/06/2024
				Taka	Taka									
	Side Table	02.10.2030	1	27,630	27,630	-	27,630		27,630	10%		2,036	2,036	25,594
	Lobbi sade (2 Cgaire & 1 Table)	02.10.2031	3	37,890	113,670	-	113,670		113,670	10%		8,377	8,377	105,293
	Ansar Bed/ Semi Double Bed(Double layer)	20.11.2023	10	26,360	263,600		263,600		263,600	10%		15,960	15,960	247,640
	Traffic Hand Signal light	20.11.2024	2	1,500	3,000		3,000		3,000	10%		182	182	2,818
	Hand Hald Scanner/ Materal Ditactor	20.11.2025	3	2,800	8,400		8,400		8,400	10%		509	509	7,891
	Single Bed	05.01.2024	4	12,000	48,000		48,000		48,000	10%		2,315	2,315	45,685
	Bed metres	05.01.2025	4	5,200	20,800		20,800		20,800	10%		1,003	1,003	19,797
	Lobbi set	22.06.2024	1	65,350	65,350		65,350		65,350	10%		161	161	65,189
	Executive Chair	22.06.2025	1	26,910	26,910		26,910		26,910	10%		66	66	26,844
26	Side Rack		2	5,000	10,000	10,000			10,000	10%	10,000	-	10,000	-
27	Side Rack		5	2,000	10,000	10,000			10,000	10%	10,000	-	10,000	-
28	Computer Table		14	5,000	70,000	70,000			70,000	10%	70,000	-	70,000	-
	Computer Furniture	25.07.2023	1	7,200	7,200	-	7,200		7,200	10%	-	673	673	6,527
29	Sofa Set (three seater)		1	19,800	19,800	19,800			19,800	10%	19,800	-	19,800	-
30	Sofa Set (one seater)		5	14,700	73,500	73,500			73,500	10%	73,500	-	73,500	-
31	Center Table		6	3,360	20,160	20,160			20,160	10%	20,160	-	20,160	-
32	Compacted Rack		14	7,100	99,400	99,400			99,400	10%	99,400	-	99,400	-
33	Tender Box		1	3,000	3,000	3,000			3,000	10%	3,000	-	3,000	-
34	Armed Chair		4	5,950	23,800	23,800			23,800	10%	23,800	-	23,800	-
35	Office Almirah		5	9,900	49,500	49,500			49,500	10%	49,500	-	49,500	-
36	Four Drawers File Cabinet		1	14,800	14,800	14,800			14,800	10%	14,800	-	14,800	-
37	Three Drawers Executive Tables		2	16,000	32,000	32,000			32,000	10%	32,000	-	32,000	-
38	File Cabinet		1	14,000	14,000	14,000			14,000	10%	14,000	-	14,000	-
39	Executive Tables		1	12,750	12,750	12,750			12,750	10%	12,750	-	12,750	-
40	Office Almirah		2	8,900	17,800	17,800			17,800	10%	17,800	-	17,800	-
41	Computer Table		6	4,500	27,000	27,000			27,000	10%	27,000	-	27,000	-
42	Fixed Chair		6	1,400	8,400	8,400			8,400	10%	8,400	-	8,400	-
	Executive Tables		3	12,750	38,250	38,250			38,250	10%	38,250	-	38,250	-
44	Executive Chairs		2	3,000	6,000	6,000			6,000	10%	6,000	-	6,000	-
45	Office Almirah		2	10,900	21,800	21,800			21,800	10%	21,800	-	21,800	-
	4-Drawer Combined filing cabinet		1	16,800	16,800	16,800			16,800	10%	16,800	-	16,800	-
47	Office Almirah		2	10,900	21,800	21,800			21,800	10%	21,800	-	21,800	-
48	4-Drawer Combined filing cabinet		1	14,800	14,800	14,800			14,800	10%	14,800	-	14,800	-
49	Side Drawer		1	3,200	3,200	3,200			3,200	10%	3,200	-	3,200	-
50	Tea Tali		1	2,620	2,620	2,620			2,620	10%	2,620	-	2,620	-
51	Office Chairs		2	3,553	7,106	7,106			7,106	10%	7,106	-	7,106	-
52	Computer Table		5	4,500	22,500	22,500			22,500	10%	22,500	-	22,500	-
53	Side Rack		1	4,100	4,100	4,100			4,100	10%	4,100	-	4,100	-
54	Executive Tables		4	5,200	20,800	20,800			20,800	10%	20,800	-	20,800	-
55	Drawer Unit		4	3,500	14,000	14,000			14,000	10%	14,000	-	14,000	-
56	Computer Table		2	6,000	12,000	12,000			12,000	10%	12,000	-	12,000	-
57	Four Drawer Steel Filing Cabinet		1	8,300	8,300	8,300			8,300	10%	8,300	-	8,300	-
58	Refrigerator		1	17,500	17,500	17,500			17,500	10%	17,500	-	17,500	-
59	Micro Oven		1	6,900	6,900	6,900			6,900	10%	6,900	-	6,900	-
60	Easy Chair		1	9,169	9,169	9,169			9,169	10%	9,169	-	9,169	-
61	Almirah		2	13,300	26,600	26,600			26,600	10%	26,600	-	26,600	-
62	Fax Machine		1	34,000	34,000	34,000			34,000	10%	34,000	-	34,000	-



Sl. No.	Description	Date of	Qty.	Unit Price	Total Price	Cost				Depreciation				Net Book Value as on 30/06/2024
						Balance as at 01/07/2023	Addition during the year	Disposal/A	Balance as at 30/06/2024	Dep. Rate	Balance as at 01/07/2023	Charged during the	Balance as at 30/06/2024	
63	Almirah		1	11,305	11,305	11,305			11,305	10%	11,305	-	11,305	-
64	Steel Box		1	7,200	7,200	7,200			7,200	10%	7,200	-	7,200	-
65	Full Secretariat Tables		2	13,200	26,400	26,400			26,400	10%	26,400	-	26,400	-
66	Executive Table		8	12,100	96,800	96,800			96,800	10%	96,800	-	96,800	-
67	Table		6	8,250	49,500	49,500			49,500	10%	49,500	-	49,500	-
68	Computer Table		3	6,850	20,550	20,550			20,550	10%	20,550	-	20,550	-
69	Printer Table		3	6,050	18,150	18,150			18,150	10%	18,150	-	18,150	-
70	Conference Table		1	19,000	19,000	19,000			19,000	10%	19,000	-	19,000	-
71	Round Meeting Table		1	6,600	6,600	6,600			6,600	10%	6,600	-	6,600	-
72	Tea Table		2	4,400	8,800	8,800			8,800	10%	8,800	-	8,800	-
73	Fax Table		2	6,050	12,100	12,100			12,100	10%	12,100	-	12,100	-
74	Photocopier Table		2	6,050	12,100	12,100			12,100	10%	12,100	-	12,100	-
75	Executive Chair		10	4,700	47,000	47,000			47,000	10%	47,000	-	47,000	-
76	Computer Chair		3	4,180	12,540	12,540			12,540	10%	12,540	-	12,540	-
77	Arm Fixed Chair		6	2,400	14,400	14,400			14,400	10%	14,400	-	14,400	-
78	Conference/Meeting Fixed Chair		35	2,250	78,750	78,750			78,750	10%	78,750	-	78,750	-
79	Arm Less Chair		8	3,150	25,200	25,200			25,200	10%	25,200	-	25,200	-
80	Folding Round Tool		8	850	6,800	6,800			6,800	10%	6,800	-	6,800	-
81	Combined Filing Cabinet Locker		6	17,200	103,200	103,200			103,200	10%	103,200	-	103,200	-
82	Steel Almirah		7	18,480	129,360	129,360			129,360	10%	129,360	-	129,360	-
83	Computer Table		10	3,500	35,000	35,000			35,000	10%	35,000	-	35,000	-
84	Steel Almirah		4	11,448	45,790	45,790			45,790	10%	45,790	-	45,790	-
85	Steel Self, Sofa & Table				53,200	53,200			53,200	10%	53,200	-	53,200	-
86	Steel Almirah		12	11,875	142,500	142,500			142,500	10%	142,500	-	142,500	-
87	GFC Fan		8	3,800	30,400	30,400			30,400	10%	30,400	-	30,400	-
88	Executive Table & Chair				178,790	178,790			178,790	10%	178,790	-	178,790	-
89	File Cabinet				17,100	17,100			17,100	10%	17,100	-	17,100	-
90	Camera & Conference System				238,725	238,725			238,725	10%	238,725	-	238,725	-
91	File Cabinet & 20 nos Chair				120,650	120,650			120,650	10%	120,650	-	120,650	-
92	Table Set		1	50,000	50,000	50,000			50,000	10%	50,000	-	50,000	-
93	Table Various Size with Self			67,830	67,830	67,830			67,830	10%	67,830	-	67,830	-
94	Vistor Chair		5	4,750	23,750	23,750			23,750	10%	23,750	-	23,750	-
95	Office Almirah		1	14,773	14,773	14,773			14,773	10%	14,773	-	14,773	-
96	Almirah-4, Computer Table-4, File Cabinet-5			115,520	115,520	115,520			115,520	10%	115,520	-	115,520	-
97	TV Trolly		4	3,275	13,100	13,100			13,100	10%	13,100	-	13,100	-
98	DV Camera & Voice Recoder			44,080	44,080	44,080			44,080	10%	44,080	-	44,080	-
99	Television		4	24,500	98,000	98,000			98,000	10%	98,000	-	98,000	-
100	Sloted Rack-4, Book Self-3			82,080	82,080	82,080			82,080	10%	82,080	-	82,080	-
101	Computer Table		1	2,900	2,900	2,900			2,900	10%	2,900	-	2,900	-
102	Table Various Size with Self			95,475	95,475	95,475			95,475	10%	95,475	-	95,475	-
103	Sofa Various with Centre Table			78,755	78,755	78,755			78,755	10%	78,755	-	78,755	-
104	Book Self-7, Vistor Chair-9			127,670	127,670	127,670			127,670	10%	127,670	-	127,670	-
105	Almirah		10	11,875	118,750	118,750			118,750	10%	118,750	-	118,750	-
106	Ex.Table, Drawer, Chair, Cabinet			220,593	220,593	220,593			220,593	10%	220,593	-	220,593	-
107	Chair Various			23,750	23,750	23,750			23,750	10%	23,750	-	23,750	-
108	Ex. Table-3, Working Table-3			57,903	57,903	57,903			57,903	10%	57,903	-	57,903	-
109	Computer table		1	6,768	6,768	6,768			6,768	10%	6,768	-	6,768	-





Sl. No.	Description	Date of	Qty.	Unit Price	Total Price	Cost				Depreciation				Net Book Value as on 30/06/2024
				Taka	Taka	Balance as at	Addition during the year	Disposal/A	Balance as at	Dep.	Balance as at	Charged during the	Balance as at	
						01/07/2023			30/06/2024	Rate	01/07/2023	30/06/2024		
110	Multipurpose shelf		1	6,930	6,930	6,930			6,930	10%	6,930	-	6,930	-
111	Office Almirah		4	13,221	52,884	52,884			52,884	10%	52,884	-	52,884	-
112	4 Drawer file cabinet		2	9,729	19,458	19,458			19,458	10%	19,458	-	19,458	-
113	Chair, Marble		10	549	5,490	5,490			5,490	10%	5,490	-	5,490	-
114	Chair, White		10	549	5,490	5,490			5,490	10%	5,490	-	5,490	-
115	Folding Table		1	1,890	1,890	1,890			1,890	10%	1,890	-	1,890	-
116	4 Drawer file cabinet		1	11,187	11,187	11,187			11,187	10%	11,187	-	11,187	-
117	Shelf		10	650	6,500	6,500			6,500	10%	6,500	-	6,500	-
118	Accessories		1	1,004	1,004	1,004			1,004	10%	1,004	-	1,004	-
119	Khat		20	3,000	60,000	60,000			60,000	10%	60,000	-	60,000	-
120	Khat		5	3,000	15,000	15,000			15,000	10%	15,000	-	15,000	-
121	Khat		1	10,400	10,400	9,360			9,360	10%	9,360	-	9,360	-
122	Bed Pillow		2	550	1,100	1,100			1,100	10%	1,100	-	1,100	-
123	Single Mettress		1	9,720	9,720	8,748			8,748	10%	8,748	-	8,748	-
124	Chair Various		20	750	15,000	15,000			15,000	10%	15,000	-	15,000	-
125	What-Not		1	9,450	9,450	9,450			9,450	10%	9,450	-	9,450	-
126	Chair Various		20	950	19,000	19,000			19,000	10%	19,000	-	19,000	-
127	Back Cabinet		26	7,330	190,580	190,580			190,580	10%	190,580	-	190,580	-
128	Table with drawer unit		5	5,920	29,600	29,600			29,600	10%	29,600	-	29,600	-
129	Office Almira (Steel)		20	16,700	334,000	334,000			334,000	10%	334,000	-	334,000	-
130	Visitors Chairs		39	2,300	89,700	89,700			89,700	10%	89,700	-	89,700	-
131	Executive Chairs		75	5,560	417,000	417,000			417,000	10%	417,000	-	417,000	-
132	Computer Table		5	5,030	25,150	25,150			25,150	10%	25,150	-	25,150	-
133	Visitors Chairs		9	4,385	39,465	39,465			39,465	10%	39,465	-	39,465	-
134	Visitors Chairs		10	2,240	22,400	22,400			22,400	10%	22,400	-	22,400	-
135	Waiting Chairs		4	34,850	139,400	139,400			139,400	10%	139,400	-	139,400	-
136	Office table		1	24,600	24,600	24,600			24,600	10%	24,600	-	24,600	-
137	Various type of furniture				4,541,950	4,541,950			4,541,950	10%	4,541,950	-	4,541,950	-
138	Folding Table		8	2,978	23,824	23,824			23,824	10%	23,824	-	23,824	-
139	Angle Rack		10	10,152	101,520	101,520			101,520	10%	101,520	-	101,520	-
140	National Fan		10	1,995	19,950	19,950			19,950	10%	19,950	-	19,950	-
141	Pipe		1	250	250	250			250	10%	250	-	250	-
142	Common Bumer		1	1,650	1,650	1,650			1,650	10%	1,650	-	1,650	-
143	Cylinder		1	5,200	5,200	5,200			5,200	10%	5,200	-	5,200	-
144	Gas		1	3,700	3,700	3,700			3,700	10%	3,700	-	3,700	-
145	Meter		1	2,200	2,200	2,200			2,200	10%	2,200	-	2,200	-
146	LCD TV 32"		1	55,628	55,628	55,628			55,628	10%	55,628	-	55,628	-
147	LCD TV 60"		4	102,653	410,610	410,610			410,610	10%	410,610	-	410,610	-
148	Various type of furniture				1,538,316	1,538,316			1,538,316	10%	1,538,316	-	1,538,316	-
149	Almira		10	14,690	146,900	146,900			146,900	10%	146,900	-	146,900	-
150	Cabinet		1	14,877	14,877	14,877			14,877	10%	14,877	-	14,877	-
151	Wood Stand		2	6,200	12,400	12,400			12,400	10%	12,400	-	12,400	-
152	Tarminal Rack		1	72,557	72,557	72,557			72,557	10%	72,557	-	72,557	-
153	Angle Rack		15	12,700	190,501	190,501			190,501	10%	190,501	-	190,501	-
154	Almira		11	17,248	189,733	189,733			189,733	10%	189,733	-	189,733	-
155	Office Almirah		5	18,405	92,025	92,025			92,025	10%	92,025	-	92,025	-
156	Slotedb Angle Rack		7	14,139	98,973	98,973			98,973	10%	98,973	-	98,973	-





Sl. No.	Description	Date of	Qty.	Unit Price	Total Price	Cost			Depreciation				Net Book	
				Taka	Taka	Balance as at	Addition during the year	Disposal/A	Balance as at	Dep.	Balance as at	Charged during the	Balance as at	Value as on 30/06/2024
						01/07/2023			30/06/2024	Rate	01/07/2023	30/06/2024		
157	Multipurpose shelf		2	15,341	30,681	30,681			30,681	10%	30,681	-	30,681	-
158	Office Almirah		7	20,840	145,880	145,880			145,880	10%	145,880	-	145,880	-
159	SR Executive Chair		2	20,250	40,500	40,500			40,500	10%	40,500	-	40,500	-
160	Replace Handle		1	1,200	1,200	1,200			1,200	10%	1,200	-	1,200	-
161	Shave Volt		1	36,000	36,000	36,000			36,000	10%	36,000	-	36,000	-
162	Visitors Chairs		1	13,585	13,585	13,585			13,585	10%	13,585	-	13,585	-
163	Senior Excutive chair		2	10,000	20,000	20,000			20,000	10%	20,000	-	20,000	-
164	Honore Board fram		1	12,000	12,000	12,000			12,000	10%	12,000	-	12,000	-
165	Drawer File Cabinet		1	18,981	18,981	18,981			18,981	10%	17,083	1,898	18,981	-
166	Table with drawer unit		5	9,601	48,005	48,005			48,005	10%	43,205	4,800	48,005	-
167	Table with drawer unit		6	7,657	45,942	45,942			45,942	10%	41,347	4,594	45,942	-
168	Visitors Chairs		15	3,465	51,975	51,975			51,975	10%	46,778	5,197	51,975	-
169	Drawer Unit		6	3,972	23,832	23,832			23,832	10%	21,448	2,383	23,832	-
170	Office Almira (Steel)		5	18,616	93,080	93,080			93,080	10%	83,772	9,308	93,080	-
171	4Drawer File Cabinet		2	13,709	27,418	27,418			27,418	10%	24,677	2,742	27,418	-
172	Multipurpose shelf		2	8,086	16,172	16,172			16,172	10%	14,554	1,617	16,172	-
173	Slotted angle Rack		3	8,736	26,208	26,208			26,208	10%	23,588	2,621	26,208	-
174	Slotted angle Rack		2	14,287	28,574	28,574			28,574	10%	25,717	2,857	28,574	-
175	Fole Cabinet		1	16,200	16,200	16,200			16,200	10%	12,960	1,620	14,580	1,620
176	Plastic Chairs		25	732	18,300	18,300			18,300	10%	14,640	1,830	16,470	1,830
177	Rain tree wood		4	3,125	12,500	12,500			12,500	10%	9,182	1,250	10,432	2,068
178	Table with drawer unit		8	9,440	75,520	75,520			75,520	10%	53,071	7,552	60,623	14,897
179	Office almirah (steel)		15	20,860	312,900	312,900			312,900	10%	219,887	31,290	251,177	61,723
180	4Drawer File Cabinet		10	15,248	152,480	152,480			152,480	10%	107,154	15,248	122,402	30,078
181	4Drawer file cabinet with individual lock		2	16,440	32,880	32,880			32,880	10%	23,106	3,288	26,394	6,486
182	Eecutive chair		22	9,240	203,280	203,280			203,280	10%	142,853	20,328	163,181	40,099
183	Executive chairs		35	5,452	190,820	190,820			190,820	10%	134,097	19,082	153,179	37,641
184	Key board tray		30	1,272	38,160	38,160			38,160	10%	26,817	3,816	30,633	7,527
185	Slotted angle Rack		8	15,744	125,952	125,952			125,952	10%	88,511	12,595	101,107	24,845
186	3Drawer unit		8	4,544	36,352	36,352			36,352	10%	25,546	3,635	29,182	7,170
187	Office almirah (steel)		5	20,860	104,300	104,300			104,300	10%	73,067	10,430	83,497	20,803
188	Visitor chairs		8	5,883	47,064	47,064			47,064	10%	32,971	4,706	37,677	9,387
189	Waiting Chairs		1	9,865	9,865	9,865			9,865	10%	6,911	987	7,898	1,968
190	Fixed Chair For DG		1	8,000	8,000	8,000			8,000	10%	5,105	800	5,905	2,095
191	Office almirah (steel)		18	18,566	334,188	334,188			334,188	10%	201,337	33,419	234,755	99,433
192	4-Drawer Drwaer file cabinet		17	13,869	235,773	235,773			235,773	10%	142,046	23,577	165,623	70,150
193	Multipurpose shelf		2	6,449	12,898	12,898			12,898	10%	7,771	1,290	9,060	3,838
194	Visitor Chair		10	2,287	22,870	22,870			22,870	10%	13,778	2,287	16,065	6,805
195	Visitor Chair		20	2,038	40,760	40,760			40,760	10%	24,557	4,076	28,633	12,127
196	Dinning Chair		40	1,460	58,400	58,400			58,400	10%	35,184	5,840	41,024	17,376
197	Dinning Table		2	5,066	10,132	10,132			10,132	10%	6,105	1,013	7,118	3,014
198	3-Drawewr Unit		12	4,016	48,192	48,192			48,192	10%	29,034	-	29,034	19,158
199	Side Rack		8	3,682	29,456	29,456			29,456	10%	17,746	11,710	29,456	-
200	Office Cup Board		4	4,944	19,776	19,776			19,776	10%	11,914	1,978	13,892	5,884
201	Key board tray		15	913	13,695	13,695			13,695	10%	8,252	1,370	9,621	4,074
202	Visiting Chair	10.8.2017	20	3,680	73,600	73,600			73,600	10%	42,507	7,360	49,867	23,733
203	Special Cabinet with sliding door	21.3.2018	30	7,000	210,000	210,000			210,000	10%	95,737	21,000	116,737	93,263





Sl. No.	Description	Date of	Qty.	Unit Price	Total Price	Cost			Depreciation				Net Book	
				Taka	Taka	Balance as at 01/07/2023	Addition during the year	Disposal/A	Balance as at 30/06/2024	Dep. Rate	Balance as at 01/07/2023	Charged during the	Balance as at 30/06/2024	Value as on 30/06/2024
204	Workstation top for writing	21.3.2018	371	182	67,522	67,522			67,522	10%	30,782	6,752	37,535	29,987
205	Drawer Unit	21.3.2018	30	3,976	119,280	119,280			119,280	10%	54,379	11,928	66,307	52,973
206	Keyboard Tray	21.3.2018	30	1,113	33,390	33,390			33,390	10%	15,222	3,339	18,561	14,829
207	Special File Cabinet (MS)	26.6.18	7	29,497	206,479	206,479			206,479	10%	83,044	20,648	103,692	102,787
208	Special Key Locker (MS)	26.6.18	1	34,966	34,966	34,966			34,966	10%	14,063	3,497	17,560	17,406
209	Executive Table with 3 Drawers	26.6.18	6	9,277	55,662	55,662			55,662	10%	22,387	5,566	27,953	27,709
210	Workstation Top Beech Color	3.4.2018	39	188	7,332	7,332			7,332	10%	3,286	733	4,020	3,312
211	Workstation Top Installation Accessories	3.4.2018	1	1,000	1,000	1,000			1,000	10%	448	100	548	452
212	TV Trolly Stand	24.02.19	1	30,000	30,000	30,000			30,000	10%	13,044	3,000	16,044	13,956
213	Office Almira	12.05.19	10	19,082	190,820	190,820			190,820	10%	78,942	19,082	98,024	92,796
214	Drawer File Cabinet		10	14,004	140,040	140,040			140,040	10%	57,934	14,004	71,938	68,102
215	Executive Table with Drawer		5	7,853	39,265	39,265			39,265	10%	16,244	3,927	20,171	19,095
216	Executive Table with Individual Drawer		5	10,237	51,185	51,185			51,185	10%	21,175	5,119	26,294	24,892
217	Executive Chair(Medium)		25	6,965	174,125	174,125			174,125	10%	72,036	17,413	89,448	84,677
218	Executive Chair(Low)		25	5,689	142,225	142,225			142,225	10%	58,838	14,223	73,061	69,165
219	Computer Table		5	7,245	36,225	36,225			36,225	10%	14,986	3,623	18,609	17,617
220	Visitor Chair(DD)		20	3,200	64,000	64,000			64,000	10%	26,467	6,400	32,867	31,133
221	Visitor Chair(AD)		20	2,894	57,880	57,880			57,880	10%	23,945	5,788	29,733	28,147
222	Drawer Unit		10	3,318	33,180	33,180			33,180	10%	13,727	3,318	17,045	16,135
223	Office Cupboard		12	5,914	70,968	70,968			70,968	10%	29,360	7,097	36,457	34,511
224	Walton Pedestal Fan		6	3,470	20,820	20,820			20,820	10%	8,351	2,082	10,433	10,387
225	Walton Pedestal Fan	6	3,470	20,820	20,820			20,820	10%	8,351	2,082	10,433	10,387	
226	Executive Chair(Mechagonj Nylon Chair Base)	27.06.19	1	13,744	13,744	13,744			13,744	10%	5,513	1,374	6,887	6,857
227	Executive Chair Pure Rixin		1	20,400	20,400	20,400			20,400	10%	8,182	2,040	10,222	10,178
228	Office Almira		11	19,500	214,500	214,500			214,500	10%	86,035	21,450	107,485	107,015
229	Office Cupboard		12	6,100	73,200	73,200			73,200	10%	29,360	7,320	36,680	36,520
230	Diroctor Table	04.08.19	1	23,617	23,617	23,617			23,617	10%	9,000	2,361.70	11,362	12,255
231	Walton Pedestal Fan	24.10.19	6	3,470	20,822	20,822			20,822	10%	7,672	2,082	9,755	11,067
232	Honore Board fram	30.10.19	1	18,000	18,000	18,000			18,000	10%	6,603	1,800	8,403	9,597
233	Sofa Set Sngle	19.01.20	1	6,419	6,419	6,419			6,419	10%	2,244	642	2,886	3,533
234	Sofa Set Dubble	19.01.20	1	11,142	11,142	11,142			11,142	10%	3,895	1,114	5,010	6,132
235	Visitor Chair (Director)	19.01.20	4	6,416	25,664	25,664			25,664	10%	8,972	2,566	11,538	14,126
236	Visitor Chair (DD)	19.01.20	10	4,115	41,150	41,150			41,150	10%	14,386	4,115	18,501	22,649
237	Visitor Chair (AD)	19.01.20	12	3,990	47,880	47,880			47,880	10%	16,738	4,788	21,526	26,354
238	Drawar Unit	19.01.20	10	4,610	46,100	46,100			46,100	10%	16,116	4,610	20,726	25,374
239	Side Rack	19.01.20	10	6,500	65,000	65,000			65,000	10%	22,723	6,500	29,223	35,777
240	Special Cup Board	19.01.20	5	9,700	48,500	48,500			48,500	10%	16,955	4,850	21,805	26,695
241	Excecutive Table		3	7,586	22,758	22,758			22,758	10%	7,956	2,276	10,231	12,527
242	Office Steel Almira (MS)	22.02.2021	20	21,994	439,880	439,880	-		439,880	10%	103,402	43,988	147,390	292,490
243	Executive Table with Drawer	22.02.2021	10	9,079	90,790	90,790	-		90,790	10%	21,342	9,079	30,421	60,369
244	Executive Table With Side Rack	22.02.2021	5	13,018	65,090	65,090	-		65,090	10%	15,301	6,509	21,810	43,280
245	Executive Chair with Foreign Fabric	22.02.2021	10	7,770	77,700	77,700	-		77,700	10%	18,265	7,770	26,035	51,665
246	Steel Cabinet with Central Locking	22.02.2021	12	14,763	177,156	177,156	-		177,156	10%	41,644	17,716	59,360	117,796
247	Visitor Chair with Foreign Fabric	22.02.2021	30	3,731	111,930	111,930	-		111,930	10%	26,311	11,193	37,504	74,426
248	Visitor Chair with Foreign Fabric	22.02.2021	30	2,954	88,620	88,620	-		88,620	10%	20,832	8,862	29,694	58,926
249	Side Rack With Sliding Door	22.02.2021	15	4,837	72,555	72,555	-		72,555	10%	17,055	7,256	24,311	48,245
250	Office Cup Board	22.02.2021	15	6,216	93,240	93,240	-		93,240	10%	21,918	9,324	31,242	61,998





Sl. No.	Description		Qty.	Unit Price	Total Price	Cost				Depreciation				Net Book Value as on 30/06/2024
		Date of				Balance as at 01/07/2023	Addition during the year	Disposal/A	Balance as at 30/06/2024	Dep. Rate	Balance as at 01/07/2023	Charged during the	Balance as at 30/06/2024	
251	Coat Hanger	22.02.2021	15	3,847	57,705	57,705	-		57,705	10%	13,566	5,771	19,336	38,369
255	Multipurpose shelf	22.02.2021	5	10,878	54,390	54,390	-		54,390	10%	12,785	5,439	18,224	36,166
253	One Part Visitor Chair	09.02.2021	5	4,200	21,000	21,000	-		21,000	10%	5,011	2,100	7,111	13,889
252	One Part Visitor Chair	03.03.2021	5	4,200	21,000	21,000	-		21,000	10%	4,890	2,100	6,990	14,010
259	Multipurpose shelf All Beech	04.03.2021			-	26,743	-		26,743	10%	6,228	2,674	8,902	17,841
260	Miscellaneous Furniture	02.03.2021			-	21,800	-		21,800	10%	5,078	2,180	7,258	14,543
254	Multipurpose shelf Autobi	03.06.2021	1	8,880	8,880	7,282	-		7,282	10%	1,510	728	2,239	5,043
256	Honour Board	16.06.2021	1	18,000	18,000	18,000	-		18,000	10%	3,670	1,800	5,470	12,531
257	Moveable Drawer Unit	16.06.2021	15	4,094	61,410	61,410	-		61,410	10%	12,518	6,141	18,659	42,751
258	TV Trolly	30.06.2021	1	22,500	22,500	22,500	-		22,500	10%	4,506	2,250	6,756	15,744
259	Table Executive Black Beech With Drawer	24.02.2022	1	18,400	18,400	18,400	-		18,400	10%	2,475	1,840	4,315	14,085
260	Executive Table With Side Rack (Deputy	25.06.2023	10	18,865	188,650	188,650			188,650	10%	258	258	517	188,133
261	Executive Table With Hanging Drawer	25.06.2023	45	8,470	381,150	381,150			381,150	10%	522	522	1,044	380,106
262	Executive Table With Hanging Drawer	25.06.2023	15	8,470	127,050	127,050			127,050	10%	174	174	348	126,702
263	Executive chair (Officer)	25.06.2023	30	10,395	311,850	311,850			311,850	10%	427	427	854	310,996
264	Visitor Chair (Director/DD)	25.06.2023	45	6,391	287,595	287,595			287,595	10%	394	394	788	286,807
265	Visitor Chair (SAD/AD)	25.06.2023	90	5,390	485,100	485,100			485,100	10%	665	665	1,329	483,771
266	Office Cup Board	25.06.2023	30	8,085	242,550	242,550			242,550	10%	332	332	665	241,885
267	Side Rack	25.06.2023	30	7,700	231,000	231,000			231,000	10%	316	316	633	230,367
268	Drawer Unit	25.06.2023	20	6,160	123,200	123,200			123,200	10%	169	169	338	122,862
269	Office Almirah (Steel)	25.06.2023	30	22,715	681,450	681,450			681,450	10%	933	933	1,867	679,583
270	Dining Table	25.06.2023	10	32,340	323,400	323,400			323,400	10%	443	443	886	322,514
271	Dining chair	25.06.2023	60	5,236	314,160	314,160			314,160	10%	430	430	861	313,299
272	Steel Troli size "24 * 18"	25.06.2023	1	31,490	31,490	31,490			31,490	10%	43	43	86	31,404
Sub-Total					27,055,534	24,927,459	2,173,008	-	27,100,467		17,727,833	830,646	18,558,479	8,541,987
C	Office Equipment													
1	Colour TV (21")		1	28,400	28,400	28,400			28,400	20%	28,400	-	28,400	-
2	VCD Player		1	11,300	11,300	11,300			11,300	20%	11,300	-	11,300	-
3	TV Trolley		1	3,900	3,900	3,900			3,900	20%	3,900	-	3,900	-
4	Telephone Set (Steno)		3	9,298	27,894	27,894			27,894	20%	27,894	-	27,894	-
5	PABX Machine with 56 sets			-	565,531	565,531			565,531	20%	565,531	-	565,531	-
6	Photocopier		1	90,000	90,000	90,000			90,000	20%	90,000	-	90,000	-
7	Room Heater		2	4,000	8,000	8,000			8,000	20%	8,000	-	8,000	-
8	Air Conditioner (Split type)		3	95,000	285,000	285,000			285,000	20%	285,000	-	285,000	-
9	IPS(2.00 KVA 1600 watt)		1	49,995	49,995	49,995			49,995	20%	49,995	-	49,995	-
10	Photocopier		1	485,000	485,000	485,000			485,000	20%	485,000	-	485,000	-
11	Projector		1	133,000	133,000	133,000			133,000	20%	133,000	-	133,000	-
12	PA System		1	44,404	44,404	44,404			44,404	20%	44,404	-	44,404	-
13	Photocopy Machine		1	260,000	260,000	260,000			260,000	20%	260,000	-	260,000	-
14	Refrigerator		1	31,650	31,650	31,650			31,650	20%	31,650	-	31,650	-
15	Fridge	28.09.2023	8	18,275	146,200	-	146,200		146,200	20%	-	21,870	21,870	124,330
16	Micro Wave Oven (30 Liter)	28.09.2023	1	21,447	21,447	-	21,447		21,447	20%	-	3,208	3,208	18,239
17	Micro Wave Oven (20 Liter)	28.09.2023	10	11,492	114,920	-	114,920		114,920	20%	-	17,191	17,191	97,729
18	Electric Kettle	28.09.2023	10	1,017	10,170	-	10,170		10,170	20%	-	1,521	1,521	8,649
19	Photocopy Machine	17.10.2023	1	2,100,560	2,100,560	-	2,100,560		2,100,560	20%	-	292,352	292,352	1,808,208
20	Monitor (24 Inch)	01.04.2024	1	59,578	59,578	-	59,578		59,578	20%	-	2,979	2,979	56,599





Sl. No.	Description	Date of	Qty.	Unit Price	Total Price	Cost			Depreciation				Net Book	
				Taka	Taka	Balance as at	Addition during the year	Disposal/A	Balance as at	Dep. Rate	Balance as at	Charged during the	Balance as at	Value as on 30/06/2024
						01/07/2023			30/06/2024		01/07/2023		30/06/2024	
21	Photocopy Machine	21.05.2024	1	614,525	614,525	-	614,525		614,525	20%	-	13,469	13,469	601,056
22	Fridge	24.06.2024	2	17,296	34,592	-	34,592		34,592	20%	-	133	133	34,459
23	Micro Wave Oven (30 Liter)	24.06.2024	2	23,582	47,164	-	47,164		47,164	20%	-	181	181	46,983
24	Micro Wave Oven (20 Liter)	24.06.2024	1	10,150	10,150	-	10,150		10,150	20%	-	39	39	10,111
25	Electric Kettle	24.06.2024	2	1,038	2,076	-	2,076		2,076	20%	-	8	8	2,068
26	Laminating Machine		1	26,200	26,200	26,200			26,200	20%	26,200	-	26,200	-
27	Multimedia Projector		1	73,000	73,000	73,000			73,000	20%	73,000	-	73,000	-
28	Photocopy Machine		1	125,000	125,000	125,000			125,000	20%	125,000	-	125,000	-
29	Spiral Binding Machine		1	19,000	19,000	19,000			19,000	20%	19,000	-	19,000	-
30	Canon-Fax machine		1	14,000	14,000	14,000			14,000	20%	14,000	-	14,000	-
31	480 RT Capacity Air Condition		1	10,684,350	10,684,350	10,684,350			10,684,350	20%	10,684,350	-	10,684,350	-
32	Digital Voice Recorder		4	3,800	15,200	15,200			15,200	20%	15,200	-	15,200	-
33	Projector (CP x 253)		1	62,700	62,700	62,700			62,700	20%	62,700	-	62,700	-
34	Deligate Unit		8	19,500	156,000	156,000			156,000	20%	156,000	-	156,000	-
35	Wireless & Microphone		1	18,000	18,000	18,000			18,000	20%	18,000	-	18,000	-
36	Deligate Unit		8	19,500	156,000	156,000			156,000	20%	156,000	-	156,000	-
37	Air Conditioner				8,868,914	8,868,914			8,868,914	20%	8,868,914	-	8,868,914	-
38	Fire alarm & detection system				1,000,000	1,000,000			1,000,000	20%	1,000,000	-	1,000,000	-
39	Air condition				7,024,295	7,024,295			7,024,295	20%	7,024,295	-	7,024,295	-
40	Digital Camera (Handy)		3	51,728	155,184	155,184			155,184	20%	155,184	-	155,184	-
41	Digital Camera (Canon)		3	18,800	56,400	56,400			56,400	20%	56,400	-	56,400	-
42	Digital Recorder		10	6,700	67,000	67,000			67,000	20%	67,000	-	67,000	-
43	Digital Copier		2	369,997	739,994	739,994			739,994	20%	739,994	-	739,994	-
44	Fire Extinguisher & PA dyditem				2,466,675	2,466,675			2,466,675	20%	2,466,675	-	2,466,675	-
45	Newmedia projector		3	159,500	478,500	478,500			478,500	20%	478,500	-	478,500	-
46	Projector screen		3	34,000	102,000	102,000			102,000	20%	102,000	-	102,000	-
47	Electrical Equipment				427,500	427,500			427,500	20%	427,500	-	427,500	-
48	Shreder Machine		2	17,900	35,800	35,800			35,800	20%	35,800	-	35,800	-
49	Fax-2820 14.4 KBPS		3	22,396	67,188	67,188			67,188	20%	67,188	-	67,188	-
50	Online Ups ST3100L 3KVA		2	98,000	196,000	196,000			196,000	20%	196,000	-	196,000	-
51	Type Writer		1	22,000	22,000	22,000			22,000	20%	22,000	-	22,000	-
52	Gestetner Plain Copier		1	85,000	85,000	85,000			85,000	20%	85,000	-	85,000	-
53	Gestetner Plain Copier		1	143,000	143,000	143,000			143,000	20%	143,000	-	143,000	-
54	Plain Paper Fax Machine		2	42,000	84,000	84,000			84,000	20%	84,000	-	84,000	-
55	Fax Controller		2	6,000	12,000	12,000			12,000	20%	12,000	-	12,000	-
56	Heavy Duty Spiral Binding Machine		1	35,000	35,000	35,000			35,000	20%	35,000	-	35,000	-
57	UPS		3	11,500	34,500	34,500			34,500	20%	34,500	-	34,500	-
58	Voltage Stabilizer		2	25,000	50,000	50,000			50,000	20%	50,000	-	50,000	-
59	Voltage Stabilizer		5	4,000	20,000	20,000			20,000	20%	20,000	-	20,000	-
60	Multimedia Projector		1	350,000	350,000	350,000			350,000	20%	350,000	-	350,000	-
61	Scanner		1	37,500	37,500	37,500			37,500	20%	37,500	-	37,500	-
62	LAN Installation		1	73,500	73,500	73,500			73,500	20%	73,500	-	73,500	-
63	Steno & Telephone Set		8	4,111	32,888	32,888			32,888	20%	32,888	-	32,888	-
64	Stapler Machine		1	1,400	1,400	1,400			1,400	20%	1,400	-	1,400	-
65	Auto Switch		3	2,000	6,000	6,000			6,000	20%	6,000	-	6,000	-
66	Removable Disk Drive		2	32,000	64,000	64,000			64,000	20%	64,000	-	64,000	-
67	Photocopier Machine		1	122,400	122,400	122,400			122,400	20%	122,400	-	122,400	-





Sl. No.	Description	Date of	Qty.	Unit Price	Total Price	Cost				Depreciation				Net Book Value as on 30/06/2024
				Taka	Taka	Balance as at	Addition during the year	Disposal/A	Balance as at	Dep. Rate	Balance as at	Charged during the	Balance as at	
						01/07/2023			30/06/2024		01/07/2023		30/06/2024	
68	Multimedia Projector		2	49,920	99,840	99,840			99,840	20%	99,840	-	99,840	-
69	UPS		6	5,800	34,800	34,800			34,800	20%	34,800	-	34,800	-
70	UPS		2	5,000	10,000	10,000			10,000	20%	10,000	-	10,000	-
71	Digital Camera cynics IVD67hv		26	12,750	331,500	331,500			331,500	20%	331,500	-	331,500	-
72	DVR cynics Hd3716		2	85,000	170,000	170,000			170,000	20%	170,000	-	170,000	-
73	Installation equipment		1	197,990	197,990	197,990			197,990	20%	197,990	-	197,990	-
74	License for G.729 CODEC		20	1,000	20,000	20,000			20,000	20%	20,000	-	20,000	-
75	IP PABX Server		1	179,000	179,000	179,000			179,000	20%	179,000	-	179,000	-
76	Digital E1 Telephony Card		1	94,000	94,000	94,000			94,000	20%	94,000	-	94,000	-
77	IP PABX Handset Category		11	17,200	189,200	189,200			189,200	20%	189,200	-	189,200	-
78	IP PABX Handset Category-2		70	7,100	497,000	497,000			497,000	20%	497,000	-	497,000	-
79	Analog Telephone adapter		2	4,000	8,000	8,000			8,000	20%	8,000	-	8,000	-
80	Analog Telephone Set		2	2,200	4,400	4,400			4,400	20%	4,400	-	4,400	-
81	Converter		1	3,500	3,500	3,500			3,500	20%	3,500	-	3,500	-
82	Telephone line cord cable		600	6	3,600	3,600			3,600	20%	3,600	-	3,600	-
83	RJ11 Modular Box		4	50	200	200			200	20%	200	-	200	-
84	Telephone line with RJ11 Connector		8	10	80	80			80	20%	80	-	80	-
85	EOS 70D w/18-135 Is STM wifi		1	111,000	111,000	111,000			111,000	20%	111,000	-	111,000	-
86	A/C Walton-W70GW 2 ton		2	46,500	93,000	93,000			93,000	20%	93,000	-	93,000	-
87	Insulation charge for 4 ton A/C		40	60	2,400	2,400			2,400	20%	2,400	-	2,400	-
88	Gas refill (R-22 Refrigerant)		2	500	1,000	1,000			1,000	20%	1,000	-	1,000	-
89	Copper pipe suply & fitting (3/4)		122	52	6,344	6,344			6,344	20%	6,344	-	6,344	-
90	Copper pipe suply & fitting (1/2)		122	85	10,370	10,370			10,370	20%	10,370	-	10,370	-
91	Rapin tape capillary stunner		8	100	800	800			800	20%	800	-	800	-
92	TV 40" Walton		1	25,612	25,612	25,612			25,612	20%	25,612	-	25,612	-
93	CC TV Camera-Hikvision		4	16,525	66,100	66,100			66,100	20%	66,100	-	66,100	-
94	IP Phone Grand Stream		23	7,000	161,000	161,000			161,000	20%	161,000	-	161,000	-
95	IP Phone Grand Stream (Executive)		2	16,700	33,400	33,400			33,400	20%	33,400	-	33,400	-
96	Mixer Power Amplifier		1	19,000	19,000	19,000			19,000	20%	19,000	-	19,000	-
97	UHF Wireless Handheld Microphone		2	28,000	56,000	56,000			56,000	20%	56,000	-	56,000	-
98	Sound Cable			3,500	3,500	3,500			3,500	20%	3,500	-	3,500	-
99	PBC Plastic Pipe			3,000	3,000	3,000			3,000	20%	3,000	-	3,000	-
100	Extraction Cable		1	11,000	11,000	11,000			11,000	20%	11,000	-	11,000	-
101	Sound Cable for Laptop to Mixer Power		1	2,000	2,000	2,000			2,000	20%	2,000	-	2,000	-
102	Still Floor			4,000	4,000	4,000			4,000	20%	4,000	-	4,000	-
103	Testing and Communication		1	10,000	10,000	10,000			10,000	20%	10,000	-	10,000	-
104	Refrigerator-Walton		2	36,960	73,920	73,920			73,920	20%	73,920	-	73,920	-
105	Air Condition		1	62,100	62,100	62,100			62,100	20%	62,100	-	62,100	-
106	Fax Machine Laser Unit		1	10,580	10,580	10,580			10,580	20%	10,580	-	10,580	-
107	IP Phone	23/8/17	28	6,800	190,400	190,400			190,400	20%	190,400	-	190,400	-
108	Walton 2 tonne AC	25/9/17	1	61,452	61,452	61,452			61,452	20%	61,452	-	61,452	-
109	Installation fee	25/9/17	1	3,240	3,240	3,240			3,240	20%	3,240	-	3,240	-
110	Cable Switch etc.	25/9/17	1	9,180	9,180	9,180			9,180	20%	9,180	-	9,180	-
111	Walton AC	10/12/17	1	62,234	333,314	333,314			333,314	20%	333,314	-	333,314	-
	Sony LED TV		1	271,080										





Sl. No.	Description	Date of	Qty.	Unit Price	Total Price	Cost			Depreciation				Net Book Value as on 30/06/2024	
				Taka		Taka	Balance as at 01/07/2023	Addition during the year	Disposal/A	Balance as at 30/06/2024	Dep. Rate	Balance as at 01/07/2023		Charged during the
112	Fridge	03/01/18	1	620,000	1,418,000	1,418,000			1,418,000	20%	1,418,000	-	1,418,000	-
	Ceilling Cassete Type Fan Coil Unit		2	153,000										
	Wall Trype Fan Coil Unit		2	92,000										
	Ducted Type Fan Coil Unit		4	240,100										
	Accessories		163	111,000										
	Suply of Grille and Diffuser		6	21,000										
	Ducting & Fabrication		150	27,000										
	Installation of Imported Part		8	36,000										
	VRF Refrigerant Pipe & Accessories		1	150,000										
	Refrigerant		12	16,800										
	Condensate Drain Pipe		1	10,000										
	Testing and Commission and Balancing		1	5,000										
113	IP Camera	07/03/18	14	147,000	267,300	267,299			267,300	20%	267,299	-	267,300	-
	Channel 5MP NVR		1	28,000										
	Toshiba Desktop		2	30,000										
	Electrical Cable		400	8,000										
	UTP Cable		2	25,200										
	Adapter		28	4,200										
	Dsektop Switch		2	2,400										
	Camera Cable Design, Installation Testing and		1	17,000										
	Line UPS		1	5,500										
114	Conference System Chairman Unit	11/04/18	1	29,000	170,600	170,599			170,599	20%	170,599	-	170,599	
	Conference System Delegate Unit		4	108,000										
	Hand Microphone		1	4,000										
	Wireless Pocket Type of Microphone		1	8,200										
	Central Unit Service Charge		1	4,000										
	Delegate Unit Service Charge		15	8,250										
	Camera Cable Design, Installation Testing and		30	3,000										
	Camera Ac Adapter		15	3,450										
	BNC Connector		60	2,700										
115	Monitor	28/6/18	2	52,080	317,210	317,209			317,209	20%	317,209	-	317,209	-
	Sony LED Tv.													
	Camera Cable Design, Installation Testing and Dsektop Switch													
	Connector													
	Socket													
	Core Electrical Cable													
	IP Camera													
	Adapter													
116	Walton Air Condition	30.06.19	2	56,900	113,800	113,800			113,800	20%	91,102	22,698	113,800	-
117	Attendance Device	23.6.19	3	111,167	333,500	333,500			333,500	20%	268,262	65,238	333,500	-
	Paper Sader Machine		3	12,900	38,700	38,700			38,700	20%	31,130	7,570	38,700	-
118	Canon IR-2525W	14.05.19	1	185,000	185,000	185,000			185,000	20%	152,866	32,134	185,000	-
	Canon DADF		1	53,000	53,000	53,000			53,000	20%	43,794	9,206	53,000	-
	Canon Metal Pedestal		1	10,000	10,000	10,000			10,000	20%	8,263	1,737	10,000	-
119	Hikvision Camera	18.03.19	10	6,900	69,000	69,000			69,000	20%	59,170	9,830	69,000	-
	WD Purple HDD		1	17,800	17,800	17,800			17,800	20%	15,264	2,536	17,800	-



Sl. No.	Description	Date of	Qty.	Unit Price	Total Price	Cost			Depreciation				Net Book	
				Taka	Taka	Balance as at 01/07/2023	Addition during the year	Disposal/A	Balance as at 30/06/2024	Dep.	Balance as at 01/07/2023	Charged during the	Balance as at 30/06/2024	Value as on 30/06/2024
120	Dlink UTP Cable	26.12.18	500 Mtr	36	18,000	18,000			18,000	20%	15,436	2,564	18,000	-
	BRB Power Cable		180 Mtr	20	3,600	3,600			3,600	20%	3,087	513	3,600	-
	Connector		24	20	480	480			480	20%	412	68	480	-
	Port Switch		2	6,150	12,300	12,300			12,300	20%	10,548	1,752	12,300	-
	Port Switch		1	3,850	3,850	3,850			3,850	20%	3,302	548	3,850	-
	Camera Installation		10	1,500	15,000	15,000			15,000	20%	12,863	2,137	15,000	-
	UPS(Offline)		5	10,690	53,450	53,450			53,450	20%	48,237	5,213	53,450	-
	UPS(Online)		8	4,550	36,400	36,400			36,400	20%	32,850	3,550	36,400	-
	Service Charge		2	1,500	3,000	3,000			3,000	20%	2,707	293	3,000	-
	Multimedia Projector		2	58,800	117,600	117,600			117,600	20%	106,130	11,470	117,600	-
	Multimedia Projector		2	37,300	74,600	74,600			74,600	20%	67,324	7,276	74,600	-
	HDMI Cable For Multimedia Projector		3	3,200	9,600	9,600			9,600	20%	8,664	936	9,600	-
Wireless Dongle For Multimedia Projector	2	3,600	7,200	7,200			7,200	20%	6,498	702	7,200	-		
121	Sharp MX-M315	13.12.18	1	226,400	226,400	226,400			226,400	20%	205,930	20,470	226,400	-
	Photo Copier Machine Stand		1	8,600	8,600	8,600			8,600	20%	7,822	778	8,600	-
122	Walton LED TV	4.12.18	2	39,542	79,084	79,084			79,084	20%	72,324	6,760	79,084	-
	Walton 40" LED TV		1	43,608	43,608	43,608			43,608	20%	39,880	3,728	43,608	-
	IP Phone		28	6,800	190,400	190,400			190,400	20%	174,125	16,275	190,400	-
123	Compressor	30.10.18	1	18,725	18,725	18,725			18,725	20%	17,484	1,241	18,725	-
	Compressor		1	1,712	1,712	1,712			1,712	20%	1,599	113	1,712	-
	Gas chage		1	2,675	2,675	2,675			2,675	20%	2,498	177	2,675	-
	Service Charge		1	1,070	1,070	1,070			1,070	20%	999	71	1,070	-
124	Walton A/C	18.10.18	1	62,595	62,595	62,595			62,595	20%	58,856	3,739	62,595	-
	Installation TAX/VAT		1	8,025	8,025	8,025			8,025	20%	7,546	479	8,025	-
	Brother Brank Fax-2840	9.10.18	1	22,700	22,700	22,700			22,700	20%	21,456	1,244	22,700	-
	Celling Wall Mount	26.07.18	6	5,833	35,000	35,000			35,000	20%	34,521	479	35,000	-
125	Phone-GXP1625	3.09.19	20	6,500	130,000	130,000			130,000	20%	98,515	26,000	124,515	5,485
126	Walton-Refezerator	31.07.19	1	18,576	18,576	18,576			18,576	20%	14,555	3,715	18,271	305
127	Destop- Toshiba HDD 4TB	19.09.19	1	11,500	11,500	11,500			11,500	20%	8,696	2,300	10,996	504
128	CC TV Camera-DS2CD2121GOI	16.09.19	1	9,800	9,800	9,800			9,800	20%	7,427	1,960	9,387	413
129	Walton A/C-WSN	30.10.19	2	69,403	138,805	138,805			138,805	20%	101,841	27,761	129,602	9,203
130	Microphone	30.10.19	1	32,000	32,000	32,000			32,000	20%	23,478	6,400	29,878	2,122
131	Microphone, Cable	30.10.19	1	3,000	3,000	3,000			3,000	20%	2,201	600	2,801	199
132	Hand Microphone-Table Stand	30.10.19	2	4,000	8,000	8,000			8,000	20%	5,870	1,600	7,470	530
133	Paper Sader Machine	05.10.19	1	11,250	11,250	11,250			11,250	20%	8,408	2,250	10,658	592
134	Warless Mouse-M170	05.10.19	1	845	845	845			845	20%	632	169	801	44
135	Value Top	05.10.19	2	850	1,700	1,700			1,700	20%	1,271	340	1,611	89
136	Laser Printer	05.10.19	1	13,000	13,000	13,000			13,000	20%	9,716	2,600	12,316	684
137	Warless Mouse-M171	17.12.19	1	900	900	900			900	20%	635	180	815	85
138	Scanner	17.12.19	4	3,800	15,200	15,200			15,200	20%	10,752	3,040	13,792	1,408
139	Laser Printer	17.12.19	1	13,100	13,100	13,100			13,100	20%	9,267	2,620	11,887	1,213
140	Portable HD	18.12.19	1	7,435	7,435	7,435			7,435	20%	5,255	1,487	6,742	693
141	FHP Off Line UPS	18.12.19	1	3,050	3,050	3,050			3,050	20%	2,156	610	2,766	284
142	UTP Cable	18.12.19	1	11,300	11,300	11,300			11,300	20%	7,985	2,260	10,245	1,055
143	DS7608-ni	17.12.19	1	14,300	14,300	14,300			14,300	20%	10,108	2,860	12,968	1,332
144	Router-Duel Brand	25.11.19	1	11,060	11,060	11,060			11,060	20%	7,957	2,212	10,169	891
145	UPS Battery	25.11.19	10	1,390	13,900	13,900			13,900	20%	10,000	2,780	12,780	1,120



Sl. No.	Description	Date of	Qty.	Unit Price	Total Price	Cost			Depreciation				Net Book		
						Balance as at	Addition during	Disposal/A	Balance as at	Dep.	Balance as at	Charged	Balance as at	Value as on	
				01/07/2023	the year	30/06/2024	Rate		01/07/2023	during the	30/06/2024	30/06/2024			
				Taka	Taka										
146	IPphone	15.12.19	35	6,500	227,500	227,500			227,500	20%	161,182	45,500	206,682		20,818
147	UPS Battery-12v	09.01.20	6	1,300	7,800	7,800			7,800	20%	5,454	1,560	7,014		786
148	External HDD	08.03.20	1	12,850	12,850	12,850			12,850	20%	8,724	2,570	11,294		1,556
149	Wirless Keyboard	08.03.20	2	1,275	2,550	2,550			2,550	20%	1,730	510	2,240		310
150	UPS Battery-12v	08.03.20	6	1,500	9,000	9,000			9,000	20%	6,110	1,800	7,910		1,090
151	IP Camera	23.02.20	14	6,400	89,600	89,600			89,600	20%	61,075	17,920	78,995		10,605
152	Network Cable-3	23.02.20	3	7,400	22,200	22,200			22,200	20%	15,132	4,440	19,572		2,628
153	Harddisk	23.02.20	2	8,700	17,400	17,400			17,400	20%	11,860	3,480	15,340		2,060
154	POE Switch	23.02.20	4	6,500	26,000	26,000			26,000	20%	17,723	5,200	22,923		3,077
155	Network Cannetor	23.02.20	50	20	1,000	1,000			1,000	20%	682	200	882		118
156	Accessories	23.02.20	1	19,300	19,300	19,300			19,300	20%	13,156	3,860	17,016		2,284
157	Walton Television	19.02.20	1	16,353	16,353	16,353			16,353	20%	10,993	3,271	14,264		2,089
158	Attendance Device	24.03.20	1	30,000	30,000	30,000			30,000	20%	19,610	6,000	25,610		4,390
159	Walton Deep Fridge	07.06.20	1	24,930	24,930	24,930			24,930	20%	15,259	4,986	20,245		4,685
160	Lock	22.06.20	2	4,500	9,000	9,000			9,000	20%	5,439	1,800	7,239		1,761
161	Push Butten	22.06.20	2	1,200	2,400	2,400			2,400	20%	1,450	480	1,930		470
162	Accessories Package	22.06.20	1	3,200	3,200	3,200			3,200	20%	1,934	640	2,574		626
163	CC Camera		1	11,000	11,000	11,000			11,000	20%	6,648	2,200	8,848		2,152
164	Walton AC-WSI-KRYESTA	29.06.20	1	74,697	74,697	74,697			74,697	20%	45,144	14,939	60,083		14,614
165	Fax Machine Laser Unit		1	23,500	23,500	23,500			23,500	20%	14,112	4,700	18,812		4,688
166	Audio Out	28.06.2021	1	39,500	39,500	39,500			39,500	20%	15,865	7,900	23,765		15,735
167	Sony Bravia	22.06.2021	1	25,000	25,000	25,000			25,000	20%	10,123	5,000	15,123		9,877
168	Smart Television	31.05.2021	1	24,843	24,843	24,843			24,843	20%	10,359	4,969	15,328		9,515
169	Polycom Studio	03.03.2021	1	132,597	132,597	132,597			132,597	20%	61,685	26,519	88,204		44,393
170	Ploycom Expension Microphone	03.03.2021	1	22,099	22,099	22,099			22,099	20%	10,280	4,420	14,699		7,400
171	Smart Television	09.02.2021	1	23,980	23,980	23,980			23,980	20%	11,458	4,796	16,254		7,726
172	Walton A/C	20.11.2020	1	76,092	76,092	76,092			76,092	20%	39,735	15,218	54,953		21,139
173	Walton A/C	08.10.2020	1	71,904	71,904	71,904			71,904	20%	41,684	14,381	56,064		15,840
174	Sharp Photocopier Machine Stand	29.09.2020	1	10,000	10,000	10,000			10,000	20%	5,584	2,000	7,584		2,416
175	Walton A/C	15.09.2020	1	67,089	67,089	35,505			35,505	20%	19,822	7,101	26,923		8,582
176	Mother Board	28.07.2020	1	9,870	9,870	17,310			17,310	20%	10,130	3,462	13,592		3,718
177	Repairs Maintenance of others	28.07.2020			-	67,089			67,089	20%	39,260	13,418	52,677		14,412
178	Others Office Equipment and Machinery	28.07.2020			-	9,870			9,870	20%	5,776	1,974	7,750		2,120
179	High Definition PTZ IP Camera	26.09.2021	1	325,000	325,000	325,000			325,000	20%	114,329	65,000	179,329		145,671
180	Microphone	26.09.2021	1	28,600	28,600	28,600			28,600	20%	10,061	5,720	15,781		12,819
181	Delegate Unit with Microphone	26.09.2021	12	27,600	331,200	331,200			331,200	20%	116,510	66,240	182,750		148,450
182	Control Unit with Recorder	26.09.2021	1	128,000	128,000	128,000			128,000	20%	45,028	25,600	70,628		57,372
183	Network Cable	26.09.2021	2	9,000	18,000	18,000			18,000	20%	6,332	3,600	9,932		8,068
184	HDMI Capture	26.09.2021	1	50,000	50,000	50,000			50,000	20%	17,589	10,000	27,589		22,411
185	Audio ,HDMI,Sound, Cable	26.09.2021	1	30,000	30,000	30,000			30,000	20%	10,553	6,000	16,553		13,447
186	Lan-Switch	26.09.2021	1	5,000	5,000	5,000			5,000	20%	1,759	1,000	2,759		2,241
187	Camera Stand	26.09.2021	1	6,000	6,000	6,000			6,000	20%	2,111	1,200	3,311		2,689
188	Installation & others	26.09.2021	1	20,000	20,000	20,000			20,000	20%	7,036	4,000	11,036		8,964
189	Repairs Maintenance office Equipment	12.10.2021		9,670	9,670	9,670			9,670	20%	3,317	1,934	5,251		4,419
190	Repairs Maintenance office Equipment	26.10.2021		7,370	7,370	7,370			7,370	20%	2,471	1,474	3,945		3,425
191	Repairs Maintenance office Equipment	18.11.2021		9,660	9,660	9,660			9,660	20%	3,118	1,932	5,050		4,610
192	Waltan Fan	08.12.2021	7	3,335	23,345	23,345			23,345	20%	7,279	4,669	11,948		11,397



Sl. No.	Description	Date of	Qty.	Unit Price	Total Price	Cost			Depreciation				Net Book Value as on 30/06/2024	
		Taka		Taka	Balance as at 01/07/2023	Addition during the year	Disposal/A	Balance as at 30/06/2024	Dep. Rate	Balance as at 01/07/2023	Charged during the	Balance as at 30/06/2024		
193	Waltan Air Conditioner	21.12.2021	1	71,830	71,830	71,830			71,830	20%	21,884	14,366	36,250	35,580
194	Waltan Air Conditioner WSI Rivarine 24C	27.12.2021	1	82,830	82,830	82,830			82,830	20%	24,962	16,566	41,528	41,302
195	Rack	22.02.2022	1	24,500	24,500	24,500			24,500	20%	6,618	4,900	11,518	12,982
196	2 Option Machine	28.03.2022	1	23,000	23,000	23,000			23,000	20%	5,785	4,600	10,385	12,615
197	Android TV WE-MX 43UDG	31.05.2022	1	46,710	46,710	46,710			46,710	20%	10,110	9,342	19,452	27,258
198	Coffee Machine	12.06.2022	1	23,000	23,000	23,000			23,000	20%	4,827	4,600	9,427	13,573
199	Waltan Air Conditioner WSI Rivarine 24C	14.06.2022	1	80,410	80,410	80,410			80,410	20%	16,787	16,082	32,869	47,541
200	Online Ups HIP 33020S/H	30.06.2022	1	549,500	549,500	549,500			549,500	20%	109,900	109,900	219,800	329,700
201	AC Compressor & Access	15.09.2022	1	194,800	194,800	194,800			194,800	20%	30,741	38,960	69,701	125,099
202	AC Parts	16.10.2022	1	18,500	18,500	18,500			18,500	20%	2,605	3,700	6,305	12,195
203	Multimedia Projector	13.04.2023	1	935,678	935,678	935,678			935,678	20%	39,991	187,136	227,126	708,552
Sub-Total					90,135,926	48,185,960	3,161,382	-	51,347,343		44,918,658	1,535,955	46,454,613	4,892,742
D	Computer and Printer													
1	Computer Monitor		2	6,000	12,000	12,000			12,000	20%	12,000	-	12,000	-
2	Computer Monitor		3	8,650	25,950	25,950			25,950	20%	25,950	-	25,950	-
3	Printer Hp Laser JetPro 401		1	41,000	41,000	41,000			41,000	20%	41,000	-	41,000	-
4	Printer Hp Laser JetPro2035		1	21,000	21,000	21,000			21,000	20%	21,000	-	21,000	-
5	Computer Dell 390MT Core i5		1	62,640	62,640	62,640			62,640	20%	62,640	-	62,640	-
6	Laser printer Jet Pro-2035		2	22,800	45,600	45,600			45,600	20%	45,600	-	45,600	-
7	Monitor 18.5"		1	9,196	9,196	9,196			9,196	20%	9,196	-	9,196	-
8	LCD Monitor 18.5" Samsung		2	8,164	16,328	16,328			16,328	20%	16,328	-	16,328	-
9	HP Laser Printer P-2035		1	27,200	27,200	27,200			27,200	20%	27,200	-	27,200	-
10	Laptop		1	135,000	135,000	135,000			135,000	20%	135,000	-	135,000	-
11	Laptop (Dell) 14Z core i5		2	60,610	121,220	121,220			121,220	20%	121,220	-	121,220	-
12	Laptop (Dell) Inspiron 15R		1	77,330	77,330	77,330			77,330	20%	77,330	-	77,330	-
13	Pentium-iv PC		3	40,700	122,100	122,100			122,100	20%	122,100	-	122,100	-
14	Computer		1	47,500	47,500	47,500			47,500	20%	47,500	-	47,500	-
15	Printer HP Laser Jet 1200		1	26,600	26,600	26,600			26,600	20%	26,600	-	26,600	-
16	UPS		3	5,675	17,025	17,025			17,025	20%	17,025	-	17,025	-
17	Printer Canon BJC 2100sp		1	3,500	3,500	3,500			3,500	20%	3,500	-	3,500	-
18	Data Temination Unit (DTU)		1	85,000	85,000	85,000			85,000	20%	85,000	-	85,000	-
19	Printer HP Laser Jet 2300		1	59,305	59,305	59,305			59,305	20%	59,305	-	59,305	-
20	Pentium-iv PC		1	36,900	36,900	36,900			36,900	20%	36,900	-	36,900	-
21	Monitor 15"		2	5,050	10,100	10,100			10,100	20%	10,100	-	10,100	-
22	HP Compaq PC		1	66,000	66,000	66,000			66,000	20%	66,000	-	66,000	-
23	Pentium-iv PC		2	36,300	72,600	72,600			72,600	20%	72,600	-	72,600	-
24	LEXMARK T632 Laser Printer with Toner		2	68,850	137,700	137,700			137,700	20%	137,700	-	137,700	-
25	HP LaserJet L1320		1	28,500	28,500	28,500			28,500	20%	28,500	-	28,500	-
26	Printer		8		76,687	76,687			76,687	20%	76,687	-	76,687	-
27	Printer		-		72,000	72,000			72,000	20%	72,000	-	72,000	-
28	Laptop		1	150,000	150,000	150,000			150,000	20%	150,000	-	150,000	-
29	Computer, Printer, Laptop			160,300	160,300	160,300			160,300	20%	160,300	-	160,300	-
30	Computer with UPS		2	63,050	126,100	126,100			126,100	20%	126,100	-	126,100	-
31	HP Computer, UPS, Printer		1	86,300	86,300	86,300			86,300	20%	86,300	-	86,300	-
32	HP Computer-1, UPS-1, Laser Jet Printer-2			114,800	114,800	114,800			114,800	20%	114,800	-	114,800	-
33	Laser Jet Printer-2, Desk Jet-2			84,500	84,500	84,500			84,500	20%	84,500	-	84,500	-





Sl. No.	Description	Date of	Qty.	Unit Price	Total Price	Cost			Depreciation					Net Book Value as on 30/06/2024
				Taka	Taka	Balance as at 01/07/2023	Addition during the year	Disposal/A	Balance as at 30/06/2024	Dep. Rate	Balance as at 01/07/2023	Charged during the	Balance as at 30/06/2024	
34	Computer-2, UPS-2, Laser Jet Printer-2		2	115,700	231,400	231,400			231,400	20%	231,400	-	231,400	-
35	Laptop		2	130,700	261,400	261,400			261,400	20%	261,400	-	261,400	-
36	Laptop		1	130,700	130,700	130,700			130,700	20%	130,700	-	130,700	-
37	Laptop, Printer HP		1	166,155	166,155	166,155			166,155	20%	166,155	-	166,155	-
38	HP LaserJet: 2600		2	23,900	47,800	47,800			47,800	20%	47,800	-	47,800	-
39	Printer-laser Jet-3, Color Printer			136,500	136,500	136,500			136,500	20%	136,500	-	136,500	-
40	Laptop		5	97,905	489,525	489,525			489,525	20%	489,525	-	489,525	-
41	Laptop		1	130,700	130,700	130,700			130,700	20%	130,700	-	130,700	-
42	HP Laser Jet		1	38,000	38,000	38,000			38,000	20%	38,000	-	38,000	-
43	Laptop		2	74,000	148,000	148,000			148,000	20%	148,000	-	148,000	-
44	Server		1	1,246,550	1,246,550	1,246,550			1,246,550	20%	1,246,550	-	1,246,550	-
45	Laptop		4	82,500	330,000	330,000			330,000	20%	330,000	-	330,000	-
46	UPS		2	120,175	240,350	240,350			240,350	20%	240,350	-	240,350	-
47	Fujitsu Life book Laptop		19	101,775	1,933,725	1,933,725			1,933,725	20%	1,933,725	-	1,933,725	-
48	Desk Computer		11	47,200	519,200	519,200			519,200	20%	519,200	-	519,200	-
49	PC		1	31,698	31,698	31,698			31,698	20%	31,698	-	31,698	-
50	LCD Monitor		4	13,293	53,170	53,170			53,170	20%	53,170	-	53,170	-
51	Scanner		1	79,000	79,000	79,000			79,000	20%	79,000	-	79,000	-
52	Desk Computer		1	72,000	72,000	72,000			72,000	20%	72,000	-	72,000	-
53	Portable Hard Drive		1	10,200	10,200	10,200			10,200	20%	10,200	-	10,200	-
54	Laptop		5	67,016	335,080	335,080			335,080	20%	335,080	-	335,080	-
55	Laptop		19	101,775	1,933,725	1,933,725			1,933,725	20%	1,933,725	-	1,933,725	-
56	Mouse			350	350	350			350	20%	350	-	350	-
57	Computer Printer		1	103,000	103,000	103,000			103,000	20%	103,000	-	103,000	-
58	Computer		1	47,400	47,400	47,400			47,400	20%	47,400	-	47,400	-
59	22" LCD Monitor, Dell		2	40,000	80,000	80,000			80,000	20%	80,000	-	80,000	-
60	Printer		2	75,000	150,000	150,000			150,000	20%	150,000	-	150,000	-
61	Scanner Machine		1	8,360	8,360	8,360			8,360	20%	8,360	-	8,360	-
62	Desktop Computer		1	51,000	51,000	51,000			51,000	20%	51,000	-	51,000	-
63	Tally software		1	20,900	20,900	20,900			20,900	20%	20,900	-	20,900	-
64	Computer		1	50,500	50,500	50,500			50,500	20%	50,500	-	50,500	-
65	Hard Drive		1	24,590	24,590	24,590			24,590	20%	24,590	-	24,590	-
66	Desktop Computer HP Comopact		4	73,300	293,200	293,200			293,200	20%	293,200	-	293,200	-
67	Laptop Computer		2	88,500	177,000	177,000			177,000	20%	177,000	-	177,000	-
68	Table		2	59,000	118,000	118,000			118,000	20%	118,000	-	118,000	-
69	IBM ThinkCenter Brand PC with Tape Drive		1	129,800	129,800	129,800			129,800	20%	129,800	-	129,800	-
70	IBM ThinkCenter Brand PC without Tape		7	99,000	693,000	693,000			693,000	20%	693,000	-	693,000	-
71	Laser Printer		1	35,000	35,000	35,000			35,000	20%	35,000	-	35,000	-
72	Daewoo Computer		3	90,000	270,000	270,000			270,000	20%	270,000	-	270,000	-
73	Lap Top Computer		1	185,000	185,000	185,000			185,000	20%	185,000	-	185,000	-
74	Laser Jet Printer		1	82,000	82,000	82,000			82,000	20%	82,000	-	82,000	-
75	Babble Jet Printer		1	18,000	18,000	18,000			18,000	20%	18,000	-	18,000	-
76	Fax Modem		3	9,000	27,000	27,000			27,000	20%	27,000	-	27,000	-
77	Computer		1	95,121	95,121	95,121			95,121	20%	95,121	-	95,121	-
78	Dell Vostro 1310 Laptop		2	73,500	44,100	44,100			44,100	20%	44,100	-	44,100	-
79	HIP Laser Printer		1	27,000	8,100	8,100			8,100	20%	8,100	-	8,100	-
80	HIP Colour Printer		1	60,000	18,000	18,000			18,000	20%	18,000	-	18,000	-



Sl. No.	Description	Date of	Qty.	Unit Price	Total Price	Cost				Depreciation				Net Book
				Taka	Taka	Balance as at 01/07/2023	Addition during the year	Disposal/A	Balance as at 30/06/2024	Dep. Rate	Balance as at 01/07/2023	Charged during the	Balance as at 30/06/2024	Value as on 30/06/2024
81	Computer		1	124,560	124,560	124,560			124,560	20%	124,560	-	124,560	-
82	Printer		1	70,200	70,200	70,200			70,200	20%	70,200	-	70,200	-
83	Computer		1	384,000	384,000	384,000			384,000	20%	384,000	-	384,000	-
84	Printer Color Laser JetPro 451DN		1	72,000	72,000	72,000			72,000	20%	72,000	-	72,000	-
85	Desktop Computer Dell Ooptiplex 3010MT		23	53,200	1,223,600	1,223,600			1,223,600	20%	1,223,600	-	1,223,600	-
86	HP Laser JetPro 2035		1	22,000	22,000	22,000			22,000	20%	22,000	-	22,000	-
87	Canon Printer LBP 6750		2	55,000	110,000	110,000			110,000	20%	110,000	-	110,000	-
88	Desktop Computer Dell Optiplex 3020MT		25	51,850	1,296,250	1,296,250			1,296,250	20%	1,296,250	-	1,296,250	-
89	UPS		25	5,080	127,000	127,000			127,000	20%	127,000	-	127,000	-
90	Dell Latitude 3450, Core i3, Orgin win7		1	50,000	50,000	50,000			50,000	20%	50,000	-	50,000	-
91	Printer HP Laserjet P3015DN		2	69,500	139,000	139,000			139,000	20%	139,000	-	139,000	-
92	HP Probook 440 G3		20	74,500	1,490,000	1,490,000			1,490,000	20%	1,490,000	-	1,490,000	-
93	HP Pro Desk 400 G3 MT		25	54,300	1,357,500	1,357,500			1,357,500	20%	1,357,500	-	1,357,500	-
94	Power Pack 1200 VA off-line UPS		25	6,800	170,000	170,000			170,000	20%	170,000	-	170,000	-
95	LED Wide Monitor Samsung 19"		4	6,922	27,688	27,688			27,688	20%	27,688	-	27,688	-
96	LED Wide Monitor Samsung 22"		1	10,707	10,707	10,707			10,707	20%	10,707	-	10,707	-
97	USB A4tec Mouse		5	276	1,380	1,380			1,380	20%	1,380	-	1,380	-
98	USB A4tec Mouse Keyboard		3	535	1,605	1,605			1,605	20%	1,605	-	1,605	-
99	RAM DDR4 16GB for PC		1	9,076	9,076	9,076			9,076	20%	9,076	-	9,076	-
100	RAM DDR2 2GB for PC		3	1,190	3,570	3,570			3,570	20%	3,570	-	3,570	-
101	HDD 1TB for PC		1	4,162	4,162	4,162			4,162	20%	4,162	-	4,162	-
102	TB Link Network Swith		2	919	1,838	1,838			1,838	20%	1,838	-	1,838	-
103	RJ45 Micro net Connector		100	17	1,650	1,650			1,650	20%	1,650	-	1,650	-
104	AC Power Cable for PC		5	89	445	445			445	20%	445	-	445	-
105	Fujitsu Life S6420 Laptop Adapter		3	763	2,289	2,289			2,289	20%	2,289	-	2,289	-
106	Desktop Dell Power Supply		2	1,500	3,000	3,000			3,000	20%	3,000	-	3,000	-
107	Printer: HP Laser Jet Pro M706N		1	75,000	75,000	75,000			75,000	20%	75,000	-	75,000	-
108	Printer: HP Color LaserJet Pro M452NW		1	55,000	55,000	55,000			55,000	20%	55,000	-	55,000	-
109	Printer: HP Color Laser JetPro M177FW		1	29,000	29,000	29,000			29,000	20%	29,000	-	29,000	-
110	SCAN HP JETG3110		1	9,500	9,500	9,500			9,500	20%	9,500	-	9,500	-
111	UPS BATTERY		8	5,231	41,850	41,850			41,850	20%	41,850	-	41,850	-
112	Server Ram 1GB : Kingston		5	8,000	40,000	40,000			40,000	20%	40,000	-	40,000	-
113	Desktop PC : Flora PC		2	73,500	147,000	147,000			147,000	20%	147,000	-	147,000	-
114	Color Printer Epson		1	52,500	52,500	52,500			52,500	20%	52,500	-	52,500	-
115	USB HDD-1TB		1	5,800	5,800	5,800			5,800	20%	5,800	-	5,800	-
116	Laptp Bttery		4	1,300	5,200	5,200			5,200	20%	5,200	-	5,200	-
117	Laptop Adaptor		1	750	750	750			750	20%	750	-	750	-
118	CMOS Battery		10	100	1,000	1,000			1,000	20%	1,000	-	1,000	-
119	Head Phone		1	1,100	1,100	1,100			1,100	20%	1,100	-	1,100	-
120	Network Switch TP Link		2	880	1,760	1,760			1,760	20%	1,760	-	1,760	-
121	Router TP Link		2	1,890	3,780	3,780			3,780	20%	3,780	-	3,780	-
122	USB Mouse A4tec		5	300	1,500	1,500			1,500	20%	1,500	-	1,500	-
123	Wireless Mouse A4tec		1	980	980	980			980	20%	980	-	980	-
124	Desktop RAM DDR2		1	950	950	950			950	20%	950	-	950	-
125	Online UPS Battery		8	6,231	49,850	49,850			49,850	20%	49,850	-	49,850	-
126	UPS 12va		8	4,925	39,400	39,400			39,400	20%	39,400	-	39,400	-
127	LED Monitor		3	7,000	21,000	21,000			21,000	20%	21,000	-	21,000	-



Sl. No.	Description	Date of	Qty.	Unit Price	Total Price	Cost				Depreciation				Net Book
				Taka	Taka	Balance as at	Addition during the year	Disposal/A	Balance as at	Dep.	Balance as at	Charged during the	Balance as at	Value as on 30/06/2024
						01/07/2023			30/06/2024	Rate	01/07/2023	30/06/2024		
128	USB HDD-2TB		1	8,600	8,600	8,600			8,600	20%	8,600	-	8,600	-
129	USB KEYBOARD A4tec		2	580	1,160	1,160			1,160	20%	1,160	-	1,160	-
130	USB Mouse A4tec		5	300	1,500	1,500			1,500	20%	1,500	-	1,500	-
131	Router TP Link		2	1,900	3,800	3,800			3,800	20%	3,800	-	3,800	-
132	USB Transcend HDD-2TB		1	8,800	8,800	8,800			8,800	20%	8,800	-	8,800	-
133	UPS-Power Guard		2	10,800	21,600	21,600			21,600	20%	21,600	-	21,600	-
134	UPS KSTAR 1200VA		5	5,000	25,000	25,000			25,000	20%	25,000	-	25,000	-
135	TP LINK 8 PORT SWITH		5	900	4,500	4,500			4,500	20%	4,500	-	4,500	-
136	TP LINK Router 300 Mbps		2	1,900	3,800	3,800			3,800	20%	3,800	-	3,800	-
137	A4Tee USB Mouse		5	300	1,500	1,500			1,500	20%	1,500	-	1,500	-
138	AC Power Cable		5	300	1,500	1,500			1,500	20%	1,500	-	1,500	-
139	A60 2:1 Speaker		1	1,700	1,700	1,700			1,700	20%	1,700	-	1,700	-
140	HDMI to VGA Conveerter		2	390	780	780			780	20%	780	-	780	-
141	Aver media tv card		2	1,850	3,700	3,700			3,700	20%	3,700	-	3,700	-
142	Network Patchcable 3M		68	118	8,024	8,024			8,024	20%	8,024	-	8,024	-
143	HP Notebook 348G4 NB		35	54,970	1,923,950	1,923,950			1,923,950	20%	1,923,950	-	1,923,950	-
144	Microsoft, Windows 10 (64)		35	11,798	412,930	412,930			412,930	20%	412,930	-	412,930	-
145	LBP 6780x NW & Duplex 40 ppm		3	52,500	157,500	157,500			157,500	20%	157,500	-	157,500	-
146	IBM ThinkCenter Brand PC with Tape Drive	23/8/17			110,000	110,000			110,000	20%	110,000	-	110,000	-
147	Desktop Computer HP Comopact	11/09/17			198,000	198,000			198,000	20%	198,000	-	198,000	-
148	UPS BATTERY	07/11/17			35,640	35,640			35,640	20%	35,640	-	35,640	(0)
149	HP Laser JetPro 2035	17/12/17			26,300	26,300			26,300	20%	26,300	-	26,300	-
150	Data Temination Unit (DTU)	20/2/18			70,890	70,890			70,890	20%	70,890	-	70,890	-
151	Printer HP Laserjet P3015DN	14/3/18			130,200	130,200			130,200	20%	130,200	-	130,200	-
152	Computer	04/04/18			95,100	95,100			95,100	20%	95,100	-	95,100	-
153	Desktop PC : Flora PC	07/05/18			225,400	225,400			225,400	20%	225,400	-	225,400	-
154	Printer: HP Laser Jet Pro M706N	21/5/18			75,718	75,718			75,718	20%	75,718	-	75,718	-
155	Desk Computer	27/6/18			1,922,160	1,922,160			1,922,160	20%	1,922,160	-	1,922,160	-
156	Desktop	26.6.19	20	47,724	954,482	954,482	-		954,482	20%	766,201	188,281.00	954,482	0
157	Laptop		25	72,849	1,821,228	1,821,228	-		1,821,228	20%	1,461,972	359,256	1,821,228	-
158	UPS		20	4,928	98,562	98,562	-		98,562	20%	79,120	19,442	98,562	-
159	Desktop		5	47,724	238,621	238,621	-		238,621	20%	191,551	47,070	238,621	-
160	UPS		5	4,928	24,641	24,641	-		24,641	20%	19,780	4,861	24,641	-
161	Operating System		5	10,549	52,746	52,746	-		52,746	20%	42,341	10,405	52,746	-
162	Canon LBP312X	6.03.19	3	53,000	159,000	159,000	-		159,000	20%	137,393	21,607	159,000	-
163	Canon LBP214DW		1	25,000	25,000	25,000	-		25,000	20%	21,603	3,397	25,000	-
164	UPS Battery PC Power 12V 7.5Ah		20	1,300	26,000	26,000	-		26,000	20%	22,467	3,533	26,000	-
165	TP-Link TL-WR841N 300Mbps Router		15	1,750	26,250	26,250	-		26,250	20%	22,683	3,567	26,250	-
166	14"LED Panel		1	4,200	4,200	4,200	-		4,200	20%	3,629	571	4,200	-
167	Logitech MK235 Wireless Keyboard-Mouse		1	2,050	2,050	2,050	-		2,050	20%	1,771	279	2,050	-
168	Media Converter Manager FH-C2U-14,Model:FH-NET	1.10.18	1	15,375	15,375	15,375	-		15,375	20%	13,286	2,089	15,375	-
169	UPS		2	5,050	10,100	10,100	-		10,100	20%	9,591	509	10,100	-
170	Net Patch		20	320	6,400	6,400	-		6,400	20%	6,077	323	6,400	-
171	Net Gear		2	1,190	2,380	2,380	-		2,380	20%	2,260	120	2,380	-
172	Router		2	1,800	3,600	3,600	-		3,600	20%	3,419	181	3,600	-



Sl. No.	Description	Date of	Qty.	Unit Price	Total Price	Cost				Depreciation				Net Book
				Taka	Taka	Balance as at	Addition during the year	Disposal/A	Balance as at	Dep. Rate	Balance as at	Charged during the	Balance as at	Value as on 30/06/2024
						01/07/2023			30/06/2024		01/07/2023		30/06/2024	
173	Laptop Locker		5	380	1,900	1,900	-		1,900	20%	1,804	96	1,900	-
174	Unifi		4	14,500	58,000	58,000	-		58,000	20%	55,076	2,924	58,000	-
175	Wireless Key		1	1,900	1,900	1,900	-		1,900	20%	1,804	96	1,900	-
176	Power Supply		2	900	1,800	1,800	-		1,800	20%	1,709	91	1,800	-
177	Canon DR-C240 Scanner		1	42,000	42,000	42,000	-		42,000	20%	40,389	1,611	42,000	-
178	Canon Pixma		1	12,000	12,000	12,000	-		12,000	20%	11,540	460	12,000	-
179	Supply And Installation		1	72,011	72,011	72,011	-		72,011	20%	70,512	1,499	72,011	-
180	Backup Server		1	21,400	21,400	21,400	-		21,400	20%	20,954	446	21,400	-
181	Rent of Installation		7	16,050	112,350	112,350	-		112,350	20%	110,011	2,339	112,350	-
182	Ethernet Switch		2	2,140	4,280	4,280	-		4,280	20%	4,191	89	4,280	-
183	UTP(ULAN)		1,000	10	10,165	10,165	-		10,165	20%	9,953	212	10,165	-
184	Network Setup		1 Room		16,050	16,050	-		16,050	20%	15,716	334	16,050	-
185	Destop-Del Vostro 3671 MT	09.06.20	32	53,946	1,726,272	1,726,272			1,726,272	20%	1,055,627	345,254	1,400,882	325,390
186	UPS-Power Guard 1200	09.06.20	32	4,856	155,392	155,392			155,392	20%	95,023	31,078	126,102	29,290
187	Laptop-Del Latitude3400	09.06.20	10	86,696	866,960	866,960			866,960	20%	530,152	173,392	703,544	163,416
188	Canon Pixma G2010	01.10.19	1	13,140	13,140	13,140			13,140	20%	9,850	2,628	12,478	662
189	Canon Image Plus LBP-6230	01.10.19	1	14,990	14,990	14,990			14,990	20%	11,236	2,998	14,234	756
190	Western Digital 1TB	01.10.19	2	3,890	7,780	7,780			7,780	20%	5,832	1,556	7,388	392
191	Western Digital 1TB	01.10.19	2	3,950	7,900	7,900			7,900	20%	4,740	1,580	6,320	1,580
192	Transcend 4GB	01.10.19	2	2,050	4,100	4,100			4,100	20%	3,073	820	3,893	207
193	ADADA 2GB	01.10.19	2	690	1,380	1,380			1,380	20%	1,034	276	1,310	70
194	HP 400G3 Desktop	16.06.21	1	2,000	2,000	2,000			2,000	20%	815	400	1,215	785
195	HP Laptop Battery	16.06.21	1	1,120	1,120	1,120			1,120	20%	457	224	681	439
196	HP laptop Adapter	16.06.21	1	500	500	500			500	20%	204	100	304	196
197	Dell Laptop Battery	16.06.21	1	1,320	1,320	1,320			1,320	20%	538	264	802	518
198	HP Desktop	16.06.21	1	3,450	3,450	3,450			3,450	20%	1,406	690	2,096	1,354
199	Desktop & Laptop Motherboard Parts	16.06.21		4,000	-	4,000			4,000	20%	1,631	800	2,431	1,569
200	Element Cover Replacement	23.03.2021	1	1,500	1,500	1,500			1,500	20%	681	300	981	519
201	Scanner Repair	23.03.2021	1	800	800	800			800	20%	363	160	523	277
202	Printer Repair & Service Charge	23.03.2021	1	500	500	500			500	20%	227	100	327	173
203	Mouse A4 G3	01.03.2021	5	550	2,750	2,750			2,750	20%	1,282	550	1,832	918
204	Keyboard	01.03.2021	10	575	5,750	5,750			5,750	20%	2,681	1,150	3,831	1,919
205	Pen Drive	01.03.2021	5	530	2,650	2,650			2,650	20%	1,236	530	1,766	884
206	External Hard Drive	01.03.2021	2	5,200	10,400	10,400			10,400	20%	4,849	2,080	6,929	3,471
207	Converter	01.03.2021	3	200	600	600			600	20%	279	120	399	201
208	Micronet	01.03.2021	100	19	1,900	1,900			1,900	20%	885	380	1,265	635
209	Mouse A4 OP	01.03.2021	10	275	2,750	2,750			2,750	20%	1,282	550	1,832	918
210	Toshiba Laptop	23.01.2021	2	5,100	10,200	10,200			10,200	20%	4,963	2,040	7,003	3,197
211	Laptop Motherboard Service	23.01.2021	1	3,500	3,500	3,500			3,500	20%	1,703	700	2,403	1,097
212	Toshiba HDD 1TB	08.12.2020	1	3,880	3,880	3,880			3,880	20%	1,988	776	2,764	1,116
213	HP Power Switch	08.12.2020	1	1,586	1,586	1,586			1,586	20%	812	317	1,130	456
214	UPS Battery	23.11.2020	20	1,350	27,000	27,000			27,000	20%	14,040	5,400	19,440	7,560
215	Others Computer and Printer Equipment	23.11.2020			-	14,320			14,320	20%	7,446	2,864	10,310	4,010
216	Image CLASS LBP214dw	16.09.2021	2	25,000	50,000	50,000			50,000	20%	17,863	10,000	27,863	22,137
217	LBP 6230dn	16.09.2021	1	15,000	15,000	15,000			15,000	20%	5,359	3,000	8,359	6,641
218	LBP 623Cdw with Duplex WI-Fi	16.09.2021	2	25,000	50,000	50,000			50,000	20%	17,863	10,000	27,863	22,137
219	HP 24f Anti- glare IPS LED Monitor	22.09.2021	1	18,900	18,900	18,900			18,900	20%	6,690	3,780	10,470	8,430



Sl. No.	Description	Date of	Qty.	Unit Price	Total Price	Cost			Depreciation				Net Book	
				Taka	Taka	Balance as at	Addition during the year	Disposal/A	Balance as at	Dep. Rate	Balance as at	Charged during the	Balance as at	Value as on 30/06/2024
						01/07/2023			30/06/2024		01/07/2023		30/06/2024	
220	Canon image Formula DR-C240	31.01.2022	1	72,150	72,150	72,150			72,150	20%	20,360	14,430	34,790	37,360
221	Canon LBP 325x	31.01.2022	1	67,000	67,000	67,000			67,000	20%	18,907	13,400	32,307	34,693
222	HP Color Laser jet	31.01.2022	3	34,500	103,500	103,500			103,500	20%	29,207	20,700	49,907	53,593
223	Latitude 3420	28.06.2022	40	101,689	4,067,560	4,067,560			4,067,560	20%	817,970	813,512	1,631,482	2,436,078
224	Optiplex 5090	28.06.2022	10	100,548	1,005,480	1,005,480			1,005,480	20%	202,198	201,096	403,294	602,186
225	Printer Purchase	17.10.2022	1	35,449	35,449	35,449			35,449	20%	4,973	7,090	12,062	23,387
226	Laser Printer	23.11.2022	1	19,000	19,000	19,000			19,000	20%	2,280	3,800	6,080	12,920
227	Printer Toner	12.12.2022	1	406,960	406,960	406,960			406,960	20%	44,598	81,392	125,990	280,970
228	Laser Printer	20.12.2022	1	53,110	53,110	53,110			53,110	20%	5,587	10,622	16,209	36,901
229	Computer Printer	26.06.2023	1	1,430,199	1,430,199	1,430,199			1,430,199	20%	3,135	286,040	289,174	1,141,025
230	Colour Laser Printer	28.08.2023	1	52,010	52,010	-	52,010		52,010	20%	-	8,664	8,664	43,346
231	Printer & Scanner	18.10.2023	1	484,569	484,569	-	484,569		484,569	20%	-	67,176	67,176	417,393
232	Others Computer and Printer Equipment	25.01.2024	1	30,505	30,505	-	30,505		30,505	20%	-	2,624	2,624	27,881
233	Scanner Machine (Epson V39ii)	23.04.2024	1	9,945	9,945	-	9,932		9,932	20%	-	370	370	9,562
234	Printer	12.06.2024	9	43,948	395,535	-	395,535		395,535	20%	-	4,118	4,118	391,417
235	Laptop	09.06.2024	65	90,030	5,851,950	-	5,851,950		5,851,950	20%	-	70,544	70,544	5,781,406
236	All in All Computer	09.06.2024	10	92,568	925,680	-	925,680		925,680	20%	-	11,159	11,159	914,521
237	Dextop Computer	09.06.2024	20	82,508	1,650,160	-	1,650,160		1,650,160	20%	-	19,892	19,892	1,630,268
238	Offline UPS	09.06.2024	30	7,321	219,630	-	219,630		219,630	20%	-	2,648	2,648	216,982
239	Operting sistem	09.06.2024	95	21,607	2,052,665	-	2,052,665		2,052,665	20%	-	24,744	24,744	2,027,921
240	Micro Softo office	09.06.2024	145	7,579	1,098,955	-	1,098,955		1,098,955	20%	-	13,248	13,248	1,085,707
241	Printer & Scanner	26.06.2023	1	345,190	345,190	345,190			345,190	20%	757	69,038	69,795	275,395
Sub-Total					76,805,194	40,702,848	12,771,591	-	53,474,439		32,351,358	3,028,852	35,380,210	18,094,231
E	Vehicles													
1	Car No.		5	1,074,000	5,370,000	5,370,000			5,370,000	13%	5,370,000	-	5,370,000	-
2	Jeep No.		1	2,957,000	2,957,000	2,957,000			2,957,000	13%	2,957,000	-	2,957,000	-
3	Sports QX Jeep No.	25.09.2023	2	14,584,500	29,169,000	-	29,169,000		29,169,000	13%	-	2,757,070	2,757,070	26,411,930
4	Kia LX Sedan Car	25.09.2024	3	4,500,000	13,500,000	-	13,500,000		13,500,000	13%	-	1,276,027	1,276,027	12,223,973
5	Toyata Hice Microw Bus	25.09.2025	1	5,200,000	5,200,000	-	5,200,000		5,200,000	13%	-	491,507	491,507	4,708,493
6	TVS Motor Cycle	07.05.2024	2	211,990	423,980	-	423,980		423,980	13%	-	7,840.73	7,841	416,139
7	Car Accessoris	16.05.2024	5	47,223	236,115	-	236,115		236,115	13%	-	3,638.76	3,639	232,476
8	Car Accessoris	23.06.2024	3	20,900	62,700	-	62,700		62,700	13%	-	171.78	172	62,528
9	Micro Bus No.		2	1,198,000	2,396,000	2,396,000			2,396,000	13%	2,396,000	-	2,396,000	-
10	Motor Cycle (Honda) No.		1	101,500	101,500	101,500			101,500	13%	101,500	-	101,500	-
11	Micro Bus No.		1	1,788,000	1,788,000	1,788,000			1,788,000	13%	1,788,000	-	1,788,000	-
12	Mitsubishi Lancer GLX		2	1,750,000	3,500,000	3,500,000			3,500,000	13%	3,500,000	-	3,500,000	-
13	Salon Car-4, Micro Bus-1			8,563,000	8,563,000	8,563,000			8,563,000	13%	8,563,000	-	8,563,000	-
14	Toyata		4	2,245,000	8,980,000	8,980,000			8,980,000	13%	8,980,000	-	8,980,000	-
15	Car (Dhaka Metro-KA 9688)		1	865,000	865,000	865,000			865,000	13%	865,000	-	865,000	-
16	Micro Bus (Dhaka Metro-KA 03-8682) and		2	1,065,000	2,130,000	2,130,000			2,130,000	13%	2,130,000	-	2,130,000	-
17	Pajero Jeep		1	3,203,000	3,203,000	3,203,000			3,203,000	13%	3,203,000	-	3,203,000	-
18	Lancer Car		2	2,100,000	4,200,000	4,200,000			4,200,000	13%	4,200,000	-	4,200,000	-
19	Mitsubishi Jip		4	3,318,000	13,272,000	12,390,400			12,390,400	13%	12,390,400	-	12,390,400	-
20	Motor Cycle		1	140,000	140,000	140,000			140,000	13%	140,000	-	140,000	-
21	lancer EX.GLS 1500cc Car		1	2,331,790	2,331,790	2,331,790			2,331,790	13%	2,331,790	-	2,331,790	-
22	Micro Bus (Navana)		4	2,734,000	10,936,000	10,936,000			10,936,000	13%	10,936,000	-	10,936,000	-



Sl. No.	Description	Date of	Qty.	Unit Price	Total Price	Cost				Depreciation				Net Book Value as on 30/06/2024	
						Balance as at 01/07/2023	Addition during the year	Disposal/A	Balance as at 30/06/2024	Dep. Rate	Balance as at 01/07/2023	Charged during the	Balance as at 30/06/2024		
23	Micro Bus (Navana)		4	2,734,000	10,936,000	10,936,000			10,936,000	13%	10,936,000	-	10,936,000	-	
24	Jip (Navana)		1	24,013,580	24,013,580	24,013,580			24,013,580	13%	24,013,580	-	24,013,580	-	
25	Mitsubitsi Lancer EX.GLS 1500cc		1	2,698,000	2,698,000	2,698,000			2,698,000	13%	2,698,000	-	2,698,000	-	
26	Motor cycle		2	129,000	258,000	258,000			258,000	13%	258,001	-	258,001	-	
27	Mitsubishi Lancer EX GLX	25/6/18			12,320,000	12,320,000			12,320,000	13%	7,721,096	1,540,000	9,261,096	3,058,904	
28	Mitsubishi Pazaro Sports QX Geep	16.06.20	1	9,479,600	9,479,600	9,479,600			9,479,600	13%	3,600,300	1,184,950	4,785,250	4,694,350	
29	TVS Stryker 125cc	15.06.2022	2	129,900	259,800	259,800			259,800	13%	33,810	32,475	66,285	193,515	
30	Halmat	15.06.2022	2	1,650	3,300	3,300			3,300	13%	430	413	842	2,458	
31	Toyota Yaris Sedan Car	28.11.2021	2	3,423,000	6,846,000	6,846,000			6,846,000	13%	1,357,477	855,750	2,213,227	4,632,773	
Sub-Total						186,139,365	136,665,972	48,591,795	-	185,257,767		120,470,383	8,149,843	128,620,226	56,637,539
F	Office Decoration														
1	Door Closer				65,850	65,850			65,850	20%	65,850	-	65,850	-	
2	Aluminum Enclosure				424,740	424,740			424,740	20%	424,740	-	424,740	-	
3	Carpet				72,372	72,372			72,372	20%	72,372	-	72,372	-	
4	Curtain				97,196	97,196			97,196	20%	97,196	-	97,196	-	
5	Internal Partitions, Glass, Carpet, etc.				98,812	98,812			98,812	20%	98,812	-	98,812	-	
6	Thai Aluminum				111,675	111,675			111,675	20%	111,675	-	111,675	-	
7	Thai Aluminum Flat B-3 A-6				81,732	81,732			81,732	20%	81,732	-	81,732	-	
8	Thai Aluminum				9,450	9,450			9,450	20%	9,450	-	9,450	-	
9	Internal Partitions, Decoration etc.				12,096,180	12,096,180			12,096,180	20%	12,096,180	-	12,096,180	-	
10	Basic finish, Internal partitions & Civil etc.				24,950,182	24,950,182			24,950,182	20%	24,950,182	-	24,950,182	-	
11	Pot plants				8,100	8,100			8,100	20%	8,100	-	8,100	-	
12	12mm Partex Board				27,645	27,645			27,645	20%	27,645	-	27,645	-	
13	10ml Glass Partition				110,000	110,000			110,000	20%	110,000	-	110,000	-	
14	10ml Temper Door				52,500	52,500			52,500	20%	52,500	-	52,500	-	
15	Frosted paper				2,500	2,500			2,500	20%	2,500	-	2,500	-	
16	New ceiling				27,000	27,000			27,000	20%	27,000	-	27,000	-	
17	Fly wood and wall painting				6,000	6,000			6,000	20%	6,000	-	6,000	-	
18	False ceiling repair				3,360	3,360			3,360	20%	3,360	-	3,360	-	
19	P-type comode				13,500	13,500			13,500	20%	13,500	-	13,500	-	
20	Basin set and water supply				8,100	8,100			8,100	20%	8,100	-	8,100	-	
21	Thai aluminium glass partition				28,800	28,800			28,800	20%	28,800	-	28,800	-	
22	Plumber works				4,500	4,500			4,500	20%	4,500	-	4,500	-	
23	Civil works repair				2,000	2,000			2,000	20%	2,000	-	2,000	-	
24	Glass Panel Workstation	21/3/18			564,880	564,880	-		564,880	20%	432,714	112,976	545,690	19,190	
25	Digital Kiosk	26.06.2023	2	183,000	366,000	366,000			366,000	20%	802	73,200	74,002	291,998	
26	Plastic Paposh	13.10.2022	5	3,300	16,500	16,500			16,500	20%	2,351	3,300	5,651	10,849	
Sub-Total						39,249,574	39,249,574	-	-	39,249,574		38,738,061	189,476	38,927,537	322,038
G	Electrical Equipment														
1	Tube light		400	2,093	837,200	837,200			837,200	20%	837,200	-	837,200	-	
2	False celing mounted down light		200	705	141,000	141,000			141,000	20%	141,000	-	141,000	-	
3	False celing sport light		50	650	32,500	32,500			32,500	20%	32,500	-	32,500	-	
4	Single tube light		52	573	29,796	29,796			29,796	20%	29,796	-	29,796	-	
5	1 Gang 1 Way Switches		3	247	741	741			741	20%	741	-	741	-	
6	4 Gang 1 Way Switches		32	611	19,552	19,552			19,552	20%	19,552	-	19,552	-	
7	5 Gang 1 Way Switches		10	648	6,480	6,480			6,480	20%	6,480	-	6,480	-	



Sl. No.	Description	Date of	Qty.	Unit Price	Total Price	Cost			Depreciation					Net Book Value as on 30/06/2024
				Taka	Taka	Balance as at 01/07/2023	Addition during the year	Disposal/A	Balance as at 30/06/2024	Dep. Rate	Balance as at 01/07/2023	Charged during the	Balance as at 30/06/2024	
8	2 Pin socket		231	600	138,600	138,600			138,600	20%	138,600	-	138,600	-
9	3 Pin socket		55	600	33,000	33,000			33,000	20%	33,000	-	33,000	-
10	1.5 RM BYA BRB Cable		120	2,417	289,997	289,997			289,997	20%	289,997	-	289,997	-
11	2.5 RM BYA BRB Cable		100	3,572	357,248	357,248			357,248	20%	357,248	-	357,248	-
12	1.5 RE BYA BRB Cable		25	2,417	60,416	60,416			60,416	20%	60,416	-	60,416	-
13	PVC Tap		50	230	11,520	11,520			11,520	20%	11,520	-	11,520	-
14	Internal wiring (Electrical, Telephone & Dish)				2,522,405	2,522,405			2,522,405	20%	2,522,405	-	2,522,405	-
15	Various type of electrical equipment				1,454,500	1,454,500			1,454,500	20%	1,454,500	-	1,454,500	-
16	PA Switch		35	300	10,500	10,500			10,500	20%	10,500	-	10,500	-
17	Door Contract		42	2,000	84,000	84,000			84,000	20%	84,000	-	84,000	-
18	Door Strike(with lock)		6	9,500	57,000	57,000			57,000	20%	57,000	-	57,000	-
19	LED Tube Light & Bulb	24.02.2022		42,600	42,600	42,600			42,600	20%	11,461	8,520	19,981	22,619
20	Stand Fan	29.06.2022		10,120	10,120	10,120			10,120	20%	2,030	2,024	4,054	6,066
21	LED Tube Light & Bulb	30.06.2022		15,500	15,500	15,500			15,500	20%	3,100	3,100	6,200	9,300
Sub-Total					6,086,456	6,154,676	-	-	6,154,676		6,103,047	13,644	6,116,691	37,985
H	Fire Extinguisher													
1	Fire Detection and Alarm System		1	500,000	500,000	500,000	-		500,000	20%	500,000	-	500,000	-
2	Photo electric smoke detector		165	5,000	825,000	825,000	-		825,000	20%	825,000	-	825,000	-
3	Strobe		43	4,200	180,600	180,600	-		180,600	20%	180,600	-	180,600	-
4	Addresable break glass switch		27	5,000	135,000	135,000	-		135,000	20%	135,000	-	135,000	-
5	Isolator Modules		10	4,500	45,000	45,000	-		45,000	20%	45,000	-	45,000	-
6	Control Modules		4	4,500	18,000	18,000	-		18,000	20%	18,000	-	18,000	-
7	Fire Extinguisher dry chemical type (3kg)		20	2,200	44,000	44,000	-		44,000	20%	44,000	-	44,000	-
8	Fire Extinguisher Co2 (3kg)		20	3,500	70,000	70,000	-		70,000	20%	70,000	-	70,000	-
9	Cable		9,500	70	665,000	665,000	-		665,000	20%	665,000	-	665,000	-
10	Testing commissioning & documentation		1	80,000	80,000	80,000	-		80,000	20%	80,000	-	80,000	-
11	Equipment				750,000	750,000	-		750,000	20%	750,000	-	750,000	-
12	Equipment				368,040	368,040	-		368,040	20%	368,040	-	368,040	-
13	Fire Extinguisher		10	1,450	14,500	14,500	-		14,500	20%	11,679	2,821	14,500	-
14	Fire Extinguisher		10	2,300	23,000	23,000	-		23,000	20%	18,526	4,474	23,000	-
15	Fire Extinguisher		22	360	7,920	7,920	-		7,920	20%	6,379	1,541	7,920	-
16	Fire Extinguisher		4	600	2,400	2,400	-		2,400	20%	1,933	467	2,400	-
17	Fire Extinguisher		2	720	1,440	1,440	-		1,440	20%	1,160	280	1,440	-
18	Fire Extinguisher		27	360	9,720	9,720	-		9,720	20%	7,830	1,890	9,720	-
Sub-Total					3,739,620	3,739,620	-	-	3,739,620		3,728,147	11,473	3,739,620	-
I	Lan Network Equipment													
1	IP Net Work				5,323,506	5,323,506			5,323,506	20%	5,323,506	-	5,323,506	-
2	Broad Band Router		2	7,315	14,630	14,630			14,630	20%	14,630	-	14,630	-
3	Bandwidth Manager CCR1016-12G		1	60,000	60,000	60,000			60,000	20%	60,000	-	60,000	-
4	Firewall SRX240Hz, PAR-AR5-SRX240		1	210,000	210,000	210,000			210,000	20%	210,000	-	210,000	-
5	Server 6028R-T		1	507,345	507,345	507,345			507,345	20%	507,345	-	507,345	-
6	Online UPS Emerson Liebert GXT-MT		1	152,655	152,655	152,655			152,655	20%	152,655	-	152,655	-
7	Dell Power Edge R330		2	177,000	354,000	354,000			354,000	20%	354,000	-	354,000	-
8	Network cable tagging & marking		1	53,280	53,280	53,280			53,280	20%	53,280	-	53,280	-
9	CISCO Distribution Switch	04/11/17	1	82,000	82,000	114,000			114,000	20%	114,000	-	114,000	-
	Unfi WIFI AP Router		2	16,000	32,000									



Sl. No.	Description	Date of	Qty.	Unit Price	Total Price	Cost			Depreciation				Net Book Value as on 30/06/2024	
						Balance as at 01/07/2023	Addition during the year	Disposal/A	Balance as at 30/06/2024	Dep. Rate	Balance as at 01/07/2023	Charged during the year		Balance as at 30/06/2024
				Taka	Taka									(0)
10	Software Installation	25/6/18			262,000	262,000			262,000	20%	262,000		262,000	-
11	Network Monitor pc	23/09/18	1	94,610	94,610	94,610	-		94,610	20%	90,255	4,355	94,610	-
12	HDMI Extender With USB(120 Mitre)		3	10,584	31,752	31,752	-		31,752	20%	27,785	3,967	31,752	-
13	HDMI Cable 1.5 Mitre		3	324	972	972	-		972	20%	851	121	972	-
14	HDMI Cable 1.5 Mitre		1	486	486	486	-		486	20%	425	61	486	-
15	Zamp Power Supply	14.02.19	8	270	2,160	2,160	-		2,160	20%	1,890	270	2,160	-
16	BNC Jack		23	162	3,726	3,726	-		3,726	20%	3,264	465	3,726	-
17	Cat 6 Network Cable		180	39	6,998	6,998	-		6,998	20%	6,124	874	6,998	-
18	Installation Charge		Package		3,240	3,240	-		3,240	20%	2,835	405	3,240	-
19	Vivan Cat-64 Pair UTP Cable(Blue Colour)		1 coil		12,430	12,430	-		12,430	20%	9,971	2,459	12,430	-
20	BRH Power Cable(CCTV Purpose)		160 Mitre		3,520	3,520	-		3,520	20%	2,824	696	3,520	-
21	A4 Tech KB-8A,Black USB Smart		4	605	2,420	2,420	-		2,420	20%	1,941	479	2,420	-
22	Logitech B100 Optical USB Mouse		8	412	3,304	3,304	-		3,304	20%	2,650	654	3,304	-
23	TP Link SF100 5D Port Network Switch		2	715	1,430	1,430	-		1,430	20%	1,147	283	1,430	-
24	TP Link TL-SF 1008D 8-Port 10/100 Mbp/s		4	924	3,696	3,696	-		3,696	20%	2,965	731	3,696	-
25	Micronet RJ45 Connector	27/06/19	80	22	1,760	1,760	-		1,760	20%	1,412	348	1,760	-
26	K2 VGA to HDMI Cable		1	264	264	264	-		264	20%	212	52	264	-
27	Micronet SPI152A Cabling Test		1	4,125	4,125	4,125	-		4,125	20%	3,309	816	4,125	-
28	Managed Network Switch		8	41,304	330,432	330,432	-		330,432	20%	265,070	65,362	330,432	-
29	3KVA Online UPS,Brand:KSTAR		2	80,000	160,000	160,000	-		160,000	20%	128,551	31,649	160,000	-
30	PDU(6U) Rack Mount		2	4,800	9,600	9,600	-		9,600	20%	7,701	1,899	9,600	-
31	NuLi Security Gateway	27/03/20	1	35,000	35,000	35,000	-		35,000	20%	23,378	7,000	30,378	4,622
32	NuLi AP Router	27/02/20	4	11,500	46,000	46,000	-		46,000	20%	30,725	9,200	39,925	6,075
33	Network Switch	27/02/20	1	29,000	29,000	29,000	-		29,000	20%	19,370	5,800	25,170	3,830
34	APNIC Annual Membership Fee(Sep,2019-	25/07/2020	-	-	-	78,920	-	-	78,920	20%	46,314	15,784	62,098	16,822
35	Faceplate Single Port (Vivanco)	31/08/2020	5	131	655	655	-	-	655	20%	371	131	502	153
36	Faceplate Modular (Vivanco)	31/08/2020	5	354	1,770	1,770	-	-	1,770	20%	1,003	354	1,357	413
37	Faceplate Modular Puncher	31/08/2020	1	1,492	1,492	1,492	-	-	1,492	20%	846	298	1,144	348
38	8 Port Network Switch ( TP-Link TL-SF	31/08/2020	3	829	2,487	2,487	-	-	2,487	20%	1,409	497	1,906	581
39	HP Probook 440G4 Laptop Battery	31/08/2020	1	2,763	2,763	2,763	-	-	2,763	20%	1,565	553	2,118	645
40	APNIC Annual Membership Fee(Sep,2020-	05/10/2020	-	-	-	86,539	-	-	86,539	20%	47,324	17,308	64,631	21,908
41	Web Cam Logitech C 270 USB	30/11/2020	2	2,850	5,700	5,700	-	-	5,700	20%	2,945	1,140	4,085	1,615
42	Head Phone A4 Tech IIS-30	30/11/2020	2	800	1,600	1,600	-	-	1,600	20%	827	320	1,147	453
43	Vivan CAT-6 UTP Cable (350 Meter) Grey	30/11/2020	1	11,400	11,400	11,400	-	-	11,400	20%	5,891	2,280	8,171	3,229
44	5V/0.6-1 Amp Power Adapter/Grandstream	30/11/2020	10	250	2,500	2,500	-	-	2,500	20%	1,293	500	1,793	707
45	Router TP Link WR 841 N 300 Mbps	30/11/2020	2	1,660	3,320	3,320	-	-	3,320	20%	1,715	664	2,379	941
46	Switch TP-Link 5 Port 1.51005	30/11/2020	5	570	2,850	2,850	-	-	2,850	20%	1,473	570	2,043	807
47	Real IP Block	23/09/2021	1	78,820	78,820	78,820	-	-	78,820	20%	27,857	15,764	43,621	35,199
48	Real IP Block	23/02/2022	1	1,719	1,719	1,719	-	-	1,719	20%	463	344	807	912
49	Firewall Device	28/06/2022	1	205,700	205,700	205,700	-	-	205,700	20%	41,365	41,140	82,505	123,195
50	FTTX Network Active Equipment	25/07/2023	1	302,520	302,520	-	302,520	-	302,520	20%	-	56,526	56,526	245,994
51	Online UPS	07/09/2023	3	99,905	299,715	-	299,715	-	299,715	20%	-	43,356	43,356	256,359
52	Rack Server	28/06/2022	1	450,500	450,500	450,500	-	-	450,500	20%	90,594	90,100	180,694	269,806
53	Real IP Block	30/08/2022	1	84,159	84,159	84,159	-	-	84,159	20%	14,019	16,831.71	30,850	53,308
	Sub-Total			2,827,163	9,298,011	8,861,234	602,235	-	9,463,469		7,973,112	442,406	8,415,518	1,047,921



Sl. No.	Description	Date of	Qty.	Unit Price	Total Price	Cost			Depreciation				Net Book		
				Taka	Taka	Balance as at 01/07/2023	Addition during the year	Disposal/A	Balance as at 30/06/2024	Dep. Rate	Balance as at 01/07/2023	Charged during the	Balance as at 30/06/2024	Value as on 30/06/2024	
J.	Garage Making (Civil)														
1	Garage Shelter				822,904	822,905	-		822,905	5%	535,410	41,145	576,556	246,349	
2	Garage Shelter repairs				69,090	69,090	-		69,090	5%	34,545	3,455	38,000	31,090	
	Sub-Total				891,994	891,995	-	-	891,995		569,956	44,600	614,556	277,440	
K.	Land Development (Civil Construction)														
1	Boundary Wall				2,181,779	2,181,779	-		2,181,779	5%	1,398,671	109,089	1,707,760	474,019	
2	Development		1		3,364,588	3,364,588	-		3,364,588	5%	1,717,554	168,229	1,885,783	1,478,805	
3	Land Development				894,440	894,440	-		894,440	5%	402,498	44,722	447,220	447,220	
4	Land Development Tax				723,400	723,400	-		723,400	5%	375,530	36,170	361,700	361,700	
5	Land Development		1		218,954	218,954	-		218,954	5%	87,581	10,947.70	98,529	120,425	
6	Land Development Tax				61,875	61,875	-		61,875	5%	-	6,188	6,188	55,688	
	Sub-Total				-	7,445,036	7,445,036	-	-	7,445,036		4,131,834	375,346	4,507,180	2,937,856
L.	Telecom Equipment														
1	Radiation Measurement Equipment	28.06.18	2	3,041,680	6,083,359	14,564,825	-		14,564,825	20%	14,564,825	-	14,564,825	-	
2	Radiation Measurement Equipment: Factory	28.06.18	1	454,905	454,905	454,905	-		454,905	20%	454,905	-	454,905	-	
6	Radiation Measurement Equipment: CD/VAT	19.9.18	1	3,956,557	3,956,557	3,956,557	-		3,956,557	20%	3,609,681	346,876	3,956,557	-	
3	Integrated Database Management Tools	19.11.18	1	2,090,305	2,090,305	2,090,305	-		2,090,305	20%	1,767,310	322,995	2,090,305	-	
4	Hardware for predictive simulation software	19.11.18	1	195,580	195,580	195,580	-		195,580	20%	165,359	30,221	195,580	-	
5	Toyota Hi Ace	19.11.18	2	5,880,000	11,760,000	11,760,000	-		11,760,000	20%	9,942,838	1,817,162	11,760,000	-	
6	Portable Monitoring System Equipment	29.09.19	2	3,552,946	7,105,892	7,105,892	-		7,105,892	20%	5,334,286	1,771,606	7,105,892	-	
7	Other Equipment	20.10.19	1	16,594,849	16,594,849	16,594,849	-		16,594,849	20%	12,266,549	3,318,970	15,585,519	1,009,330	
8	Automatic Data Processing Machine	17.03.2021	1	78,475,769	78,475,769	78,475,769	-		78,475,769	20%	31,433,308	15,095,154	47,128,461	31,347,308	
9	Installation and Operation of NEIR	05.01.2021	1	25,769,434	25,769,434	25,769,434	-		25,769,434	20%	10,321,894	5,153,887	15,475,780	10,293,654	
10	Capital Equipment and Others	30.06.2021	1	44,268,546	44,268,546	44,268,546	-		44,268,546	20%	17,731,675	8,853,709	26,585,385	17,683,161	
11	National Equipment Identity Register system	30.06.2022	1	516,612,600	516,612,600	516,612,600	-		516,612,600	20%	103,322,520	103,322,520	206,645,040	309,967,560	
12	Telecom equipment to TKC	27.04.2022	1	12,860,215	12,860,215	12,860,215	-		12,860,215	20%	3,023,031	2,572,043	5,595,074	7,265,141	
13	System maintenance for NEIR	20.04.2022	1	3,568,950	3,568,950	3,568,950	-		3,568,950	20%	852,637	713,790	1,566,427	2,002,523	
14	TMS System Supplies	27.02.2022	1	51,777,794	51,777,794	51,777,794	-		51,777,794	20%	13,845,240	10,355,559	24,200,799	27,576,995	
15	System maintenance for NEIR	21.11.2021	1	3,568,950	3,568,950	3,568,950	-		3,568,950	20%	1,145,975	713,790	1,859,765	1,709,185	
16	NEIR System	13.10.2021	1	89,876,769	89,876,769	89,876,769	-		89,876,769	20%	30,779,715	17,075,354	48,755,069	41,121,700	
17	Equipment purchases for NEIR	23.02.2022	1	46,254,062	46,254,062	46,254,062	-		46,254,062	20%	12,469,588	9,250,812	21,720,401	24,535,661	
18	CDVAT	30.06.22	1	26,742,816	26,742,816	26,742,816	-		26,742,816	20%	5,348,563	5,348,563	10,697,126	16,045,689	
19	TMS	20.03.22	1	3,261,639	3,261,639	3,261,639	-		3,261,639	20%	834,622	652,328	1,486,950	1,774,689	
20	QOS	24.03.22	1	1,290,381	1,290,381	1,290,381	-		1,290,381	20%	327,368	258,076	585,444	704,937	
21	NEIR System (2nd Quarter)	04.12.2022	1	13,386,260	13,386,260	13,386,260	-		13,386,260	20%	1,525,667	2,677,252	4,202,919	9,183,341	
22	NEIR System (3rd Quarter)	11.09.2022	1	3,940,862	3,940,862	3,940,862	-		3,940,862	20%	630,538	788,172	1,418,710	2,522,152	
23	NEIR System (4th Quarter)	02.01.2023	1	3,568,950	3,568,950	3,568,950	-		3,568,950	20%	350,050	713,790	1,063,840	2,505,110	
24	NEIR System (5th Quarter)	09.04.2023	1	3,568,950	3,568,950	3,568,950	-		3,568,950	20%	160,358	713,790	874,148	2,694,802	
25	NEIR System (6th Quarter)	13.07.2023	1	3,568,950	3,568,950	-	3,568,950	-	3,568,950	20%	-	690,323	690,323	2,878,627	
26	NEIR System (7th Quarter)	21.09.2023	1	3,568,950	3,568,950	-	3,568,950	-	3,568,950	20%	-	547,565	547,565	3,021,385	
27	NEIR System (8th Quarter)	14.11.2023	1	3,568,950	3,568,950	-	3,568,950	-	3,568,950	20%	-	449,783	449,783	3,119,165	
28	NEIR System (9th Quarter)	04.02.2024	1	3,568,950	3,568,950	-	3,568,950	-	3,568,950	20%	-	285,516	285,516	3,283,434	
29	QOS Equipment	12.01.2023	1	158,202	158,202	158,202	-		158,202	20%	14,650	31,640	46,290	111,912	
30	Monitoring Center Setup	12.01.2023	1	5,915,050	5,915,050	5,915,050	-		5,915,050	20%	547,750	1,183,010	1,730,760	4,184,290	
31	QOS Domestic Bandwidth 1st Quarter	21.05.2023	1	67,521	67,521	67,521	-		67,521	20%	1,480	13,504	14,984	52,536	





Sl. No.	Description	Date of	Qty.	Unit Price	Total Price	Cost				Depreciation				Net Book Value as on 30/06/2024
						Balance as at 01/07/2023	Addition during the year	Disposal/A	Balance as at 30/06/2024	Dep. Rate	Balance as at 01/07/2023	Charged during the year	Balance as at 30/06/2024	
				Taka	Taka									
32	QOS Domestic Bandwidth 2nd Quarter	26.06.2023	1	67,521	67,521	67,521	-	-	67,521	20%	148	13,504	13,652	53,868
33	QOS Domestic Bandwidth 3rd Quarter	23.08.2023	1	67,520.5	67,520.5	-	67,520.5	-	67,521	20%	-	11,432	11,432	56,088
34	QOS Domestic Bandwidth 4th Quarter	18.10.2023	1	67,520.5	67,520.5	-	67,520.5	-	67,521	20%	-	9,434	9,434	58,086
35	QOS Bandwidth 2nd Yr (1st Quarter)	17.01.2024	1	67,520.5	67,520.5	-	67,520.5	-	67,521	20%	-	6,068	6,068	61,453
36	QOS Bandwidth 2nd Yr (2nd Quarter)	31.03.2024	1	67,520.5	67,520.5	-	67,520.5	-	67,521	20%	-	3,330	3,330	64,191
37	QOS Benchmarking System 1st Schedule	26.06.2023	1	4,086,799	4,086,799	4,086,799	-	-	4,086,799	20%	8,957	817,360	826,317	3,260,482
38	QOS Benchmarking System 2nd Schedule	26.06.2023	1	9,527,952	9,527,952	9,527,952	-	-	9,527,952	20%	20,883	1,905,590	1,926,474	7,601,478
39	TMS CDVAT	26.06.2023	1	213,898,771	213,898,771	213,898,771	-	-	213,898,771	20%	468,819	42,779,754	43,248,573	170,650,197
40	Co-Location Center Equipment	14.03.2024	1	38,434,889.6	38,434,889.6	-	38,434,889.6	-	38,434,890	20%	-	2,274,503	2,274,503	36,160,387
41	Co-Location Center Equipment	12.06.2024	1	43,940,003.4	43,940,003.4	-	43,940,003.4	-	43,940,003	20%	-	457,458	457,458	43,482,546
42	Co-Location Center Equipment	24.06.2024	1	12,656,137.6	12,656,137.6	-	12,656,137.6	-	12,656,138	20%	-	48,544	48,544	12,607,594
43	QOS Benchmarking System 2nd Sch 2nd q	26.06.2023	1	20,943,988	20,943,988	20,943,988	-	-	20,943,988	20%	45,909	4,189,198	4,235,107	16,710,882
Sub-Total					1,341,279,109	1,240,183,662	109,576,913	-	1,349,760,575		783,317,100	249,083,918	537,401,038	817,359,537
Grand Total (A+B+C+D+E+F+G+ H+I+J+K+L)					1,809,292,356	1,578,174,573	176,876,924	-	1,755,051,496		560,029,518	263,706,178	823,735,696	931,315,800

