

CONTENTS

Sl. No.	Particulars	Page No.
1	Auditors' Report	01-01
2	Statement of Financial Position	02-03
3	Statement of Comprehensive Income	04-04
4	Statement of cash flows	05-05
5	Schedule of Fixed Assets	06-10
6	Schedule of Govt. Equity	11-11
7	Schedule of Govt. Grant	12-12
8	Schedule of Short Term Loan (Principal)	13-14
9	Schedule of Govt. Loan issued on Treasury Bond	15-15
10	Schedule of Interest on Short Term Loan	16-17
11	Schedule of Interest on Treasury Bond	18-18
12	Schedule of ADP Loan to Project	19-19
13	Schedule of IDA Credit and Netherlands Grant to Project	20-20
14	Schedule of Debenture	20-20
15	Schedule of (Over-due) Long term Loan payable to Govt.	21-22
16	Schedule of Interest (Over-due) Long term Loan payable to Govt.	23-24
17	Schedule of (Over-due) Long term Loan payable to Govt.	25-25
18	Schedule of Interest on Long term Loan receivable from the Enterprise	26-27
19	Schedule of Interest on Debenture	28-28
20	Schedule of Current Account with BTMC Mills, Sold Mills, Closed Mills, Lay-off Mills and Transferred Mills	28-29
21	Schedule of current account with Disinvested Mills	29-29
22	Schedule of Raw Cotton Import Account	30-31
23	Schedule of Sundry Debtors	31-31
24	Schedule of Stock and Stores	31-31
25	Schedule of advance & prepayments	32-32
26	Schedule of Deposit	32-32

27	Schedule of Bank Balance	33-34
28	Schedule of Cash Balance	34-34
29	Share Capital, Equity, Reserve, Fund and Donation	35-35
30	Schedule of Govt. short term loan against salary & wages	35-35
31	Schedule of ADP loan	36-36
32	Schedule of IDA loan	36-36
33	Schedule of Debenture for the year ended 30th June, 2018	36-36
34	Schedule of interest on Debenture	36-36
35	Schedule of IDA credit for BTMC	36-36
36	Schedule of IDA credit for BTMC	36-36
37	Schedule of the Netherland grant	36-36
38	Schedule of current account with BTMC Mills, Sold Mills, Closed Mills, Lay-off Mills and Transferred Mills	37-37
39	Schedule of current account with Disinvested Mills	38-38
40	Schedule of Provision for Outstanding Liabilities	39-39
41	Schedule of creditor for goods supplied and expenses	40-40
42	Schedule of Creditors for others	40-41
43	Schedule of Raw Cotton Import account	42-42
44	Schedule of Security Deposits	42-42
45	Schedule of Bank Overdraft	42-42
46	Schedule of Rental Income	43-43
47	Schedule of TIDC & Liaison Office Income	43-43
48	Schedule of Other Income	43-43
49	Schedule of Interest incurred	43-43
50	Schedule of Salary and Allowances	44-44
51	Schedule of Utility Expenses	44-44
52	Schedule of Rent, Rate & Taxes	44-44
53	Schedule of Travelling and Conveyance	44-44
54	Schedule of Depreciation	44-44
55	Schedule of Administration Expenses	45-45



AUDITORS' REPORT

Report on the Financial Statements

We have audited the accompanying financial statements of **Bangladesh Textile Mills Corporation (BTMC)** which comprise the **Statement of Financial Position** as at **30th June, 2018** along with **Statement of Comprehensive Income** and **Statements of Cash Flows** for the year then ended and notes comprising a summary of significant accounting policies and other explanatory information.

Management's Responsibility for the Financial Statements

Management is responsible for the preparation and fair presentation of these financial statements in accordance with the Bangladesh Financial Reporting Standards (BFRS), and for such internal control as management determines is necessary to enable the preparation of financial statements that are free from material misstatements, whether due to fraud or error.

Auditors' responsibility

Our responsibility is to express an opinion on these financial statements based on our audit. We conducted our audit in accordance with Bangladesh Standards on Auditing (BSA). Those standards require that we comply with the ethical requirements and plan and perform the audit to obtain reasonable assurance about whether the financial statements are free from material misstatement.

An audit involves performing procedures to obtain audit evidence about the amounts and disclosures in the financial statements. The procedures selected depend on the auditor's judgment, including the assessment of the risks of material misstatement of the financial statements, whether due to fraud or error. In making those risk assessments, the auditor considers internal control relevant to the entity's preparation and fair presentation of the financial statements in order to design audit procedures that are appropriate in the circumstances, but not for the purpose of expressing an opinion on the effectiveness of the entity's internal control. An audit also includes evaluating the appropriateness of accounting policies used and the reasonableness of accounting estimates made by the management, as well as evaluating the overall presentation of the financial statements.

We believe that the audit evidence that we have obtained is sufficient and appropriate to provide a basis for our audit opinion.

Opinion

In our opinion, the financial statements present fairly, in all material respects, the financial position of Bangladesh Textile Mills Corporation (BTMC) as at 30th June, 2018 and its financial performance and its cash flows for the year then ended in accordance with Bangladesh Financial Reporting Standards.

Report on other legal and regulatory requirements


The financial statements comply with the applicable sections of the Companies Act, 1994 and other applicable laws and regulations as applicable.

We also report that:

- a) we have obtained all the information and explanations which to the best of our knowledge and belief were necessary for the purposes of our audit and made due verification thereof;
- b) in our opinion, proper books of account as required by law have been kept by the company so far as it appeared from our examination of those books; and
- c) the Statement of Financial Position and Statement of Comprehensive Income dealt with by the report are in agreement with the books of account.

Dated, Dhaka
March 25, 2019


Rahman Anis & Co.
Chartered Accountants


A. K. Abdul Matin, FCA
A. Matin & Co.
Chartered Accountants



BANGLADESH TEXTILE MILLS CORPORATION
"BTMC BHABAN"
7-9, KAWRAN BAZAR, DHAKA-1215.

STATEMENT OF FINANCIAL POSITION
AS AT 30TH JUNE-2018

(Fig.in Lac BDT)

Sl.No	Particulars	Sch. No.	30.06.2018	30.06.2017
A	FIXED ASSETS :			
i)	At Cost		6710.88	6,699.16
ii)	Less, Accumulated Depreciation	A-1	1880.76	1,728.78
iii)	Written down value (i-ii)		4,830.12	4,970.38
B	UTILISATION OF GRANT LEQUITY LOAN AND			
i)	Government Equity	A-2	29,529.72	29,529.72
ii)	Government Grant	A-3	12,395.37	12,395.37
iii)	Government Loan	A-4	74,500.88	74,502.21
iv)	Treasury Bond	A-4/1	10,533.00	10,533.00
v)	Provision for interest on Govt. Loan	A-4-1(a)	91,121.96	86,072.63
vi)	Provision for interest on Treasury Bond	A-4-1(b)	4,487.23	4,487.23
	Sub-Total		222,567.96	217,520.16
C	UTILISATION OF LONG TERM LOAN			
i)	ADP Loan to Project	A-5	1,085.88	1,085.88
ii)	Foreign Loan(IDA)	A-6	2,902.59	2,902.59
iii)	Debenture	A-7	91.43	91.43
iv)	Overdue Loan	A-8.8(a)	54,508.17	54,508.17
v)	Overdue loan Receivable	A-9.9(a)	9,411.89	9,411.89
vi)	Interest on Debenture	A-10	874.47	874.47
	Sub-Total		68,874.43	68,874.43
D	CURRENT ASSETS :			
i)	Current Account with BTMC Mills	A-11	20,885.49	18,945.15
ii)	Current Account with Transferred Mills	A-12	12,977.61	12,977.58
iii)	Raw Cotton Import	A-13	201,224.86	187,090.58
iv)	Sundry Debtors	A-14	6,988.75	7,073.39
v)	Stock and Stores	A-15	4.25	3.38
vi)	Advance and prepayments	A-16	360.27	269.39
vii)	Deposits	A-17	113.41	113.41
	Sub-Total		242,554.64	226,472.88
E	CASH AND BANK BALANCE			
i)	Cash at Bank	A-18	16,847.62	8,422.42
ii)	Cash in hand	A-19	0.52	0.49
	Sub-Total		16,848.14	8,422.91
	Total(A+B+C+D+E)		555,675.30	526,260.76



BANGLADESH TEXTILE MILLS CORPORATION
"BTMC BHABAN"
7-9, KAWRAN BAZAR, DHAKA-1215.

STATEMENT OF FINANCIAL POSITION
AS AT 30TH JUNE-2018

(Fig. in Lac BDT)

Sl.	Particulars	Sch. No.	30.06.2018	30.06.2017
A	SHARE CAPITAL & EQUITY:	L-1(a)	29,534.72	29,534.72
B	RESERVE AND SURPLUS:	L-1(b)	418.28	418.28
C	FUND			
i)	Fixed Asset Fund	L-1(c)	505.68	505.68
D	GRANT/DONATION	L-1(d)	13,222.82	13,222.82
E	GOVERNMENT LOAN			
i)	Short term govt loan principal	L-1(e)	74,535.71	74,535.71
ii)	Short term govt loan interest	L-1(e)	92,274.35	87,225.02
iii)	Treasury bond principal	L-1(e)	10,533.00	10,533.00
iv)	Treasury bond interest	L-1(e)	4,487.23	4,487.23
	Sub-Total		181,830.29	176,780.96
F	LONG TERM LOAN			
i)	ADP Loan	L-2	709.00	709.00
ii)	IDA Loan	L-3	2,902.59	2,902.58
iii)	Debenture	L-4	91.43	91.43
	Interest on Debenture	L-4(a)	874.47	874.47
iv)	IDA Credit for BTMC	L-5	203.34	203.34
v)	Overdue	L-5a	55,571.33	55,571.33
vi)	Natherland Grant	L-5b	6.04	6.04
	Sub-Total		60,358.19	60,358.19
G	CURRENT LIABILITIES			
i)	Current Account with BTMC Mills	L-6	11,841.77	12,177.89
ii)	Current Account with Dis-invested Mills	L-7	798.10	798.10
iii)	Provision for Outstanding liabilities	L-8	18,578.08	15,498.72
iv)	Creditors for Good Supplied and Expenses	L-9	20,100.62	20,125.28
v)	Creditors for Others	L-10	105,589.23	98,109.62
vi)	Import Account	L-11	1,268.73	1,268.73
vii)	Security Deposit	L-12	437.00	431.01
viii)	Bank Overdraft	L-13	111,191.79	97,030.76
	Sub-Total		269,805.32	245,440.11
	Total(A+B+C+D+E+F+G)		555,675.30	526,260.76


Sign in term of our separate report of even date annex.

Director Finance
BTMC

Chief Accountants
BTMC

Deputy Chief Accountants
BTMC


Rahman Anis & Co.
Chartered Accountants


A. K. Abdul Matin, FCA
A. Matin & Co.
Chartered Accountants

Dated: Dhaka
March 25, 2019



BANGLADESH TEXTILE MILLS CORPORATION
BTMC BHABAN
7-9, KAWRAN BAZAR, DHAKA-12125

STATEMENT OF COMPREHENSIVE INCOME
FOR THE YEAR ENDED 30TH JUNE, 2018

(Fig.in BDT)

Sl. No	Particulars	Sch .No	Amount	
			30.06.2018	30.06.2017
(A) INCOME				
1	Realisation from House rent, use of Telephone & Office Car		-	129,926.00
2	Rental Income	1/1	76,211,901.00	71,065,212.00
3	TIDC and Liason Office Income	1/2	4,944,000.00	4,716,000.00
4	Other Income	1/3	1,820,998.00	892,380.00
5	Interest	1/4	64,812,125.86	9,757,569.00
Sub-Total (A)			147,789,024.86	86,561,087.00
(B) EXPENDITURE				
1	Salary and Allowances	E/1	260,584,459.00	101,374,184.00
2	Utility Expenses	E/2	3,340,845.00	23,280,970.00
3	Rent, Rate & Taxes	E/3	3,827,565.48	185,575.00
4	Travelling and Conveyance	E/4	2,308,162.00	994,616.00
5	Depreciation	E/5	15,198,125.00	15,985,977.00
6	Administration Expenses	E/6	18,120,547.49	-
Sub-Total (B)			303,379,703.97	141,821,322.00
(C) Excess Of Expenditure Over Income (A-B)			(155,590,679.11)	(55,260,235.00)

Sign in term of our separate report of even date annex.


Director Finance
BTMC

Chief Accountants
BTMC

Deputy Chief Accountants
BTMC

Dated: Dhaka
March 25, 2019


Rahman Anis & Co.
Chartered Accountants


A. K. Abdul Matin, FCA
A. Matin & Co.
Chartered Accountants



BANGLADESH TEXTILE MILLS CORPORATION
"BTMC BHABAN"
7-9, KAWRAN BAZAR, DHAKA-1215.
STATEMENT OF CASH FLOWS
FOR THE YEAR ENDED 30TH JUNE.2018

(Fig.in Lac BDT)

Sl.	Particulars	30.06.2018
A	CASH FLOWS FROM OPERATING ACTIVITIES:	
	Net Profit for the year	-
	Add: Non Cash Expenses - Depreciation	151.98
	Changes in Working Capital	
	Current Account with BTMC Mills	(1,940.34)
	Current Account with Transferred Mills	(0.03)
	Raw Cotton Import	(14,134.28)
	Sundry Debtors	84.64
	Stock and Stores	(0.87)
	Advance and prepayments	(90.88)
	Current Account with BTMC Mills	(336.12)
	Provision for outstanding liabilities	3,079.36
	Creditors for good supplied and expenses	(24.66)
	Creditors for others	7,479.59
	Security Deposit	5.99
	Bank Overdraf	14,161.03
	Net Cash Provided by Operating Activities	8,435.41
B	CASH FLOW FROM INVESTING ACTIVITIES:	
	Purchase of Fixed Assets	(11.72)
	Net Cash Used by Investing Activities	(11.72)
C	CASH FLOW FROM FINANCING ACTIVITIES:	
	Government Loan	1.53
	Provision for interest on Govt. Loan	(5,049.33)
	IDA Loan	0.01
	short term govt loan interest	5,049.33
	Net Cash Provided by Financing Activities	1.54
	Net Increase in Cash (A+B+C)	8,425.23
	Opening Cash in Hand and at Bank	8,422.91
	Closing Cash and Bank Balance	16,848.14

Sign in term of our separate report of even date annex.

Director Finance
BTMC

Chief Accountants
BTMC

Deputy Chief Accountants
BTMC

Dated: Dhaka
March 25, 2019


Rahman Anis & Co.
Chartered Accountants


A. K. Abdul Matin, FCA
A. Matin & Co.
Chartered Accountants



Bangladesh Textile Mills Corporation
7-9, Kaman Bazar Dhaka
Schedule of Fixed Assets as on 30.06.2018

Sl. No.	Particulars	Original cost as on 01-07-2017	Add/Adj. during the year	Total cost As on 30.06.2017	Depreciation As on 30.06.2017	Written down Value before charge	Rate	Depreciation for the year	Total Depreciation 30.06.2018	Written Down Value as on 30.06.2018
1	2	3	4	5(3+4)	6	7 (5-6)	8	9	10(6+9)	11(5-10)
A. LAND & LAND DEVELOPMENT										
	Land	74,864,592.00	-	74,864,592.00	-	74,864,592.00	-	-	-	74,864,592.00
	Play ground	8,454.00	-	8,454.00	-	8,454.00	-	-	-	8,454.00
	Road	112,226.00	-	112,226.00	98,545.00	13,681.00	7%	958.00	99,503.00	12,723.00
	Sub: Total (A)	74,985,272.00	-	74,985,272.00	98,545.00	74,886,727.00		958.00	99,503.00	74,885,769.00
B. BUILDING AND OTHER CONSTRUCTION										
	Office Building (BTMC Bhaban)	415,675,976.00	-	415,675,976.00	76,620,134.00	339,055,842.00	2.50%	8,476,396.00	85,096,330.00	330,579,446.00
	Lift(BTMC Bhaban)	20,010,590.00	(11,400.00)	19,999,190.00	7,502,635.00	12,496,555.00	10%	1,249,656.00	8,752,291.00	11,246,899.00
	Banani Housing Complex	11,158,637.00	-	11,158,637.00	5,512,906.00	5,645,731.00	3%	141,143.00	5,654,049.00	5,504,588.00
	Hatkhala Boundary Wall	1,027,257.00	-	1,027,257.00	424,339.00	602,918.00	5%	30,146.00	454,865.00	572,772.00
	Hatkhala Housing	4,384,106.00	-	4,384,106.00	898,291.00	3,485,815.00	5%	174,291.00	1,072,582.00	3,311,524.00
	Temporary BTMC Bhaban	17,927.00	-	17,927.00	17,927.00	-	5%	-	17,927.00	-
	Motor Garage	215,284.00	-	215,284.00	215,284.00	-	5%	-	215,284.00	-
	Electrical Installation	23,825,883.00	180,150.00	24,006,033.00	7,901,013.00	16,105,020.00	10%	1,610,502.00	9,511,515.00	14,494,518.00
	Ware House	284,622.00	-	284,622.00	262,709.00	21,913.00	5%	1,096.00	263,805.00	20,817.00
	Transit Depot	263,720.00	-	263,720.00	238,596.00	25,124.00	5%	1,256.00	239,852.00	23,868.00
	Tube-well	66,176.00	-	66,176.00	55,640.00	10,536.00	10%	1,054.00	56,694.00	9,482.00
	Semi pucca office Godown	194,187.00	-	194,187.00	175,722.00	18,465.00	8%	1,477.00	177,199.00	16,988.00
	Boundary Wall	611,714.00	-	611,714.00	596,151.00	15,563.00	20%	3,113.00	599,264.00	12,450.00
	Others	541,340.00	50,000.00	591,340.00	416,409.00	174,931.00	20%	34,986.00	451,395.00	139,945.00
	Partition wall	731,938.00	-	731,938.00	226,990.00	504,948.00	10%	50,495.00	277,485.00	454,453.00
	Fanullah Housing	657,438.00	111,368.00	768,806.00	311,464.00	457,342.00	5%	22,867.00	334,331.00	434,475.00
	BTMC Name Plate	477,000.00	-	477,000.00	23,850.00	453,150.00	5%	22,658.00	46,508.00	430,642.00
	Sub-Station	7,497,000.00	168,400.00	7,665,400.00	749,700.00	6,915,700.00	10%	691,570.00	1,441,270.00	6,224,130.00
	Security Brack	1,408,559.00	-	1,408,559.00	35,214.00	1,373,345.00	2.50%	34,334.00	69,549.00	1,339,011.00
	Solar Panel	3,220,000.00	-	3,220,000.00	322,000.00	2,898,000.00	10%	289,800.00	611,800.00	2,608,200.00
	Under Reserver Tank	1,472,648.00	-	1,472,648.00	147,265.00	1,325,383.00	10%	132,538.00	279,893.00	1,192,845.00
	Sub: Total (B)	493,742,002.00	498,518.00	494,240,520.00	102,654,239.00	391,586,281.00		12,969,378.00	115,623,617.00	378,616,903.00



Sl. No.	Particulars	Original cost as on 01.07.2017	Add./Add. during the year	Total cost As on 30.06.2017	Depreciation As on 30.06.2017	Written down Value before charge	Rate	Depreciation for the year	Total Depreciation 30.06.2018	Written Down Value as on 30.06.2018
1	2	3	4	5(3+4)	6	7(5-6)	8	9	10(6+9)	11(5-10)
C. MACHINERY AND EQUIPMENT										
	Office Equipment	3,469,519.00	-	3,469,519.00	2,992,802.00	476,717.00	10%	47,672.00	3,040,474.00	429,045.00
	Telephone & Fax	1,434,443.00	277,630.00	1,712,073.00	1,206,965.00	505,108.00	10%	50,511.00	1,257,476.00	454,597.00
	Telephone of Ministry of Textile	212,370.00	-	212,370.00	203,478.00	8,892.00	10%	889.00	204,367.00	8,003.00
	Mechanical Equipment	298,083.00	84,700.00	382,783.00	295,963.00	86,820.00	20%	17,364.00	313,327.00	69,456.00
	Medical Equipment	88,579.00	-	88,579.00	58,335.00	30,244.00	10%	3,024.00	61,359.00	27,220.00
	Training Equipment & Micro phone set	193,500.00	-	193,500.00	24,300.00	169,200.00	10%	16,920.00	41,220.00	152,280.00
	Quality Control equipment	22,972,331.00	-	22,972,331.00	21,585,535.00	1,386,796.00	10%	138,680.00	21,724,215.00	1,248,116.00
	Intercom set	119,447.00	-	119,447.00	96,511.00	22,936.00	10%	2,294.00	98,805.00	20,642.00
	Computer	4,273,240.00	101,600.00	4,374,840.00	2,804,823.00	1,570,017.00	30%	471,005.00	3,275,828.00	1,099,012.00
	Fire Extinguisher	1,734,664.00	-	1,734,664.00	640,751.00	1,093,913.00	15%	164,087.00	804,838.00	929,826.00
	Other equipment & CC Camera	131,935.00	186,316.00	318,251.00	75,798.00	242,453.00	25%	60,613.00	136,411.00	181,840.00
	Mobile Set	24,948.00	-	24,948.00	2,495.00	22,453.00	10%	2,245.00	4,740.00	20,208.00
	Sub: Total (C)	34,953,059.00	650,246.00	35,603,305.00	29,987,756.00	5,615,549.00		975,304.00	30,963,060.00	4,640,245.00
D. TRANSPORT										
	Car and Jeep	25,883,225.00	-	25,883,225.00	16,169,398.00	9,713,827.00	10%	971,382.00	17,140,780.00	8,742,445.00
	Bus and Truck	2,179,472.00	-	2,179,472.00	1,914,240.00	265,232.00	25%	66,308.00	1,980,548.00	198,924.00
	Bi-Cycle	10,765.00	-	10,765.00	10,765.00	-	20%	-	10,765.00	-
	Sub: Total (D)	28,072,462.00	-	28,072,462.00	18,094,403.00	9,979,059.00		1,037,690.00	19,132,093.00	8,941,369.00
E. FURNITURE										
	Office Furniture	3,099,134.00	19,640.00	3,118,774.00	1,925,289.00	1,193,485.00	6%	71,609.00	1,996,898.00	1,121,876.00
	Residential Furniture	3,180.00	-	3,180.00	2,922.00	258.00	6%	15.00	2,937.00	243.00
	Guest House Furniture	16,500.00	-	16,500.00	14,697.00	1,803.00	6%	108.00	14,805.00	1,695.00
	Training Institute Furniture	36,815.00	-	36,815.00	33,629.00	3,186.00	6%	191.00	33,820.00	2,995.00
	Ministry of Textile	229,556.00	2,750.00	232,306.00	194,998.00	37,308.00	6%	2,238.00	197,236.00	35,070.00
	Cabin and Panel	542,246.00	-	542,246.00	453,347.00	88,899.00	20%	17,780.00	471,127.00	71,119.00
	Others	361,999.00	-	361,999.00	146,624.00	215,375.00	20%	43,075.00	189,699.00	172,300.00
	Sub: Total (E)	4,289,430.00	22,390.00	4,311,820.00	2,771,506.00	1,540,314.00		135,016.00	2,906,522.00	1,405,298.00
F. SUNDRY ASSETS										
	Crokkeries and Cutlarise	372,950.00	-	372,950.00	309,258.00	63,732.00	20%	12,746.00	322,004.00	50,986.00
	Books	190,174.00	500.00	190,674.00	143,430.00	47,244.00	20%	9,448.00	152,878.00	37,796.00
	Cutlarise Ministry	12,699.00	-	12,699.00	12,699.00	-	20%	-	12,699.00	-
	Bunket and Screens	171,867.00	-	171,867.00	163,073.00	8,794.00	15%	1,319.00	164,392.00	7,475.00
	Radio and TeleVision	148,992.00	-	148,992.00	90,547.00	58,445.00	15%	8,767.00	99,314.00	49,678.00
	Other Assets	192,559.00	-	192,559.00	180,103.00	12,456.00	15%	1,868.00	181,971.00	10,588.00
	Sub: Total (F)	1,089,281.00	500.00	1,089,781.00	899,110.00	190,671.00		34,148.00	933,258.00	156,523.00
	Grand Total: (A+B+C+D+E+F)	637,132,506.00	1,171,654.00	638,304,160.00	154,505,559.00	483,798,601.00		15,152,494.00	169,658,053.00	468,646,107.00



MAJIDUL HUSSAIN & CO. CHARTERED ACCOUNTANTS
7-9, KAWWAN BAZAR, DHAKA-1215

6,710.88

Schedule A-1.2

Schedule of fixed Assets (TIDC) for the year ended 30th June 2018

SL No.	Particulars	Original cost as on 01-07-2017	Add/Adj. during the year	Total cost As on 30.06.2017	Depreciation As on 30.06.2017	Written down Value before charge	Rate	Depreciation for the year	Total Depreciation 30.06.2018	Written Down Value as on 30.06.2018
1	2	3	4	5(3+4)	6	7 (5-6)	8	9	10(6+9)	11(5-10)
A. LAND AND LAND DEVELOPMENT										
1	Land	1,398,756.00	-	1,398,756.00	-	1,398,756.00	-	-	-	1,398,756.00
2	Land Development	2,313,239.00	-	2,313,239.00	-	2,313,239.00	-	-	-	2,313,239.00
3	Road	878,133.00	-	878,133.00	-	878,133.00	-	-	-	878,133.00
	Sub-Total	4,590,128.00	-	4,590,128.00	-	4,590,128.00	-	-	-	4,590,128.00
B. BUILDING AND OTHER CONSTRUCTION										
1	Institute Bhaban Chittagong Zone	4,231,491.00	-	4,231,491.00	3,030,271.00	1,201,270.00	5%	-	3,030,271.00	1,201,270.00
2	Quality Control Bhaban	457,393.00	-	457,393.00	174,658.00	282,735.00	2.5%	-	174,658.00	282,735.00
3	Administrative Bhaban	1,700,919.00	-	1,700,919.00	787,074.00	913,845.00	2.5%	-	787,074.00	913,845.00
4	Academic Bhaban	2,068,773.00	-	2,068,773.00	893,554.00	1,175,219.00	2.5%	-	893,554.00	1,175,219.00
5	Hostel Bhaban	3,857,894.00	-	3,857,894.00	1,754,866.00	2,103,028.00	2.5%	-	1,754,866.00	2,103,028.00
6	Principal Bhaban	1,202,660.00	-	1,202,660.00	483,350.00	719,310.00	2.5%	-	483,350.00	719,310.00
7	Officers Quarter	1,734,497.00	-	1,734,497.00	716,860.00	1,017,637.00	2.5%	-	716,860.00	1,017,637.00
8	Medical Centre	256,894.00	-	256,894.00	85,567.00	171,327.00	2.5%	-	85,567.00	171,327.00
9	Guest House	337,312.00	-	337,312.00	120,359.00	216,953.00	3%	-	120,359.00	216,953.00
10	Gate and Gate House	45,794.00	-	45,794.00	16,034.00	29,760.00	2.5%	-	16,034.00	29,760.00
11	Border Wall	879,269.00	-	879,269.00	406,213.00	473,056.00	2.5%	-	406,213.00	473,056.00
12	RMS Board	9,738.00	-	9,738.00	6,244.00	3,494.00	5%	-	6,244.00	3,494.00
13	Sign GM Board	15,945.00	-	15,945.00	7,241.00	8,704.00	2.5%	-	7,241.00	8,704.00
14	Water Line	105,455.00	-	105,455.00	96,616.00	8,839.00	10%	-	96,616.00	8,839.00
15	Gas Line	387,418.00	-	387,418.00	300,132.00	87,286.00	5%	-	300,132.00	87,286.00
16	Yard Electricity	276,552.00	-	276,552.00	258,621.00	17,931.00	10%	-	258,621.00	17,931.00
17	440 Volt Electricity Line	55,917.00	-	55,917.00	52,426.00	3,491.00	10%	-	52,426.00	3,491.00
18	Iron Fence	90,000.00	-	90,000.00	90,000.00	-	50%	-	90,000.00	-
19	Water Ventilation Line	410,755.00	-	410,755.00	374,431.00	36,324.00	10%	-	374,431.00	36,324.00
20	Guard Shed	19,273.00	-	19,273.00	8,188.00	11,085.00	2.5%	-	8,188.00	11,085.00
21	Iron Gate	1,475.00	-	1,475.00	515.00	960.00	2.5%	-	515.00	960.00
22	Canteen House	3,911.00	-	3,911.00	3,336.00	575.00	10%	-	3,336.00	575.00
	Sub-Total	18,149,335.00	-	18,149,335.00	9,666,506.00	8,482,829.00	-	-	9,666,506.00	8,482,829.00



Sl. No	Particulars	Original cost as on 01-07-2017	Add/Audj. during the year	Total cost As on 30.06.2017	Depreciation As on 30.06.2017	Written down Value before charge	Rate	Depreciation for the year	Total Depreciation 30.06.2018	Written Down Value as on 30.06.2018
		3	4	5(3+4)	6	7(5-6)	8	9	10(6+9)	11(5-10)
C	MACHINERIES:									
1	Machinery	718,568.00	-	718,568.00	653,503.00	65,065.00	10%	-	653,503.00	65,065.00
2	Factory Building	9,300.00	-	9,300.00	8,747.00	553.00	10%	-	8,747.00	553.00
3	Office Equipment	176,914.00	-	176,914.00	172,473.00	4,441.00	15%	-	172,473.00	4,441.00
4	Lab. Instrument	13,046.00	-	13,046.00	12,151.00	895.00	10%	-	12,151.00	895.00
5	Medical Instrument	3,397.00	-	3,397.00	3,298.00	99.00	15%	-	3,298.00	99.00
6	Air Condition	1,359,578.00	-	1,359,578.00	1,353,165.00	6,413.00	20%	-	1,353,165.00	6,413.00
7	Sports instrument	10,354.00	-	10,354.00	10,340.00	14.00	25%	-	10,340.00	14.00
8	Electric Instrument	6,725.00	-	6,725.00	6,551.00	174.00	15%	-	6,551.00	174.00
9	Other Instrument	5,650.00	-	5,650.00	5,507.00	143.00	15%	-	5,507.00	143.00
	Sub-Total -	2,303,532.00	-	2,303,532.00	2,225,735.00	77,797.00	20%	-	2,225,735.00	77,797.00
D	Transport (Car)	801,514.00	-	801,514.00	794,114.00	7,400.00	20%	-	794,114.00	7,400.00
E	FURNITURE									
1	Office Furniture	859,286.00	-	859,286.00	646,121.00	213,165.00	6%	-	646,121.00	213,165.00
2	Office Furniture (OCO)	6,236.00	-	6,236.00	4,310.00	1,926.00	6%	-	4,310.00	1,926.00
3	Residential Furniture	10,300.00	-	10,300.00	7,182.00	3,118.00	6%	-	7,182.00	3,118.00
4	Ceiling Fan	123,717.00	-	123,717.00	105,042.00	18,675.00	6%	-	105,042.00	18,675.00
5	Air Cooler	52,500.00	-	52,500.00	52,408.00	92.00	20%	-	52,408.00	92.00
6	Hostel Furniture	388,306.00	-	388,306.00	302,065.00	86,241.00	6%	-	302,065.00	86,241.00
7	Telephone	31,621.00	-	31,621.00	10,815.00	20,806.00	3%	-	10,815.00	20,806.00
	Sub-Total -	1,471,966.00	-	1,471,966.00	1,127,943.00	344,023.00		-	1,127,943.00	344,023.00
F	SUNDRY ASSETS									
1	Books	41,100.00	-	41,100.00	40,273.00	827.00	20%	-	40,273.00	827.00
2	Soft Furniture	198,820.00	-	198,820.00	190,020.00	8,800.00	15%	-	190,020.00	8,800.00
3	Cookeries	68,407.00	-	68,407.00	66,959.00	1,448.00	20%	-	66,959.00	1,448.00
4	Television	7,390.00	-	7,390.00	7,258.00	132.00	15%	-	7,258.00	132.00
5	Balancing Machine	3,000.00	-	3,000.00	2,328.00	672.00	15%	-	2,328.00	672.00
6	Micro Phone	24,980.00	-	24,980.00	20,350.00	4,630.00	10%	-	20,350.00	4,630.00
7	Boat	3,885.00	-	3,885.00	3,549.00	336.00	20%	-	3,549.00	336.00
8	Charge Light	7,200.00	-	7,200.00	6,953.00	247.00	20%	-	6,953.00	247.00
9	Spray Machine	1,950.00	-	1,950.00	1,950.00	-	20%	-	1,950.00	-
10	Grass Cutter Machine	24,000.00	-	24,000.00	24,000.00	-	20%	-	24,000.00	-
11	Fire Extinguisher	28,925.00	-	28,925.00	26,918.00	2,007.00	20%	-	24,000.00	2,007.00
	Sub-Total -	409,657.00	-	409,657.00	390,558.00	19,099.00	15%	-	26,918.00	2,007.00
	GRAND TOTAL(A+B+C+D+E+F):	27,726,132.00	-	27,726,132.00	14,204,856.00	13,436,079.00		-	390,558.00	19,099.00
									14,204,856.00	13,521,276.00



RAYMAN AMLS & CO. CHARTERED ACCOUNTANTS
BTRAC BIRAHAT
7-9, KAWBAN BAZAR, DHAKA 1215

Schedule A.1.1

Schedule of fixed Assets (Blaston Office) for the year ended 30th June 2018

SL No.	Particulars	Original cost as on 01-07-2017	Add/Adj. during the year	Total cost As on 30.06.2017	Depreciation As on 30.06.2017	Written down Value before charge	Rate	Depreciation for the year	Total Depreciation 30.06.2018	Written down Value as on 30.06.2018
1	2	3	4	5(3+4)	6	7 (5-6)	8	9	10(6+9)	11(5-10)
A	LAND AND LAND DEVELOPMENT									
	Railway Syding	175,000.00	-	175,000.00	168,171.00	6,829.00	7%	478.00	168,649.00	6,351.00
	Sub-Total -	175,000.00	-	175,000.00	168,171.00	6,829.00		478.00	168,649.00	6,351.00
B	BUILDING AND OTHER CONSTRUCTION									
1	Security Check Post	3,900.50		3,900.50	3,362.00	538.50	5%	27.00	3,389.00	511.50
2	Tube Well	5,082.00		5,082.00	4,967.00	115.00	10%	12.00	4,979.00	103.00
3	Godown No.1&2	4,140,024.08		4,140,024.08	3,271,007.00	869,017.08	5%	43,476.00	3,314,483.00	825,541.08
	Sub-Total -	4,149,006.58	-	4,149,006.58	3,279,336.00	869,670.58		43,515.00	3,322,851.00	826,155.58
C	MACHINERY AND EQUIPMENT									
1	Office Equipment	113,847.40		113,847.40	111,839.40	2,008.00	15%	302.00	112,141.40	1,706.00
2	Medical equipment	2,335.00		2,335.00	2,275.00	60.00	15%	9.00	2,284.00	51.00
3	Fire Fighting Equipment	105,453.12		105,453.12	104,510.12	943.00	15%	142.00	104,652.12	801.00
4	Installation of Overhead Line	52,504.30		52,504.30	52,029.30	475.00	10%	48.00	52,077.30	427.00
5	Electrical Overhead Line	164,884.36		164,884.36	161,209.36	3,675.00	10%	388.00	161,597.36	3,287.00
6	Local First at T.V.	13,403.00		13,403.00	13,025.00	378.00	10%	38.00	13,063.00	340.00
7	Weighing Scale	129,030.00		129,030.00	124,068.00	4,962.00	10%	497.00	124,565.00	4,465.00
	Sub-Total:	581,457.18	-	581,457.18	568,956.18	12,501.00		1,424.00	570,380.18	11,077.00
D	FURNITURE AND FIXTURE									
1	Office Furniture	77,328.00		77,328.00	76,368.20	959.80	15%	144.00	76,512.20	815.80
	Sub-Total	77,328.00	-	77,328.00	76,368.20	959.80		144.00	76,512.20	815.80
E	SUNDRY ASSETS									
1	Soft Furniture	12,057.00		12,057.00	11,906.00	151.00	15%	23.00	11,929.00	128.00
2	Books and Periodical	2,160.00		2,160.00	2,160.00	-	20%	-	2,160.00	-
3	Tarpoline	60,576.00		60,576.00	60,267.00	309.00	15%	47.00	60,314.00	262.00
	Sub-Total:	74,793.00	-	74,793.00	74,333.00	460.00		70.00	74,403.00	390.00
	Grand Total(A+B+C+D+E)	5,057,584.76	-	5,057,584.76	4,167,164.38	890,420.38		45,631.00	4,212,795.38	844,789.38



SCHEDULE-A-2

**BANGLADESH TEXTILE MILLS CORPORATION
"BTMC BHABAN"
7-9, KAWRAN BAZAR, DHAKA-1215**

Schedule of Govt. Equity for the year ended 30th June, 2018

SL No.	PARTICULARS	BMRE PROJ ADP Converted	BANK LOAN Converted	CASH INFUSION	TOTAL EQUITY
(A)	Original Projects.				
1	Olympia Textile Mills Ltd	17,184,100	-	155,779,000	172,963,100
2	Orient Textile Mills Ltd	-	4,489,000	10,211,000	14,700,000
3	Ahmed Bawany Textile Mills Ltd	24,570,700	29,345,000	62,352,000	116,267,700
4	Kohinoor Spg. Mills Ltd	-	-	82,707,000	82,707,000
5	Quaderia Textile Mills Ltd	22,300,000	11,285,000	4,595,000	38,180,000
6	Kishorgong Textile Mills Ltd	-	-	138,872,639	138,872,639
7	Karlin Silke Mills Ltd	4,149,900	-	37,306,990	41,456,890
8	Kurigram Textile Mills Ltd	-	9,839,000	27,359,000	37,198,000
9	Kokil Textile Mills Ltd	3,776,000	14,055,000	38,058,000	55,889,000
10	Khulna Textile Mills Ltd	-	-	15,800,000	15,800,000
11	Chittaranjan Cotton Mills	14,823,000	-	86,699,000	101,522,000
12	Chisty Textile Mills	4,245,000	10,957,000	17,762,000	32,964,000
13	Zenat Textile Mills Ltd	27,931,000	-	156,190,000	184,121,000
14	Zofine Fabrics Ltd	-	-	14,081,000	14,081,000
15	Tangail Cotton Mills Ltd	6,955,000	19,492,000	64,356,000	90,803,000
16	Dhaka Cotton mills	21,586,000	-	83,283,000	104,869,000
17	Darwary Textile Mills	-	-	107,725,000	107,725,000
18	Dinajpur Textile Mills	-	-	98,671,000	98,671,000
19	Dost Textile Mills	7,701,000	9,751,000	7,772,000	25,224,000
20	National Cotton Mills	-	-	152,467,000	152,467,000
21	Noakhali Textile Mills	-	-	109,075,000	109,075,000
22	Barisal Textile Mills	-	-	102,910,000	102,910,000
23	Bangladesh Textile Mills	39,052,000	-	52,267,558	91,319,558
24	Valika Wollen Mills	12,540,300	-	9,180,700	21,721,000
25	Monno Textile Mills	22,833,000	-	44,524,000	67,357,000
26	Madaripur Textile	-	-	82,588,000	82,588,000
27	Magura Textile Mills	-	11,534,000	123,948,000	135,482,000
28	Meghna Textile Mills	46,153,000	-	34,575,000	80,728,000
29	Rangamati Textile Mills	-	6,017,000	54,713,000	60,730,000
30	Rajshahi Textile Mills	-	14,117,000	99,844,000	113,961,000
31	Luxminarayan Cotton Mills	13,363,000	-	57,613,146	70,976,146
32	Sharmin Textile Mills	12,524,000	-	51,799,000	64,323,000
33	Satrang Textile Mills	7,579,000	-	38,059,000	45,638,000
34	Sylhet Textile Mills	-	7,150,000	72,638,000	79,788,000
35	Sundarban Textile Mills	-	-	138,651,000	138,651,000
36	Amin Textile Mills-1	1,404,000	10,777,000	-	12,181,000
37	R.R Textile Mills-1	5,310,000	24,043,000	-	29,353,000
38	Bengal Textile Mills-1	11,160,000	5,495,000	-	16,655,000
39	Bengal Textile Mills-2	-	3,054,000	-	3,054,000
	Total:	327,140,000	191,400,000	2,434,432,033	2,952,972,033



BANGLADESH TEXTILE MILLS CORPORATION
BTMC BHABAN
7-9, KAWRAN BAZAR, DHAKA-1215

Schedule-A-3

SCHEDULE OF GOVT. GRANT FOR THE YEAR ENDED 30TH JUNE-2018

SL. NO.	NAME OF THE MILLS	GRAND FOR OPTION RUNNING MILLS	GRANT FOR OPTION LAY-OFF MILLS	TOTAL
1	2	3	4	5(3+4)
(A) BTMC, TDC AND LIASION OFFICE :				
	BTMC(HO)	89258217.80	0.00	89258217.80
	TDC	10176255.66	0.00	10176255.66
	BTMC Liasion Office	3182964.50	0.00	3182964.50
	Sub total(A)	102617437.96	0.00	102617437.96
(B) RUNNING MILLS :				
1	Orient Textile Mills	15907357.99	0.00	15907357.99
2	Amin Textile Mills	18911319.68	0.00	18911319.68
3	R.R Textile Mills	25342986.64	0.00	25342986.64
4	Quadana Textile Mills	16719624.57	0.00	16719624.57
5	Tangal Cotton Mills	34886065.51	0.00	34886065.51
6	Danwani Textile Mills	1838798.74	0.00	1838798.74
7	Dinaipur Textile Mills	5555384.68	0.00	5555384.68
8	Doat Textile Mills	16092977.28	0.00	16092977.28
9	Bengal Textile Mills	18664069.39	0.00	18664069.39
10	Kalka Woolen Mills	3380220.41	0.00	3380220.41
11	Rangamati Textile Mills	2923194.70	0.00	2923194.70
12	Rasahi Textile Mills	6582280.61	0.00	6582280.61
13	Sohet Textile Mills	2231846.80	0.00	2231846.80
14	Sunderban Textile Mills	2027841.36	0.00	2027841.36
15	Kurigram Textile Mills	1109101.15	0.00	1109101.15
	Sub total(B)	172173069.51	0.00	172173069.51
(C) CLOSED/LAY-OFF MILLS :				
1	Ahmed Bawany Textile Mills	42146426.70	20002500.00	62148926.70
2	Kokil Textile Mills	21374942.46	0.00	21374942.46
3	Khulna Textile Mills	1993676.57	77178051.65	79171728.22
4	The Chittaranjan Cotton Mills	41752334.96	17430500.00	59182834.96
5	Christy Textile Mills	9621799.23	0.00	9621799.23
6	National Cotton Mills	18818645.12	7745089.77	26563734.89
7	Noakhali Textile Mills	2291034.69	25616267.14	27907301.83
8	R.R Textile Mills	0.00	7975200.00	7975200.00
9	Bangladesh Textile Mills	3781723.94	70837098.43	74618822.37
10	Megura Textile Mills	4077491.68	0.00	4077491.68
11	Satrang Textile Mills	15031134.34	0.00	15031134.34
	Sub total(C)	160889209.69	226784706.99	387673916.68
(D) SOLD MILLS :				
	Engineering Industries	2896666.86	1746254.00	4642920.86
	Kishinor Spg. Mills	3576021.48	38804624.00	42380645.48
	Kishoregonj Textile Mills	2511988.44	46478522.00	48990510.44
	Zofine Fabrics Ltd.	406679.08	2390443.50	2797122.58
	Wadaripur Textile Mills	2858961.08	27761405.00	30620366.08
	Samrin Textile Mills	4453363.27	52266928.00	56720291.27
	Bansal Textile Mills	3198217.20	40097580.00	43295797.20
	Zeenat Textile Mills	40307910.78	12740500.00	53048410.78
	Sub total(D)	60209808.19	222286256.50	282496064.69
(E) HANDED OVER MILLS :				
	Dyola	71273498.85	14002500.00	85275998.85
	Karlin Silk Mills	7072709.52	0.00	7072709.52
	Dhaka Cotton Mills	9776902.25	78773098.12	88550000.37
	Pylon Industries Ltd.	9868519.99	0.00	9868519.99
	Winnoo Textile Mills	34790387.62	0.00	34790387.62
	Waghna Textile Mills	17450292.49	8240500.00	25690792.49
	Luxminarayan Cotton	33325617.76	10002500.00	43328117.76
	Sub total(E)	183557928.48	111018598.12	294576526.60
	Total (A+B+C+D+E)	679447453.83	560089561.61	1239537015.44



Statement of Short Term Loan Principal for the year ended 30th June 2018

Sl. No.	Name of the Mills	Salary/Grants & Bonus	Provident Fund	Wages Commission	Death Retirement	Electric & Gas Running/ Closed Mills	Electric & Gas Sold/Closed/ Liquidated	Salary & Wages (Paid off Mills)	Option	Bank Loan Repayment	Municipal Tax	Barbed Wire fence	Total
1	2	3	4	5	6	7	8	9	10	11	12	13	14
A RUNNING MILLS :													
1	Amin Textile-1	90,618,949	742,219	13,969,562	3,965,364	10,817,000	-	-	331,862,657	-	-	-	451,975,761
2	R.R. Textile	139,677,258	3,889,263	13,209,516	424,595	8,614,000	-	-	199,156,551	-	-	-	385,171,163
3	Quaderia Textile	82,792,210	2,291,000	7,525,320	1,911,410	9,145,000	-	-	161,064,239	-	-	-	284,749,180
4	Kurigram Textile	83,654,338	-	5,993,110	1,037,761	12,062,000	-	-	84,676,562	-	323,273	-	187,747,063
5	Tangai Cotton	139,766,763	7,064,843	7,371,474	899,253	1,139,000	-	-	126,836,945	-	-	-	283,098,278
6	Darwany Tax.	18,061,920	-	7,406,937	2,400,673	16,761,000	-	-	184,971,220	-	-	-	229,601,751
7	Dinapur Textile	75,156,568	14,517,736	7,265,270	1,964,332	26,630,000	-	-	213,459,269	-	150,000	-	339,143,173
8	Doot Textile	29,421,321	1,931,505	3,825,947	3,247,093	1,670,000	-	-	110,307,499	-	-	-	160,403,365
9	Bengal Textile	69,040,957	1,046,923	15,020,192	6,141,002	-	-	-	321,502,385	-	-	-	411,751,459
10	Velika Woolen	1,045,000	-	387,000	3,749,035	-	-	-	58,421,470	-	-	-	63,603,105
11	Rangamati Tax.	82,306,959	1,086,000	6,396,605	3,225,930	23,146,000	-	-	133,522,421	-	-	-	240,685,614
12	Rajshahi Tax.	135,733,947	542,000	6,801,702	1,359,840	16,274,000	-	-	177,034,214	-	-	-	336,744,803
13	Syhat Textile	116,416,290	400,325	5,522,300	1,019,918	9,038,000	-	-	117,069,145	-	-	-	249,466,976
14	Sundarban Tax.	27,333,321	-	11,712,870	3,004,767	8,596,000	-	-	307,115,535	-	-	-	357,762,452
	Sub Total (A)	1,090,024,899	33,631,814	112,410,434	34,350,690	146,092,000	-	-	2,627,040,112	-	473,273	-	3,943,923,222
B TMC CLOSED MILLS													
1	Amin Textile-2	-	-	-	-	9,549,000	-	-	-	-	-	-	9,549,000
2	National Cotton	61,941,501	4,569,897	2,362,107	285,509	448,000	-	-	72,964,807	-	-	-	142,582,220
3	Satrang Textile	59,028,990	4,669,000	2,196,766	1,079,970	3,017,000	-	-	91,605,061	7,171,575	4,458,733	-	173,447,095
4	Ahmed Bawary	180,485,458	2,302,935	1,248,000	6,116,518	9,949,000	-	-	226,364,909	-	-	-	428,466,817
5	Magura Textile	64,189,796	-	740,607	2,781,645	11,433,000	-	-	101,260,201	-	-	-	200,395,249
6	Khulna Textile	16,520,072	-	-	263,500	-	-	-	3,849,252	-	-	-	20,632,824
7	Chitranjan Cott.	139,732,670	9,031,000	10,189,675	3,867,019	-	-	-	140,883,778	-	-	-	303,504,339
	Sub-Total(B)	541,886,485	20,612,832	16,737,355	14,394,559	34,396,000	-	-	639,908,005	7,171,575	4,458,733	-	1,278,677,645
MILLS HANDED TO WORKERS													
1	Olympia Textile	136,615,054	29,314,000	12,521,823	1,766,497	1,718,000	-	-	169,778,709	-	162,791	-	353,896,874
2	Monroo Textile	104,749,232	8,374,000	9,949,656	2,039,556	2,152,000	-	-	180,541,508	-	-	290,114	318,066,065
3	Fine Cotton	752,045	-	-	-	-	-	-	-	-	-	-	752,045
4	Meghma Textile	73,096,560	3,339,000	5,110,827	665,398	1,126,000	-	-	117,742,444	-	-	197,718	201,268,946
5	Kerlin Silk Mills	15,899,114	3,422,000	345,675	708,059	-	-	-	22,035,370	4,501,014	-	-	46,711,232
6	Pylon Industries	24,049,237	236,000	-	1,585,322	3,067,000	-	-	34,029,475	-	-	-	62,967,034
7	Luxminarayan	103,507,465	5,442,046	7,769,542	1,736,964	5,632,000	-	-	94,609,541	-	-	-	218,717,589
8	Dhaka Cotton	12,467,176	-	-	975,546	4,840,000	-	-	2,791,324	-	-	-	21,074,046
	Sub-Total (C)	472,925,884	50,127,046	35,717,523	9,497,372	18,534,000	-	-	631,528,372	4,501,014	162,791	487,632	1,223,461,633



	1	2	3	4	5	6	7	8	9	10	11	12	13	14
LIQUIDATED MILLS														
1	Orlent Textile Mills	54,440,421	3,755,000	1,985,548	1,985,548	1,903,000	1,903,000	-	-	80,574,620	-	-	-	145,035,004
2	Bangladesh Tex	4,366,933	371,000	1,177,523	1,177,523	5,900,224	5,900,224	-	-	2,116,107	-	-	-	13,931,767
3	Orient Textile	76,197,761	5,540,617	5,254,202	1,870,052	3,663,000	3,663,000	-	-	76,177,813	-	-	-	168,711,445
4	Muslim Cotton	-	-	-	-	-	-	-	-	3,686,497	-	-	-	3,686,497
	Sub-Total(D)	135,013,115	9,666,617	5,041,123	7,622,617	11,466,224	11,466,224	-	-	162,565,036	-	-	-	331,374,733
SOLD MILLS:														
1	Kokil Textile	60,928,466	5,963,000	868,088	3,896,612	868,088	5,143,000	-	-	62,723,458	-	-	-	139,671,621
2	Zeenath Textile	118,969,832	9,631,000	345,883	14,025,000	-	-	-	-	140,184,715	-	-	-	263,396,530
3	Engineering	2,011,067	1,265,847	366,775	-	-	-	-	838,342	722,277	-	-	-	5,304,307
4	Kohinoor Spng.	-	-	-	-	7,264,139	-	-	-	-	-	-	-	7,264,139
5	Zofine Fabrics	-	-	-	-	-	-	147,555	92,000	-	-	-	-	239,555
6	Bansal Textile	-	-	-	-	-	-	6,020,256	1,062,654	-	-	-	-	7,802,910
7	Kashoregong Tex	-	-	-	-	-	-	517,153	963,600	-	-	-	-	1,480,753
8	Madanipur Tex	-	-	-	-	-	-	968,365	247,767	-	-	-	-	1,284,742
9	Sharmin Tex.	-	-	-	-	-	-	3,707,418	68,000	125,497	-	-	-	3,900,915
0	Noakhal Tex.	2,589,120	-	-	-	-	-	2,829,000	5,072,508	861,067	-	-	-	11,778,763
	Sub-Total(E)	184,296,485	17,079,847	1,711,846	17,921,612	12,397,139	14,989,746	8,464,871	8,464,871	204,617,011	-	627,068	-	462,174,235
OTHERS														
1	Liaison Office	10,088,514	-	-	-	-	-	-	-	1,848,362	-	-	-	11,736,896
2	BTMC	-	170,662	-	-	-	-	-	-	52,536,237	-	-	-	52,706,900
3	TIDC	52,988,766	1,134,709	-	-	-	823,000	-	-	21,207,348	-	-	-	76,153,822
	Sub-Total(F)	63,077,280	1,305,371	-	-	-	823,000	-	-	75,393,967	-	-	-	140,599,618
PRIVATISATION COMMISSION														
1	Orient Textile	1,640,500	-	-	-	-	-	-	-	-	-	-	-	1,640,500
2	Ahmed Bawany	6,258,000	-	-	-	-	-	-	-	-	-	-	-	6,258,000
3	Quadenia Tex	4,166,000	-	-	-	-	-	-	-	-	-	-	-	4,166,000
4	Jurigram Tex	2,989,000	-	-	-	-	-	-	-	-	-	-	-	2,989,000
5	Kokil Textile	11,531,456	-	-	-	-	-	-	-	-	-	-	-	11,531,456
6	Chittaranjan	8,973,000	-	-	-	-	-	-	-	-	-	-	-	8,973,000
7	Chisty Textile Mills	3,184,546	-	-	-	-	-	-	-	-	-	-	-	3,184,546
8	Zeenat Tex	1,351,000	-	-	-	-	-	-	-	-	-	-	-	1,351,000
9	Tangal Cotton	4,481,000	-	-	-	-	-	-	-	-	-	-	-	4,481,000
0	Noakhali Tex.	3,652,417	-	-	-	-	-	-	-	-	-	-	-	3,652,417
1	Bangladesh Tex.	3,651,267	-	-	-	-	-	-	-	-	-	-	-	3,651,267
2	Magura Tex	2,557,000	-	-	-	-	-	-	-	-	-	-	-	2,557,000
3	Satrag Tex.	15,312,000	-	-	-	-	-	-	-	-	-	-	-	15,312,000
	Sub Total(G):	69,937,186	-	-	-	-	-	-	-	-	-	-	-	69,937,186
	Total(A+B+C+D+E+F+G)	2,557,173,334	132,323,527	190,409,540	64,999,591	222,885,363	15,812,746	8,464,871	4,240,052,504	11,672,589	5,790,475	487,832	-	7,450,068,371



BANGLADESH TEXTILE MILLS CORPORATION
BTMC BHABAN
7-9, KAWRAN BAZAR, DHAKA-1215

SCHEDULE OF GOVT. LOAN ISSUED ON TREASURY BOND FOR THE YEAR ENDED 30TH JUNE-2018

SCHEDULE-A-4-1

Sl. No.	NAME OF THE MILLS	AMOUNT
1	Asiatic Cotton Mills Ltd.	138,375,000.00
2	Halima Textile Mills	214,800,000.00
3	Muslin Cotton Mills Ltd.	587,925,000.00
4	Quasem Cotton Mills Ltd.	112,200,000.00
	TOTAL :	1,053,300,000.00



WHEEL AND SPINNING MILLS CORPORATION
DINAJI BHADRAJ

SCHEDULE A-1(A)

Schedule of Interest on Short Term Loan for the year ended 30th June, 2018

Name of the Mills	Salary, wages & Bonus	Provident Fund	Wages Commission	Electric & Gas Laid off mills	Electric & Gas Running Mills	Death & Retirement	Salary & Wages (Laid off Mills)	Option	Bank Loan Repayment	Municipal Tax	Barbed Wire fence	Total
RUNNING MILLS:												
Amin Textiles-2	-	301,638	-	-	5,301,657	1,335,830	-	94,586,816	-	465,509	-	5,603,295
Kurigram Textile	127,547,081	-	8,584,268	-	14,014,557	2,066,797	-	203,942,596	-	-	-	246,534,461
Rajshahi Tex.	207,821,130	913,840	9,754,754	-	19,117,938	1,948,110	-	121,991,277	-	-	-	443,018,055
Darwary Tex.	20,387,947	-	10,418,378	-	14,626,930	1,741,920	-	165,104,242	-	216,000	-	169,372,642
Omgaour Textile	113,008,136	3,715,584	10,498,403	-	20,496,649	5,435,984	-	211,341,841	-	-	-	314,780,934
Bengal Textile	100,938,938	324,049	21,071,305	-	1,428,193	2,606,384	-	78,519,804	-	-	-	339,112,117
Doot Textile	15,342,848	1,199,555	5,541,289	-	74,985,924	15,135,025	-	874,886,576	-	681,509	-	1,643,059,977
Sub Total (A)	666,047,480	6,454,666	65,868,397	-	-	-	-	-	-	-	-	454,429,908
BTMC CLOSED MILLS												
Amin Textile	136,880,945	-	20,141,720	-	10,341,521	5,040,127	-	282,075,595	-	-	-	483,215,613
B.R. Textile	226,657,423	5,293,236	19,431,328	-	30,090,985	643,823	-	221,090,818	-	-	-	413,675,726
Tangal Cotton	219,276,657	11,944,955	11,369,992	-	974,079	1,213,727	-	168,896,316	-	-	-	248,852,079
Sundarban Tex.	39,546,189	-	17,083,701	-	7,777,970	2,446,911	-	181,997,308	-	-	-	246,344,457
Rangamat Tex.	123,558,463	1,517,840	9,462,571	-	15,985,196	2,466,618	-	93,153,729	-	-	-	331,485,852
Sydhel Textile	169,940,985	130,096	7,942,856	-	9,397,596	1,545,160	-	142,532,179	-	-	-	36,746,110
Varika Woollen	752,400	-	588,295	-	-	1,930,293	-	365,921,770	-	-	-	668,050,864
Alimed Barwary	284,593,725	3,974,927	2,103,600	-	5,523,739	6,933,103	-	155,773,479	-	-	-	306,743,965
Magura Textile	133,504,876	-	1,248,727	-	13,845,413	2,371,470	-	2,153,185	-	-	-	21,894,907
Bhulna Textile	19,393,197	-	-	-	-	348,525	-	223,555,863	-	-	-	478,448,908
Chittaranjan Coll.	217,550,386	14,547,100	17,387,610	-	-	5,607,949	-	182,041,758	-	-	-	329,573,489
Quaderia Textile	125,755,451	3,177,056	10,832,249	-	5,077,354	2,689,621	-	2,052,616,322	-	-	-	4,019,266,078
Sub Total (B)	1,697,410,677	39,585,210	117,402,649	-	79,013,853	39,237,367	-	-	-	-	-	-
MILLS HANDED TO WORKERS												
Glympia Textile	225,989,239	49,104,870	21,112,172	-	963,843	2,444,240	-	280,381,812	-	195,381	-	584,781,557
Moontan Textile	174,638,938	14,118,480	16,775,474	-	1,840,402	1,618,802	-	116,293,403	-	-	348,205	525,633,764
Fine Cotton	1,267,460	-	-	-	-	540,989	-	188,707,412	-	-	237,301	327,276,986
Maghna Textile	127,583,434	5,639,280	8,616,464	-	962,106	427,701	-	36,434,674	6,481,458	-	-	75,925,938
Kerlin Silk Mills	26,240,239	5,769,440	582,426	-	-	2,418,438	-	54,766,538	-	-	-	99,805,481
Pylon Industries	39,135,565	105,200	-	-	3,378,740	1,689,823	-	157,178,428	-	-	-	359,286,948
Luzaminarayan	173,401,303	9,067,800	13,123,097	-	4,816,517	1,689,823	-	2,499,346	-	-	-	27,269,616
Dhaka Cotton	-	-	-	-	4,139,395	747,322	-	103,886,707	-	-	-	215,834,409
National Cotton	103,769,121	7,463,022	3,984,498	-	248,732	482,419	-	1,340,736,380	6,481,458	195,381	585,596	2,221,082,179
Sub Total (C)	871,025,299	81,259,092	64,204,041	-	16,339,735	10,349,714	-	-	-	-	-	-



	2	3	4	5	6	7	8	9	10	11	12	13	14
LIQUIDATED MILLS													
1 Chisty Textile Mills	28,013,957	2,552,408	1,580,635	154,008	-	-	463,040	-	30,460,015	-	-	-	63,134,063
2 Bangladesh Tex.	-	37,100	-	-	-	2,392,893	204,678	1,427,162	486,727	-	-	-	4,108,560
3 Orient Textile	32,610,404	2,296,059	1,910,894	-	-	-	248,623	-	3,561,300	-	-	-	46,627,780
4 Saarang Textile	97,193,559	7,906,280	3,703,839	-	-	2,580,155	1,640,854	-	138,665,190	5,737,260	2,006,427	-	259,433,564
5 Muslin Cotton Mills	-	-	-	-	-	-	-	-	-	-	-	-	-
Sub-Total(D)	157,817,920	12,792,447	7,195,368	164,008	4,973,048	4,973,048	2,557,195	1,427,162	179,173,132	5,737,260	2,006,427	-	373,843,967
SOLD MILLS:													
1 Kohnoor Sping.	-	-	-	-	-	12,230,289	-	-	-	-	-	-	12,230,289
2 Kibhorogong Tex	-	-	-	-	-	872,068	-	1,624,672	-	-	-	-	2,496,740
3 Sharmin Tex.	-	-	-	-	-	6,251,077	-	114,360	31,375	-	-	-	6,396,812
4 Barisal Textile	-	-	-	371,860	-	11,350,781	-	1,825,628	-	-	-	-	13,548,269
5 Madaripur Tex	-	-	-	-	-	417,700	-	1,635,971	-	-	54,890	-	2,108,561
6 Zofine Fabrics	154,840	-	-	-	-	248,277	-	-	-	-	-	-	403,117
7 Engineering	4,693,235	1,773,219	-	-	-	-	419,192	-	408,343	-	-	-	7,293,989
8 Zerenath Textile	199,645,610	16,575,120	23,646,000	-	-	-	477,340	-	231,457,655	-	-	-	471,801,765
9 Kora Textile	102,412,792	10,087,160	6,570,844	-	-	4,603,994	1,339,531	-	89,645,040	2,835,045	-	-	217,474,406
D Noakhali Tex.	553,380	-	-	4,770,080	-	-	-	4,957,467	574,258	-	659,132	-	11,614,317
Sub-Total(E)	307,559,857	28,435,499	30,216,844	5,141,940	35,974,186	2,216,063	2,216,063	10,158,098	372,116,711	2,835,045	714,022	-	745,368,265
OTHERS													
1 BTMC	-	76,797	-	-	-	-	-	-	26,617,673	-	-	-	26,694,470
2 Liaison Office	10,419,893	-	-	-	-	-	-	2,428,529	576,106	-	-	-	13,424,518
3 TIDC	58,341,172	414,557	-	-	-	-	411,500	-	10,290,015	-	-	-	69,457,244
Sub-Total(F)	68,761,055	491,354	-	-	-	-	411,500	2,428,529	37,483,794	-	-	-	109,576,232
Total(A+B+C+D+E+F):	3,707,632,388	179,038,268	284,887,259	5,305,948	211,286,746	63,926,884	31,897,342	4,607,014,915	15,053,763	3,597,339	585,506	-	9,112,106,298



BANGLADESH TEXTILE MILLS CORPORATION
BTMC BHABAN
7-9, KAWRAN BAZAR, DHAKA-1215

SCHEDULE OF INTEREST ON TREASURY BOND FOR THE YEAR ENDED 30TH JUNE-2018

SCHEDULE-A-4-1(b)

Sl. No.	NAME OF THE MILLS	AMOUNT
1	Asiatic Cotton Mills Ltd.	122,692,500.00
2	Halima Textile Mills	130,312,000.00
3	Muslin Cotton Mills Ltd.	96,234,463.00
4	Quasem Cotton Mills Ltd.	99,484,000.00
	TOTAL :	448,722,963.00



SCHEDULE -A-5

**BANGLADESH TEXTILE MILLS CORPORATION
"BTMC BHABAN"
7-9, KAWRAN BAZAR, DHAKA-1215**

Schedule of ADP Loan to Project for the year ended 30th June, 2018

S. No.	NAME OF THE MILLS	ADP PROJECT LOAN	ADP PROJECT LOAN	5 YEARS INTEREST FREE ADP LOAN	TOTAL ADP LOAN
1	2	3	4	5	6
A BTMC RUNNING MILLS:					
1	Kungram Textile Mills Ltd	-	-	-	-
2	Tangail Cotton Mills Ltd	-	(1,625,700)	4,211,776	2,586,076
3	Rangamati Textile Mills Ltd	-	(4,198,800)	10,514,749	6,315,949
4	Sylhet Textile Mills Ltd	-	-	-	-
5	Sundarban Textile Mills Ltd	-	-	-	-
6	Quaderia Textile Mills Ltd	-	(585,300)	1,765,876	1,180,576
7	Amin Textiles Ltd	-	-	-	-
8	Bengal Textile Mills Ltd	-	(3,222,450)	9,696,504	6,474,054
9	Coat Textile Mills Ltd	-	(5,292,150)	15,572,864	10,280,714
10	P.R Textile Mills Ltd	-	(4,878,000)	14,180,276	9,302,276
11	Dimapur Textile Mills	-	(2,403,900)	6,580,391	4,176,491
	Sub Total (A):	-	(22,206,300)	62,522,436	40,316,136
B BTMC CLOSED/LAY OFF MILLS:					
1	Cotton Zinning Balling	-	-	-	-
2	Megura Textile Mills	-	-	-	-
3	Exportable Garments	-	-	-	-
4	Armed Bawany Textile Mills	-	-	-	-
5	Kokil Textile Mills	-	1,135,270	6,533,255	7,668,525
6	Batang Textile Mills	-	-	-	-
7	Chittaranjan Cotton Mills	-	-	-	-
	Sub Total B:	-	1,135,270	6,533,255	7,668,525
C MILLS TRANSFERED TO WORKERS & STAFF:					
1	Nemoo Textile Mills	274,050	3,165,347	-	3,439,397
2	Luminarayan Cotton Mills	1,487,400	2,020,398	-	3,507,798
3	Dhaka Cotton Mills	-	3,416,623	-	3,416,623
4	Karim Silk Mills	-	509,626	-	509,626
5	Olympic Textile Mills	-	3,700,208	-	3,700,208
6	Meghna Textile Mills	-	35,493,910	-	35,493,910
	Sub Total C:	1,761,450	48,306,112	-	50,067,562
D LIQUIDATED MILLS:					
1	Chatt Textile Mills Ltd.	-	(689,100)	1,829,710	1,140,610
2	Bangladesh Textile Mills Ltd	-	1,083,482	-	1,083,482
3	Chatt Textile Mills Ltd.	-	(1,993,500)	5,638,107	3,644,607
	Sub Total D:	-	(1,599,118)	7,467,817	5,868,699
E SOLD MILLS:					
1	Damat Textile Mills	-	4,330,178	-	4,330,178
2	Naqhal Textile Mills	-	337,300	-	337,300
	Sub Total E:	-	4,667,478	-	4,667,478
	Grand Total(A+B+C+D+E):	1,761,450	30,303,442	76,523,608	108,588,400



SCHEDULE A-6

BANGLADESH TEXTILE MILLS CORPORATION
BTMC BHABAN
7-9, KAWRAN BAZAR, DHAKA.

Schedule of IDA Credit and Natherlands Grant to Project for the year ended 30th June,2018

S/ No	PARTICULARS	AMOUNT
(A)	<u>RUNNING MILLS</u>	
1	Quaderia Textile Mills	603,518.00
	<u>Sub-Total(A):</u>	603,518.00
(B)	<u>SOLD MILLS</u>	
1	Zeenath Textile Mills	25,243,726.00
	<u>Sub-Total(B):</u>	25,243,726.00
(C)	<u>MILLS TRANSFERRED TO WORKERS 7 STAFF</u>	
1	Dhaka Cotton Mills	25,373,163.00
2	Luxminaryan Cotton Mills	16,021,826.00
3	Meghna Textile Mills	145,179,283.00
4	Kerlin Silk Mills	6,086,361.00
5	Monoo Textile Mills	32,473,911.00
6	Olympia Textile Mills	39,276,758.00
	<u>Sub-Total (C):</u>	264,411,302.00
	<u>TOTAL(A+B+C):</u>	290,258,546.00

SCHEDULE-A-7

BANGLADESH TEXTILE MILLS CORPORATION

Schedule of Debenture for the year ended 30th June,2018

S/ No	PARTICULARS	AMOUNT
1	Tangail Cotton Mills Ltd.	2,311,600.00
2	Noakhali Textile Mills Ltd.	1,728,000.00
3	Monoo Textile Mills Ltd.	1,584,400.00
4	Rajshahi Textile Mills Ltd.	2,663,700.00
5	Rangamati Textile Mills	855,200.00
	<u>TOTAL:</u>	9,142,900.00



BAHAI AHERI TEXTILE MILLS CORPORATION
BTMC BHABHA, P. O. RAWHATI BAZAR, DHAKA-1215

SCHEDULE-A-9

Schedule of (Over-due) Long term Loan payable to Govt. (Actually receivable from the Enterprise) for the Year ended 30th June-2018

Sl No	Name of the Mills	ADP Loan	IDA Loan-1205	IDA-1477	ITMC	Chinese Suppl. Credit	GDR Loan	Romanian	France Loan	Chinese State Credit	IDBI Credit	Netherland Loan	Total
		3	4	5	6	7	8	9	10	11	12	13	14(3+13)
1	BTMC RUNNING MILLS												
1	(A) Amin Textile-1	1,672,122	4,249,471	10,700,238	-	-	-	-	-	-	-	-	18,621,831
2	(B) Amin Textile Mills-2	-	-	-	-	141,911,056	-	-	-	-	-	-	141,911,056
3	R.R. Textile Mills-1	16,228,365	318,396	37,262,578	-	-	-	-	-	-	-	-	53,799,339
4	Quedena Textile Mills	3,685,800	-	-	-	-	-	-	-	-	-	-	3,685,800
5	Kurigram Textile Mills	96,856,508	719,167	-	-	-	-	65,644,134	-	-	-	179,192,713	182,878,513
6	Tangail Cotton Mills	11,823,707	4,546,310	48,039,296	-	-	-	-	-	-	-	-	65,509,313
7	Doot Textile Mills	22,028,607	4,419,763	43,833,348	-	-	-	-	-	-	-	-	70,262,748
8	(A) Bengali Textile Mills-1	20,376,674	-	85,156,129	-	-	-	-	-	-	153,397	-	105,686,200
9	(B) Bengali Textile Mills-2	-	4,227,908	-	-	117,166,539	-	-	-	-	-	-	121,394,447
10	Rangamati Textile Mills	22,591,800	733,885	2,511	-	-	-	-	-	-	-	-	23,328,196
11	Syhet Textile Mills	13,623,000	719,167	9,058	-	-	-	-	161,775,163	-	-	-	176,117,330
12	Sundarban Textile Mills	5,167,000	51,973	9,058	-	-	-	-	-	60,598,000	-	-	65,848,031
13	Darwani Textile Mills	-	719,167	-	-	-	-	-	-	-	-	-	719,167
14	Rajshahi Textile Mills	-	415,484	-	38,748,916	-	-	-	-	-	303,471	-	38,467,670
15	Drajpur Textile Mills	6,410,400	-	-	549,849	-	-	-	-	-	34,082,259	-	41,042,508
16	BTMC Head Office	-	27,911,563	2,921,727	-	-	-	-	-	-	-	-	30,833,290
17	Sub-Total(A)	270,594,983	49,032,284	228,914,885	39,296,764	259,077,895	-	65,644,134	161,775,163	60,598,000	34,539,127	179,192,713	1,298,657,648
18	BTMC CLOSED MILLS:												
19	1 Ahmed Bakery Textile	7,759,503	66,703,782	6,543,618	-	-	-	-	-	-	-	-	81,006,913
20	2 Cotton Baling & Storage	8,710,000	-	-	-	-	-	-	-	-	-	-	8,710,000
21	3 Kekil Textile Mills	5,983,580	4,116,107	22,706,310	-	-	-	-	-	-	-	-	32,805,997
22	4 Chittaranjan Cotton Mills	13,645,361	41,965,488	1,735,575	425,281	-	-	-	-	-	5,527,375	-	63,239,081
23	5 National Cotton Mills	12,278,000	303,717	-	-	-	-	-	-	-	-	-	12,581,717
24	6 Nisshahi Textile Mills	6,408,700	415,485	-	-	-	-	107,895,767	-	-	-	-	114,719,952
25	7 Panch Bibi Textile Mills	6,115,000	-	-	-	-	-	-	-	-	-	-	6,115,000
26	8 Bleaching Dying & Fing Plant	112,000	-	-	-	-	-	-	-	-	-	-	112,000
27	9 Megura Textile Mills	52,195,000	719,167	-	-	-	-	112,614,681	-	-	-	-	165,528,848
28	10 Satrang Textile Mills	6,107,037	4,146,107	32,870,646	-	-	-	-	-	-	-	-	43,123,790
29	1 Exportable Garments	116,000	-	-	-	-	-	-	-	-	-	-	116,000
30	2 Khuna Textile Mills	-	415,485	-	-	-	-	-	-	-	-	-	415,485
31	3 R.R. Textile Mills	-	-	-	-	-	-	-	-	-	-	-	-
32	Tangail Cotton Mill	-	-	-	-	27,366,982	-	-	-	-	-	-	27,366,982
33	4 Expansion	-	-	-	-	-	33,195,879	-	-	-	-	-	33,195,879
34	Sub-Total(B)	119,430,181	118,725,348	63,856,149	425,281	27,366,982	33,195,879	220,510,449	-	-	5,527,376	-	589,057,643



Sl. No.	Name of the Mills	ACP Loan	IDA Loan-1206	IDA-14/77	IFMC	Chinese Suppl. Credit	GOR Loan	Romanian	France Loan	Chinese State Credit	IDBI Credit	Netherlands Loan	Total
1	2	3	4	5	6	7	8	9	10	11	12	13	14(3+13)
	SOLD MILLS												
1	Barisal Textile Mills	7,812,800	-	-	-	-	-	4,451,849	-	-	9,152,039	-	21,426,688
2	Madaripur Textile Mills	3,712,500	-	-	-	-	-	56,393,310	-	-	2,988,118	-	63,093,928
3	Sharmin Textile Mills	1,007,000	-	-	-	-	-	-	-	-	-	-	1,007,000
4	Kohinoor Spinning Mills	-	-	-	23,551,270	-	-	-	-	-	4,741,351	-	28,292,630
5	Zeenath Textile Mills	4,583,822	39,769,352	97,197	2,143,284	-	-	-	-	-	-	-	46,593,655
	Sub-Total(B)	17,116,122	39,769,352	97,197	25,694,553	-	-	60,855,159	-	-	16,881,518	-	160,413,901
	DIS-INVESTED MILLS:												
1	Goalande Textile Mills	-	-	-	335,468	-	-	-	-	-	-	-	335,468
2	Habibur Rahman Tex. Mills	-	-	-	288,874	-	-	-	-	-	44,370	-	333,244
3	Dhakeswari Cotton Mills	10,934,774	-	-	-	-	3,611,317	-	-	-	-	-	14,546,090
	Sub-Total(D)	10,934,774	-	-	622,372	-	3,611,317	-	-	-	44,370	-	15,212,833
	MILLS TRANSFERRED TO WORKERS & STAFF												
1	Olympia Textile Mills	3,206,092	158,795	43,706,740	-	-	-	-	-	-	-	-	47,071,627
2	Karim Silk Mills	441,574	-	6,787,449	-	-	-	-	-	-	-	-	7,239,022
3	Dinaka Cotton Mills	2,960,377	27,360,893	978,712	-	-	-	-	-	-	-	-	31,297,982
4	Aj/Monmoo Textile Mills	3,251,603	17,925	38,250,045	-	-	-	-	-	-	-	-	39,519,573
	Sub-Total(E)	30,754,162	2,042,866	160,698,288	-	-	30,870,972	-	-	-	-	-	30,870,972
5	Aj/Meghna Textile Mills	4,611,202	17,863,718	-	8,513,235	-	-	-	-	-	-	-	192,895,296
6	Bj/Meghna Textile Mills-2	-	-	-	-	32,508,908	-	-	-	-	-	-	32,508,908
7	Luxminarayan Clotton Mills	4,611,202	17,863,718	-	8,513,235	-	-	-	-	-	670,318	-	31,688,473
	Sub-Total(F)	46,225,010	47,474,197	247,829,213	8,513,235	32,508,908	30,870,972	-	-	-	670,318	-	413,091,850
	LIQUIDATED MILLS:												
1	Cbsby Textile Mills	8,114,449	4,116,107	15,551,389	-	-	-	-	-	-	-	-	27,781,955
2	Bangladesh Textile Mills	11,548,518	90,392,891	1,288,120	-	-	-	-	-	-	-	-	103,229,529
3	Orient Textile Mills	1,837,600	-	-	-	-	-	-	-	-	-	-	1,837,600
	Sub-Total(G)	21,500,567	94,508,998	16,839,519	-	-	-	-	-	-	-	-	132,849,084
	Total(A+B+C+D+E+F)	434,791,637	349,510,179	557,536,963	74,554,204	318,973,483	67,678,167	347,009,741	161,775,163	60,598,000	57,662,709	179,192,713	2,609,282,960



Schedule of Interest (Over-due) Long term Loan payable to Govt. (Actually receivable from the Enterprise) for the Year ended 30th June 2018

Sl. No.	Name of the Mills	ADP Loan	IDA Loan-1205	IDA-1477	ITMC	Chinese Suppl. Credit	GDR Loan	Romanian	France Loan	Chinese State Credit	EBR Credit	Netherland Loan	Total
		3	4	5	6	7	8	9	10	11	12	13	14(3+13)
BTMC RUNNING MILLS													
1	A) Amin Textile-1	3,432,581	6,278,460	13,752,299	-	-	-	-	-	-	-	-	23,463,340
	B) Amin Textile Mills-2	-	-	-	-	26,531,044	-	-	-	-	-	-	26,531,044
2	R.R. Textile Mills-1	36,128,150	461,794	51,604,118	-	-	-	-	-	-	-	301,624,376	310,203,236
3	Quaderis Textile Mills	8,578,860	-	-	-	-	-	10,632,392	-	-	-	-	179,756,202
4	Kungram Textile Mills	168,060,784	1,043,046	-	-	-	-	-	-	-	-	-	101,671,051
5	Tangal Cotton Mills	24,917,723	6,742,666	70,010,383	-	-	-	-	-	-	-	-	116,010,538
6	Doel Textile Mills	48,792,987	6,549,482	60,666,069	-	-	-	-	-	-	57,839	-	157,171,469
7	A) Bengal Textile Mills-1	41,456,233	-	115,657,397	-	-	-	-	-	-	-	-	29,500,214
	B) Bengal Textile Mills-2	-	6,256,019	-	-	20,244,195	-	-	-	-	-	-	45,102,554
8	Rangamati Textile Mills	44,036,660	1,064,381	1,513	-	-	-	-	-	-	-	-	134,290,668
9	Sylhet Textile Mills	21,524,340	1,043,046	-	-	-	111,723,302	-	-	-	-	-	107,080,106
10	Sundarban Textile Mills	6,610,420	75,420	5,462	-	-	-	-	-	86,388,804	-	-	1,043,046
11	Darwan Textile Mills	-	1,043,046	-	-	-	-	-	-	-	-	-	9,062,775
12	Rajshahi Textile Mills	-	602,597	-	8,377,233	-	-	-	-	-	62,945	-	21,799,569
13	Dinajpur Textile Mills	14,904,160	-	-	106,269	-	-	-	-	-	6,766,140	-	45,262,973
14	BTMC Head Office	-	-	4,246,746	-	-	-	-	-	-	-	-	-
	Sub-Total(A):	420,462,898	72,176,483	315,945,967	8,486,502	48,775,240	-	10,632,392	111,723,302	96,388,804	6,926,923	301,624,376	1,395,142,887
BTMC CLOSED MILLS:													
1	Ahmed Bawary Textile	16,181,242	93,511,414	9,813,319	-	-	-	-	-	-	-	-	119,605,975
2	Cotton Baling & Storage	14,456,600	-	-	-	-	-	-	-	-	-	-	14,456,600
3	Kokil Textile Mills	10,776,286	6,085,033	30,165,156	-	-	-	-	-	-	-	-	47,026,475
4	Chittaranjan Cotton Mills	23,533,036	59,027,734	2,445,983	76,397	-	-	-	-	-	1,300,952	-	86,385,002
5	Zeenath Textile Mills	10,144,610	67,863,765	165,104	440,280	-	-	-	-	-	-	-	76,413,759
6	National Cotton Mills	19,399,240	440,454	-	-	-	-	-	-	-	-	-	19,639,694
7	Noakhali Textile Mills	10,119,000	602,597	-	-	-	-	11,181,172	-	-	-	-	21,902,769
8	Panch Bibi Textile Mills	9,269,700	-	-	-	-	-	-	-	-	-	-	9,269,700
9	Bleaching Dying & Fining	186,000	-	-	-	-	-	-	-	-	-	-	168,000
10	Magura Textile Mills	90,619,300	1,043,046	-	-	-	-	14,866,257	-	-	-	-	106,528,605
11	Satring Textile Mills	12,311,468	6,085,032	47,732,294	-	-	-	-	-	-	-	-	66,126,824
12	Exportable Garments	177,105	-	-	-	-	-	-	-	-	-	-	177,105
13	Khulna Textile Mills	-	602,597	-	-	4,196,795	-	-	-	-	-	-	602,597
14	R.R. Textile Mills-2	-	-	-	-	-	-	-	-	-	-	-	4,196,795
15	Tangal Cotton Mill-2	-	-	-	-	-	3,581,318	-	-	-	-	-	3,581,318
	Sub-Total(B):	217,358,517	235,161,674	90,321,856	516,678	4,196,795	3,581,318	26,147,429	-	-	1,300,952	-	578,685,217



Name of the Mills	APF Loan	IDA Loans (000)	IDA-14/17	IFMO	Outstand Suppl Credit	GOBI Loan	Rummanan	Foreign Loan	Capital State Credit	GOBI Credit	Retained Loan	Total
	3	4	5	6	7	8	9	10	11	12	13	14(3+13)
2												
SOLO MILLS												
Banisal Textile Mills	10,775,645	1,425,081	155,307				62,685			1,822,266		14,341,985
Madaripur Textile Mills	7,925,187	144,684					6,360,958			1,126,684		15,556,813
Snamin Textile Mills	4,544,119	121,112	18,688,003							944,054		23,353,234
Kohinoor Spinning Mills		92,705	844	5,383,803								6,421,567
Kishoregong Textile Mills		209,386										209,386
Sub-Total(a)	23,245,951	1,993,859	18,844,154	5,383,803			6,423,643			3,893,004		59,784,894
DIS-INVESTED MILLS:												
Goalunda Textile Mills				88,147						10,521		88,147
Habibur Rahman Tex Mills				79,351				904,754				86,873
Dhakeswari Cotton Mills	3,853,134							904,754				4,757,888
Sub-Total(b)	3,853,134			164,498						10,521		4,932,908
MILLS TRANSFERRED TO WORKERS & STAFF												
Olympia Textile Mills	5,165,848	306,343	77,355,665									82,830,675
Karim Silk Mills	883,013		9,509,231									10,492,244
Dhaka Cotton Mills	6,786,092	50,155,087	1,940,976									58,882,155
AjMennoo Textile Mills	5,465,980	34,908	54,311,881									66,812,769
BJMorro Expension								3,330,589				3,330,589
AjMeghna Textile Mills-1	65,387,076	4,104,458	284,845,788									354,317,322
BJMeghna Textile Mills-2	8,456,609	32,962,788								212,372		5,492,615
Luxmarrayan Cotton Mills	92,234,418	87,566,994	437,963,561	1,840,631	5,492,615	3,330,589				212,372		43,472,410
Sub-Total(c)	181,528,523	175,162,519	763,065,285	1,840,631	5,492,615	3,330,589				212,372		628,640,780
LIQUIDATED MILLS:												
Orient Textile Mills	4,272,420											4,272,420
Cbaitry Textile Mills	18,027,265	6,021,870	19,628,738									43,677,671
Bangladesh Textile Mills	15,702,567	109,146,260	1,648,520									126,497,447
Sub-Total(d)	38,002,252	115,167,930	21,277,356									174,447,538
Total(A+B+C+D+E+F)	796,157,170	512,666,640	894,352,894	16,392,282	58,464,649	7,816,650	43,303,403	111,723,302	58,398,804	12,343,772	301,624,376	2,841,534,024



BAHGLADESH TEXTILE MILLS CORPORATION
BTMC BHADAN, 7, 9, KAWRAN BAZAR, DHAKA-1215

Schedule-A-9

Schedule of (Over-due) Long term Loan payable to Govt. (Actually receivable from the Enterprise) for the Year ended 30th June-2018

Name of the Mills	ADP Loan	Chinese Suppliers	ITMC LOAN	ROMANIAN	GDR LOAN	HUNGARIAN	FRANCH LOAN	CHINESE STATE CREDIT	IDBI CREDIT	TOTAL
	3	4	5	6	7	8	9	10	11	12(3+11)
2										
Rajshahi Textile Mills	-	0.00	16193322.17	0.00	0.00	0.00	0.00	0.00	524805.66	16718127.83
Kohinoor Spinning Mills	-	0.00	9756866.64	0.00	0.00	0.00	0.00	0.00	3440250.82	13196917.46
Luminarayan cotton	-	0.00	(205203.01)	0.00	0.00	0.00	0.00	0.00	1518944.25	1313741.24
Zeenat Textile Mills	-	0.00	117355.96	0.00	0.00	0.00	0.00	0.00	0.00	117355.96
Drajpur Textile mills	-	0.00	12893.45	0.00	0.00	0.00	0.00	0.00	24728521.74	24742415.19
Citharanjan Cotton Mills	-	0.00	(56892.48)	0.00	0.00	0.00	0.00	0.00	5581760.52	5534868.04
Goalundo Textile Mills	-	0.00	127330.79	0.00	0.00	0.00	0.00	0.00	0.00	127330.79
Habibur Rahman Textile Mills	-	0.00	110339.76	0.00	0.00	0.00	0.00	0.00	34777.34	145117.10
Amin Textile Mills-2	-	22526928.78	0.00	0.00	0.00	0.00	0.00	0.00	0.00	22526928.78
Bengal Textile Mills -2	-	40452966.51	0.00	0.00	0.00	0.00	0.00	0.00	0.00	40452966.51
Megna Textile Mills	-	10881887.89	0.00	0.00	0.00	0.00	0.00	0.00	0.00	10881887.89
R.R Textile Mills-2	-	2885707.66	0.00	0.00	0.00	0.00	0.00	0.00	0.00	2885707.66
Expotable Garments	9,000.00	0.00	0.00	0.00	0.00	0.00	0.00	0.00	0.00	9000.00
Noakhali Textile Mills	21,000.00	0.00	0.00	61503388.02	0.00	0.00	0.00	0.00	0.00	61524368.02
Bansal Textile Mills	2,494,000.00	0.00	0.00	31851081.84	0.00	0.00	0.00	0.00	6570449.54	40915531.38
Jail Textile Mills	238,000.00	0.00	0.00	0.00	0.00	0.00	0.00	0.00	0.00	238000.00
Jess Blanket	236,000.00	0.00	0.00	0.00	0.00	0.00	0.00	0.00	0.00	236000.00
Madanipur Textile Mills	-	0.00	0.00	46727452.77	0.00	0.00	0.00	0.00	12801191.05	59529643.82
Magura Textile Mills	-	0.00	0.00	70392546.82	0.00	0.00	0.00	0.00	0.00	70392546.82
Kurigram Textile Mills	-	0.00	0.00	(26728692.02)	0.00	0.00	0.00	0.00	0.00	(26728692.02)
Monoco Textile Mills	-	0.00	0.00	0.00	(10016212.16)	2873740.46	0.00	0.00	0.00	(7142471.70)
Tangail Cotton Mills	-	0.00	0.00	0.00	3602296.34	4928655.40	0.00	0.00	0.00	8530951.74
Dakieswary Cotton Mills	-	0.00	0.00	0.00	7323457.31	0.00	0.00	0.00	0.00	7323457.31
Sylhet Textile Mills	-	0.00	0.00	0.00	0.00	0.00	(38192500.00)	0.00	0.00	(38192500.00)
Sundarban Textile Mills	-	0.00	0.00	0.00	0.00	0.00	0.00	(112000000.00)	0.00	(112000000.00)
Sub-Total(B):	2,998,000.00	76747490.84	25055813.28	183745757.23	908541.49	7802395.86	(38192500.00)	(112000000.00)	55211700.92	203278198.62



BABU AGRESTI TEXTILE MILLS CORPORATION
BTMC BHADAN, 7, KAWIHAN BAZAR, DHAKA-1215

SCHEDULE-A-9(a)

Schedule of Interest on Long term Loan receivable from the Enterprise for the Year ended 30th June-2018

Sl. No.	Name of the Mills	ADP Loan	IDA Loan-1205	IDA-1477	ITMC	Chinese Suppl. Credit	GDR Loan	Romanian	France Loan	Chinese State Credit	IDBI Credit	Netherland Loan	Total
		3	4	5	6	7	8	9	10	11	12	13	14(3+13)
1	Olympia Textile	3,212,007	57,620	8,289,110	-	-	-	-	-	-	-	-	11,558,827
2	Ahmed Bawany Textile	5,299,478	17,634,680	-	-	-	-	-	-	-	-	-	22,934,158
3	Arin Textile Mills	231,563	837,868	1,000,250	-	-	-	-	-	-	-	-	2,069,681
4	R.R. Textile Mills	1,059,704	58,999	3,584,110	-	-	-	-	-	-	-	-	4,702,813
5	Monroo Textile Mills	12,244,828	6,704	14,889,670	-	-	-	-	-	-	-	-	26,941,202
6	Kohinoor Sping Mills	6,672,107	58,999	69	496,237	-	-	-	-	-	2,428,371	-	9,655,783
7	Quaderia Textile Mills	288,288	-	-	-	-	-	-	-	-	-	-	288,288
8	Kishoregong Textile	12,252,269	133,215	-	-	-	-	-	-	-	-	-	12,385,484
9	Kanlin Sik Mills	285,875	-	4,614,110	-	-	-	-	-	-	-	-	4,899,985
10	Kungram Textile Mills	40,568,935	133,215	-	-	-	-	-	-	-	-	-	40,702,150
11	Kokil Textile Mills	1,190,578	815,065	2,228,000	-	-	-	-	-	-	-	-	4,233,643
12	BTMC H.O.	1,950,983	4,338,670	70,688	-	-	-	-	-	-	-	-	6,560,351
13	Khurra Textile Mills	28,638	76,824	-	-	-	-	-	-	-	-	-	105,463
14	Chittaranjan Cotton Mills	11,019,677	11,208,941	-	-	-	-	-	-	-	210,220	-	22,438,838
15	Gosulondo Textile Mills	-	-	-	246,424	-	-	-	-	-	-	-	246,424
16	Chisty Textile Mills	1,107,046	814,744	1,549,000	-	-	-	-	-	-	-	-	3,470,790
17	TIDC	9,716,778	-	-	-	-	-	-	-	-	-	-	9,716,778
18	Zeenath Textile Mills	7,028,602	19,807,651	-	-	-	-	-	-	-	-	-	26,836,253
19	Zofine Fabrics	2,304,477	-	-	-	-	-	-	-	-	-	-	2,304,477
20	Tangail Cotton Mills	9,332,077	769,903	2,941,674	-	-	-	-	-	-	-	-	13,043,654
21	Dhaka Cotton Mills	5,092,805	16,438,229	-	-	-	-	-	-	-	-	-	21,531,035
22	Danwari Textile Mills	9,641,269	(927,550)	-	-	-	-	-	-	-	-	-	8,713,719
23	Drajjpur Textile Mills	9,456,408	-	-	-	-	-	-	-	-	10,710,518	-	20,166,926
24	Doot Textile Mills	1,615,141	647,228	4,668,000	-	-	-	-	-	-	-	-	7,130,369
25	National Cotton	21,911,269	56,390	-	-	-	-	6,640,519	-	-	5,030,603	-	21,967,659
26	Noakhali Textile Mills	24,229,756	76,624	-	-	-	-	19,683,351	-	-	-	-	43,989,931
27	Pyon Industries	9,129	-	-	-	-	-	-	-	-	-	-	9,129
28	Barisal Textile Mills	33,947,325	647,258	-	-	-	-	6,640,519	-	-	-	-	46,465,785
29	Bangladesh Textile	11,066,614	26,594,923	3,000	-	-	-	-	-	-	-	-	37,663,437
30	Bengal Textile Mills	3,697,350	826,764	5,529,000	-	-	-	-	-	-	-	-	13,053,114
31	Madanpur Textile	25,447,569	90,518	-	-	-	-	11,493,661	-	-	9,841,705	-	46,973,854
	Sub :	271,937,547	101,203,682	52,166,681	742,660	-	-	37,817,731	-	-	28,321,459	-	492,189,800



Handwritten signature/initials

	Name of the Mills	ADP Loan	IDA Loan-1205	IDA-1477	ITMC	Chinese Suppl. Credit	GDR Loan	Romanian	France Loan	Chinese State Credit	IBI Credit	Netherlands Loan	Total
		3	4	5	6	7	8	9	10	11	12	13	14(3+13)
32	Magura Textile Mills	43,634,934	133,215	-	-	-	-	1,804,448	-	-	-	-	45,572,597
33	Meghna Textile Mills	4,898,202	827,480	35,357,000	-	-	-	-	-	-	-	-	41,082,682
34	Rangamati Textile Mills	17,654,474	135,823	69	-	-	-	-	-	-	-	-	17,800,366
35	Rajshahi Textile Mills	12,150,340	76,824	-	-	-	-	-	-	-	-	-	12,226,164
36	Luxmariyan Cotton Mills	7,048,902	10,312,379	-	-	-	-	-	-	-	48,633	-	17,406,914
37	Shamin Textile	1,176,031	70,085	7,850,000	-	-	-	-	-	-	-	-	9,096,116
38	Satrang Textile Mills	1,398,846	815,220	2,365,000	-	-	-	-	-	-	-	-	4,579,066
39	Habibur Rahman	14,113,819	-	-	225,600	-	-	-	-	-	49,653	-	14,389,071
40	Sylhet Textile	21,433,023	133,215	-	-	-	-	-	-	-	-	-	21,566,238
41	Sundarban Textile	12,174,628	9,312	250	-	-	-	-	-	-	-	-	12,184,190
42	Jell Textile Mills	5,177,514	-	-	-	-	-	-	-	-	-	-	5,177,514
43	BDC Debt Service	835,450	-	-	-	-	-	-	-	-	-	-	835,450
44	Panchoboli Tex	4,910,817	-	-	-	-	-	-	-	-	-	-	4,910,817
45	Bleaching Dye Finish.	201,045	-	-	-	-	-	-	-	-	-	-	201,045
46	Exportable Garmt.	108,972	-	-	-	-	-	-	-	-	-	-	108,972
47	Cotton Ginning	5,472,701	-	-	-	-	-	-	-	-	-	-	5,472,701
48	Jess Blacket	2,598,101	-	-	-	-	-	-	-	-	-	-	2,598,101
49	Dhakeswar Cotton.	2,273,092	-	-	-	-	2,948,380	-	-	-	-	-	5,221,472
50	Adarsha Cotton	8,744,913	-	-	-	-	-	-	-	-	-	-	8,744,913
51	The Mohini Mills.	5,826,934	-	-	-	-	-	-	-	-	-	-	5,826,934
52	Bengal Tex-2	-	-	-	-	8,400,360	-	-	-	-	-	-	8,400,360
53	Meghna Tex-2	-	-	-	-	308,684	-	-	-	-	-	-	308,684
	Sub :	173,849,738	12,513,553	45,572,319	225,600	8,709,044	2,948,380	1,804,448	-	-	98,286	-	245,721,368
	Total :	445,787,285	113,717,235	97,739,000	968,260	8,709,044	2,948,380	39,622,179	-	-	28,419,785	-	737,811,168



SCHEDULE-A-10

**BANGLADESH TEXTILE MILLS CORPORATION
BTMC BHABAN
7-9, KAWRAN BAZAR, DHAKA-1215**

SCHEDULE OF INTEREST ON DEBENTURE FOR THE YEAR ENDED 30TH JUNE-2018

Sl. No.	NAME OF THE MILLS	AMOUNT
1	Kohinoor Spg. Mills Ltd.	23,731,848.00
2	Kishoregonj Textile Mills Ltd.	21,966,417.00
3	Tangail Cotton Mills Ltd.	6,311,483.00
4	Noakhali textile Mills.	3,879,868.00
5	Barisal Textile Mills Ltd.	11,566,901.00
6	Rangamati Textile Mills Ltd.	10,725,821.00
7	Rajshahi Textile Mills Ltd.	9,264,342.00
	TOTAL :	87,446,680.00

SCHEDULE-A-11

**Schedule of Current Account with BTMC Mills, Sold Mills, Closed Mills, Lay-off Mills
and Transferred Mills (Debit balance) for the year ended 30th June,2018**

Sl No	PARTICULARS	AMOUNT
A.	RUNNING MILLS	
1	(a) Amin Textile Mills-1	85,766,635.36
	(b) Amin Textile Mills-2	60,855,366.27
2	R.R Textile Mills-1	99,901,296.43
3	Quaderia Textile Mills Ltd	38,899,304.00
4	Kurigram Textile Mills Ltd.	89,380,592.22
5	Darwani Textile Mills Ltd	71,511,018.00
6	Dinajpur Textile Mills Ltd	68,798,520.00
7	Dost Textile Mills Ltd	61,529,813.03
8	(a) Bengal Textile Mills No-1	87,260,031.00
	(b) Bengal Textile Mills No-2	100,319,821.00
9	Rangamati Textile Mills Ltd	213,627,264.26
10	Sunderban Textile Mills Ltd	161,714,584.00
11	Niikamal Unit	15,014,219.00
12	Tangail Cotton Mills Ltd.	74,674,719.32
13	Rajshahi Textile Mills Ltd	93,323,077.00
	Sub-Total(A) :	1,322,576,260.89
B	CLOSED/LAY-OFF MILLS	
1	R.R Textile Mills Ltd-2	14,300,765.04
2	Panch Bibi Textile Mills	1,893,808.02
3	Magura Textile Mills	113,886,319.15
4	Sylhet Textile Mills.	43,749,465.00
	Sub-Total(B) :	173,830,357.21

C TRANSFERRED TO WORKERS AND STAFF;		
1	Karim Silk Mills	34,103,705.57
2	Fine Cotton Mills.	11,580,194.75
3	Weghna Textile Mills-1	10,237,977.35
4	Weghna Textile Mills-2	27,272,337.85
5	Weghna Dyeing & Finishing.	1,496,968.19
	Sub-Total(C)	84,791,183.71
D SOLD MILLS :		
1	Engineering Industries	3,201,755.08
2	Kalinoor Spg. Mills.	73,344,519.92
3	Kishoreganj Textile Mills	162,899,968.53
4	Bansal Textile Mills	58,767,830.00
5	Wadaripur Textile Mills	92,237,056.00
6	Noakhali Textile Mills	112,927,112.00
7	Royal Textile Mills.	1,883,775.00
	Sub-Total(D)	505,262,016.53
E 1. TIDC		2,066,876.79
	Vertical Extension	5,855.73
	Liquidation sell	8,658.00
	2. Liaison Office	7,602.00
	Sub-Total(E):	2,088,992.52
	Total(A+B+C+D+E))	2,088,548,810.86

SCHEDULE-A-12

**BANGLADESH TEXTILE MILLS CORPORATION
BTMC BHABAN
7-9, KAWRAN BAZAR, DHAKA.**

**Schedule of current account with Disinvested Mills
(Debit Balance) for the year ended 30th June-2018**

Sl. No.	PARTICULARS	AMOUNT
1	Rihaj textile mills ltd.	700,747.39
2	Ashraf Textile Mills Ltd.	16,846.00
3	Eagle Star Textile Mills Ltd.	411,948,905.92
4	Asiatic Cotton Mills Ltd.	10,997,058.53
5	Cotton Textile Craft Ltd.	42,072.00
6	Quasem Cotton Mills Ltd.	24,720,006.69
7	Gawsia Textile Mills Ltd.	124,119,598.31
8	Gualundo Textile Mills Ltd.	79,583,140.68
9	Jail Textile Mills Ltd.	79,055,428.32
10	Muslin Cotton Mills Ltd.	281,775,814.88
11	Rupali Textile Mills Ltd.	1,292.62
12	Halima Textile Mills Ltd.	40,136,345.87
13	Habibur Rahman V	232,834,829.28
14	Rahman Textile Mills Ltd.	450.00
15	Ahmed Silk Mills Ltd.	3,190,695.49
16	Alauddin Twa Textile Mills Ltd.	1,376.75
17	Jari Textile Mills Ltd.	1,839.53
18	Metex Cotton Mills.	2,243,538.60
19	Bogra Cotton & spg. Mills	285,571.69
20	Adarsha Cotton Mills Ltd.	3,813,009.31
21	Dhakeswari Cotton Mills-2	2,292,926.74
	Total	1,297,761,494.60



SCHEDULE-A-13

BANGLADESH TEXTILE MILLS CORPORATION
BTMC BHABAN
7-9, KAWRAN BAZAR, DHAKA.

Schedule of Raw Cotton Import Account or the year ended 30th June-2018

Sl No	PARTICULARS	AMOUNT
A.	BTMC RUNNING MILLS :	
1	(a) Bengal Textile Mills-1	69,023,613.00
	(b) Bengal Textile Mills-2	85,454,861.00
2	Darwani Textile Mills	3,357,988.00
3	Rangamati Textile Mills	1,007,805.00
4	Sundarban Textile Mills-2(Nil Kamol)	82,410,188.00
5	Valika Wollen Mills,	124,860,585.00
	Sub-Total(A) :	366,115,040.00
B.	BTMC CLOSED/LAY-OFF MILLS :	
1	Ahmed Bawani Textile Mills	562,269,999.00
2	Chittaranjan Cotton Mills	224,991,553.00
3	Rajshahi Textile Mills.	100,645,360.00
4	Satrang Textile Mills	225,942,759.00
5	Kokil Textile Mills	496,723,673.00
6	Magura Textile Mills	317,340,458.00
7	Tangail Cotton Mills No-2	338,338,982.00
8	Khulna Textile Mills	403,404,897.00
9	Sylhet Textile Mills	37,162,188.00
10	Amin Textiles No-1	47,526,312.00
11	R.R Textile Mills	10,740,197.00
12	National Cotton Mills	1,101,448,726.00
13	Kurigram Textile Mills	39,374,809.00
14	Quaderia Textile Mills	97,413,511.00
	Sub-Total(B) :	4,003,323,424.00
C.	BTMC SOLD/DISINVESTED MILLS :	
1	Barisal Textile Mills.	1,804,307,843.00
2	Engineering Industries Ltd.	27,566,648.00
3	Kohinoor Spg. Mills.	714,288,816.00
4	Kishoregonj Textile Mills.	1,042,057,350.00
5	Madaripur Textile Mills	918,180,126.00
6	Sharmin Textile Mills	2,065,775,978.00
7	Zofine Fabrics Ltd.	47,387,978.00
8	Zeenat Textile Mills	1,999,741,543.00
9	Noakhali Textile Mills	259,979,420.00
	Sub-Total(C)	8,879,285,702.00
D.	DUES WITH DISINVESTED MILLS :	
1	Ahmed Silk Mills.	853,600.00
2	Matex Cotton Mills.	1,211,390.00
3	Royal Textile Mills	356,133.00
4	Eastern Textile Mills.	1,166,617.00
5	Eagle Star Textile Mills	97,897,772.00
	Sub-Total(D)	101,485,512.00
E.	SCHEDULE OF MILLS TRANSFERRED TO WORKERS & STAFF :	
1	Lukminarayan Cotton Mills.	477,934,710.00
	(a) Monnoo Textile Mills-1.	468,000,102.00
	(b) Monnoo Textile Mills-2	285,306,133.00
3	Fine Cotton Mills.	162,278,602.00
4	Meghna Textile Mills No-1	1,195,530,758.00
5	Olympia Textile Mills.	1,475,818,683.00
6	Dhaka Cotton Mills.	1,009,578,885.00
7	Karilin Silk Mills.	75,982,624.00
8	Pylon Industries Ltd.	1,167,608,615.00
	Sub-Total	9,212,222,112.00

F		LEQUIDATED MILLS
1	Orient Textile Mills	93,229,562.00
2	Chisty Textile Mills.	63,725,729.71
3	Bangladesh Textile Mills.	297,281,557.76
	Sub-Total	454,236,849.47
	Total(A+B+C+D+E+F)	20,122,485,639.47

**BANGLADESH TEXTILE MILLS CORPORATION
BTMC BHABAN
7-9, KAWRAN BAZAR, DHAKA.**

SCHEDULE-A-14

Schedule of Sundry Debtors for the year ended 30th June-2018

S. No	PARTICULARS	AMOUNT
1	Debtors with TIDC	1,193,492.00
2	Debtors with Shipping Office, Ctg.	16,348,052.00
3	Moonoo Textile Mills A/c No-32	600,000.00
4	Loan on account of Import	12,956,557.00
5	BUMC	24,898.00
6	Kamaphuli Paper Mills	500.00
7	Cotton Development Board	2.00
8	Bangladesh Hand Loam Board	5,313.00
9	Ministry of Textile	362,458.00
10	Textile Display (1992-1993)	(510,392.00)
11	Implementation Cell, Textile Ministry	57,934.00
12	Loan of Liquiditor	71,388,559.00
13	M/s Pracharani Ltd.	20,000.00
14	Bank Loan against Handed over Mills	590,204,154.00
15	S & D Centre, Chittagong	138,461.00
16	Textile Emporium	1,200.00
17	Bastra Barta.	67,115.00
18	Amin Textiles	37,090.00
19	Royal Textile Mills	(14,061.00)
20	Btmc Bhaban rent debtors	5,993,459.00
	Total	698,874,791.00

SCHEDULE-A-15

Schedule of Stock and Stors for the year ended 30th June-2018

S. No	PARTICULARS	AMOUNT
1	Printing & Stationary	380,156.00
2	Electrical Goods	22,000.00
3	TIDC	23,090.00
	Total	425,246.00



BANGLADESH TEXTILE MILLS CORPORATION
BTMC BHABAN
7-9, KAWRAN BAZAR, DHAKA.

SCHEDULE-A-16

Schedule of advance & prepayments for the year ended 30th June-2018

S/No	PARTICULARS	AMOUNT
1	Advance against Salary	4,308,761.22
2	Advance against TA/DA	483,436.26
3	Advance against purchase	1,859,616.40
4	Advance against Motor Cycle	118,484.42
5	Advance against Land purchase	129,428.00
6	Advance against purchase of Land	582,801.06
7	Advance to Contractor	28,622.00
8	Advance Income Tax (Finance)	8,253,777.75
9	Advance Insurance Premium	1,463,819.74
10	Advance (TDS) deduction on Bank interest	6,412,684.36
11	Advance House Rent Ceiling	33,196.16
12	House Rent advance	75,621.20
13	BTMC Shipping Office.	11,861,527.10
14	TIDC	415,564.72
15	Total	36,027,340.39

SCHEDULE-A-17

Schedule of Deposit for the year ended 30th June-2018

S/No	PARTICULARS	AMOUNT
1	L C Margin	903,536.00
2	Deposit against Telephone	66,240.00
3	Deposit against Electric Installation	82,350.00
4	Deposit against Electricity for Sub-Station	2,608,000.00
5	Custom Deposit	1,859,387.00
6	Other Taxes Deposit	5,664,884.00
7	Titas Gass Deposits	11,550.00
8	Deposit against supply of Fuel	100,000.00
9	Sundry Deposited(TIDC)	44,934.00
	Total	11,340,881.00



SCHEDULE-A-18

BANGLADESH TEXTILE MILLS CORPORATION
BTMC BHABAN
7-9, KAWRAN BAZAR, DHAKA.

Schedule of Bank Balance as on 30/06/2018.

SL NO	BANK NAME	AMOUNT
(B)		
1	Sonali Bank, Kawran Bazar Br. STD-43/6000303	53,041.59
2	Sonali Bank, Kawran Bazar Br. STD-36000336	75,218.79
3	Janata Bank, BIDC Br. STD-117	6,360.82
4	Agrani Bnk, Wasa Br. STD-790	339,947.97
5	Rupali Bank, L.O.Br., STD-24	12,576.99
6	E B L, L.O.Br. STD-11	21,154.02
7	Sonali Bank, Kawran Bazar Br., STD-44/36000311	128,534.76
8	Sonali Bank, Kawran Bazar Br CURRENT A/C.-33001519	1,058,289.22
9	Sonali Bank, Kawran Bazar Br. STD-36000014	763,136.97
10	Sonali Bank, L.O.Br. STD-335	204,692.92
11	The C ity Bank, Kawran Bazar Br. STD-44450001	631,083.88
12	Agrani Bank, Wasa Br. STD-868	200,943.90
13	Uttara Bank, L.O.Br. STD-209	29,145.59
14	Sonali Bank, Kawran Bazar Br. STD-41/36000286	916,424,851.67
15	Rupali Bank, TCB Br. STD-25	74,452.41
16	Rupali Bank, TC B, Br. STD-27	400,324.86
17	Rupali Bank, TCB Br. STD-31	514,459.75
18	Rupali Bank, TCB Br. STD-33	372,306.95
19	Agrani Bank, Wasa Br. STD-880	369,477.86
20	Sonali Bank, Kawran Br. STD-49/36000369	939,053.37
21	Sonali Bank, Kawran Bazar, Br. STD-50/36000377	2,491,295.49
22	Sonali Bank, Gulshan Br. STD-122	76,927.76
23	UCBL, Karwan Bazar Br. STD-135	1,620,497.19
24	UCBL, Karwan Bazar Br. STD 146	124,280.78
25	UCBL, Karwan Bazar Br.-SND-204	289,808.78
26	Janata Bank, Wasa Br. STD-144	268,957.22
27	Rupali Bank, TCB Br. CA-751	4,679.25
28	Rupali Bank, TCB Br. STD-26	529,268.24
29	FDR	727,777,000.00
	Total :	1,655,801,769.00



SUMMARY

A	BTMC HEAD OFFICE	
	FDR	727,777,000.00
i)	STD Account	926,961,800.53
ii)	Current Account	1,062,968.47
iii)	SND	-
	Sub Total(A) :	1,655,801,769.00
C	BTMC FINANCE DEPTT.	
i)	STD Account	9,545.00
ii)	Current Account	808,250.00
iii)	FDR	11,500,000.00
	Sub Total(B) :	12,317,795.00
D	LIASON OFFICE	
i)	STD Account	1,705,799.00
ii)	Current Account	55,418.00
iii)	FDR	13,651,813.00
	Sub Total(C) :	15,413,030.00
E	TIDC	
i)	STD Account	1,229,449.00
ii)	Current Account	-
	Sub Total(D) :	1,229,449.00
	Total(A+B+C+D) :	1,684,762,043.00

SCHEDULE-A-19

Schedule of Cash Balance for the year ended 30th June-2018

Sl No	PARTICULARS	AMOUNT
1	BTMC Head Office	1,163.13
2	BTMC Common Service Brance	7,187.00
3	BTMC Liason office	4,317.00
4	TIDC	14,163.00
5	Pratirakha Sanchoy Patra	25,000.00
	Total	51,830.13



BANGLADESH TEXTILE MILLS CORPORATION
"BTMC BHABAN"
7-9, KAWRAN BAZAR, DHAKA-1215.

L-1(A)(B)(C)(D)

Share Capital, Equity, Reserve, Fund and Donation as at 30th June -2018

Sr.	Particulars	Sch. No.	30.06.2018
(A)	SHARE CAPITAL & EQUITY:		
	Authorized Capital		10,000,000.00
	Subscribed and Paidup Capital		500,000.00
	Government Equity		2,952,972,033.00
	Sub-Total:		2,953,472,033.00
(B)	RESERVE AND SURPLUS:		
	Capital Reserve		994,100.00
	General Reserve		40,833,848.00
	Sub-Total:		41,827,948.00
(C)	FUND		
	Fixed Asset Fund		50,567,985.00
	Sub-Total:		50,567,985.00
(D)	GRANT/DONATION		
	Grant for TIDC		18,168,000.00
	Donation from Beximco for TIDC		98,750.00
	Grant for Up-Gradation skill workers		1,575,300.00
	Grant for Golden Handshake		600,000,000.00
	Grant for Golden Handshake Lay-Off Mills		697,000,000.00
	Rehabilitation Fund		4,940,000.00
	Donation from BTMC		500,000.00
	Sub-Total		1,322,282,050.00
	Grand -Total		4,368,150,016.00

SCHEDULE-L-1(E)

Schedule of Govt. short term loan against salary & wages for the year ended 30th June-2018

Sr No.	PARTICULARS	30.06.2018
A.	Loan against Golden Handshake (without Interest)	4,012,529,000.00
	Sub-Total (A) :	4,012,529,000.00
B.	Loan against Golden Handshake (with Interest)	
	Loan against salary wages & Bonus	2,671,331,000.00
	Loan against payment of death & Retirement	95,028,000.00
	Loan against Provident Fund	88,600,000.00
	Loan against Wages commission	198,483,000.00
	Loan against arrear bills of Lay off Mills,	22,387,000.00
	Loan against payment of outstanding bills(Ministry of Ind.)	244,728.00
	Loan against Electric and Gas bill	213,812,000.00
	Loan against Barbed wire & fence	2,108,000.00
	Loan against Municipal Tax	505,000.00
	Loan against Repayment of Bank loan	22,730,014.00
	Loan from Privatisation Commission	96,813,488.00
	Received from Liquidation Cell	29,000,000.00
	Sub-Total (B) :	3,441,042,230.00
	Total (A+B) :	7,453,571,230.00
C.	Provision for Interest against Govt. Loan	9,227,434,718.00
D.	Govt. Treasury Bond	1,053,300,000.00
E.	Provision for Interest on Treasury Bond	448,722,963.00
	Total (A+B+C+D+E) :	18,183,028,311.00



BANGLADESH TEXTILE MILLS CORPORATION
BTMC BHABAN
7-9, KAWRAN BAZAR, DHAKA.

Schedule of ADP loan for the year ended 30th June-2018

SCHEDULE-L-2

S/No	PARTICULARS	AMOUNT
1	Government Development Fund	(1,701,387.00)
2	Government Development (BMRE)	72,600,943.00
	Total :	70,899,556.00

Schedule of IDA loan for the year ended 30th June-2018

SCHEDULE-L-3

S/No	PARTICULARS	AMOUNT
1	IDACredit-1205 BD	67,690,095.00
2	IDA Credit-1477 BD	222,568,501.00
	Total :	290,258,596.00

SCHEDULE-L-4

Schedule of Debenture for the year ended 30th June,2018

S/No	PARTICULARS	AMOUNT
1	Sonali Bank	5,147,900.00
2	Agrani Bank	1,550,000.00
3	Rupali Bank	2,445,000.00
	Total :	9,142,900.00

SCHEDULE-L-4(a)

Schedule of interest on Debenture for the year ended 30th June,2018

S/No	PARTICULARS	AMOUNT
	Interest on debenture	87,446,680.00

SCHEDULE-L-5

Schedule of IDA credit for BTMC for the year ended 30th June-2018

S/No	PARTICULARS	AMOUNT
1	IDA-Credit-1205-BD	18,409,000.00
2	IDA- Credit-1477-BD	1,925,000.00
	Total :	20,334,000.00

SCHEDULE-L-5(a)

Schedule of IDA credit for BTMC for the year ended 30th June-2018

S/No	PARTICULARS	AMOUNT
1	Overdue Loan	5,557,133,438.00
	Total :	5,557,133,438.00

SCHEDULE-L-5(b)

Schedule of the Natherland Grant for the year ended on 30/06/2018

S/No	PARTICULARS	AMOUNT
1	Natherland Grant	604,000.00
	Total :	604,000.00



BANGLADESH TEXTILE MILLS CORPORATION
BTMC BHABAN
7-9, KAWRAN BAZAR, DHAKA,

SCHEDULE-L-6

Schedule of current account with BTMC Mills, Sold Mills, Closed Mills, Lay-off Mills and Transferred Mills (Credit Balance) for the year ended 30th June-2018

SI No	PARTICULARS	AMOUNT
A. RUNNING MILLS		
1	Valika Wollen Mills,	18,280,732.00
Sub-Total(A) :		18,280,732.00
B CLOSED MILLS		
1	Ahmed Bawani Textile Mills	7,655,263.00
2	Khulna Textile Mills	11,342,765.66
3	Chittaranjan Cotton Mills	298,613,371.00
4	National Cotton Mills	204,305,613.00
5	Satrang Textile Mills	45,688,947.00
Sub-Total(B) :		567,605,959.66
C TRANSFERRED TO WORKERS AND STAFF;		
1	Olympia Textile Mills	37,385,474.89
2	Dhaka Cotton Mills	80,204,737.00
3	Pylon Industries Ltd	29,456,353.00
4	Monno Textile Mills	32,823,545.81
5	Luxminarayan Cotton Mills	39,675,774.83
Sub-Total(C)		219,545,885.53
D SOLD MILLS :		
1	Zeenat Textile Mills	196,707,914.48
2	Zofine Fabrics Ltd	3,835,827.94
3	Sharmin Textile Mills	14,592,135.00
4	Kokil Textile Mills	26,531,912.00
Sub-Total(D)		241,667,789.42
E OTHER MILLS:		
1	Cotton Zinning Bailing & Storage	9,396,800.00
2	Bleaching Dying and Finishing Plant	147,090.00
3	Exportable Germents	15,946.80
Sub-Total		9,559,836.80
F LEQUIDATED MILLS		
1	Orient Textile Mills	17,067,475.00
2	Bangladesh Textile Mills.	110,208,375.90
3	Chisty Textile Mills.	240,889.00
Sub-Total		127,516,739.90
Total(A+B+C+D+E+F)		1,184,176,943.31



BANGLADESH TEXTILE MILLS CORPORATION
BTMC BHABAN
7-9, KAWRAN BAZAR, DHAKA.

SCHEDULE-L-7

Schedule of current account with Disinvested Mills
(Credit Balance) for the year ended 30th June-2018

SI No	PARTICULARS	AMOUNT
1	Afsar Cotton Mills Ltd.	507,519.00
2	Ibrahim Cotton Mills Ltd.	411,329.24
3	Kushtia Textile Mills Ltd.	465,279.78
4	Calico Cotton Mills Ltd.	121,146.73
5	Chand Textile Mills	523,629.00
6	Chittagong Textile Mills Ltd.	2,187,505.49
7	Jaba Textile Mills	256,288.11
8	Mainamati Textile Mills Ltd.	592,248.93
9	Mowla Textile Mills Ltd.	526,004.92
10	Raj Textile Mills Ltd.	816,957.37
11	Sirajgonj Textile Mills Ltd.	20,450.82
12	Abbasi Thread Mills Ltd.	340,077.52
13	Jess Blanket Manufacturing Co. Ltd.	550,090.48
14	Dhaka Dying and Manufacturing Co.Ltd.	758,536.66
15	Eastern Cotton Mills Ltd.	1,427,618.06
16	Dhakeswari Cotton Mills Ltd.-1	38,356,495.27
17	Mohini Mills Ltd.	31,942,133.00
18	Liaquadation Sel	6,905.00
	Total	79,810,215.38



BANGLADESH TEXTILE MILLS CORPORATION
BTMC BHABAN
7-9, KAWRAN BAZAR, DHAKA.

SCHEDULE-L-8

Schedule of Provision for Outstanding Liabilities for the year ended 30th June,2018

SI No	PARTICULARS	AMOUNT
1	Provision for outstanding Interest	1,341,278,203.00
2	Provision for Interest on Sundry Debtors	6,191,256.00
3	Interest Payable	4,757,214.40
4	Provision for Travelling and Conveyance	204,209.00
5	Provision for leave pay and gratuity Btmc Mills	153,371,040.00
6	Provision for leave pay and gratuity	203,023,974.81
7	Salary Payment Account	12,195,027.69
8	Salary payment Account(ansar)	143,320.00
9	Laison Office	191,934.00
10	Provident Fund Contribution to Officer & Staff	791,785.00
11	Govt. Relief Fund	627.00
12	Loan refund of Provident Fund Account	-
13	Provident Fund to Govt. Employees	14,021.00
14	Govt. Employees Benevolent Fund	60.00
15	Govt. Employees Group Insurance	50.00
16	House rent received from Govt. Employees	(2,804.00)
17	Provision for Officer and Staff Income tax	680,831.00
18	Government Employees Municipal tax	17,701.00
19	Provision for Advertisement tax	22,292.00
20	Income tax deduction from Supplies & Contractors	94,739.00
21	Provision for other tax	4,691,972.00
22	Provision for Vat deduction	351,627.63
23	Provision for Service charge on advertisement	32,529.00
24	Claim on short receipt of Raw Cotton	6,384,793.00
25	Fatulla Housing Complex	340,282.60
26	Deduction against revenue Stamp	118,282.00
27	Provision for P.F of Govt. Employees own Contribution	1,875.00
28	govt. audit objection P:F:	203,676.00
29	Provision for expenses	5,241,387.59
30	Document under retirement	76,420,850.00
31	Outstanding liabilities for BTMC Finance Deptt.	25,808,243.00
32	Outstanding liabilities forTIDC	2,365,031.00
33	Provision for other tax.(Audit)	42,000.00
34	Banani Housing Complex	10,637,973.00
35	Hatkhula Housing Complex	1,240,829.00
36	Hatkhula Housing	923,444.00
37	other house rent	27,540.00
	Total	1,857,807,815.72



BANGLADESH TEXTILE MILLS CORPORATION
BTMC BHABAN
7-9, KAWRAN BAZAR, DHAKA.

SCHEDULE-L-9

Schedule of creditor for good supplied and expenses for the year ended 30th June,2018

Sl No	PARTICULARS	AMOUNT
1	Creditors for Raw Cotton (Mills)	272,775,206.00
2	Import under PL-480	1,713,642,700.00
3	Creditors for Dyes and Chemicals(Mills)	4,643,280.00
4	Creditors for Spare parts(Mills)	16,967,195.00
5	Creditors for Sundry Goods	1,255,983.00
6	Sundry Creditors	777,792.00
	Total :	2,010,062,156.00

SCHEDULE-L-10

Schedule of Creditors for others for the year ended 30th June,2018

Sl No	PARTICULARS	AMOUNT
A	Other Creditors:	
1	Loan on Import Account(Finance Department)	118,007,660.00
2	Andhakollayan Samity	2,670.00
3	BTMC Sales & Display Department	20,828,683.00
4	Chittaranjan Bastra Samber	24,671.00
5	Rajshahi Bastra Samvar	85,768.00
6	BTMC Officers Welfare Samity	2,759,317.00
7	BTMC Staff Union	55,550.00
8	BTMC Officers and Staff Welfare Samity	232,070.00
9	Group Term Insurance	241,560.00
10	Rehabilitation Fund	(947.00)
11	Contribution to Welfare Fund(Shipping)	1,705.00
12	Govt. Tax	6,722.00
13	Unpaid Salary and Bonus	20,709.00
14	Unpaid Cheque	32,313.00
15	Directorate of Film & Publications	971,380.00
16	BIDC Creditors	2,621,702.00
17	Noakhali Textile Mills.	115,460.00
18	The National Cotton Mills Ltd(P.F),Godown Rent & Bank	2,148,293.00
19	Bangladesh Textile Mills.	1,372,000.00
20	Satrang Textile Mills Ltd.	781,241.00
21	Dhaka Cotton Mills.	444,000.00
22	Kokil Textile Mills.	231,496.00
23	Kohinoor Spinning Mills	246,415.00
24	Orient Textile Mills.	83,527.00
25	Luxminarayan Cotton mills.	300,000.00
26	BTMC Officer's & Staff Gratuity Fund Loan	3,551,075.00
27	Valika Woollen Mills	24,717,142.00
28	BSEC (Banani)	276,429.00
29	Advertisement bill	

30	Creditors for Shipping Office	12,366,003.00
31	Creditors for Finance Deptt.	1,407,932.00
32	Interest on Fixed Deposit (Finance Deppt)	6,401,152.00
33	Creditors of TIDC	992,001.00
34	Creditors against Project	1,035,970.00
35	Sundry Creditors (Liquidation Cell)	1,183,480.00
36	S.M Textile Mills Ltd.	182,064.00
37	TIDC	59,569,763.00
38	Non-districted interest of F.department	7,332,216,667.00
39	Ahmed Bawany Textile Mills Ltd.	594,372.00
40	R.R Textile Mills	1,162,303.00
41	Kishoregonj Textile Mills	138,894.00
42	Khulna Textile Mills	306,340.00
43	Chittaranjan Cotton Mills	591,556.00
44	Tangail Cotton Mills Ltd.	267,405.00
45	Darwani Textile Mills	38,944.00
46	Dinajpur Textile Mills	622,768.00
47	Fine Cotton Mills Ltd.	88,934.00
48	Barisal Textile Mills	207,679.00
49	Bangladesh Textile Mills Ltd.	265,263.00
50	Bangal Textile Mills Ltd.	503,579.00
51	Magura Textile Mills Ltd.	203,687.00
52	Meghna Textile Mills Ltd.	296,965.00
53	Rangamati Textile Mills Ltd.	577,326.00
54	Rajshahi Textile Mills Ltd.	142,687.00
55	Sharmin Textile Mills Ltd.	19,034.00
56	Quasem Cotton Mills Ltd.	9,688.00
57	Kushtia Textile Mills Ltd.	93,189.00
58	Pahartali Textile Mills Ltd.	670.00
59	Bogra Cotton Mills Ltd.	601.00
60	Jalil Textile Mills.	55,343.00
61	Abbasi Thread	353.00
62	Mohini Textile Mills Ltd.	94,277.00
Sub-Total(A):		7,606,205,156.00
B	Backward linkage of Textile Mills Palli:	
63	Ahmed Bawany Textile Mills	163,678,373.00
64	Hatkhula Land Sales	1,657,224,780.00
65	Valika Woollen Mills	216,666,450.00
66	Olympia Textile Mills	209,083,692.00
67	Monnoo Textile Mills	221,178,625.00
68	Jinnat Textile Mills	29,812,910.00
69	Meghna Textile Mills Ltd.	10,186,183.00
70	Quaderia Textile Mills	120,000,000.00
71	Satrang Textile Mills	18,094,804.00
72	Luxminaryan Cotton Mills	13,936,000.00
73	National Cotton Mills	123,193,984.00
74	Noakhali Textile Mills	30,509,794.00
75	Asiatic Cotton Mills Ltd	42,084,557.00
Sub-Total(B)		2,855,650,152.00
75	Interest Unallocated	97,068,010.89
Sub-Total(C):		97,068,010.89
Grand Total(A+B+C)		10,558,923,318.89

SCHEDULE-L-11

**BANGLADESH TEXTILE MILLS CORPORATION
BTMC BHABAN
7-9, KAWRAN BAZAR, DHAKA.**

Schedule of Raw Cotton Import account for the year ended 30th June-2018

a.	PARTICULARS	AMOUNT
A.	BTMC RUNNING MILLS	
1	Amin Textiles No-2	15,805,797.00
2	Dinajpur Textile Mills	1,228,015.00
3	Sundarban Textile Mills-1	91,860,943.00
4	Dost Textile Mills	7,404,295.00
	Sub-Total(A) :	116,299,050.00
B	BTMC CLOSED/LAY-OFF MILLS	
	Tangail cotton mills ltd	7,121,707.00
	Sub-Total(B) :	7,121,707.00
C	DUES WITH DISINVESTED MILLS :	
1	Asharf Textile Mills	393,461.02
2	Jalil Textile Mills	421,103.00
3	Jess Blanket	41,257.00
	Sub-Total(C)	855,821.02
D	SCHEDULE OF MILLE TRANSFERRED TO WORKERS & STAFF.	
1	Meghna textile mills No-2	2,595,928.00
	Sub-Total(D)	2,595,928.00
	Total(A+B+C+D)	126,872,506.02

SCHEDULE-L-12

Schedule of Security Deposits for the year ended 30th June-2018

SI No	PARTICULARS	AMOUNT
1	Contractors for Security Deposits	8,201,641.00
2	Suppliers Security Deposits	1,582,226.00
3	Yarn Dealer Security Deposits	7,830,000.00
4	Cloth Dealer Security Deposits	111,230.00
5	Security deposit against House Rent	25,546,001.00
6	Prathirakha Sanchaya Patra	25,000.00
7	Chartered Accountants Firm	4,000.00
8	Other Deposits	400,114.00
	Total :	43,700,212.00

SCHEDULE-L-13

Schedule of Bank Overdraft for the year ended 30th June-2018

SI No	PARTICULARS/AMOUNT	AMOUNT
1	Janata Bank	3,086.00
2	Sonali Bank	1,733,303.03
3	Agrani Bank	11,117,143,808.43
4	Rupali Bank Ltd.	300,124.00
5	Uttara Bank Ltd.	(1,800.00)
	Total :	11,119,178,521.46



BANGLADESH TEXTILE MILLS CORPORATION
BTMC BHABAN
7-9, KAWRAN BAZAR, DHAKA-1215

Schedule of Rental Income for the year ended 30th June.2018

		SCUEDULE-1/1
SL No.	particulars	Amount
1	Rent received from Bastra Bhanan	72,670,503.00
2	Rent received from New Market Bastra Samber/Mohammadpur B- Samber	305,398.00
3	Rent received from car parking	3,236,000.00
	TOTAL :	76,211,901.00

Schedule of TIDC & Liason Office Income for the year ended 30th June.2018

		SCUEDULE-1/2
SL No.	particulars	Amount
1	Liason Office Income	4,944,000.00
	TOTAL :	4,944,000.00

Schedule of Other Income for the year ended 30th June.2018

		SCUEDULE-1/3
SL No.	particulars	Amount
1	Quality Examination fees	349,460.00
2	Enlistment fees	10,000.00
3	Others(tender schedule sale)	1,109,500.00
4	Others	230,172.00
5	Use of Car	121,866.00
	TOTAL :	1,820,998.00

Schedule of Interest incurred for the year ended 30th June.2018

		SCUEDULE-1/4
SL No.	particulars	Amount
1	Interest received from Bank	64,812,125.86
	TOTAL :	64,812,125.86



BANGLADESH TEXTILE MILLS CORPORATION
BTMC BHABAN
7-9, KAWRAN BAZAR, DHAKA-1215

Schedule of Salary and Allowances for the year ended 30th June.2018

SCUEDULE-E-1

SL No.	particulars	Amount
1	Salary-Officer	28,458,900.00
2	Salary-Staff	18,147,731.00
3	Officer-House rent	13,197,991.00
4	Staff-House rent	8,292,311.00
5	Other allowances-Officer	2,314,180.00
6	Other allowances-Staff	816,989.00
7	Overtime expenses	3,771,548.00
8	Bonus	7,582,818.00
9	Medical allowances	2,525,950.00
10	Leave Pay and Gratuity	172,515,362.00
11	Provident Fund Contribution	2,960,679.00
	TOTAL :	260,584,459.00

Schedule of Utility Expences for the year ended 30th June.2018

SCUEDULE-E/2

SL No.	particulars	Amount
1	Electric	2,704,737.00
2	Gas	85,580.00
3	Water	550,528.00
	TOTAL :	3,340,845.00

Schedule of Rent, Rate & Taxes for the year ended 30th June.2018

SCUEDULE-E/3

SL No.	particulars	Amount
1	Rent	-
2	Rate	-
3	Taxes	3,827,565.48
	TOTAL :	3,827,565.48

Schedule of Travelling & Conveyance for the year ended 30th June.2018

SCUEDULE-E/4

SL No.	particulars	Amount
1	BTMC Head Office	2,297,942.00
2	BTMC Liason Office	10,220.00
	TOTAL :	2,308,162.00

Schedule of Depreciation for the year ended 30th June.2018

SCUEDULE-E/5

SL No.	particulars	Amount
1	BTMC Head Office	15,152,494.00
2	BTMC Liason Office	45,631.00
	TOTAL :	15,198,125.00



BANGLADESH TEXTILE MILLS CORPORATION
BTMC BHABAN
7-9, KAWRAN BAZAR, DHAKA-1215

Schedule of Administrative Expenses for the year ended 30th June,2018

SCUEDULE-E-6

L No.	particulars	Amount
1	Printing and Stationary	1,026,234.00
2	Medical Expenses	245,132.00
3	Uniform	126,900.00
4	Postage and Stamp	40,547.00
5	Telephone Expenses	192,937.00
6	Advertisement and publicity	962,408.33
7	Legal adviser fees	1,428,577.00
8	Audit fees	30,000.00
9	News Paper and periodicals	88,881.00
10	Power and fuel	2,287,495.00
11	Staff Bus fair	2,580,375.00
12	Repairs and Maintenance (Building & Road)	2,513,237.00
13	Repairs and Maintenance (Furniture and Fixture)	123,845.00
14	Repairs and Maint (Electric Installation)	286,367.31
15	Repairs and Maint (Car)	1,014,828.00
16	Repairs and Maint (Car)	418,133.00
17	Repairs and Maint (Lift)	1,110,972.00
18	Repairs and Maint (Others)	95,800.00
19	Group Insurance	769,708.00
20	General Insurance	463,839.00
21	Welfare Expenses	230,250.00
22	Training Fees	65,710.00
23	Honourioum	493,300.00
24	Entertainment	415,378.00
25	Internet	274,622.00
26	Bank Charge	22,449.85
27	Subscription and Donation	36,000.00
28	Festival expenses	46,105.00
29	Others	555,589.00
30	APA	174,428.00
	TOTAL :	18,120,547.49

