

**Independent Auditors' Report & Financial
Statements
of
Bangladesh Textile Mills
Corporation.**

For the year ended 30 June 2020

Bangladesh Textile Mills Corporation.
Independent Auditors' Report and Financial Statements

Table of Contents

For the year ended 30 June 2020

Sl.	Particulars	Page
1	Independent Auditors' Report	01-03
2	Statement of Financial Position	04-05
3	Statement of Comprehensive Income	06
4	Change in Equity	07
5	Statement of Cash Flows	08
6	Notes to the Financial Statements	09-11
7	Schedule of Fixed Assets	12-17
8	Schedule of Govt. Equity	18
9	Schedule of Govt. Grant	19
10	Schedule of Government Loan	20-21
11	Schedule of Provision for Interest on Govt. Loan	22-23
12	Schedule of Govt. Loan on Treasury Bond	24
13	Schedule of Interest on Treasury Bond	24
14	Schedule of ADP Loan to Project	25
15	Schedule of Foreign Loan IDA	26
16	Schedule of Debenture	26
17	Schedule of (Over-due) Long term Loan payable to Govt.	27-28
18	Schedule of Interest(Over-due) Long Term Loan Payable to Govt. (Actually Receivable from the Enterprise)	29-30
19	Schedule of (Over-due) Long Term Loan Payable to Govt. (Actually Receivable from the Enterprise)	31
20	Schedule of Overdue Loan Receivable (Interest on Long term Loan receivable from the Enterprise)	32-33
21	Schedule of Debenture on Interest	34
22	Schedule of Current Account with BTMC Mills	34
23	Schedule of Current Account with Transferred Mills	35
24	Schedule of Raw Cotton Import	35-36
25	Schedule of Sundry Debtors	37
26	Schedule of Stock and Stores	37
27	Schedule of Advance & prepayments	38

28	Schedule of Deposit	38
29	Schedule of Bank Deposit of Mill Fund	38
30	Schedule of Investment	39
31	Schedule of Cash Balance	39
32	Schedule of Bank Balance	40
33	Share Capital, Equity , Reserve ,Fund and Donation	41
34	Schedule of Govt. Short Term Loan Against Salary & Wages	42
35	Schedule of ADP Loan	43
36	Schedule of IDA Loan	43
37	Schedule of Debenture	43
38	Schedule of Interest on Debenture	43
39	Schedule of IDA Credit for BTMC	44
40	Schedule of Overdue	44
41	Schedule of the Natherland Grant	44
42	Schedule of Current Account with BTMC Mills, Sold Mills, Closed Mills, Lay-off Mills and Transferred Mills (Credit Balance)	45
43	Schedule of Current Account with Disinvested Mills (Credit Balance)	45
44	Schedule of Provision for Outstanding Liabilities	46
45	Schedule of Creditor for Good Supplied and Expenses	46
46	Schedule of Creditors for Others	47-48
47	Schedule of Raw Cotton Import Account	49
48	Schedule of Security Deposits	49
49	Schedule of Bank Overdraft	49
50	Schedule of Rental Income	50
51	Schedule of Interest Income	50
52	Schedule of TIDC & Liaison Office Income	50
53	Schedule of Other Income	50
54	Schedule of Salary and Allowances	51
55	Schedule of Rent, Rate & Taxes	51
56	Schedule of Income Tax Deduction (Source)	51
57	Schedule of Depreciation	51
58	Schedule of Administrative Expenses	52
59	Break-up of Advance & prepayments	53-57

Independent Auditors' Report To the Board of Directors of Bangladesh Textile Mills Corporation. Report on the audit of the Financial Statements

Qualified Opinion:

We have audited the Financial Statements of **Bangladesh Textile Mills Corporation (BTMC)** which comprises the Statement of Financial Position as on **30 June 2020** and the Statement of Comprehensive Income, Statement of Changes in Equity, Statement of Cash Flows, and Notes to the Financial Statements including a summary of significant accounting policies.

In our opinion, except for the effects of the matters described in the Basis for Qualified Opinion section of our report the accompanying financial statements present fairly, in all material respects, the financial position of the Corporation as at **30 June 2020** and of its financial performance for the year then ended in accordance with International Financial Reporting Standards (IFRSs) and comply with the other applicable laws and regulations.

Basis for Qualified Opinion:

We conducted our audit in accordance with International Standards on Auditing (ISAs). Our responsibilities under those Standards are further described in the Auditors' Responsibilities for the Audit of the Financial Statements section of our report. We are independent of the corporation in accordance with the International Ethics Standards Board for Accountants Code of Ethics for Professional Accountants (IESBA Code), and we have fulfilled our ethical responsibilities in accordance with the IESBA Code and the Institute of Chartered Accountants of Bangladesh (ICAB) Bye-Laws. We believe that the audit evidence we have obtained is sufficient and appropriate to provide a basis for our opinion.

1. With reference to **note A-1** of the financial statements, the corporation did not charge the depreciation of fixed assets related to **TIDC office** and **Liaison office** in the financial Statements. Also no proper evidence was shared with us for not charging the depreciation.
2. With reference to **note A-2** Government equity amount in Taka 2,952,972,033, **A-3** Government Grant amount of Taka 1,237,539,015, **A-4** Government Loan amount in Taka 7,447,066,733 of the financial statements, the management was unable to provide appropriate explanation and evidence regarding these balances. Also these balances have no movement from the last years.
3. With reference to **note A-5** Treasury bond amount of taka 1,053,300,000, **A-6** ADP Loan amount of Taka 108,588,400, **A-7** IDA Loan amount of Taka 290,258,546, **A-9** overdue Loan amount of Taka 2,609,282,960, **L-5** IDA credit for BTMC amount of Taka 20,334,000, and **L-(1e)** Govt. Loan amount of Taka 19,192,389,755 of the financial statements, the management was unable to provide appropriate explanation and evidences regarding these balances. Also these balances have no movement from the last years.
4. With reference to **note A-8** of the financial statements, regarding Debenture amounting BDT 9,142,900 for which the source documents were provided amounting BDT 59,500,000. Thus a difference amounting BDT 50,357,100 arose for which no clarification was provided.
5. With reference to **note A-15** of the financial statements, regarding Sundry debtors amounting BDT 692,881,332 for which the management was unable to provide us appropriate explanation and evidences regarding this balance. Also these balances have no movement from the last years.
6. With reference to **note A-21** of the financial statements, regarding **Cash at Bank** amounting BDT 3,929,868 for which the source documents (Bank statements) were provided amounting BDT 26,669,134. Thus a difference amounting BDT 22,739,267 arose for which no clarification was provided.

Office:

Trade Centre (11th floor),
azi Nazrul Islam Avenue,
anbazar, Dhaka-1215, Bangladesh

+88 01791829705,
+88 02 55012551-2
+88 02 55012551

Branch Office:

Taher Chamber (Ground floor) 10,
Agarabad C/A, Chattogram-4100,
Bangladesh

+88 01715041250,
+88 02 3333 21201
+88 02 3333 22931



member firm of
safe
ACCOUNTANTS

7. With reference to note L-1 of the financial statements, regarding Grant/ Donation amounting BDT 1,322,282,050 for which the management was unable to provide appropriate explanation and evidence regarding this balance.
8. With reference to note L-11 of the financial statements, regarding Import Account amounting BDT 126,172,506 for which the management was unable to provide appropriate explanation and evidence regarding this balance.
9. With reference to note L-13 of the financial statements, regarding Bank Overdraft amounting BDT 11,119,223,320 for which the management was unable to provide appropriate explanation and evidence regarding this balance.

Emphasis of Matters

Without modifying our opinion, we drew attention to the followings:

1. With reference to note A-1 of the financial statements, regarding the Fixed Assets Register could not found and we also observed that not use fixed assets identify tracking code for which the management was unable to provide appropriate explanation and evidence regarding this balance.
2. With reference to note A-16 of the financial statements, regarding the Stock and Stores amounting BDT 383,087 for which the management was unable to provide appropriate explanation and evidence regarding this balance.
3. With reference to note A-21 of the financial statements, regarding the TIDC office Bank statement could not found for which the management was unable to provide appropriate explanation and evidence regarding this balance. The statement value was Tk. 1,229,449.

Responsibilities of Management and Those Charged with Governance for the Financial Statements:

Management is responsible for the preparation and fair presentation of the financial statements in accordance with IFRSs, the Bangladesh Industrial Enterprise (Nationalization) Order-1972 (P.O. 27 of 1972) and other applicable laws and regulations and for such internal control as management determines is necessary to enable the preparation of financial statements that are free from material misstatement, whether due to fraud or error.

In preparing the financial statements, management is responsible for assessing the Corporation's ability to continue as a going concern, disclosing, as applicable, matters related to going concern and using the going concern basis of accounting unless management either intends to liquidate the Corporation or to cease operations, or has no realistic alternative but to do so.

Those charged with governance are responsible for overseeing the Corporation's financial reporting process.

Auditors Responsibilities for the Audit of the Financial Statements:

Our objectives are to obtain reasonable assurance about whether the financial statements as a whole are free from material misstatement, whether due to fraud or error, and to issue an auditor's report that includes our opinion. Reasonable assurance is a high level of assurance, but is not a guarantee that an audit conducted in accordance with ISAs will always detect a material misstatement when it exists. Misstatements can arise from expected to influence the economic decisions of users taken on the basis of these financial statements.

As part of an audit in accordance with ISAs, we exercise professional judgment and maintain professional skepticism throughout the audit. We also:



- Identify and assess the risks of material misstatement of the financial statements, whether due to fraud or error, design and perform audit procedures responsive to those risks, and obtain audit evidence that is sufficient and appropriate to provide a basis for our opinion. The risk of not detecting a material misstatement resulting from fraud is higher than for one resulting from error, as fraud may involve collusion, forgery, intentional omissions, misrepresentations, or the override of internal control.
- Obtain an understanding of internal control relevant to the audit in order to design audit procedures that are appropriate in the circumstances, but not for the purpose of expressing an opinion on the effectiveness of the Corporation's internal control.
- Evaluate the appropriateness of accounting policies used and the reasonableness of accounting estimates and related disclosures made by management.
- Conclude on the appropriateness of management's use of the going concern basis of accounting and, based on the audit evidence obtained, whether a material uncertainty exists related to events or conditions that may cast significant doubt on the Corporation's ability to continue as a going concern. If we conclude that a material uncertainty exists, we are required to draw attention in our auditor's report to the related disclosure in the financial statements or, if such disclosures are inadequate, to modify our opinion. Our conclusions are based on the audit evidence obtained up to the date of our auditor's report. However, future events or conditions may cause the Corporation to cease to continue as a going concern.
- Evaluate the overall presentation, structure and content of the financial statements, including the disclosures, and whether the financial statements represent the underlying transactions and events in a manner that achieves fair presentation.

We communicate with those charged with governance regarding, among other matters, the planned scope and timing of the audit and significant audit findings, including any significant deficiencies in internal control that we identify during our audit.

Subject to our qualified opinions and emphasis matters mentioned above, we also report that:

In accordance with the Bangladesh Industrial Enterprise (Nationalization) Order-1972 (P.O. 27 of 1972), we also report the following:


- a) We have obtained all the information and explanation which to best of our knowledge and belief were necessary for the purposes of our audit and made due verification thereof.
- b) In our opinion, proper books of account as required by law have been kept by the corporation so far as it appeared from our examination of those books.
- c) The Statement of Financial Position, Statement of Profit or Loss and other Comprehensive Income dealt with by the report are in agreement with the books of accounts.

Dhaka;

Dated: 26 JAN 2026



Signed for & on behalf of
Basu Banerjee Nath & Co.
Chartered Accountants



Uzzal Deb Nath, FCA

Partner

ICAB Enrollment No.-1176

DVC: 260126117645697591

BANGLADESH TEXTILE MILLS CORPORATION
BTMC BHABAN
7-9, KAWRAN BAZAR, DHAKA-1215
Statement of Financial Position
As at 30 June 2020

(Fig.in Lac)

Particulars	Sch. No.	Amount in Taka	
		30 June 2020	30 June 2019
A. Fixed Assets			
At Cost	A-1	6,895.09	6,749.77
Less: Accumulated Depreciation	A-1	2,176.23	2,025.58
Written Down Value		4,718.86	4,724.19
B. Investment	A-19	14,033.90	18,720.16
C. Utilization of Grant Equity Loan and Bond		232,631.56	227,584.75
Government Equity	A-2	29,529.72	29,529.72
Government Grant	A-3	12,395.37	12,395.37
Government Loan	A-4	74,470.67	74,470.67
Provision for interest on Govt. Loan	A-4(a)	101,215.57	96,168.77
Treasury Bond	A-5	10,533.00	10,533.00
Provision for interest on Treasury Bond	A-5(a)	4,487.23	4,487.23
D. Utilization of Long Term Loan		68,874.43	68,874.43
ADP Loan to Project	A-6	1,085.88	1,085.88
Foreign Loan(IDA)	A-7	2,902.59	2,902.59
Debenture	A-8	91.43	91.43
Overdue Loan	A-9,9(a)	54,508.17	54,508.17
Overdue loan Receivable	A-10,10(a)	9,411.89	9,411.89
Interest on Debenture	A-11	874.47	874.47
E. Current Assets		251,818.13	243,793.88
Current Account with BTMC Mills	A-12	21,057.62	20,852.15
Current Account with Transferred Mills	A-13	12,986.30	12,977.61
Raw Cotton Import	A-14	201,224.86	202,543.56
Sundry Debtors	A-15	6,928.81	6,928.81
Stock and Stores	A-16	3.83	3.83
Advance and prepayments	A-17,17(a)	348.33	374.50
Deposits	A-18,18(a)	9,268.37	113.41
F. Cash and Cash Equivalent		669.61	402.04
Cash in hand	A-20	0.26	0.45
Cash at Bank	A-21	669.36	401.59
Total Assets (A+B+C+D+E+F)		572,746.49	564,099.45




BANGLADESH TEXTILE MILLS CORPORATION
BTMC BHABAN
7-9, KAWRAN BAZAR, DHAKA-1215
Statement of Financial Position
As at 30 June 2020

(Fig.in Lac)

Particulars	Sch. No.	Amount in Taka	
		30 June 2020	30 June 2019
A. Share Capital and Equity	L-1	29,534.72	29,534.72
B. Reserve and Surplus	L-1	470.28	418.28
C. Fund			
Fixed Asset Fund	L-1	505.68	505.68
D. Grant/Donation	L-1	13,222.82	13,222.82
(i) Total Equity (A+B+C+D)		43,733.50	43,681.50
E. Government Loan		191,923.90	186,877.09
short term govt loan principal	L-1(e)	74,535.71	74,535.71
short term govt loan interest	L-1(e)	102,367.96	97,321.15
Treasury bond principal	L-1(e)	10,533.00	10,533.00
Treasury bond interest	L-1(e)	4,487.23	4,487.23
F. Long Term Loan		60,358.19	60,358.19
ADP Loan	L-2	709.00	709.00
IDA Loan	L-3	2,902.59	2,902.59
Debenture	L-4	91.43	91.43
Interest on Debenture	L-4(a)	874.47	874.47
IDA Credit for BTMC	L-5	203.34	203.34
Overdue loan	L-5a	55,571.33	55,571.33
Netherland Grant	L-5b	6.04	6.04
G. Current Liabilities		276,730.90	273,183
Current Account with BTMC Mills	L-6	16,842.64	14,294.72
Current Account with Dis-invested Mills	L-7	797.91	797.91
Provision for outstanding liabilities	L-8	17,938.22	18,347.21
Creditors for good supplied and expenses	L-9	20,124.43	20,103.39
Creditors for others	L-10	108,103.66	106,726.53
Schedule Of Import Account	L-11	1,268.73	1,268.73
Security Deposit	L-12	463.09	452.18
Bank Overdraft	L-13	111,192.23	111,191.99
(ii) Total Liabilities (E+F+G)		529,012.99	520,417.95
Total Equity and Liabilities (i+ii)		572,746.49	564,099.45

The annexed Schedule from A-1 to E-6 and form an integral part of these financial statements



Deputy Chief Accountants
BTMC




Chief Accountants
BTMC



Director
BTMC

Signed in terms of our report of even date
Signed for & on behalf of
Basu Banerjee Nath & Co.
Chartered Accountants


Uzzal Deb Nath, FCA
Partner

ICAB Enrollment No. 1176
DVC: 2601261176CAS697591

Dhaka,
Dated: 26 JAN 2026



**BANGLADESH TEXTILE MILLS CORPORATION
BTMC BHABAN**

7-9, KAWRAN BAZAR, DHAKA-1215

**Statement of Comprehensive Income
For the year ended 30 June 2020**

Particulars	Sch .No	Amount in Taka	
		30 June 2020	30 June 2019
Income			
Rental Income	S-1	82,112,771	92,670,917
Interest	S- 2	47,224,838	31,448,300
TIDC and Liaison Office Income	S-3	-	5,191,200
Other Income	S-4	778,986	1,286,821
		130,116,595	130,597,238
Expenditure			
Salary and allowances	E/1	73,796,176	85,297,098
Rent, Rate & Taxes	E/2	12,095,695	2,755,762
Income Tax	E/3	-	7,778,376
Depreciation	E/4	15,065,175	14,482,599
Administrative Expenses	E/5	21,160,155	20,539,439
Toal expenditure		122,117,201	130,853,274
Profit before Tax		7,999,394	(256,036)
Income Tax expense	E/6	2,799,788	-
Excess of Income over Expenditure		5,199,606	(256,036)

The annexed Schedule from A-1 to E-6 and form an integral part of these financial statements

[Signature]

Deputy Chief Accountants
BTMC

[Signature]

Chief Accountants
BTMC

[Signature]

Director
BTMC

Signed in terms of our report of even date
Signed for & on behalf of
Basu Banerjee Nath & Co.
Chartered Accountants

[Signature]

Uzzal Deb Nath, FCA
Partner

ICAB Enrollment No. 1176

DVC: 2601261176 AS 697591

Dhaka,

Dated: 26 JAN 2020



BANGLADESH TEXTILE MILLS CORPORATION
BTMC BHABAN

7-9, KAWRAN BAZAR, DHAKA-1215

Statement of Changes in Equity

For the year ended 30 June 2020

Particulars	Government Equity	Reserve and Surplus	Fund	Grant/Donation	Total
Balance as on 1 July 2019	2,953,472,033	41,827,948	50,567,985	1,322,282,050	4,368,150,016
Addition during the year	-	-	-	-	-
Refund during the year	-	-	-	-	-
Excess of income over expenditure	-	5,199,606	-	-	5,199,606
Transfer from Environment Ministry	-	-	-	-	-
Payment to Pension fund	-	-	-	-	-
Total as on 30 June, 2020	2,953,472,033	47,027,554	50,567,985	1,322,282,050	4,373,349,622
Total as on 30 June, 2019	2,953,472,033	41,827,948	50,567,985	1,322,282,050	4,368,150,016

Zmk

Deputy Chief Accountants
BTMC

[Signature]
Chief Accountants
BTMC

[Signature]
Director
BTMC



BANGLADESH TEXTILE MILLS CORPORATION

BTMC BHABAN

7-9, KAWRAN BAZAR, DHAKA-1215.

Statement of Cash Flows


For the year ended 30 June 2020


(Fig. in Lac BDT)

Particulars	Amount In Tk	
	30 June 2020	30 June 2019
A. Cash Flows from Operating Activities		
Net Profit for the year	52.00	(2.56)
Add: Non Cash Expenses-Depreciation	150.65	144.83
Changes in Working Capital		
Current Account with BTMC Mills	(205.47)	33.34
Current Account with Transferred Mills	(8.69)	-
Raw Cotton Import	1,318.70	(1,318.70)
Sundry Debtors	-	59.94
Stock & Stores	-	0.42
Advance and Prepayments	26.17	(14.23)
Deposits	(9,154.96)	-
Current Account with BTMC Mills	2,547.92	2,452.95
Current Account with Dis-invested Mills	-	(0.19)
Provision For outstanding liabilities	(409.00)	(230.87)
Creditors for good supplied and expenses	21.04	2.77
Creditors for others	1,377.13	1,139.86
Security Deposit	10.91	15.18
Bank overdraft	0.24	0.21
Investment	4,686.26	(11,190.87)
Net Cash from Operating Activities	412.89	(8,907.93)
B. Cash Flow from Investing Activities		
Purchase of Fixed Assets	(145.32)	(38.89)
Net Cash From Investing Activities	(145.32)	(38.89)
C. Cash Flow from Financing Activities		
Government Loan	-	30.01
Provision For Interest on Govt. Loan	(5,046.80)	(5,046.81)
IDA Loan	-	0.01
Short term Govt. Loan Interest	5,046.80	5,046.80
Net Cash From Financing Activities	-	30.01
Increase/(Decrease) Cash & Cash Equivalents(A+B+C)	267.57	(8,916.81)
Cash and Cash Equivalents at the Beginning of the year	402.04	9,318.85
Cash and Cash Equivalent at the End of the Year	669.61	402.04


Deputy Chief Accountants
BTMC




Chief Accountants
BTMC


Director
BTMC

BANGLADESH TEXTILE MILLS CORPORATION
BTMC BHABAN
7-9, KAWRAN BAZAR, DHAKA-1215
Notes to the Financial Statements
For the year ended 30 June 2020

01 Information about BTMC

1.1 BTMC profile

Bangladesh Textile Mills Corporation (BTMC) was formed on 26 March 1972 under the authority of The Bangladesh Industrial Enterprises (Nationalization) Order No 27 of 1972 (President Order No 27 of 1972). The formal program of BTMC started from 1 July 1972 with 74 mills nationalized through President Order No 27 of 1972. 3 nationalized mills (nothing but a name) are on the list of BTMC.

As per the instructions of the Honorable Prime Minister during his visit to the Ministry of Textiles and Jute on 12/10/2014 regarding the reopening of the closed mills of BTMC, the operation of 16 mills of BTMC is ongoing under PPP. At present, final approval has been received from CCEA for the operation of 2 mills (Ahmed Bawani Textile Mill and Kaderia Textile Mill) under PPP and the process of handing over the mills to the selected private partner is in the final stage.

1.2 Nature of business

BTMC perform the following functions:

- a) To properly operate the state-owned textile mills under BTMC control and to reopen the closed textile mills;
- b) To establish BTMC as a notable institution in the textile sector by producing quality yarn and fabrics;
- c) To cooperate with the government in preparing national plans and policies for conducting commercial production activities in the state-owned closed textile mills under BTMC control;
- d) To identify new development projects in the state-owned textile mills under BTMC control with the advice and approval of the government;
- e) To prepare annual development programs for the development of the identified projects in the state-owned textile mills and to take steps to implement them;
- f) To identify projects for operating the mills under Public Private Partnership (PPP), to create an investment environment for domestic and foreign entrepreneurs and to contribute to the development of the textile sector;
- g) To inspect the subordinate institutions to increase their efficiency, ensure proper use of resources, identify problems, reduce waste and provide necessary guidelines;
- h) To create employment opportunities and develop a skilled workforce through training.

1.3 Regulatory regime for BTMC

BTMC is carrying on its business activities in accordance with the under the authority of The Bangladesh Industrial Enterprises (Nationalization) Order No 27 of 1972 (President Order No 27 of 1972). The formal program of BTMC started from 1 July 1972 with 74 mills nationalized through President Order No 27 of 1972. 3 nationalized mills (nothing but a name) are on the list of BTMC.

1.4 Components of financial statements

- a) Statement of Financial Position
- b) Statement of Income & Expenditure
- c) Statement of Changes in Equity
- d) Statement of Cash Flows
- e) Notes to the Financial Statements

1.5 Segment reporting

No segment reporting is applicable for the BTMC as required by IAS 14 "Segment Reporting" as the Authority has only one reportable segment and the operation of authority is within the geographical territory in Bangladesh.

02 Basis of presentation of financial statements

2.1 Basis of measurement

The financial statements have been prepared on the historical cost convention and therefore do not take into consideration the effect of inflation.

2.2 Statement of compliance

The financial statements have been prepared in accordance with the rule 21 made in exercise of the powers conferred by section 25 of The Bangladesh Industrial Enterprises (Nationalization) Order No 27 of 1972 (President Order No 27 of 1972).

2.3 Going concern

The Authority has adequate resources to continue its operation for the foreseeable future. For this reason the Board continue to adopt going concern basis in preparing the accounts.



2.4 Presentation of financial statements

The presentation of financial statements has been made in accordance with Rule 21 of The Bangladesh Industrial Enterprises (Nationalization) Order No 27 of 1972 (President Order No 27 of 1972).

2.5 Reporting period

The reporting period of the Authority covers one financial year from 1 July 2019 to 30 June 2020 constantly.

2.6 Approval of financial statements

The financial statements have been approved by the Chairman and the Board.

2.7 Reporting currency

The financial statements are prepared and presented in Bangladeshi taka as a currency. Statement of Financial Position's figures have been shown in in Lac, some figures are shown in two decimals and some are shown in rounded off to the nearest integer.

2.8 Comparative information and rearrangement thereof

Comparative information has been disclosed in respect of the previous year for all numerical information in the financial statements and also narrative and descriptive information where it is relevant for understanding of the current year's financial information. Figures for the previous year have been rearranged wherever considered necessary to ensure better comparability with current year.

2.9 Key accounting estimates and judgments in applying accounting policies

The preparation of financial statements in conformity with IFRS including IAS requires management to make the judgments, estimates and assumptions that affect the application of the accounting policies and the reported amounts of assets, liabilities, income and expenses and for contingent assets and liabilities that require disclosures during and at the date of the financial statements. Actual results may differ from these estimates. Estimates and underlying assumptions are reviewed as on going concern basis. Revisions of the accounting estimates are recognized in the period in which the estimate is revised and in any future period affected.

In particular, the key areas of estimation, uncertainty and critical judgments in applying accounting policies that have the most significant effect on the amounts recognized in the financial statements include depreciation, accrued expenses, inventory valuation, other payables and deferred liability for leave pay and gratuity.

03 Accounting principles and policies

The accounting principles and policies in respect of material items of financial statements set out below have been applied consistently to all periods presented in these financial statements.

3.1 Revenue recognition

In compliance with the requirements of IFRS 15 "Revenue from contracts with customer", revenue on account of port, Conservancy & Piolatges, canal and dredging is recognized when the significant risk and rewards of ownership have been transferred to the Authority, recovery of consideration is probable, the associated cost and possible return can be estimated reliably and there is no continuing management involvement with the revenue and in view of the above, concept the revenue is accounted for in the following manner:

- a) Revenue earned on the execution of services is recognized as revenue when the service is completed;
- b) Revenue earned from the provision of services over a period of time is recognized over the service period during which the related service is provided or credit risk is undertaken; and
- c) Revenue which forms an integral part of the effective profit (revenue) rate of a financial instrument is recognized and recorded as profit (revenue).

3.2 Property, plant and equipment

3.2.1 Recognition and measurements

These are capitalized at cost of acquisition and subsequently stated at cost less accumulated depreciation in compliance with the benchmark treatment of IAS 16 "Property, Plant and Equipment". The cost of acquisition of an asset comprises its purchase price and any directly attributable cost of bringing the asset to its working condition for its intended use inclusive of inward freight, duties and nonrefundable taxes. In a situation where it can clearly be demonstrated that expenditure has resulted in an increase in future economic benefit expected to be obtained from the use of the fixed assets, the expenditure is capitalized as an additional cost of the assets.

3.2.2 Maintenance activities

Expenditure incurred after the assets have been put into operation, such as repairs and maintenance is normally charged off as revenue expenditure in the period in which it is incurred.

3.2.3 Depreciation

Land is held on freehold basis and it is not depreciated considering the unlimited life. In respect of all other fixed assets, depreciation is provided to amortize the cost of the assets after commissioning, over their expected useful economic lives, in accordance with the provisions of IAS 16 "Property, Plant and Equipment". Depreciation is computed using the diminishing balance method. The rate of denreciation is varvine from 2.5% to 50%.



3.2.4 Retirement and disposal

On retirement or otherwise disposal of fixed assets, the cost and accumulated depreciation are eliminated and any gain or loss on such disposal is reflected in the income statement which is determined with reference to the net book value of the assets and the net sales proceeds.

3.3 Investment in FDR

Investment in FDR with government and non government banks have been shown at their cost price.

3.4 Account receivables

Accounts receivable are created at original invoice amount less any provision for doubtful debts. Provisions are made where there is evidence of a risk of non payment, taking into account ageing, previous experience and general economic conditions. When an accounts receivable is determined to be uncollectible it is written off, firstly against any provision available and then to the profit and loss account. Subsequent recoveries of amounts previously provided for are credited to the Statement of Income and Expenditure.

3.5 Advance, deposits and prepayments

These are carried at original invoice amounts which represent net realizable value.

3.6 Other current assets

Other current assets have a value on realization in the ordinary course of the Authority's business which is at least equal to the amount at which they are stated in the statement of financial position.

3.7 Cash and cash equivalents

For the purposes of the Statement of Financial Position and the Statement of Cash Flows, cash in hand and bank balances represent cash and cash equivalents considering the IAS 1 "Presentation of Financial Statements" which provide, that cash and cash equivalents are readily convertible to known amounts of cash and are subject to an insignificant risks of changes in value and are not restricted as to use.

3.8 Impairment of non financial assets

In accordance with the provisions of IAS 36; "Impairment of Assets", the carrying amount of non financial assets, other than inventories are reviewed at each reporting date to determine whether there is any indication of impairment. If any such indication exists, then the asset's recoverable amount is estimated and impairment losses are recognized in the Statement of Income and Expenditure. No such indication of impairment has been observed till to date.

3.9 Intangible assets

3.9.1 Recognition and measurements

Intangible assets are stated at cost. It is being increased in every year. It is being incurred on account of survey fees, technical know how, license, patent rights, under the different projects and it is to be amortized over their useful lives using straight line method from the time they are available for use as per requirements of IAS 38; "Intangible Assets".

3.9.2 Subsequent expenditure

Subsequent expenditure is capitalized only when it increases the future economic benefits embodied in the specific assets to which it relates.

3.10 Liabilities and basis of their valuation

3.10.1 Liabilities for expenses and finance

Liabilities are recognized for amounts to be paid in future for goods and services received, whether or not billed by the supplier.

3.10.2 Provisions

A provision is recognized on the date of the Statement of Financial Position. If, as a result of past events, the Authority has a present legal or constructive obligation that can be estimated reliably and it is probable that an outflow of economic benefits will be required to settle the obligation.

3.11 Borrowing cost

Borrowing costs are recognized as expenses in the period in which they are incurred unless capitalization is allowed under IAS 23 "Borrowing Costs".

3.12 Employee benefits

The Authority has accounted for and disclosed employee benefits in compliance with the provisions of IAS 19: "Employee Benefits".

The cost of employee benefits is charged off as revenue expenditure in the period to which the contributions relate. BTMC's employee benefits include the following:

a) Defined contribution plan

This represents recognized General Provident Fund(GPF) for all its permanent employees. Assets of the provident fund are vested with a trustee board for the purpose of administration as per the relevant rule.

3.13 Statement of cash flows

Statement of cash flows has been prepared using indirect method.

3.14 Taxation

Provision for income tax has been made in the accounts @ 35% as applicable for corporations considering income tax ordinance 1984 and accounted for in accordance with IAS 12 income taxes.



Bangladesh Textile Mills Corporation
7-9, Kawran Bazar, Dhaka-1215

Schedule of Fixed Assets
As on 30 June 2020

Schedule A-1										
SL. No.	Particulars	Original Cost as on 01.07.2019	Addition for the Year	Total Cost as on 30 June 2020	Depreciation as on 01.07.2019	Written Down value before Depreciation Charge	Depreciation Charge for the Year	Total Depreciation as on 30.06.2020	Written Down Value as on 30.06.2020	
1	BTMC Head Office (Sch A-1.1)	642,193,359	14,532,207	656,725,566	184,097,429	472,628,137	15,065,175	199,162,604	457,562,962	
2	TIDC Office (Sch A-1.2)	27,726,132	-	27,726,132	14,204,856	13,436,079	-	14,204,856	13,521,276	
3	Liaison Office (Sch A-1.3)	5,057,585	-	5,057,585	4,256,018	801,567	-	4,256,018	801,567	
	Total	674,977,076	14,532,207	689,509,283	202,558,303	486,865,783	15,065,175	217,623,478	471,885,805	

Bangladesh Textile Mills Corporation
7-9, Kawran Bazar, Dhaka-1215

Schedule of Fixed Assets
As on 30 June 2019

SL. No.	Particulars	Original Cost as on 01.07.2018	Addition for the Year	Total Cost as on 30 June 2019	Depreciation as on 01.07.2018	Written Down value before Depreciation Charge	Depreciation Charge for the Year	Total Depreciation as on 30.06.2019	Written Down Value as on 30.06.2019
1	BTMC Head Office (Sch A-1.1)	638,304,160	3,889,199	642,193,359	169,658,053	472,535,306	14,439,376	184,097,429	458,095,930
2	TIDC Office (Sch A-1.2)	27,726,132	-	27,726,132	14,204,856	13,521,276	-	14,204,856	13,521,276
3	Liaison Office (Sch A-1.3)	5,057,585	-	5,057,585	4,212,795	844,789	43,223	4,256,018	801,567
	Total	671,087,877	3,889,199	674,977,076	188,075,704	486,901,371	14,482,599	202,558,303	472,418,773



7-9, Kawran Bazar, Dhaka-1215
Schedule of Fixed Assets
As on 30, June 2020

Schedule A-1a										
SL.No.	Particulars	Original cost as on 01-07-2019	Add/Adj. during the year	Total cost As on 30.06.2020	Depreciation As on 01.07.2019	Written down Value before charge	Rate	Deprecation for the year	Total Depreciation 30.06.2020	Written Down Value as on 30.06.2020
1	2	3	4	5=(3+4)	6	7=(5-6)	8	9	10=(6+9)	11=(5-10)
A. Land & Land Development										
1	Land	74,864,592	-	74,864,592	-	74,864,592	-	-	-	74,864,592
2	Play ground	8,454	-	8,454	-	8,454	-	-	-	8,454
3	Road	112,226	-	112,226	100,394	11,832	7.00%	828	101,222	11,004
	Sub-Total -A	74,985,272	-	74,985,272	100,394	74,884,878		828	101,222	74,884,050
B. Building & Other Construction										
1	Office Building (BTMC Bhaban)	418,376,977	805,857	419,182,834	93,428,541	325,754,293	2.50%	8,143,857	101,572,398	317,610,436
2	Lift(BTMC Bhaban)	20,121,190	32,500	20,153,690	9,889,181	10,264,509	10.00%	1,026,451	10,915,632	9,238,058
3	Banani Housing Complex	11,158,637	-	11,158,637	5,791,664	5,366,973	3.00%	161,009	5,952,673	5,205,964
4	Hatkhal Boundary Wall	1,027,257	-	1,027,257	483,124	544,133	5.00%	27,207	510,331	516,926
5	Hatkhal Housing	4,384,106	-	4,384,106	1,238,158	3,145,948	5.00%	157,297	1,395,455	2,988,651
6	Temporary BTMC Bhaban	17,927	-	17,927	17,927	-	5.00%	-	17,927	-
7	Motor Guorage	215,284	-	215,284	215,284	-	5.00%	-	215,284	-
8	Electrical Installation	24,006,033	-	24,006,033	10,960,967	13,045,066	10.00%	1,304,507	12,265,474	11,740,559
9	Ware House	284,622	-	284,622	264,846	19,776	5.00%	989	265,835	18,787
10	Transit Depot	263,720	-	263,720	241,045	22,675	5.00%	1,134	242,179	21,541
11	Tube-well	66,176	-	66,176	57,642	8,534	10.00%	853	58,495	7,681
12	Semi pucca office Godown	194,187	-	194,187	178,558	15,629	8.00%	1,250	179,808	14,379
13	Boundary Wall	611,714	-	611,714	601,754	9,960	20.00%	1,992	603,746	7,968
14	Others	591,340	-	591,340	479,384	111,956	20.00%	22,391	501,775	89,565
15	Partition wall	731,938	-	731,938	322,930	409,008	10.00%	40,901	363,831	368,107
16	Fatullah Housing	768,806	-	768,806	356,055	412,751	5.00%	20,638	376,693	392,113
17	BTMC Name Plate	477,000	-	477,000	68,033	408,967	5.00%	20,448	88,481	388,519
18	Sub-Station	7,665,400	-	7,665,400	2,063,683	5,601,717	10.00%	560,172	2,623,855	5,041,545
19	Security Brack	1,408,559	-	1,408,559	103,023	1,305,536	2.50%	32,638	135,661	1,272,898
20	Solar Pannel	3,220,000	-	3,220,000	872,620	2,347,380	10.00%	234,738	1,107,358	2,112,642
21	Under Reserver Tank	1,472,648	-	1,472,648	399,088	1,073,560	10.00%	107,356	506,444	966,204
	Sub-Total -B	497,063,521	838,357	497,901,878	128,033,507	369,868,371		11,865,828	139,899,335	358,002,543



SL.No.	Particulars	Original cost as on 01-07-2019	during the year	Total cost as on 30.06.2020	Depreciation As on 01.07.2019	Value before charge	Rate	Depreciation for the year	Depreciation 30.06.2020	Value as on 30.06.2020
1	2	3	4	5=(3+4)	6	7=(5-6)	8	9	10=(6+9)	11=(5-10)
C. Machinery & Equipment										
1	Office Equipment	3,473,319	-	3,473,319	3,083,759	389,560	10.00%	38,956	3,122,715	350,604
2	Telephone & Fax	1,750,173	-	1,750,173	1,306,746	443,427	10.00%	44,343	1,351,089	399,084
3	Telephone of Ministry of Textile	212,370	-	212,370	205,167	7,203	10.00%	720	205,887	6,483
4	Mechanical Equipment	382,783	313,968	696,751	327,218	369,533	20.00%	73,907	401,125	295,626
5	Medical Equipment	88,579	-	88,579	64,081	24,498	10.00%	2,450	66,531	22,048
6	Training Equipment & Micro phor	193,500	-	193,500	56,448	137,052	10.00%	13,705	70,153	123,347
7	Quality Control equipment	22,972,331	-	22,972,331	21,849,027	1,123,304	10.00%	112,330	21,961,357	1,010,974
8	Intercom set	119,447	-	119,447	100,869	18,578	10.00%	1,858	102,727	16,720
9	Computer	4,632,090	414,095	5,046,185	3,682,707	1,363,478	30.00%	409,043	4,091,750	954,435
10	Fire Extinguisher	1,734,664	-	1,734,664	944,312	790,352	15.00%	118,553	1,062,865	671,799
11	Other equipment & CC Camera	592,171	24,500	616,671	250,351	366,320	25.00%	91,580	341,931	274,740
12	Mobile Set	24,948	-	24,948	6,761	18,187	10.00%	1,819	8,580	16,368
Sub-Total -C		36,176,375	752,563	36,928,938	31,877,446	5,051,492		909,264	32,786,710	4,142,228
D. Transport										
1	Car and Jeep	25,883,225	12,023,000	37,906,225	18,015,025	19,891,200	10.00%	1,989,120	20,004,145	17,902,080
2	Bus and Truck	2,179,472	-	2,179,472	2,030,279	149,193	25.00%	37,298	2,067,577	111,895
3	Bi-Cycle	10,765	-	10,765	10,765	-	20.00%	-	10,765	-
Sub-Total -D		28,073,462	12,023,000	40,096,462	20,056,069	20,040,393		2,026,418	22,082,487	18,013,975
E. Furniture										
1	Office Furniture	3,509,537	618,257	4,127,794	2,087,656	2,040,138	6.00%	122,408	2,210,064	1,917,730
2	Residential Furniture	3,180	-	3,180	2,952	228	6.00%	14	2,966	214
3	Guest House Furniture	16,500	-	16,500	14,907	1,593	6.00%	96	15,003	1,497
4	Training Institute Furniture	36,815	-	36,815	34,000	2,815	6.00%	169	34,169	2,646
5	Ministry of Textile	232,306	-	232,306	199,340	32,966	6.00%	1,978	201,318	30,988
6	Cabin and Panel	542,246	-	542,246	485,351	56,895	20.00%	11,379	496,730	45,516
7	Others	457,999	-	457,999	243,359	214,640	20.00%	42,928	286,287	171,712
Sub-Total -E		4,798,583	618,257	5,416,840	3,067,565	2,349,275		178,971	3,246,536	2,170,304
F. Sundry Assets										
1	Crockeries and Cutleries	379,355	300,030	679,385	333,474	345,911	20.00%	69,182	402,656	276,729
2	Books	190,674	-	190,674	160,437	30,237	20.00%	6,047	166,484	24,190
3	Cutleries Ministry	12,699	-	12,699	12,699	-	20.00%	-	12,699	-
4	Blanket and Screens	171,867	-	171,867	165,513	6,354	15.00%	953	166,466	5,401
5	Radio and Television	148,992	-	148,992	106,766	42,226	15.00%	6,333	113,099	35,893
6	Other Assets	192,559	-	192,559	183,559	9,000	15.00%	1,350	184,909	7,650
Sub-Total -F		1,096,146	300,030	1,396,176	962,448	433,728		83,865	1,046,313	349,863
Grand Total: (A+B+C+D+E+F)		642,193,359	14,532,207	656,725,566	184,097,429	472,628,137		15,065,175	199,162,604	457,562,962



1-9, KAWKAN BAZAR, DHAKA-1213
Schedule of fixed Assets (TIDC)
For the year ended 30th June 2020

SL.No.	Particulars	Original cost as on 01-07-2019	Add/Adj. during the year	Total cost As on 30.06.2020	Depreciation As on 30.06.2019	Written down Value before charge	Rate	Depreciation for the year	Schedule A-1b	
									3	4
1	2	3	4	5=(3+4)	6	7=(5-6)	8	9	10=(6+9)	11=(5-10)
A	Land & Land Development									
1	Land	1,398,756	-	1,398,756	-	1,398,756	-	-	-	1,398,756
2	Land Development	2,313,239	-	2,313,239	-	2,313,239	-	-	-	2,313,239
3	Road	878,133	-	878,133	-	878,133	-	-	-	878,133
	Sub-Total -A	4,590,128	-	4,590,128	-	4,590,128				4,590,128
B	Building & Other Construction									
1	Institute Bhaban Chittagong Zone	4,231,491	-	4,231,491	3,030,221	1,201,270	5.00%	-	3,030,221	1,201,270
2	Quality Control Bhaban	457,393	-	457,393	174,658	282,735	2.5%	-	174,658	282,735
3	Administrative Bhaban	1,700,919	-	1,700,919	787,074	913,845	2.5%	-	787,074	913,845
4	Academic Bhaban	2,068,773	-	2,068,773	893,554	1,175,219	2.5%	-	893,554	1,175,219
5	Hostel Bhaban	3,857,894	-	3,857,894	1,754,866	2,103,028	2.5%	-	1,754,866	2,103,028
6	Principal Bhaban	1,202,660	-	1,202,660	483,350	719,310	2.5%	-	483,350	719,310
7	Officers Quarter	1,734,497	-	1,734,497	716,860	1,017,637	2.5%	-	716,860	1,017,637
8	Medical Centre	256,894	-	256,894	85,567	171,327	2.5%	-	85,567	171,327
9	Guest House	337,312	-	337,312	120,359	216,953	3.00%	-	120,359	216,953
10	Gate and Gate House	45,794	-	45,794	16,034	29,760	2.5%	-	16,034	29,760
11	Border Wall	879,269	-	879,269	406,213	473,056	2.5%	-	406,213	473,056
12	RMS Board	9,738	-	9,738	6,244	3,494	5.00%	-	6,244	3,494
13	Sign GM Board	15,945	-	15,945	7,241	8,704	2.5%	-	7,241	8,704
14	Water Line	105,455	-	105,455	96,616	8,839	10.00%	-	96,616	8,839
15	Gas Line	387,418	-	387,418	300,132	87,286	5.00%	-	300,132	87,286
16	Yard Electricity	276,552	-	276,552	258,621	17,931	10.00%	-	258,621	17,931
17	440 Volt Electricity Line	55,917	-	55,917	52,426	3,491	10.00%	-	52,426	3,491
18	Iron Fence	90,000	-	90,000	90,000	-	50.00%	-	90,000	-
19	Water Ventilation Line	410,755	-	410,755	374,431	36,324	10.00%	-	374,431	36,324
20	Guard Shed	19,273	-	19,273	8,188	11,085	2.5%	-	8,188	11,085
21	Iron Gate	1,475	-	1,475	515	960	2.5%	-	515	960
22	Canteen House	3,911	-	3,911	3,336	575	10.00%	-	3,336	575
	Sub-Total -B	18,149,335	-	18,149,335	9,666,506	8,482,829			9,666,506	8,482,829



SL No	Particulars	on 01-07-2019	during the year	on 30.06.2020	on 30.06.2019	Value before charge	Rate	for the year	Depreciation	Value as on
1	2	3	4	5=(3+4)	6	7=(5-6)	8	9	10=(6+9)	11=(5-10)
C	Machinery & Equipment									
1	Machinery	718,568	-	718,568	653,503	65,065	10.00%	-	653,503	65,065
2	Factory Building	9,300	-	9,300	8,747	553	10.00%	-	8,747	553
3	Office Equipment	176,914	-	176,914	172,473	4,441	15.00%	-	172,473	4,441
4	Lab. Instrument	13,046	-	13,046	12,151	895	10.00%	-	12,151	895
5	Medical Instrument	3,397	-	3,397	3,298	99	15.00%	-	3,298	99
6	Air Condition	1,359,578	-	1,359,578	1,353,165	6,413	20.00%	-	1,353,165	6,413
7	Sports Instrument	10,354	-	10,354	10,340	14	25.00%	-	10,340	14
8	Electric Instrument	6,725	-	6,725	6,551	174	15.00%	-	6,551	174
9	Other Instrument	5,650	-	5,650	5,507	143	15.00%	-	5,507	143
	Sub-Total -C	2,303,532	-	2,303,532	2,225,735			-	2,225,735	77,797
D	Transport (Car)	801,514	-	801,514	794,114	7,400	20.00%	-	794,114	7,400
	Sub-Total -D	801,514	-	801,514	794,114			-	794,114	7,400
E	Furniture									
1	Office Furniture	859,286	-	859,286	646,121	213,165	6.00%	-	646,121	213,165
2	Office Furniture (QCO)	6,236	-	6,236	4,310	1,926	6.00%	-	4,310	1,926
3	Residential Furniture	10,300	-	10,300	7,182	3,118	6.00%	-	7,182	3,118
4	Ceiling Fan	123,717	-	123,717	105,042	18,675	6.00%	-	105,042	18,675
5	Air Cooler	52,500	-	52,500	52,408	92	20.00%	-	52,408	92
6	Hostel Furniture	388,306	-	388,306	302,065	86,241	6.00%	-	302,065	86,241
7	Telephone	31,621	-	31,621	10,815	20,806	2.50%	-	10,815	20,806
	Sub-Total -E	1,471,966	-	1,471,966	1,127,943	344,023		-	1,127,943	344,023
F	Sundry Assets									
1	Books	41,100	-	41,100	40,273	827	20.00%	-	40,273	827
2	Soft Furniture	198,820	-	198,820	190,020	8,800	15.00%	-	190,020	8,800
3	Cookeries	68,407	-	68,407	66,959	1,448	20.00%	-	66,959	1,448
4	Television	7,390	-	7,390	7,258	132	15.00%	-	7,258	132
5	Balancing Machine	3,000	-	3,000	2,328	672	15.00%	-	2,328	672
6	Micro Phone	24,980	-	24,980	20,350	4,630	10.00%	-	20,350	4,630
7	Boat	3,885	-	3,885	3,549	336	20.00%	-	3,549	336
8	Charge Light	7,200	-	7,200	6,953	247	20.00%	-	6,953	247
9	Spray Machine	1,950	-	1,950	1,950	-	20.00%	-	1,950	-
10	Grass Cutter Machine	24,000	-	24,000	24,000	-	20.00%	-	24,000	-
11	Fire Extinguisher	28,925	-	28,925	26,918	2,007	15.00%	-	26,918	2,007
	Sub-Total -F	409,657	-	409,657	390,558	19,099		-	390,558	19,099
	Grand Total (A+B+C+D+E+F)	27,726,132	-	27,726,132	14,204,856	13,436,079		-	14,204,856	13,521,276



Schedule of fixed Assets (Liaison Office)
For the year ended 30 June 2020

Schedule A-Ic										
SL.No.	Particulars	Original cost as on 01-07-2019	Add/Adj. during the year	Total cost As on 30.06.2020	Depreciation As on 30.06.2019	Written down Value before charge	Rate	Deprecation for the year	Total Depreciation 30.06.2020	Written Down Value as on 30.06.2020
1	2	3	4	5=(3+4)	6	7=(5-6)	8	9	10=(6+9)	11=(5-10)
A	Land & Land Development									
1	Railway Sydling	175,000	-	175,000	169,094	5,906	7.00%	-	169,094	5,906
	Sub-Total -A	175,000	-	175,000	169,094	5,906			169,094	5,906
B	Building & Other Construction									
1	Security Cheek Post	3,901	-	3,901	3,415	486	5.00%	-	3,415	486
2	Tube Well	5,082	-	5,082	4,989	93	10.00%	-	4,989	93
3	Godown No.1&2	4,140,024	-	4,140,024	3,355,761	784,263	5.00%	-	3,355,761	784,263
	Sub-Total -B	4,149,007	-	4,149,007	3,364,165	784,842			3,364,165	784,842
C	Machinery & Equipment									
1	Office Equipment	113,847	-	113,847	112,397	1,450	15.00%	-	112,397	1,450
2	Medical equipment	2,335	-	2,335	2,292	43	15.00%	-	2,292	43
3	Fire Fighting Equipment	105,453	-	105,453	104,772	681	15.00%	-	104,772	681
4	Installation of Overhead Line	52,504	-	52,504	52,120	384	10.00%	-	52,120	384
5	Electrical Overhead Line	164,884	-	164,884	161,929	2,955	10.00%	-	161,929	2,955
6	Local First at T.V.	13,403	-	13,403	13,097	306	10.00%	-	13,097	306
7	Weighing Scale	129,030	-	129,030	125,056	3,974	10.00%	-	125,056	3,974
	Sub-Total -C	581,457	-	581,457	571,664	9,793			571,664	9,793
D	Furniture & Fixture									
1	Office Furniture	77,328	-	77,328	76,634	694	15.00%	-	76,634	694
	Sub-Total -D	77,328	-	77,328	76,634	694			76,634	694
E	Sundry Assets									
1	Soft Furniture	12,057	-	12,057	11,948	109	15.00%	-	11,948	109
2	Books and Periodical	2,160	-	2,160	2,160	-	20.00%	-	2,160	-
3	Telephone	60,576	-	60,576	60,353	223	15.00%	-	60,353	223
	Sub-Total -E	74,793	-	74,793	74,461	332			74,461	332
	Grand Total (A+B+C+D+E)	5,057,585	-	5,057,585	4,256,018	801,567			4,256,018	801,567



BANGLADESH TEXTILE MILLS CORPORATION
BTMC BHABAN
7-9, KAWRAN BAZAR, DIIAKA-1215
Schedule of Govt. Equity
For the year ended 30 June 2020

Schedule-A-2

L.	Particulars	BMRE Project ADP Converted	Bank Loan Converted	Cash Infusion	Amount in Taka	
					30 June 2020	30 June 2019
1	Olympia Textile Mills Ltd	17,184,100	-	155,779,000	172,963,100	172,963,100
2	Orient Textile Mills Ltd	-	4,489,000	10,211,000	14,700,000	14,700,000
3	Ahmed Bawany Textile Mills Ltd	24,570,700	29,345,000	62,352,000	116,267,700	116,267,700
4	Kohinoor Spg. Mills Ltd	-	-	82,707,000	82,707,000	82,707,000
5	Quaderia Textile Mills Ltd	22,300,000	11,285,000	4,595,000	38,180,000	38,180,000
6	Kishorgong Textile Mills Ltd	-	-	138,872,639	138,872,639	138,872,639
7	Karilin Silke Mills Ltd	4,149,900	-	37,306,990	41,456,890	41,456,890
8	Kurigram Textile Mills Ltd	-	9,839,000	27,359,000	37,198,000	37,198,000
9	Kokil Textile Mills Ltd	3,776,000	14,055,000	38,058,000	55,889,000	55,889,000
10	Khulna Textile Mills Ltd	-	-	15,800,000	15,800,000	15,800,000
11	Chittaranjan Cotton Mills	14,823,000	-	86,699,000	101,522,000	101,522,000
12	Chisty Textile Mills	4,245,000	10,957,000	17,762,000	32,964,000	32,964,000
13	Zenat Textile Mills Ltd	27,931,000	-	156,190,000	184,121,000	184,121,000
14	Zofine Fabrics Ltd	-	-	14,081,000	14,081,000	14,081,000
15	Tangail Cotton Mills Ltd	6,955,000	19,492,000	64,356,000	90,803,000	90,803,000
16	Dhaka Cotton mills Ltd	21,586,000	-	83,283,000	104,869,000	104,869,000
17	Darwany Textile Mills Ltd	-	-	107,725,000	107,725,000	107,725,000
18	Dinajpur Textile Mills Ltd	-	-	98,671,000	98,671,000	98,671,000
19	Dost Textile Mills Ltd	7,701,000	9,751,000	7,772,000	25,224,000	25,224,000
20	National Cotton Mills Ltd	-	-	152,467,000	152,467,000	152,467,000
21	Noakhali Textile Mills Ltd	-	-	109,075,000	109,075,000	109,075,000
22	Barisal Textile Mills Ltd	-	-	102,910,000	102,910,000	102,910,000
23	Bangladesh Textile Mills Ltd	39,052,000	-	52,267,558	91,319,558	91,319,558
24	Valika Wollen Mills Ltd	12,540,300	-	9,180,700	21,721,000	21,721,000
25	Monno Textile Mills Ltd	22,833,000	-	44,524,000	67,357,000	67,357,000
26	Madaripur Textile Ltd	-	-	82,588,000	82,588,000	82,588,000
27	Magura Textile Mills Ltd	-	11,534,000	123,948,000	135,482,000	135,482,000
28	Meghna Textile Mills Ltd	46,153,000	-	34,575,000	80,728,000	80,728,000
29	Rangamati Textile Mills Ltd	-	6,017,000	54,713,000	60,730,000	60,730,000
30	Rajshahi Textile Mills Ltd	-	14,117,000	99,844,000	113,961,000	113,961,000
31	Luxminarayan Cotton Mills Ltd	13,363,000	-	57,613,146	70,976,146	70,976,146
32	Sharmin Textile Mills Ltd	12,524,000	-	51,799,000	64,323,000	64,323,000
33	Satrang Textile Mills Ltd	7,579,000	-	38,059,000	45,638,000	45,638,000
34	Sylhet Textile Mills Ltd	-	7,150,000	72,638,000	79,788,000	79,788,000
35	Sundarban Textile Mills Ltd	-	-	138,651,000	138,651,000	138,651,000
36	Amin Textile Mills-1 Ltd	1,404,000	10,777,000	-	12,181,000	12,181,000
37	R.R Textile Mills-1 Ltd	5,310,000	24,043,000	-	29,353,000	29,353,000
38	Bengal Textile Mills-1 Ltd	11,160,000	5,495,000	-	16,655,000	16,655,000
39	Bengal Textile Mills-2 Ltd	-	3,054,000	-	3,054,000	3,054,000
	Total	327,140,000	191,400,000	2,434,432,033	2,952,972,033	2,952,972,033



BANGLADESH TEXTILE MILLS CORPORATION
BTMC BHABAN
7-9, KAWRAN BAZAR, DHAKA-1215
Schedule of Govt. Grant
For the year ended 30 June 2020

Schedule-A-3

SL.	Name of the mills	Grand for option running mills	Grant for option lay-off mills	Amount in Taka	
				30 June 2020	30 June 2019
A.	BTMC, TIDC and Liaison office				
1	BTMC (HO)	89,258,218	-	89,258,218	89,258,218
2	TIDC	10,176,256	-	10,176,256	10,176,256
3	BTMC Liaison Office	3,182,965	-	3,182,965	3,182,965
	Sub-Total -A	102,617,438	-	102,617,438	102,617,438
B.	Running Mills				
1	Amin Textile Mills Ltd.	18,911,320	-	18,911,320	18,911,320
2	Darwani Textile Mills Ltd	1,838,799	-	1,838,799	1,838,799
3	Bengal Textile Mills Ltd.	18,664,069	-	18,664,069	18,664,069
4	Rangamati Textile Mills Ltd.	2,923,195	-	2,923,195	2,923,195
5	Rajshahi Textile Mills Ltd.	6,582,281	-	6,582,281	6,582,281
6	Sunderban Textile Mills Ltd	2,027,841	-	2,027,841	2,027,841
	Sub-Total -B	50,947,504	-	50,947,504	50,947,504
C.	Closed/Lay-Off Mills				
1	Ahmed Bawany Textile Mills Ltd.	42,146,427	20,002,500	62,148,927	62,148,927
2	R.R Textile Mills Ltd.	25,342,987	-	25,342,987	25,342,987
3	Quaderia Textile Mills Ltd	16,719,625	-	16,719,625	16,719,625
4	Kurigram Textile Mills Ltd.	1,109,101	-	1,109,101	1,109,101
5	Sylhet Textile Mills Ltd.	2,231,847	-	2,231,847	2,231,847
6	Valika Woollen Mills Ltd	3,380,220	-	3,380,220	3,380,220
7	Dinajpur Textile Mills Ltd.	5,555,385	-	5,555,385	5,555,385
8	Dost Textile Mills Ltd.	16,092,977	-	16,092,977	16,092,977
9	Tangial Cotton Mills Ltd.	34,886,066	-	34,886,066	34,886,066
10	Kokil Textile Mills Ltd.	21,374,942	-	21,374,942	21,374,942
11	Khulna Textile Mills Ltd.	1,993,677	77,178,052	79,171,728	79,171,728
12	The Chittaranjan Cotton Mills Ltd	41,752,335	17,430,500	59,182,835	59,182,835
13	National Cotton Mills Ltd.	18,818,645	7,745,090	26,563,735	26,563,735
14	R.R Textile Mills Ltd.	-	7,975,200	7,975,200	7,975,200
15	Bangladesh Textile Mills Ltd.	3,781,724	70,837,098	74,618,822	74,618,822
16	Magura Textile Mills Ltd.	4,077,492	-	4,077,492	4,077,492
17	Satrang Textile Mills Ltd.	15,031,134	-	15,031,134	15,031,134
	Sub-Total -C	254,294,583	201,168,440	455,463,023	455,463,023
D.	Sold Mills				
1	Engineering Industries Ltd.	2,896,667	1,746,254	4,642,921	4,642,921
2	Kohinoor Spg. Mills Ltd.	3,576,021	38,804,624	42,380,645	42,380,645
3	Kishoregonj Textile Mills Ltd.	2,511,988	46,478,522	48,990,510	48,990,510
4	Zofine Fabrics Ltd.	406,679	2,390,444	2,797,123	2,797,123
5	Noakhali Textile Mills Ltd.	2,291,035	25,616,267	27,907,302	27,907,302
6	Madaripur Textile Mills Ltd.	2,858,961	27,761,405	30,620,366	30,620,366
7	Sarmin Textile Mills Ltd.	4,453,363	52,266,928	56,720,291	56,720,291
8	Barisal Textile Mills Ltd.	3,198,217	40,097,580	43,295,797	43,295,797
9	Zeenaat Textile Mills Ltd.	40,307,911	12,740,500	53,048,411	53,048,411
	Sub-Total -D	62,500,843	247,902,524	310,403,367	310,403,367
E.	Handed Over Mills				
1	Olympia Textile Mills Ltd.	71,273,499	14,002,500	85,275,999	85,275,999
2	Karilin Silk Mills Ltd.	7,072,710	-	7,072,710	7,072,710
3	Dhaka Cotton Mills Ltd.	9,776,902	78,773,098	88,550,000	88,550,000
4	Pylon Industries Ltd.	9,868,520	-	9,868,520	9,868,520
5	Monnoo Textile Mills Ltd.	34,790,388	-	34,790,388	34,790,388
6	Meghna Textile Mills Ltd.	17,450,292	8,240,500	25,690,792	25,690,792
7	Luxminarayan Cotton Ltd.	33,325,618	10,002,500	43,328,118	43,328,118
	Sub-Total -E	183,557,928	111,018,598	294,576,527	294,576,527
F.	Liquidated Mills				
1	Orient Textile Mills Ltd.	15,907,358	-	15,907,358	15,907,358
2	Chisty Textile Mills Ltd.	9,621,799	-	9,621,799	9,621,799
	Sub-Total -F	25,529,157	-	25,529,157	25,529,157
	Total (A+B+C+D+E+F)	679,447,454	560,089,562	1,239,537,015	1,239,537,015



BANGLADESH TEXTILE MILLS CORPORATION

BTMC BHABAN

7-9, KAWRAN BAZAR, DHAKA-1215

Schedule of Government Loan

For the year ended 30 June, 2020

Sl.	Name of the Mills	Salary, wages & Bonus	Provident Fund	Wages Commission	Death Retirement	Electric & Gas Running/Closed Mills	Electric & Gas Sold/Closed/Liquidated	Salary & Wages (Laid off Mills)	Option	Bank Loan Repayment	Municipal Tax	Barbed Wire fence	Amount in Taka	
													30 June 2020	30 June 2019
A Running Mills :														
1	Amin Textile - 1 Ltd.	90,618,949	742,219	13,969,592	3,965,364	10,817,000	-	-	331,862,657	-	-	-	451,975,781	451,975,781
2	Bengal Textile Ltd.	68,040,957	1,046,923	15,020,192	6,141,002	-	-	-	321,502,385	-	-	-	411,751,459	411,751,459
3	Rangamati Textile Ltd.	82,306,959	1,086,000	6,398,605	3,225,630	23,146,000	-	-	133,522,421	-	-	-	249,685,614	249,685,614
4	Rajshahi Textile Ltd.	135,733,047	542,000	6,801,702	1,359,840	18,274,000	-	-	176,834,214	-	-	-	339,544,802	339,544,802
5	Sundarban Textile Ltd.	27,333,321	-	11,712,870	3,004,767	8,596,000	-	-	306,215,535	-	-	-	356,862,493	356,862,493
6	Darwani Textile Ltd.	18,061,920	-	7,406,937	2,400,673	16,761,000	-	-	184,971,220	-	-	-	229,601,751	229,601,751
	Sub-Total -A	422,095,153	3,417,142	61,309,897	20,097,276	77,594,000	-	-	1,454,908,432	-	-	-	2,039,421,900	2,039,421,900
B BTMC Closed Mills														
1	Amin Textile - 2 Ltd.	-	-	-	-	9,549,000	-	-	-	-	-	-	9,549,000	9,549,000
2	R.R. Textile Ltd.	139,677,258	3,889,263	13,209,516	424,595	8,814,000	-	-	199,156,551	-	-	-	365,171,183	365,171,183
3	Quaderia Textile Ltd.	82,792,210	2,291,000	7,525,320	1,911,410	9,145,000	-	-	161,084,239	-	-	-	264,749,180	264,749,180
4	Kunigram Textile Ltd.	83,654,338	-	5,993,110	1,037,781	12,062,000	-	-	84,676,562	-	323,273	-	187,747,063	187,747,063
5	Tangail Cotton Ltd.	139,766,763	7,084,843	7,371,474	899,253	1,139,000	-	-	126,836,945	-	-	-	283,098,278	283,098,278
6	Dinajpur Textile Ltd.	75,156,566	14,517,736	7,265,270	1,964,332	26,630,000	-	-	213,459,269	-	150,000	-	339,143,173	339,143,173
7	Dost Textile Ltd.	29,421,321	1,931,505	3,825,947	3,247,093	1,670,000	-	-	110,307,499	-	-	-	150,403,365	150,403,365
8	Valika Woolen Ltd.	1,045,000	-	387,600	3,749,035	-	-	-	58,421,470	-	-	-	63,603,105	63,603,105
9	Sylhet Textile Ltd.	116,416,290	400,325	5,522,300	1,019,916	9,038,000	-	-	117,089,145	-	-	-	249,485,976	249,485,976
10	Sarrang Textile Ltd.	59,028,990	4,689,000	2,196,766	1,079,970	3,017,000	-	-	91,805,061	7,171,575	4,458,733	-	173,447,095	173,447,095
11	Ahmed Bawany Ltd.	180,485,456	2,302,935	1,248,000	6,116,518	9,949,000	-	-	226,864,909	-	-	-	426,966,817	426,966,817
12	Magura Textile Ltd.	84,189,796	-	740,607	2,781,645	11,433,000	-	-	100,848,563	-	-	-	199,993,611	199,993,611
13	Khulna Textile Ltd.	16,520,072	-	-	263,500	-	-	-	3,849,252	-	-	-	20,632,824	20,632,824
14	Chittaranjan Cotton Ltd.	139,732,670	9,031,000	10,189,875	3,867,019	-	-	-	140,683,776	-	-	-	303,504,339	303,504,339
	Sub-Total -B	1,147,886,731	46,137,607	65,475,785	28,362,065	102,446,000	-	-	1,635,083,240	7,171,575	4,932,006	-	3,037,495,009	3,037,495,009
C Mills Handed To Workers														
1	Olympia Textile Ltd.	138,615,054	29,314,000	12,521,823	1,786,497	1,718,000	-	-	169,778,709	-	162,791	-	353,896,874	353,896,874
2	Monnoo Textile Ltd.	104,749,232	8,374,000	9,949,656	2,039,556	2,152,000	-	-	190,541,508	-	290,114	-	318,096,065	318,096,065
3	National Cotton Ltd.	61,941,501	4,589,897	2,362,107	285,909	448,000	-	-	72,934,807	-	-	-	142,582,220	142,582,220
4	Fine Cotton Ltd.	752,045	-	-	-	-	-	-	-	-	-	-	752,045	752,045
5	Meghna Textile Ltd.	73,086,560	3,339,000	5,110,827	665,398	1,125,000	-	-	117,742,444	-	-	197,718	201,266,946	201,266,946
6	Kerlin Silk Mills Ltd.	15,699,114	3,422,000	345,675	708,059	-	-	-	22,035,370	4,501,014	-	-	46,711,232	46,711,232
7	Pylon Industries Ltd.	24,049,237	236,000	-	1,585,322	3,067,000	-	-	34,029,475	-	-	-	62,967,034	62,967,034
8	Luxminarayan Ltd.	103,507,465	5,442,046	7,789,542	1,736,994	5,632,000	-	-	94,609,541	-	-	-	218,717,589	218,717,589
9	Dhaka Cotton Ltd.	12,467,176	-	-	975,546	4,840,000	-	-	2,791,324	-	-	-	21,074,046	21,074,046
	Sub-Total -C	534,867,385	54,716,943	38,079,629	9,783,280	18,982,000	-	-	704,483,178	4,501,014	162,791	487,832	1,366,064,052	1,366,064,052



Sl.	Name of the Mills	Salary, wages & Bonus	Provident Fund	Wages Commission	Death Retirement	Electric & Gas Running/Closed Mills	Electric & Gas Solid/Closed/Liquidated	Salary & Wages (Laid off Mills)	Option	Bank Loan Repayment	Municipal Tax	Barbed Wire fence	Amount in Taka	
													30 June 2020	30 June 2019
D	Liquidated Mills													
1	Chisty Textile Ltd.	54,448,421	3,755,000	2,368,415	1,985,548	1,903,000	-	-	80,574,620	-	-	-	145,035,004	145,035,004
2	Bangladesh Textile Ltd	4,366,933	371,000	-	1,177,523	5,900,224	-	-	2,116,107	-	-	-	13,931,787	13,931,787
3	Orient Textile Ltd	76,197,761	5,540,617	5,254,202	1,878,052	3,663,000	-	-	76,177,813	-	-	-	168,711,445	168,711,445
4	Muslim Cotton Ltd	-	-	-	-	-	-	-	3,696,497	-	-	-	3,696,497	3,696,497
	Sub-Total -D	135,013,115	9,666,617	7,622,617	5,041,123	11,466,224	-	-	162,565,036	-	-	-	331,374,733	331,374,733
E	Sold Mills													
1	Kokil Textile Ltd	60,926,466	5,983,000	3,896,612	999,088	5,143,000	-	-	62,723,456	-	-	-	139,671,621	139,671,621
2	Zeenath Textile Ltd	118,969,832	9,831,000	14,025,000	345,983	-	-	-	140,184,715	-	-	-	283,356,530	283,356,530
3	Engineering Ltd	2,011,067	1,265,847	-	366,775	-	-	938,342	722,277	-	-	-	5,304,307	5,304,307
4	Kohinoor Spng Ltd.	-	-	-	-	7,254,139	-	-	-	-	-	-	7,254,139	7,254,139
5	Zofine Fabrics Ltd	-	-	-	-	-	147,555	92,000	-	-	-	-	239,555	239,555
6	Bansal Textile Ltd	-	-	-	-	-	6,820,256	1,082,654	-	-	-	-	7,902,910	7,902,910
7	Kishoregong Textile Ltd.	-	-	-	-	-	517,153	963,600	-	-	-	-	1,480,753	1,480,753
8	Madaripur Textile Ltd.	-	-	-	-	-	968,365	247,767	-	-	68,610	-	1,284,742	1,284,742
9	Sharmin Textile Ltd.	-	-	-	-	-	3,707,418	68,000	125,497	-	-	-	3,900,915	3,900,915
10	Noakhali Textile Ltd.	2,389,120	-	-	-	-	2,829,000	5,072,508	861,067	-	627,068	-	11,778,763	11,778,763
	Sub-Total -E	184,296,485	17,079,847	17,921,612	1,711,846	12,397,139	14,989,746	8,464,871	204,617,011	-	695,678	-	462,174,235	462,174,235
F	Others													
1	Liaison Office	10,088,514	-	-	-	-	-	-	1,648,382	-	-	-	11,736,896	11,736,896
2	BTMC	-	170,662	-	-	-	-	-	52,538,237	-	-	-	52,708,900	52,708,900
3	TIDC	52,988,766	1,134,709	-	-	-	823,000	-	21,207,348	-	-	-	76,153,822	76,153,822
	Sub-Total -F	63,077,280	1,305,371	-	-	-	823,000	-	75,393,967	-	-	-	140,599,618	140,599,618
G	Privatization Commission													
1	Orient Textile Ltd.	1,840,500	-	-	-	-	-	-	-	-	-	-	1,840,500	1,840,500
2	Ahmed Bawany Ltd.	6,258,000	-	-	-	-	-	-	-	-	-	-	6,258,000	6,258,000
3	Quaderia Textile Ltd.	4,166,000	-	-	-	-	-	-	-	-	-	-	4,166,000	4,166,000
4	Kurigram Textile Ltd.	2,999,000	-	-	-	-	-	-	-	-	-	-	2,999,000	2,999,000
5	Kokil Textile Ltd.	11,531,456	-	-	-	-	-	-	-	-	-	-	11,531,456	11,531,456
6	Chittaranjan Cotton Ltd.	8,973,000	-	-	-	-	-	-	-	-	-	-	8,973,000	8,973,000
7	Chisty Textile Mills Ltd.	3,184,546	-	-	-	-	-	-	-	-	-	-	3,184,546	3,184,546
8	Zeenat Textile Ltd.	1,351,000	-	-	-	-	-	-	-	-	-	-	1,351,000	1,351,000
9	Tangail Cotton Ltd.	4,461,000	-	-	-	-	-	-	-	-	-	-	4,461,000	4,461,000
10	Noakhali Textile Ltd.	3,652,417	-	-	-	-	-	-	-	-	-	-	3,652,417	3,652,417
11	Bangladesh Textile Ltd.	3,651,267	-	-	-	-	-	-	-	-	-	-	3,651,267	3,651,267
12	Magura Textile Ltd.	2,557,000	-	-	-	-	-	-	-	-	-	-	2,557,000	2,557,000
13	Satrang Textile Ltd.	15,312,000	-	-	-	-	-	-	-	-	-	-	15,312,000	15,312,000
	Sub-Total -G	69,937,186	-	-	-	-	-	-	-	-	-	-	69,937,186	69,937,186
	Grand Total(A+B+C+D+E+F+G)	2,557,173,334	132,323,527	190,409,540	64,995,591	222,885,363	15,812,746	8,464,871	4,237,050,866	11,672,589	5,790,475	487,832	7,447,066,733	7,447,066,733



SI No	Name of the Mills	Salary, wages & Bonus	Provident Fund	Wages Commission	Electric & Gas Sold/Closed/Liquidated	Electric & Gas Running/Closed Mills	Death Retirement	Salary & Wages (Laid off Mills)	Option	Bank Loan Repayment	Municipal Tax	Barbed Wire fence	Amount in Taka	
													"30 June 2020	"30 June 2019
A Running Mills Limited :														
1	Amin Textiles-2 Ltd.	-	375,860	-	-	6,256,557	-	-	-	-	-	-	6,632,417	6,117,856
2	Rajshahi Textiles Ltd.	229,125,622	1,000,560	10,843,026	-	21,645,958	2,284,371	-	230,477,310	-	-	-	495,376,847	469,197,451
3	Darwan Textiles Ltd.	22,975,577	-	11,603,488	138,684	16,801,930	2,086,794	-	141,104,867	-	-	-	194,711,340	182,041,991
4	Sundarban Textiles Ltd.	43,843,801	-	18,957,761	-	8,797,050	2,793,693	-	213,412,362	-	-	-	287,804,667	268,578,373
5	Rangamati Textiles Ltd.	136,358,759	1,691,600	10,486,347	-	18,466,116	2,839,418	-	107,408,595	-	-	-	277,250,835	261,697,646
6	Bengal Textiles Ltd.	111,720,506	428,741	23,474,535	-	-	6,193,904	-	245,325,073	-	-	-	363,127,438	363,127,438
	Sub-Total-A	544,024,265	3,496,761	75,365,157	138,684	71,967,611	16,198,180	-	937,728,207	-	-	-	1,648,918,865	1,550,510,755
B BTMC Closed Mills Limited														
1	Amin Textile Ltd.	151,145,305	-	22,376,854	-	11,686,681	5,658,685	-	323,843,543	-	-	-	514,711,068	484,570,488
2	R R Textile Ltd.	248,906,071	5,830,962	21,552,850	-	11,386,745	711,759	-	251,246,648	-	-	-	539,635,035	511,425,324
3	Tangail Cotton Ltd.	241,226,815	13,078,529	12,549,428	-	1,156,319	1,356,959	-	188,228,998	-	-	-	457,597,048	435,636,387
4	Kurigram Textile Ltd.	140,734,659	-	9,543,166	-	15,805,517	1,488,794	-	107,043,762	-	517,231	-	275,133,129	260,833,795
5	Dinajpur Textile Ltd.	124,756,072	5,167,338	11,660,847	-	23,720,649	1,981,994	-	188,949,912	-	240,000	-	356,476,832	335,628,883
6	Dost Textile Ltd.	39,423,476	1,416,345	6,153,441	-	1,695,393	3,078,578	-	90,358,640	-	-	-	142,125,873	133,381,973
7	Sylhet Textile Ltd.	187,694,285	170,128	8,827,424	-	10,533,776	1,708,346	-	160,717,727	-	-	-	369,651,686	350,570,769
8	Valika Woolen Ltd.	856,900	-	651,311	-	-	2,305,197	-	39,367,940	-	-	-	43,181,348	39,963,829
9	Ahmed Bawany Ltd.	312,665,101	3,304,161	2,303,280	-	6,518,639	7,756,405	-	401,282,444	-	-	-	733,830,350	700,940,447
10	Magura Textile Ltd.	146,650,108	-	1,367,225	-	15,544,373	2,713,454	-	171,272,699	-	-	-	337,547,859	322,145,912
11	Khulna Textile Ltd.	21,710,835	-	-	-	-	390,685	-	2,557,671	-	-	-	24,659,191	23,277,049
12	Chittaranjan Cotton Ltd.	239,033,976	15,959,060	18,817,990	-	-	6,211,731	-	245,215,917	-	-	-	525,238,674	501,843,791
13	Quaderia Textile Ltd.	138,778,559	3,511,336	12,036,299	-	5,991,854	2,995,447	-	206,199,666	-	-	-	369,513,161	349,543,325
	Sub-Total-B	1,993,582,162	48,437,879	127,840,115	-	104,039,946	38,358,034	-	2,376,285,567	-	757,231	-	4,689,300,934	4,449,761,972
C Mills Handed To Workers														
1	Olympia Textile Ltd.	252,134,775	53,779,330	23,115,664	-	1,125,643	2,713,280	-	307,965,740	-	221,427	-	641,055,859	612,918,708
2	Monnoo Textile Ltd.	191,362,750	15,458,320	18,367,418	-	2,184,722	1,863,710	-	346,392,919	-	394,623	-	576,024,462	550,829,113
3	Fine Cotton Ltd.	1,387,788	-	-	-	-	-	-	-	-	-	-	1,387,788	1,327,624
4	Meghna Textile Ltd.	134,260,598	6,163,520	9,434,198	-	1,142,106	610,793	-	207,290,110	-	-	268,935	359,170,260	343,223,623
5	Kenlin Silk Mills Ltd.	28,752,097	6,316,960	637,734	-	3,869,460	2,672,090	-	39,923,320	7,201,620	-	-	83,338,342	79,632,140
6	Pylon Industries Ltd.	42,942,223	129,800	-	-	5,717,637	1,911,103	-	60,084,978	-	-	-	109,698,551	104,752,016
7	Luxminarayan Ltd.	189,935,613	9,938,528	14,379,423	-	4,913,795	850,910	-	172,113,272	-	-	-	393,995,376	376,641,272
8	Dhaka Cotton Ltd.	-	-	-	-	2,848,688	21,857,901	-	2,848,688	-	-	-	30,471,294	28,870,455
9	National Cotton Ltd.	113,679,761	8,184,926	4,362,346	-	293,532	528,165	-	114,609,359	-	-	-	241,658,089	230,746,249
	Sub-Total-C	954,455,605	99,971,384	70,296,783	-	19,246,895	11,656,662	-	1,251,228,386	7,201,620	221,427	663,558	2,436,800,221	2,328,941,200
D Liquidated Mills Limited														
1	Chisty Textile Mills Ltd.	28,013,957	2,552,408	1,580,635	164,008	-	463,040	-	30,460,015	-	-	-	63,234,063	63,234,063
2	Bangladesh Textile Ltd.	-	37,100	-	-	2,392,893	204,678	-	486,727	-	-	-	4,548,560	4,548,560
3	Orient Textile Ltd.	32,610,404	2,296,659	1,910,894	-	-	248,623	-	9,561,200	-	-	-	46,627,780	46,627,780
4	Muslim Cotton Mills Ltd.	-	-	-	-	-	-	-	-	-	-	-	-	-
	Sub-Total-D	60,624,361	4,886,167	3,491,529	164,008	2,392,893	916,341	-	1,427,162	-	-	-	114,410,403	114,410,403



Sl.No	Name of the Mills	Salary, wages & Bonus	Provident Fund	Wages Commission	Electric or Gas Sold/Closed/Liquidated	Electric & Gas Running/Closed Mills	Death Retirement	Salary & Wages (Laid off Mills)	Option	Bank Loan Repayment	Municipal Tax	Barbed Wire fence	Amount in Taka	
													'30 June 2020	'30 June 2019
E	Sold Mills Limited	-	-	-	-	13,390,951	-	-	-	-	-	-	13,390,951	12,810,620
1	Kohinoor Spng Ltd.	-	-	-	-	954,812	-	1,778,848	-	-	-	-	2,733,660	2,615,200
2	Kishoregong Textile Ltd.	106,558,659	8,656,520	4,055,321	-	3,062,875	1,813,648	-	152,580,118	6,884,712	2,452,299	-	286,064,152	272,748,858
3	Satrang Textile Ltd.	-	-	-	-	6,844,265	-	125,240	43,925	-	-	-	7,013,430	6,705,121
4	Sharmin Textile Ltd.	-	-	-	-	12,813,881	-	1,998,852	-	-	-	-	14,812,733	14,180,501
5	Barisal Textile Ltd.	-	-	-	-	457,342	-	1,790,909	-	-	65,868	-	2,314,119	2,211,340
6	Madaripur Textile Ltd.	169,560	-	-	-	271,885	-	-	-	-	-	-	441,445	422,281
7	Zofine Fabrics Ltd.	5,156,679	1,958,559	-	-	-	468,876	-	480,571	-	-	-	8,064,685	7,679,337
8	Engineering Ltd.	218,661,398	18,148,080	25,890,000	-	-	532,698	-	253,734,847	-	-	-	516,967,023	494,384,394
9	Zeenath Textile Ltd.	112,161,026	11,044,440	7,194,300	-	5,211,054	1,464,145	-	98,477,040	3,369,959	-	-	238,921,964	228,198,185
10	Kokil Textile Ltd.	914,732	-	-	-	5,222,720	-	4,957,467	672,368	-	759,462	-	12,526,749	12,070,533
11	Noakhali Textile Ltd.	443,622,054	39,807,599	37,139,621	-	43,007,065	4,279,367	10,651,316	505,988,869	10,254,671	3,277,629	-	1,103,250,911	1,054,026,370
F	Others	-	93,863	-	-	-	-	-	33,010,825	-	-	-	33,104,688	29,899,579
1	BTMC	12,034,045	-	-	-	-	-	2,428,529	740,944	-	-	-	15,203,518	14,314,018
2	Liaison Office	66,777,130	528,027	-	-	-	493,800	-	12,768,645	-	-	-	80,567,602	75,012,423
3	TIDC	78,811,175	621,890	-	-	-	493,800	2,428,529	46,520,414	-	-	-	128,875,808	119,226,020
Grand Total (A+B+C+D+E+F)	Sub-Total -F	4,075,119,622	197,221,680	314,133,205	5,525,412	240,654,410	71,902,384	36,364,908	5,158,259,385	17,456,291	4,256,287	663,558	10,121,557,142	9,616,876,720



BANGLADESH TEXTILE MILLS CORPORATION
BTMC BHABAN
7-9, KAWRAN BAZAR, DHAKA-1215
Schedule of Govt Loan on Treasury Bond
For the year ended 30 June,2020

Schedule-A-5			
SL No.	Name of the Mills	Amount in Taka	
		30 June 2020	30 June 2019
1	Asiatic Cotton Mills Ltd.	138,375,000	138,375,000
2	Halima Textile Mills Ltd.	214,800,000	214,800,000
3	Muslin Cotton Mills Ltd.	587,925,000	587,925,000
4	Quasem Cotton Mills Ltd.	112,200,000	112,200,000
Total		1,053,300,000	1,053,300,000

BANGLADESH TEXTILE MILLS CORPORATION
BTMC BHABAN
7-9, KAWRAN BAZAR, DHAKA-1215
Schedule of Interest on Treasury Bond
For the year ended 30 June,2020

Schedule-A-5-(a)			
SL No.	Name of the Mills	Amount in Taka	
		30 June 2020	30 June 2019
1	Asiatic Cotton Mills Ltd.	122,692,500	122,692,500
2	Halima Textile Mills Ltd.	130,312,000	130,312,000
3	Muslin Cotton Mills Ltd.	96,234,463	96,234,463
4	Quasem Cotton Mills Ltd.	99,484,000	99,484,000
Total		448,722,963	448,722,963



BANGLADESH TEXTILE MILLS CORPORATION
BTMC BHABAN
7-9, KAWRAN BAZAR, DHAKA-1215
Schedule of ADP Loan to Project
For the year ended 30 June, 2020

Schedule -A-6

SL.	Name Of The Mills	ADP Project Loan	ADP Project Loan	5 Years Interest free ADP Loan	Amount in Taka	
					30 June 2020	30 June 2019
A.	BTMC Running Mills					
1	Rangamati Textile Mills Ltd	-	(4,198,800)	10,514,749	6,315,949	6,315,949
2	Sundarban Textile Mills Ltd	-	-	-	-	-
3	Amin Textiles Ltd	-	-	-	-	-
4	Bengal Textile Mills Ltd	-	(3,222,450)	9,696,504	6,474,054	6,474,054
	Sub-Total -A	-	(7,421,250)	20,211,253	12,790,003	12,790,003
B.	BTMC Closed /Lay Off Mills					
1	Quaderia Textile Mills Ltd	-	(585,300)	1,765,876	1,180,576	1,180,576
2	Tangail Cotton Mills Ltd	-	(1,625,700)	4,211,776	2,586,076	2,586,076
3	Dost Textile Mills Ltd	-	(5,292,150)	15,572,864	10,280,714	10,280,714
4	R.R Textile Mills Ltd	-	(4,878,000)	14,180,276	9,302,276	9,302,276
5	Dinajpur Textile Mills Ltd.	-	(2,403,900)	6,580,391	4,176,491	4,176,491
6	Kokil Textile Mills Ltd.	-	1,135,270	6,533,255	7,668,525	7,668,525
	Sub-Total -B	-	(13,649,780)	48,844,438	35,194,658	35,194,658
C.	Mills Transferred To Workers & Staff					
1	Mnnoo Texle Mills Ltd.	274,050	3,165,347	-	3,439,397	3,439,397
2	Luxminarayan Coton Mills Ltd.	1,487,400	2,020,398	-	3,507,798	3,507,798
3	Dhaka Coton Mills Ltd.	-	3,416,623	-	3,416,623	3,416,623
4	Karilin Silk Mills Ltd.	-	509,626	-	509,626	509,626
5	Olympia Textile Mills Ltd.	-	3,700,208	-	3,700,208	3,700,208
6	Meghna Textile Mills Ltd.	-	35,493,910	-	35,493,910	35,493,910
	Sub-Total -C	1,761,450	48,306,112	-	50,067,562	50,067,562
D.	Liquidated Mills					
1	Orient Textile Mills Ltd.	-	(689,100)	1,829,710	1,140,610	1,140,610
2	Bangladesh Textile Mills Ltd	-	1,083,482	-	1,083,482	1,083,482
3	Chisty Textile Mills Ltd.	-	(1,993,500)	5,638,107	3,644,607	3,644,607
	Sub-Total -D	-	(1,599,118)	7,467,817	5,868,699	5,868,699
E.	Sold Mills					
1	Zeenat Textile Mills Ltd.	-	4,330,178	-	4,330,178	4,330,178
2	Noakhali Textile Mills Ltd.	-	337,300	-	337,300	337,300
	Sub-Total -E	-	4,667,478	-	4,667,478	4,667,478
	Grand Total(A+B+C+D+E)	1,761,450	30,303,442	76,523,508	108,588,400	108,588,400



BANGLADESH TEXTILE MILLS CORPORATION
BTMC BHABAN
7-9, KAWRAN BAZAR, DHAKA-1215
Schedule of Foreign Loan IDA
For the year ended 30 June,2020

		Schedule A-7	
SL No.	Name of the Mills	Amount in Taka	
		30 June 2020	30 June 2019
A	Sold Mills		
1	Quaderia Textile Mills Ltd.	603,518	603,518
2	Zeenath Textile Mills Ltd.	25,243,726	25,243,726
	Sub-Total-A	25,847,244	25,847,244
B	Mills Transferred To Workers 7 Staff		
1	Dhaka Cotton Mills Ltd.	25,373,163	25,373,163
2	Luxminaryan Cotton Mills Ltd.	16,021,826	16,021,826
3	Meghna Textile Mills Ltd.	145,179,283	145,179,283
4	Kerllin Silk Mills Ltd.	6,086,361	6,086,361
5	Monnoo Textile Mills Ltd.	32,473,911	32,473,911
6	Olympia Textile Mills Ltd.	39,276,758	39,276,758
	Sub-Total-B	264,411,302	264,411,302
Grand Total (A+B)		290,258,546	290,258,546

BANGLADESH TEXTILE MILLS CORPORATION
BTMC BHABAN
7-9, KAWRAN BAZAR, DHAKA-1215
Schedule of Debenture
For the year ended 30 June,2020

		Schedule-A-8	
SL No.	Name of the Mills	Amount in Taka	
		30 June 2020	30 June 2019
1	Tangail Cotton Mills Ltd.	2,311,600	2,311,600
2	Noakhali Textile Mills Ltd.	1,728,000	1,728,000
3	Monoo Textile Mills Ltd.	1,584,400	1,584,400
4	Rajshahi Textile Mills Ltd.	2,663,700	2,663,700
5	Rangamati Textile Mills Ltd.	855,200	855,200
	Total	9,142,900	9,142,900



BANGLADESH TEXTILE MILLS CORPORATION
BTMC BHABAN, 7-9, KAWRAN BAZAR, DHAKA-1215

Schedule of (Over-due) Long term Loan payable to Govt. (Actually receivable from the Enterprise)
For the Year ended 30 June-2020

Sl No	Name of the Mills	ADP Loan	IDA Loan-1205	IDA-1477	ITMC	Chinese Suppl.	GDR Loan	Romanian	France Loan	Chinese State Credit	IDBI Credit	Netherland Loan	Amount in Taka	
													30-June-2020	30-June-2019
A	BTMC Head Office	-	27,911,563	2,921,727	-	-	-	-	-	-	-	-	30,833,290	30,833,290
	Sub-Total-A	-	27,911,563	2,921,727	-	-	-	-	-	-	-	-	30,833,290	30,833,290
B	BTMC Running Mills	1,672,122	4,249,471	10,700,238	-	-	-	-	-	-	-	-	16,621,831	16,621,831
1	Amin Textile Mills-1 Ltd.	-	-	-	-	141,911,056	-	-	-	-	-	-	141,911,056	141,911,056
2	Amin Textile Mills-2 Ltd.	-	4,227,908	-	-	117,166,539	-	-	-	-	-	-	121,394,447	121,394,447
3	Bengal Textile Mills-2 Ltd.	5,187,000	51,973	9,058	-	-	-	-	-	60,598,000	-	-	65,846,031	65,846,031
4	Sundarban Textile Mills Ltd.	-	-	-	-	-	-	-	-	-	-	-	719,167	719,167
5	Darwani Textile Mills Ltd.	-	415,484	-	-	-	-	-	-	-	-	-	39,467,870	39,467,870
6	Rajshahi Textile Mills Ltd.	22,591,800	733,885	2,511	38,748,915	-	-	-	-	-	303,471	-	23,328,196	23,328,196
7	Rangamati Textile Mills Ltd.	29,450,922	10,397,888	10,711,807	38,748,915	259,077,595	-	-	-	60,598,000	303,471	-	409,288,597	409,288,597
	Sub-Total-B	29,450,922	10,397,888	10,711,807	38,748,915	259,077,595	-	-	-	60,598,000	303,471	-	409,288,597	409,288,597
C	BTMC Closed Mills	7,759,503	66,703,792	6,543,618	-	-	-	-	-	-	-	-	81,006,913	81,006,913
1	Ahmed Bawany Textile Ltd.	16,228,365	318,396	37,252,578	-	-	-	-	-	-	-	-	53,790,339	53,790,339
2	R.R. Textile Mills-1 Ltd.	3,685,800	-	-	-	-	-	-	-	-	-	-	182,878,513	182,878,513
3	Quaderia Textile Mills Ltd.	96,856,508	719,167	-	-	-	-	65,644,134	-	-	-	-	163,219,809	163,219,809
4	Kurigram Cotton Mills Ltd.	11,923,707	4,546,310	49,039,296	-	-	-	-	-	-	-	-	65,509,313	65,509,313
5	Tangail Cotton Mills Ltd.	22,029,607	4,419,793	43,833,348	-	-	-	-	-	-	-	-	70,282,748	70,282,748
6	Dost Textile Mills Ltd.	20,376,674	-	85,156,129	-	-	-	-	-	-	153,397	-	105,686,200	105,686,200
7	Bengal Textile Mills-1 Ltd.	13,623,000	719,167	-	-	-	-	-	161,775,163	-	-	-	176,117,330	176,117,330
9	Sylhet Textile Mills Ltd.	6,410,400	-	-	549,849	-	-	-	-	34,082,259	-	-	41,042,508	41,042,508
13	Dinajpur Textile Mills Ltd.	8,710,000	-	-	-	-	-	-	-	-	-	-	8,710,000	8,710,000
2	Canton Bailing & Storage Ltd.	5,983,580	4,116,107	22,706,310	-	-	-	-	-	-	-	-	32,805,997	32,805,997
3	Kokil Textile Mills Ltd.	13,645,361	41,905,488	1,735,575	425,281	-	-	-	-	5,527,376	-	-	63,239,081	63,239,081
4	Chittaranjan Cotton Mills Ltd.	12,278,000	303,717	-	-	-	-	-	-	-	-	-	12,481,717	12,481,717
5	National Cotton Mills Ltd.	6,115,000	-	-	-	-	-	-	-	-	-	-	6,115,000	6,115,000
7	Panch Bibi Textile Mills Ltd.	112,000	-	-	-	-	-	-	-	-	-	-	112,000	112,000
8	Bleaching Dying & Fing Plant Ltd.	52,195,000	719,167	-	-	-	-	112,614,681	-	-	-	-	165,528,848	165,528,848
9	Maqura Textile Mills Ltd.	116,000	-	-	-	-	-	-	-	-	-	-	116,000	116,000
11	Exportable Garments Ltd.	-	415,485	-	-	-	-	-	-	-	-	-	415,485	415,485
12	Khulna Textile Mills Ltd.	-	-	-	-	-	-	-	-	-	-	-	27,386,982	27,386,982
13	R. R. Textile Mills Ltd.	-	-	-	-	-	-	-	-	-	-	-	33,195,879	33,195,879
14	Tangail Cotton Mill Expansion Ltd.	-	-	-	-	-	33,195,879	-	-	-	-	-	33,195,879	33,195,879
	Sub-Total-C	298,048,505	124,886,589	246,266,854	975,130	27,386,982	33,195,879	178,258,815	161,775,163	39,763,032	179,192,713	-	1,289,749,661	1,289,749,661
D	Sold Mills	-	-	-	-	-	-	-	-	-	-	-	-	-
1	Bansal Textile Mills Ltd.	7,812,800	-	-	-	-	-	4,461,849	-	9,152,039	-	-	21,426,688	21,426,688
2	Madanpur Textile Mills Ltd.	3,712,500	-	-	-	-	-	56,393,310	-	2,988,118	-	-	63,093,928	63,093,928
3	Sharmin Textile Mills Ltd.	1,007,000	-	-	-	-	-	-	-	-	-	-	1,007,000	1,007,000
4	Noakhali Textile Mills Ltd.	6,408,700	415,485	-	-	-	-	107,895,767	-	-	-	-	114,719,952	114,719,952
5	Sairang Textile Mills Ltd.	6,107,037	4,146,107	32,870,646	-	-	-	-	-	-	-	-	43,123,790	43,123,790
6	Kohinoor Spinning Mills Ltd.	-	-	-	23,551,270	-	-	-	-	4,741,361	-	-	28,292,630	28,292,630
7	Zeenath Textile Mills Ltd.	4,583,822	39,769,352	97,197	2,143,284	-	-	-	-	-	-	-	46,593,655	46,593,655
	Sub-Total-D	29,631,859	44,330,944	32,967,843	25,694,553	-	-	168,750,927	-	16,881,518	-	-	318,257,644	318,257,644
E	Dis-Invested Mills:	-	-	-	-	-	-	-	-	-	-	-	-	-
1	Goalunda Textile Mills Ltd.	-	-	-	333,498	-	-	-	-	-	-	-	333,498	333,498
2	Habibur Rahman Tex. Mills Ltd.	-	-	-	288,874	-	-	-	-	-	44,370	-	333,244	333,244
3	Dhakeswari Cotton Mills Ltd.	10,934,774	-	-	-	-	3,611,317	-	-	-	-	-	14,546,090	14,546,090
	Sub-Total(E)	10,934,774	-	-	622,372	-	3,611,317	-	-	-	44,370	-	15,212,803	15,212,803



Sl No	Name of the Mills	ADP Loan	IDA Loan-1205	IDA-1477	ITMC	Chinese Suppl.	GDR Loan	Romanian	France Loan	Chinese State Credit	IDBI Credit	Netherland Loan	Amount in Taka	
													30-Jun-2020	30-Jun-2019
F	Mills Transferred To Workers 8 Staff													
1	Olympia Textile Mills Ltd.	3,206,092	138,795	43,706,740	-	-	-	-	-	-	-	-	47,071,627	47,071,627
2	Karim Silk Mills Ltd.	441,574	-	6,797,448	-	-	-	-	-	-	-	-	7,239,022	7,239,022
3	Dhaka Cotton Mills Ltd.	2,960,377	27,360,893	976,712	-	-	-	-	-	-	-	-	31,297,982	31,297,982
4	Monnoo Textile Mills Ltd.	3,251,603	17,925	36,250,045	-	-	-	-	-	-	-	-	39,519,573	39,519,573
5	Monno Expansion Ltd.	-	-	-	-	-	30,870,972	-	-	-	-	-	30,870,972	30,870,972
6	Meghna Textile Mills Ltd.	30,754,162	2,042,866	160,098,268	-	-	-	-	-	-	-	-	192,895,296	192,895,296
7	Meghna Textile Mills-2 Ltd.	-	-	-	-	32,508,906	-	-	-	-	-	-	32,508,906	32,508,906
8	Luxminarayan Cotton Mills Ltd.	4,611,202	17,893,718	-	8,513,235	-	-	-	-	-	670,318	-	31,688,473	31,688,473
	Sub-Total-F	45,225,010	47,474,197	247,829,213	8,513,235	32,508,906	30,870,972	-	-	-	670,318	-	413,091,850	413,091,850
G	Liquidated Mills													
1	Chistry Textile Mills Ltd.	8,114,449	4,116,107	15,551,399	-	-	-	-	-	-	-	-	27,781,955	27,781,955
2	Bangladesh Textile Mills Ltd.	11,548,518	90,392,891	1,288,120	-	-	-	-	-	-	-	-	103,229,529	103,229,529
3	Orient Textile Mills Ltd.	1,837,600	-	-	-	-	-	-	-	-	-	-	1,837,600	1,837,600
	Sub-Total-G	21,500,567	94,508,998	16,839,519	-	-	-	-	-	-	-	-	132,849,084	132,849,084
	Grand Total(A+B+C+D+E+F+G)	434,791,637	349,510,179	557,536,963	74,554,204	318,973,483	67,678,167	347,009,741	161,775,163	60,598,000	57,662,709	179,192,713	2,609,282,960	2,609,282,960



BAUGLADDESH TEXTILE MILLS CORPORATION
BTMC BHABAN, 7-9, KAWRAN BAZAR, DHAKA-1215
Schedule of Interest(Over-due) Long term Loan payable to Govt.(Actually receivable from the Enterprise)
For the Year ended 30 June-2020

Sl No	Name of the Mills	ADP Loan	IDA Loan-1205	IDA-1477	ITMC	Chinese Suppl.	GDR Loan	Romanian	France Loan	Chinese State Credit	100% Credit	Netherlands Loan	SCHEDULE-A-2020	
													30-Jun-2020	30-Jun-2019
A	BTMC Head Office	-	41,016,227	4,246,746	-	-	-	-	-	-	-	-	45,262,973	45,262,973
	Sub-Total-A	-	41,016,227	4,246,746	-	-	-	-	-	-	-	-	45,262,973	45,262,973
B	BTMC Running Mills	-	-	-	-	28,531,044	-	-	-	-	-	-	28,531,044	28,531,044
1	Amin Textile Mills-2 Ltd.	-	6,256,019	-	-	20,244,195	-	-	-	-	-	-	28,531,044	28,531,044
2	Bengal Textile Mills-2 Ltd.	-	75,420	5,462	-	-	-	-	-	-	-	-	28,531,044	28,531,044
3	Sundarban Textile Mills Ltd.	8,610,420	1,043,046	-	-	-	-	-	98,388,804	-	-	-	107,080,196	107,080,196
4	Darwani Textile Mills Ltd.	-	602,597	-	8,377,233	-	-	-	-	-	-	-	1,043,046	1,043,046
5	Rajshahi Textile Mills Ltd.	-	1,064,381	1,513	-	-	-	-	-	-	82,945	-	9,062,775	9,062,775
6	Rangamati Textile Mills Ltd.	44,036,660	9,041,463	6,975	8,377,233	48,775,240	-	-	98,388,804	-	82,945	-	45,102,554	45,102,554
	Sub-Total-B	52,647,080	182,929,073	354,116,704	185,666	4,196,795	3,581,318	25,598,648	111,723,302	-	82,945	-	217,319,739	217,319,739
C	BTMC Closed Mills	-	-	-	-	-	-	-	-	-	-	-	-	-
1	Ahmed Bawary Textile Ltd.	16,181,242	93,611,414	9,813,319	-	-	-	-	-	-	-	-	119,605,975	119,605,975
2	R.R. Textile Mills-1 Ltd.	36,128,150	461,794	51,604,118	-	-	-	-	-	-	-	-	88,194,062	88,194,062
3	Amin Textile-1 Ltd.	3,432,581	6,278,460	13,752,299	-	-	-	-	-	-	-	-	23,463,340	23,463,340
4	Quaderia Textile Mills Ltd.	8,578,860	1,043,046	-	-	-	-	10,632,292	-	-	-	301,624,378	310,203,256	310,203,256
5	Kurigram Textile Mills Ltd.	168,080,764	6,742,965	70,010,363	-	-	-	-	-	-	-	-	178,796,202	178,796,202
6	Tangail Cotton Mills Ltd.	24,917,723	6,549,482	60,668,069	-	-	-	-	-	-	-	-	106,671,051	106,671,051
7	Dost Textile Mills Ltd.	48,792,987	115,657,397	-	-	-	-	-	-	-	57,829	-	157,171,466	157,171,466
8	Benzal Textile Mills- Ltd.	41,456,233	1,043,046	-	-	-	-	-	111,723,302	-	-	-	154,200,589	154,200,589
9	Syhet Textile Mills Ltd.	21,524,340	-	-	-	-	-	-	-	-	-	-	21,524,340	21,524,340
10	Dinajpur Textile mills Ltd.	14,904,180	-	-	109,269	-	-	-	-	8,786,140	-	-	21,700,589	21,700,589
11	Cotton Bailing & Storage Ltd.	14,438,600	-	-	-	-	-	-	-	-	-	-	14,438,600	14,438,600
12	Kokil Textile Mills Ltd.	10,776,286	6,083,033	30,163,156	-	-	-	-	-	-	-	-	47,026,475	47,026,475
13	Chittaranjan Cotton Mills Ltd.	23,533,936	59,027,734	2,443,983	76,397	-	-	-	-	1,300,952	-	-	86,305,062	86,305,062
14	National Cotton Mills Ltd.	19,399,240	440,454	-	-	-	-	-	-	-	-	-	19,839,694	19,839,694
15	Panch Bibi Textile Mills Ltd.	9,269,700	-	-	-	-	-	-	-	-	-	-	9,269,700	9,269,700
16	Bleaching Dying & Fing Ltd.	168,000	-	-	-	-	-	14,966,257	-	-	-	-	168,000	168,000
17	Magura Textile Mills Ltd.	90,819,300	1,043,048	-	-	-	-	-	-	-	-	-	90,820,348	90,820,348
18	Exportable Garments Ltd.	177,105	-	-	-	-	-	-	-	-	-	-	177,105	177,105
19	Khulna Textile Mills Ltd.	-	602,597	-	-	-	-	-	-	-	-	-	602,597	602,597
20	R.R. Textile Mills-2 Ltd.	-	-	-	-	4,196,795	-	-	-	-	-	-	4,196,795	4,196,795
21	Tangail Cotton Mill-2 Ltd.	-	-	-	-	-	3,581,318	-	-	-	-	-	3,581,318	3,581,318
	Sub-Total-C	552,599,227	182,929,073	354,116,704	185,666	4,196,795	3,581,318	25,598,648	111,723,302	-	82,945	-	1,544,700,040	1,544,700,040
D	Sold Mills	-	-	-	-	-	-	-	-	-	-	-	-	-
1	Barisal Textile Mills Ltd.	10,775,645	1,426,081	155,307	-	-	-	62,685	-	-	1,822,266	-	14,241,685	14,241,685
2	Madaripur Textile Mills Ltd.	7,926,187	141,664	-	-	-	-	6,260,938	-	-	1,128,684	-	15,538,485	15,538,485
3	Sharmin Textile Mills Ltd.	4,544,119	121,112	18,688,003	-	-	-	-	-	-	-	-	23,353,234	23,353,234
4	Noakhali Textile Mills Ltd.	10,119,000	602,597	-	-	-	-	11,181,172	-	-	-	-	21,002,769	21,002,769
5	Satrang Textile Mills Ltd.	12,311,498	6,083,032	47,732,294	-	-	-	-	-	-	-	-	66,128,824	66,128,824
6	Kishoregong Textile Mills Ltd.	-	209,396	-	-	-	-	-	-	-	-	-	209,396	209,396
7	Kohinoor Spinning Mills Ltd.	-	92,706	844	5,283,983	-	-	-	-	-	944,054	-	6,421,587	6,421,587
8	Zeemath Textile Mills Ltd.	10,144,610	67,663,765	165,104	440,280	-	-	-	-	-	-	-	78,413,760	78,413,760
	Sub-Total-D	55,821,059	76,345,353	66,741,552	5,824,264	-	-	17,604,815	-	-	3,893,064	-	228,230,047	228,230,047



BTMC BHABAN,7-9, KAWRAN BAZAR,DHAKA-1215
Schedule of Interest(Over-due) Long term Loan payable to Govt.(Actually receivable from the Enterprise)
For the Year ended 30 June-2020

Sl No	Name of the Mills	ADP Loan	IDA Loan-1205	IDA-1477	ITMC	Chinese Suppl.	GDR Loan	Romanian	France Loan	Chinese State Credit	IDBI Credit	Netherlands Loan	SCHEDULE I (E-A-9(a))	
													30-Jun-2020	30-Jun-2019
E	Dis-Invested Mills													
1	Goalunda Textile Mills Ltd.	-	-	-	88,147	-	-	-	-	-	-	-	88,147	88,147
2	Habibur Rahman Tex.Mills Ltd.	-	-	-	76,351	-	-	-	-	-	10,521	-	86,873	86,873
3	Dhakeswari Cotton Mills Ltd.	3,853,134	-	-	-	-	904,754	-	-	-	-	-	4,757,888	4,757,888
	Sub-Total-E	3,853,134	-	-	164,498	-	904,754	-	-	-	10,521	-	4,932,908	4,932,908
F	Mills Transferred To Workers & Staff													
1	Olympia Textile Mills Ltd.	5,165,648	309,343	77,355,685	-	-	-	-	-	-	-	-	82,830,676	82,830,676
2	Karlin Silk Mills Ltd.	983,013	-	9,509,231	-	-	-	-	-	-	-	-	10,492,244	10,492,244
3	Dhaka Cotton Mills Ltd.	6,796,092	50,155,087	1,940,976	-	-	-	-	-	-	-	-	58,892,155	58,892,155
4	Monnoo Textile Mills Ltd.	5,465,980	34,908	64,311,881	-	-	-	-	-	-	-	-	69,812,769	69,812,769
5	Monno Expansion Ltd.	-	-	-	-	-	3,330,589	-	-	-	-	-	3,330,589	3,330,589
6	Meghna Textile Mills-1 Ltd.	65,367,076	4,104,458	284,845,788	-	-	-	-	-	-	-	-	354,317,322	354,317,322
7	Meghna Textile Mills-2 Ltd.	-	-	-	-	5,492,615	-	-	-	-	-	-	5,492,615	5,492,615
8	Luxminarvan Cotton Mills Ltd.	8,456,609	32,962,798	-	1,840,631	-	-	-	-	-	212,372	-	43,472,410	43,472,410
	Sub-Total-F	92,234,418	87,566,594	437,963,561	1,840,631	5,492,615	3,330,589	-	-	-	212,372	-	628,640,780	628,640,780
G	Liquidated Mills													
1	Chistry Textile Mills Ltd.	4,272,420	-	-	-	-	-	-	-	-	-	-	4,272,420	4,272,420
2	Bangladesh Textile Mills Ltd.	18,027,265	6,021,670	19,628,736	-	-	-	-	-	-	-	-	43,677,671	43,677,671
3	Orient Textile Mills Ltd.	15,702,567	109,146,260	1,648,620	-	-	-	-	-	-	-	-	126,497,447	126,497,447
	Sub-Total-G	38,002,252	115,167,930	21,277,356	-	-	-	-	-	-	-	-	174,447,538	174,447,538
	Grand Total(A+B+C+D+E+F+G)	795,157,170	512,066,640	884,352,894	16,392,292	58,464,649	7,816,660	43,203,463	111,733,303	98,188,804	17,143,773	301,624,376	2,541,534,074	2,541,534,074



BANGLADESH TEXTILE MILLS CORPORATION
BTMC BHABAN,7-9, KAWRAN BAZAR,DHAKA-1215
Schedule of (Over-due) Long term Loan payable to Govt.(Actually receivable from the Enterprise)
For the Year ended 30 June-2020

SI No	Name of the Mills	ADP Loan	Chinese Suppliers	ITMC LOAN	ROMANIAN	GDR LOAN	HUNGARIAN	FRANCH LOAN	CHINESE STATE CREDIT	IDBI CREDIT	Schedule-A-10	
											30-Jun-2020	30-Jun-2019
1	Jess Blanket Ltd.	236,000	-	-	-	-	-	-	-	-	236,000	236,000
2	Rajshahi Textile Mills Ltd.	-	-	16,193,322	-	-	-	-	-	524,806	16,718,128	16,718,128
3	Kohinoor Spinning Mills Ltd.	-	-	9,756,667	-	-	-	-	-	3,440,251	13,196,917	13,196,917
4	Luxminarayan cotton Ltd.	-	-	(205,203)	-	-	-	-	-	1,518,944	1,313,741	1,313,741
5	Bengal Textile Mills -2 Ltd.	-	40452967	-	-	-	-	-	-	-	40,452,967	40,452,967
6	Expotable Garments Ltd.	9,000	-	-	-	-	-	-	-	-	9,000	9,000
7	Noakhali Textile Mills Ltd.	21,000	-	-	61503368	-	-	-	-	-	61,524,368	61,524,368
8	Barisal Textile Mills Ltd.	2,494,000	-	-	31851082	-	-	-	-	6,570,450	40,915,531	40,915,531
9	Megna Textile Mills Ltd.	-	10,881,888	-	-	-	-	-	-	-	10,881,888	10,881,888
10	Madaripur Textile Mills Ltd.	-	-	-	46,727,453	-	-	-	-	12,801,191	59,528,644	59,528,644
11	Magura Textile Mills Ltd.	-	-	-	70,392,547	-	-	-	-	-	70,392,547	70,392,547
12	Kurigram Textile Mills Ltd.	-	-	-	(26,728,692)	-	-	-	-	-	(26,728,692)	(26,728,692)
13	Zeenat Textile Mills Ltd.	-	-	117,356	-	-	-	-	-	-	117,356	117,356
14	Dinajpur Textile mills Ltd.	-	-	12,893	-	-	-	-	-	24,729,522	24,742,415	24,742,415
15	Cittharanjan Cotton Mills Ltd.	-	-	(56,892)	-	-	-	-	-	5,591,761	5,534,868	5,534,868
16	Goalundo Textile Mills Ltd.	-	-	127,331	-	-	-	-	-	-	127,331	127,331
17	Habibur Rahman Textile Mills Ltd.	-	-	110,340	-	-	-	-	-	34,777	145,117	145,117
18	Amin Textile Mills-2 Ltd.	-	22526929	-	-	-	-	-	-	-	22,526,929	22,526,929
19	R.R Textile Mills-2 Ltd.	-	2885708	-	-	-	-	-	-	-	2,885,708	2,885,708
20	Jalil Textile Mills Ltd.	238,000	-	-	-	-	-	-	-	-	238,000	238,000
21	Monoo Textile Mills Ltd.	-	-	-	-	(10,016,212)	2,873,740	-	-	-	(7,142,472)	(7,142,472)
22	Tangail Cotton Mills Ltd.	-	-	-	-	3,602,296	4,928,655	-	-	-	8,530,952	8,530,952
23	Dakieswary Cotton Mills Ltd.	-	-	-	-	7,323,457	-	-	-	-	7,323,457	7,323,457
24	Sylhet Textile Mills Ltd.	-	-	-	-	(38,192,500)	-	-	-	-	(38,192,500)	(38,192,500)
25	Sundarban Textile Mills Ltd.	-	-	-	-	-	-	-	(112,000,000)	-	(112,000,000)	(112,000,000)
	Total	2,998,000	76,747,491	26,055,813	183,745,757	909,541	7,802,396	(38,192,500)	(112,000,000)	55,211,701	203,278,200	203,278,200



**Schedule of Overdue Loan Receivable (Interest on Long term Loan receivable from the Enterprise)
For the Year ended 30 June-2020**

Sl No	Name of the Mills	ADP Loan	IDA Loan-1205	IDA-1477	ITMC	Chinese Suppl.	GDR Loan	Romanian	France Loan	Chinese State Credit	IDBI Credit	Netherland Loan	Schedule-A-10(a)	
													30-Jun-2020	30-Jun-2019
1	Olympia Textile Ltd.	3,212,097	57,620	8,289,110	-	-	-	-	-	-	-	-	11,558,827	11,558,827
2	Ahmed Bavany Textile Ltd.	5,299,478	17,634,680	-	-	-	-	-	-	-	-	-	22,934,158	22,934,158
3	Amin Textile Mills Ltd.	231,563	837,868	1,000,250	-	-	-	-	-	-	-	-	2,069,681	2,069,681
4	R.R. Textile Mills Ltd.	1,059,704	58,999	3,584,110	-	-	-	-	-	-	-	-	4,702,813	4,702,813
5	Momnoo Textile Mills Ltd.	12,244,828	6,704	14,689,670	-	-	-	-	-	-	-	-	26,941,202	26,941,202
6	Kohinoor Spng. Mills Ltd.	6,672,107	58,999	69	496,237	-	-	-	-	-	2,428,371	-	9,655,783	9,655,783
7	Quaderia Textile Mills Ltd.	288,288	-	-	-	-	-	-	-	-	-	-	288,288	288,288
8	Kishoregong Textile Ltd.	12,252,269	133,215	-	-	-	-	-	-	-	-	-	12,385,484	12,385,484
9	Karlin Slik Mills Ltd.	285,875	133,215	4,614,110	-	-	-	-	-	-	-	-	4,899,985	4,899,985
10	Kunigram Textile Mills Ltd.	40,568,935	1,190,578	-	-	-	-	-	-	-	-	-	40,702,150	40,702,150
11	Kokil Textile Mills Ltd.	1,950,993	4,538,670	70,688	-	-	-	-	-	-	-	-	4,233,643	4,233,643
12	BTMC H.O.	28,639	76,824	-	-	-	-	-	-	-	-	-	6,560,351	6,560,351
13	Khulna Textile Mills Ltd.	11,019,677	11,208,941	-	-	-	-	-	-	-	-	-	105,463	105,463
14	Chittaranjan Cotton Mills Ltd.	-	-	-	-	-	-	-	-	-	210,220	-	22,438,838	22,438,838
15	Goalundo Textile Mills Ltd.	-	-	-	246,424	-	-	-	-	-	-	-	246,424	246,424
16	Chisty Textile Mills Ltd.	1,107,046	814,744	1,549,000	-	-	-	-	-	-	-	-	3,470,790	3,470,790
17	TIDC	9,716,778	-	-	-	-	-	-	-	-	-	-	9,716,778	9,716,778
18	Zeenath Textile Mills Ltd.	7,028,602	19,807,651	-	-	-	-	-	-	-	-	-	26,836,253	26,836,253
19	Zofine Fabrics Ltd.	2,304,477	-	-	-	-	-	-	-	-	-	-	2,304,477	2,304,477
20	Tangail Cotton Mills Ltd.	9,332,077	769,903	2,941,674	-	-	-	-	-	-	-	-	13,043,654	13,043,654
21	Dhaka Cotton Mills Ltd.	5,092,806	16,438,229	-	-	-	-	-	-	-	-	-	21,531,035	21,531,035
22	Darwani Textile Mills Ltd.	9,641,269	(927,550)	-	-	-	-	-	-	-	-	-	8,713,719	8,713,719
23	Dinaipur Textile Mills Ltd.	9,456,408	-	-	-	-	-	-	-	-	-	-	20,166,926	20,166,926
24	Dost Textile Mills Ltd.	1,615,141	847,238	4,668,000	-	-	-	-	-	-	10,710,518	-	7,130,369	7,130,369
25	National Cotton Ltd.	21,911,269	56,390	-	-	-	-	-	-	-	-	-	21,967,659	21,967,659
26	Noakhali Textile Mills Ltd.	24,229,756	76,824	-	-	-	-	19,683,351	-	-	-	-	43,989,931	43,989,931
27	Pylon Industries Ltd.	9,129	-	-	-	-	-	-	-	-	-	-	9,129	9,129
28	Barisal Textile Mills Ltd.	33,947,325	847,258	-	-	-	-	6,640,519	-	-	5,030,683	-	46,465,785	46,465,785
29	Bangladesh Textile Ltd.	11,095,514	25,994,923	3,000	-	-	-	-	-	-	-	-	37,093,437	37,093,437
30	Bengal Textile Mills Ltd.	3,697,350	826,764	8,529,000	-	-	-	-	-	-	-	-	13,053,114	13,053,114
31	Madaripur Textile Ltd.	25,447,569	90,518	-	-	-	-	11,493,861	-	-	9,941,706	-	46,973,654	46,973,654
Sub		271,937,547	101,203,682	52,166,681	742,660	-	-	37,817,731	-	-	28,321,499	-	492,189,800	492,189,800



**Schedule of Overdue Loan Receivable (Interest on Long term Loan receivable from the Enterprise)
For the Year ended 30 June-2020**

Sl No	Name of the Mills	ADP Loan	IDA Loan-1205	IDA-1477	ITMC	Chinese Suppl.	GDR Loan	Romanian	France Loan	Chinese State Credit	IDBI Credit	Amount in Taka	
												30-Jun-2020	30-Jun-2019
32	Magura Textile Mills Ltd.	43,634,934	133,215	-	-	-	-	1,804,448	-	-	-	45,572,597	45,572,597
33	Meghna Textile Mills Ltd.	4,898,202	827,480	35,357,000	-	-	-	-	-	-	-	41,082,682	41,082,682
34	Rangmati Textile Mills Ltd.	17,664,474	135,823	69	-	-	-	-	-	-	-	17,800,366	17,800,366
35	Rajshahi Textile Mills Ltd.	12,159,340	76,824	-	-	-	-	-	-	-	-	12,236,164	12,236,164
36	Luxminaryan Cotton Mills Ltd.	7,048,902	10,312,379	-	-	-	-	-	-	-	48,633	17,409,914	17,409,914
37	Sharmin Textile Ltd.	1,176,031	70,085	7,850,000	-	-	-	-	-	-	-	9,096,116	9,096,116
38	Satrang Textile Mills Ltd.	1,398,846	815,220	2,365,000	-	-	-	-	-	-	-	4,579,066	4,579,066
39	Habibur Rahman Ltd.	14,113,819	-	-	225,600	-	-	-	-	-	49,653	14,389,071	14,389,071
40	Sylhet Textile Ltd.	21,433,023	133,215	-	-	-	-	-	-	-	-	21,566,238	21,566,238
41	Sundarban Textile Ltd.	12,174,628	9,312	250	-	-	-	-	-	-	-	12,184,190	12,184,190
42	Jalil Textile Mills Ltd.	6,177,514	-	-	-	-	-	-	-	-	-	6,177,514	6,177,514
43	BLDC Debt Service	835,450	-	-	-	-	-	-	-	-	-	835,450	835,450
44	Panchobli Textile Ltd.	4,910,817	-	-	-	-	-	-	-	-	-	4,910,817	4,910,817
45	Bleaching Dye Finsh.	201,045	-	-	-	-	-	-	-	-	-	201,045	201,045
46	Exportable Garmt.	108,972	-	-	-	-	-	-	-	-	-	108,972	108,972
47	Cotton Ginning Ltd	5,472,701	-	-	-	-	-	-	-	-	-	5,472,701	5,472,701
48	Jess Blanket Ltd.	2,596,101	-	-	-	-	-	-	-	-	-	2,596,101	2,596,101
49	Dhakeswan Cotton Ltd.	2,273,092	-	-	-	-	2,948,380	-	-	-	-	5,221,472	5,221,472
50	Adrisha Cotton Ltd.	8,744,913	-	-	-	-	-	-	-	-	-	8,744,913	8,744,913
51	The Mohimi Mills Ltd.	6,826,934	-	-	-	-	-	-	-	-	-	6,826,934	6,826,934
52	Bengal Tex-2 Textile Ltd.	-	-	-	-	8,400,360	-	-	-	-	-	8,400,360	8,400,360
53	Meghna Tex-2 Textile Ltd.	-	-	-	-	308,684	-	-	-	-	-	308,684	308,684
Sub		173,849,738	12,513,553	45,572,319	225,600	8,709,044	2,948,380	1,804,448	-	-	98,286	245,721,368	245,721,368
Total		445,787,285	113,717,235	97,739,000	968,260	8,709,044	2,948,380	39,622,179	-	-	28,419,785	737,911,168	737,911,168



BANGLADESH TEXTILE MILLS CORPORATION
BTMC BHABAN
 7-9, KAWRAN BAZAR, DIIAKA-1215
 Schedule of Debenture on Interest
 For the year ended 30 June-2020

		Schedule-A-11	
SL No.	Name of the Mills	Amount in Taka	
		30 June 2020	30 June 2019
1	Kohinoor Spg. Mills Ltd.	23,731,848	23,731,848
2	Kishoregonj Textile Mills Ltd.	21,966,417	21,966,417
3	Tangail Cotton Mills Ltd.	6,311,483	6,311,483
4	Noakhali textile Mills.	3,879,868	3,879,868
5	Barisal Textile Mills Ltd.	11,566,901	11,566,901
6	Rangamati Textile Mills Ltd.	10,725,821	10,725,821
7	Rajshahi Textile Mills Ltd.	9,264,342	9,264,342
Total		87,446,680	87,446,680

BANGLADESH TEXTILE MILLS CORPORATION
BTMC BHABAN
 7-9, KAWRAN BAZAR, DIIAKA-1215
 Schedule of Current Account with BTMC Mills
 For the year ended 30 June-2020

		Schedule-A-12	
SL No.	Name of the Mills	Amount in Taka	
		30 June 2020	30 June 2019
A. Running Mills			
1	Amin Textile Mills-2	60,855,366	60,855,366
2	Darwani Textile Mills Ltd	81,129,416	75,523,945
3	Bengal Textile Mills Ltd.	100,316,821	100,316,821
4	Rangamati Textile Mills Ltd	221,142,787	216,981,235
5	Sunderban Textile Mills Ltd	183,413,708	168,456,585
6	Nilkamal Unit	15,298,219	15,014,219
7	Rajshahi Textile Mills Ltd	98,193,826	96,408,259
Sub -Total -A		760,350,143	733,556,431
B. Closed/Lay-off Mills			
1	R.R Textile Mills Ltd-2	14,300,765	14,300,765
2	R.R Textile Mills Ltd-1	90,956,491	90,917,393
3	Tangail Cotton Mills Ltd.	81,973,863	78,614,435
4	Dinajpur Textile Mills Ltd.	72,161,548	69,486,780
5	Dost Textile Mills Ltd.	70,428,336	67,023,283
6	Bengal Textile Mills Ltd.-1	77,368,767	75,786,366
7	Quaderia Textile Mills Ltd.	-	30,306,602
8	Kurigram Textile Mills Ltd.	101,489,033	95,959,052
9	Amin Textile Mills-1	69,884,475	69,886,661
10	Panch Bibi Textile Mills Ltd.	1,893,808	1,893,808
11	Magura Textile Mills Ltd.	122,425,145	118,658,168
12	Shylet Textile Mills Ltd.	49,732,438	46,200,013
Sub -Total -B		752,614,670	759,033,328
C. Transferred to Workers and Staff			
1	Karilin Silk Mills Ltd.	34,103,706	34,103,706
2	Fine Cotton Mills Ltd.	11,680,195	11,680,195
3	Meghna Textile Mills-1 Ltd.	10,237,977	10,237,977
4	Meghna Textile Mills-2 Ltd.	27,272,338	27,272,338
5	Meghna Dyeing & Finishing Ltd.	1,496,968	1,496,968
Sub -Total -C		84,791,184	84,791,184
D. Sold Mills			
1	Engineering Industries Ltd.	3,201,755	3,201,755
2	Kohinoor Spg. Mills Ltd.	73,344,520	73,344,520
3	Kishoregonj Textile Mills Ltd.	162,899,969	162,899,969
4	Barisal Textile Mills Ltd.	58,767,830	58,767,830
5	Madaripur Textile Mills Ltd.	92,237,056	92,237,056
6	Noakhali Textile Mills Ltd.	113,582,112	113,401,112
7	Royal Textile Mills Ltd.	1,883,775	1,883,775
Sub -Total -D		505,917,016	505,736,017
E. Other's			
1	TIDC	2,066,877	2,066,877
2	Vertical Extension	5,856	5,856
3	Liquidation sell	8,658	8,658
4	Liaison Office	7,602	7,602
Sub -Total -E		2,088,993	2,088,993
Grand Total (A+B+C+D+E)		1,05,762,006	2,085,205,951



BANGLADESH TEXTILE MILLS CORPORATION
BTMC BHABAN
7-9, KAWRAN BAZAR, DHAKA-1215
Schedule of Current Account with Transferred Mills
For the year ended 30 June-2020

SL No.	Name of the Mills	Amount in Taka	
		Schedule-A-13	
		30 June 2020	30 June 2019
1	Alhaj textile mills ltd.	700,747	700,747
2	Ashraf Textile Mills Ltd.	16,846	16,846
3	Eagle Star Textile Mills Ltd.	411,948,906	411,948,906
4	Asiatic Cotton Mills Ltd.	11,866,059	10,997,059
5	Cotton Textile Craft Ltd.	42,072	42,072
6	Quasem Cotton Mills Ltd.	24,720,007	24,720,007
7	Gawsia Textile Mills Ltd.	124,119,598	124,119,598
8	Gualundo Textile Mills Ltd.	79,583,141	79,583,141
9	Jalil Textile Mills Ltd.	79,055,428	79,055,428
10	Muslin Cotton Mills Ltd.	281,775,815	281,775,815
11	Rupali Textile Mills Ltd.	1,293	1,293
12	Halima Textile Mills Ltd.	40,136,346	40,136,346
13	Habibur Rahman V	232,834,829	232,834,829
14	Rahman Textile Mills Ltd.	450	450
15	Ahmed Silk Mills Ltd.	3,190,695	3,190,695
16	Alauddin Twa Textile Mills Ltd.	1,377	1,377
17	Jari Textile Mills Ltd.	1,840	1,840
18	Metex Cotton Mills Ltd.	2,243,539	2,243,539
19	Bogra Cotton & spg. Mills Ltd.	285,572	285,572
20	Adarsha Cotton Mills Ltd.	3,813,009	3,813,009
21	Dhakeswari Cotton Mills-2 Ltd.	2,292,927	2,292,927
Total		1,298,630,495	1,297,761,495

BANGLADESH TEXTILE MILLS CORPORATION
BTMC BHABAN
7-9, KAWRAN BAZAR, DHAKA-1215
Schedule of Raw Cotton Import
For the year ended 30 June-2020

SL No.	Name of the Mills	Amount in Taka	
		Schedule-A-14	
		30 June 2020	30 June 2019
A. BTMC Running Mills			
1	Bengal Textile Mills-2 Ltd.	85,454,861	85,454,861
2	Darwani Textile Mills Ltd.	3,357,988	3,357,988
3	Rajshahi Textile Mills Ltd.	100,645,360	100,645,360
4	Rangamati Textile Mills Ltd.	1,007,805	1,007,805
5	Sundarban Textile Mills-2 Ltd.(Nil Kamol)	82,410,188	82,410,188
Sub -Total -A		272,876,202	272,876,202
B. BTMC Closed/Lay-off Mills			
1	Ahmed Bawani Textile Mills Ltd.	562,269,999	562,269,999
2	Bengal Textile Mills-1 Ltd.	69,023,613	69,023,613
3	Chittaranjan Cotton Mills Ltd.	224,991,553	356,861,850
4	Valika Wollen Mills Ltd.	124,860,585	124,860,585
5	Kokil Textile Mills Ltd.	496,723,673	496,723,673
6	Magura Textile Mills Ltd.	317,340,458	317,340,458
7	Tangail Cotton Mills Ltd. No-2	338,338,982	338,338,982
8	Khulna Textile Mills Ltd.	403,404,897	403,404,897
9	Sylhet Textile Mills Ltd.	37,162,188	37,162,188
10	Amin Textiles No-1 Ltd.	47,526,312	47,526,312
11	R.R Textile Mills Ltd.	10,740,197	10,740,197
13	Kurigram Textile Mills Ltd.	39,374,809	39,374,809
14	Quaderia Textile Mills Ltd.	97,413,511	97,413,511
Sub -Total -B		2,769,170,777	2,901,041,074



BANGLADESH TEXTILE MILLS CORPORATION
BTMC BHABAN
7-9, KAWRAN BAZAR, DHAKA-1215
Schedule of Raw Cotton Import
For the year ended 30 June-2020

		Schedule-A-14	
SL No.	Name of the Mills	Amount in Taka	
		30 June 2020	30 June 2019
C.	BTMC Sold/Disinvested Mills		
1	Barisal Textile Mills Ltd.	1,804,307,843	1,804,307,843
2	Engineering Industries Ltd.	27,566,648	27,566,648
3	Kohinoor Spg. Mills Ltd.	714,288,816	714,288,816
4	National Cotton Mills Ltd.	1,101,448,726	1,101,448,726
5	Satrang Textile Mills Ltd.	225,942,759	225,942,759
6	Kishoregonj Textile Mills Ltd.	1,042,057,350	1,042,057,350
7	Madaripur Textile Mills Ltd.	918,180,126	918,180,126
8	Sharmin Textile Mills Ltd.	2,065,775,978	2,065,775,978
9	Zofine Fabrics Ltd.	47,387,978	47,387,978
10	Zeenat Textile Mills Ltd.	1,999,741,543	1,999,741,543
11	Noakhali Textile Mills Ltd.	259,979,420	259,979,420
	Sub -Total -C	10,206,677,187	10,206,677,187
D.	Dues With Disinvested Mills		
1	Ahmed Silk Mills Ltd.	853,600	853,600
2	Matex Cotton Mills Ltd.	1,211,390	1,211,390
3	Royal Textile Mills Ltd.	356,133	356,133
4	Eastern Textile Mills Ltd.	1,166,617	1,166,617
5	Eagle Star Textile Mills Ltd.	97,897,772	97,897,772
	Sub -Total -D	101,485,512	101,485,512
E.	Schedule of Mills Transferred to Workers and Staff		
1	Lukminarayan Cotton Mills Ltd.	477,934,710	477,934,710
2	(a) Monnoo Textile Mills-1 Ltd.	468,000,102	468,000,102
	(b) Monnoo Textile Mills-2 Ltd.	285,306,133	285,306,133
3	Fine Cotton Mills Ltd.	162,278,602	162,278,602
4	Meghna Textile Mills No-1 Ltd.	1,195,530,758	1,195,530,758
5	Olympia Textile Mills Ltd.	1,475,818,683	1,475,818,683
6	Dhaka Cotton Mills Ltd.	1,009,578,885	1,009,578,885
7	Karilin Silk Mills Ltd.	75,982,624	75,982,624
8	Pylon Industries Ltd.	1,167,608,615	1,167,608,615
	Sub -Total -E	6,318,039,112	6,318,039,112
F.	Lequidated Mills		
1	Orient Textile Mills Ltd.	93,229,562	93,229,562
2	Chisty Textile Mills Ltd.	63,725,730	63,725,730
3	Bangladesh Textile Mills Ltd.	297,281,558	297,281,558
	Sub -Total -F	454,236,849	454,236,849
	Grand Total(A+B+C+D+E+F)	20,122,485,639	20,254,355,937



BANGLADESH TEXTILE MILLS CORPORATION

BTMC BHABAN

7-9, KAWRAN BAZAR, DHAKA-1215

Schedule of Sundry Debtors

For the year ended 30 June-2020

Schedule-A-15

SL No.	Particulars	Amount in Taka	
		30 June 2020	30 June 2019
1	Debtors With TIDC	1,193,492	1,193,492
2	Debtors with Shipping Office, Ctg.	16,348,052	16,348,052
3	Moonoo Textile Mills A/c No-32	600,000	600,000
4	Loan on account of Import	12,956,557	12,956,557
5	BJMC	24,898	24,898
6	Karnaphuli Paper Mills	500	500
7	Cotton Development Board	2	2
8	Bangladesh Hand Loam Board	5,313	5,313
9	Ministry of Textile	362,458	362,458
10	Textile Display (1992-1993)	(510,392)	(510,392)
11	Implementation Cell, Textile Ministry	57,934	57,934
12	Loan of Liquiditor	71,388,559	71,388,559
13	M/s Pracharani Ltd.	20,000	20,000
14	Bank Loan against Handed over Mills	590,204,154	590,204,154
15	S & D Centre, Chittagong	138,461	138,461
16	Textile Emporium	1,200	1,200
17	Bastra Barta.	67,115	67,115
18	Amin Textiles	37,090	37,090
19	Royal Textile Mills	(14,061)	(14,061)
	Total	692,881,332	692,881,332

BANGLADESH TEXTILE MILLS CORPORATION

BTMC BHABAN

7-9, KAWRAN BAZAR, DHAKA-1215

Schedule of Stock and Stores

For the year ended 30 June-2020

Schedule-A-16

SL No.	Particulars	Amount in Taka	
		30 June 2020	30 June 2019
1	Printing and Stationery	348,997	348,997
2	Electrical Goods	11,000	11,000
3	TIDC	23,090	23,090
	Total	383,087	383,087



BANGLADESH TEXTILE MILLS CORPORATION
BTMC BHABAN
 7-9, KAWRAN BAZAR, DHAKA-1215
 Schedule of Advance & prepayments
 For the year ended 30 June-2020

Schedule-A-17

SL No.	Particulars	Amount in Taka	
		30 June 2020	30 June 2019
1	Advance against Salary (Schedule-A-17/a)	3,783,647	2,046,462
2	Advance against TA/DA (Schedule-A-17/b)	16,703	28,974
3	Advance against purchase (Schedule-A-17/c)	3,201,225	1,712,547
4	Advance against Motor Cycle (Schedule-A-17/d)	116,759	118,484
5	Advance against Land purchase (Schedule-A-17/e)	128,120	128,120
6	Advance against Land purchase (ABTM) (Schedule-A-17/f)	550,760	600,960
8	Advance to Contractor	28,622	28,622
9	Advance Income Tax (Finance)	8,253,778	8,253,778
10	Advance Insurance Premium	1,156,984	1,309,938
11	Tax Deducted at Source	1,670,497	10,889,290
12	Advance House Rent Ceiling (Schedule-A-17/g)	33,196	33,196
13	House Rent advance	75,621	75,621
14	BTMC Shipping Office.	5,963,130	11,810,952
15	TIDC	418,764	413,174
	Total	25,397,806	37,450,118

BANGLADESH TEXTILE MILLS CORPORATION
BTMC BHABAN
 7-9, KAWRAN BAZAR, DHAKA-1215
 Schedule of Advance & prepayments
 For the year ended 30 June-2020

Schedule-A-17(a)

SL No.	Particulars	Amount	
		30 June 2020	30 June 2019
1	TDS on Interest	9,435,216	-
	Total	9,435,216	-

BANGLADESH TEXTILE MILLS CORPORATION
BTMC BHABAN
 7-9, KAWRAN BAZAR, DHAKA-1215
 Schedule of Deposit
 For the year ended 30 June-2020

Schedule-A-18

SL No.	Particulars	Amount in Taka	
		30 June 2020	30 June 2019
1	L.C Margin	903,536	903,536
2	Deposit against Telephone	66,240	66,240
3	Deposit against Electric Installation	82,350	82,350
4	Deposit against Electricity for Sub-Station	2,608,000	2,608,000
5	Custom Deposit	1,859,387	1,859,387
6	Other Taxes Deposit	5,664,884	5,664,884
7	Titas Gass Deposits	11,550	11,550
8	Deposit against supply of Fuel	100,000	100,000
9	Sundry Deposited(TIDC)	44,934	44,934
	Total	11,340,881	11,340,881

BANGLADESH TEXTILE MILLS CORPORATION
BTMC BHABAN
 7-9, KAWRAN BAZAR, DHAKA-1215
 Schedule of Bank Deposit of Mill Fund
 For the year ended 30 June-2020

Schedule-A-18(a)

SL No.	Particulars	Amount in Taka	
		30 June 2020	30 June 2019
1	Valika Wollen Mill (P.F)	32,385,000	-
2	Eagle Star Tex. Mills Ltd	12,980,000	-
3	Dost Textile Mills Ltd.	10,000,000	-
4	PPP Project	115,000,000	-
5	TIDC P.F	5,580,000	-
6	Ahmed Bawani Tex. Mills	2,412,000	-
7	Chittaranjan Cotton Mill	648,837,090	-
8	Liaison Office	14,389,328	-
9	Others Mills	73,912,777	-
	Total	915,496,195	-



BANGLADESH TEXTILE MILLS CORPORATION
BTMC BHABAN
7-9, KAWRAN BAZAR, DHAKA-1215
Schedule of Investment
For the year ended 30 June-2020

Schedule-A-19

SL No.	Particulars	Amount in Taka	
		30 June 2020	30 June 2019
1	Head Office	1,391,890,133	1,846,126,703
2	H.O (Finance Department)	11,500,000	11,500,000
3	Liaison Office	-	14,389,328
Total		1,403,390,133	1,872,016,031

BANGLADESH TEXTILE MILLS CORPORATION
BTMC BHABAN
7-9, KAWRAN BAZAR, DHAKA-1215
Schedule of Cash Balance
For the year ended 30 June-2020

Schedule-A-20

SL No.	Particulars	Amount in Taka	
		30 June 2020	30 June 2019
1	BTMC Head Office	1,085	5,206
2	BTMC Common Service Brance	(14,701)	202
3	BTMC Liaison office	80	80
4	TIDC	14,163	14,163
5	Pratirakha Sanchoy Patra	25,000	25,000
Total		25,627	44,651



BANGLADESH TEXTILE MILLS CORPORATION
BTMC BHABAN
7-9, KAWRAN BAZAR, DHAKA-1215
Schedule of Bank Balances
As on 30 June 2020

Schedule-A-21

SL No.	Particulars	Amount in Taka	
		30 June 2020	30 June 2019
A. BTMC Head Office:			
1	STD Account	47,601,694	30,662,568
2	Current Account	13,312,069	3,492,909
3	SND	-	6,040
Sub-Total -A		60,913,762	34,161,516
B. Break-up of name of Bank of BTMC Head Office:			
1	Sonali Bank PLC, Kawran Bazar Br. STD-43/6000303	23,252,700	2,545,604
2	Sonali Bank PLC, Kawran Bazar Br. STD-36000336	77,641	77,641
3	Janata Bank PLC, BIDC Br. STD-117	5,405	5,405
4	Agrani Bank PLC, Wasa Br. STD-790	349,579	349,579
5	Rupali Bank PLC, L.O.Br., STD-24	11,427	11,427
6	E B L, L.O.Br. STD-11	20,192	20,192
7	Sonali Bank PLC, Kawran Bazar Br., STD-44/36000311	4,297,618	9,891,420
8	Sonali Bank PLC, Kawran Bazar Br CURRENT A/C.-33001519	13,307,389	3,488,229
9	Sonali Bank PLC, Kawran Bazar Br. STD-36000014	5,778,558	2,178,839
10	Sonali Bank PLC, L.O.Br. STD-335	210,914	210,914
11	The City Bank PLC, Kawran Bazar Br. STD-44450001	9,783	9,783
12	Agrani Bank PLC, Wasa Br. STD-868	206,100	206,100
13	Uttara Bank PLC, L.O.Br. STD-209	30,057	30,057
14	Sonali Bank PLC, Kawran Bazar Br. STD-41/36000286	4,616,190	5,106,806
15	Rupali Bank PLC, TCB Br. STD-25	4,615	4,615
16	Rupali Bank PLC, TCB Br. STD-27	9,957	9,957
17	Rupali Bank PLC, TCB Br. STD-31	9,423	9,423
18	Rupali Bank PLC, TCB Br. STD-33	11,469	11,469
19	Agrani Bank PLC, Wasa Br. STD-880	380,059	380,059
20	Sonali Bank PLC, Kawran Br. STD-49/36000369	17,110	17,110
21	Sonali Bank PLC, Kawran Bazar, Br. STD-50/36000377	80,087	80,087
22	Sonali Bank PLC, Gulshan Br. STD-122	79,266	79,266
23	UCBL, Karwan Bazar Br. STD-135	34,138	34,138
24	UCBL, Karwan Bazar Br. STD 146	4,896	4,896
25	UCBL, Karwan Bazar Br.-SND-204	6,040	6,040
26	Janata Bank PLC, Wasa Br. STD-144	276,797	276,797
27	Rupali Bank PLC, TCB Br. CA-751	4,679	4,679
28	Dutch Bangla Bank PLC, kawran Bazar Br, 3514	1,063,060	8,881,855
29	Dutch Bangla Bank PLC, kawran Bazar Br, SND-3556	4,181,020	-
30	Bank Asia PLC, Tower Br. SND-033	2,452,280	-
31	Rupali Bank PLC, TCB Br. STD-26	125,310	229,127
Sub-Total -B		60,913,762	34,161,516
B. BTMC Finance Deptt.			
1	STD Account	9,245	9,545
2	Current Account	853,349	829,121
Sub-Total -B		862,594	838,666
C. Liaison Office			
1	STD Account	3,871,724	3,871,724
2	Current Account	58,144	58,144
Sub-Total -C		3,929,868	3,929,868
D. TIDC			
1	STD Account	1,229,449	1,229,449
2	Current Account	-	-
Sub-Total -D		1,229,449	1,229,449
Grand Total(A+B+C+D)		66,935,673	40,159,499



BANGLADESH TEXTILE MILLS CORPORATION

BTMC BHABAN

7-9, KAWRAN BAZAR, DHAKA-1215

Share Capital, Equity, Reserve, Fund and Donation

As at 30 June 2020

Particulars	Sch-L-1	
	Amount in Tk	
	30 June 2020	30 June 2019
A. Share Capital and Equity		
Authorized Capital	10,000,000	10,000,000
Subscribed and Paid-up Capital	500,000	500,000
Government Equity	2,952,972,033	2,952,972,033
	<u>2,953,472,033</u>	<u>2,953,472,033</u>
B Reserve and Surplus		
1.Capital Reserve	994,100	994,100
2.General Reserve:		
Opening balance	40,833,848	40,833,848
Add:Net Profit/(Loss) during the year	5,199,606	-
General Reserve as on 30 June 2020	46,033,454	40,833,848
Total Reserve and Surplus	<u>47,027,554</u>	<u>41,827,948</u>
C Fund		
Fixed Asset Fund	50,567,985	50,567,985
	<u>50,567,985</u>	<u>50,567,985</u>
D Grant/Donation		
Grant for TIDC	18,168,000	18,168,000
Donation from Beximco for TIDC	98,750	98,750
Grant for Up-Gradation skill workers	1,575,300	1,575,300
Grant for Golden Handshake	600,000,000	600,000,000
Grant for Golden Handshake Lay-Off Mills	697,000,000	697,000,000
Rehabilitation Fund	4,940,000	4,940,000
Donation from BTMC	500,000	500,000
	<u>1,322,282,050</u>	<u>1,322,282,050</u>
Grand Total (A+B+C+D)	<u><u>4,373,349,622</u></u>	<u><u>4,368,150,016</u></u>



BANGLADESH TEXTILE MILLS CORPORATION

BTMC BHABAN

7-9, KAWRAN BAZAR, DHAKA-1215

Schedule of Govt. short term loan against salary & wages

For the Year Ended 30 June 2020

Schedule-L(1)-c

PARTICULARS	Amount in Tk	
	30 June 2020	30 June 2019
A. Loan against Golden Handshake (without Interest)	4,012,529,000	4,012,529,000
	4,012,529,000	4,012,529,000
B. Loan against Golden Handshake (with Interest)		
Loan against salary, wages & Bonus	2,671,331,000	2,671,331,000
Loan against payment of death & Retirement	95,028,000	95,028,000
Loan against Provident Fund	88,600,000	88,600,000
Loan against Wages commission	198,483,000	198,483,000
Loan against arrear bills of Lay off Mills,	22,387,000	22,387,000
Loan against payment of outstanding bills(Ministry of Ind.)	244,728	244,728
Loan against Electric and Gas bill	213,812,000	213,812,000
Loan against Barbed wire & fence	2,108,000	2,108,000
Loan against Municipal Tax	505,000	505,000
Loan against Repayment of Bank loan	22,730,014	22,730,014
Loan from Privatization Commission	96,813,488	96,813,488
Received from Liquidation Cell	29,000,000	29,000,000
	3,441,042,230	3,441,042,230
Short term Loan Principal (A+B)	7,453,571,230	7,453,571,230
C. Provision for Interest against Govt.Loan	10,236,795,562	9,732,115,140
D. Govt. Treasury Bond	1,053,300,000	1,053,300,000
E. Provosion for Interest on Treasury Bond	448,722,963	448,722,963
Total (A+B+C+D+E)	19,192,389,755	18,687,709,333



BANGLADESH TEXTILE MILLS CORPORATION
BTMC BHABAN
 7-9, KAWRAN BAZAR, DHAKA-1215
 Schedule of ADP loan
 For the year ended 30 June 2020

Schedule-L-2

SI No	Particulars	Amount in Taka	
		30-Jun-2020	30-Jun-2019
1	Government Development Fund	(1,701,387)	(1,701,387)
2	Government Development (BMRE)	72,600,943	72,600,943
Total		70,899,556	70,899,556

BANGLADESH TEXTILE MILLS CORPORATION
BTMC BHABAN
 7-9, KAWRAN BAZAR, DHAKA-1215
 Schedule of IDA loan
 For the year ended 30 June 2020

Schedule-L-3

SI No	Particulars	Amount in Taka	
		30-Jun-2020	30-Jun-2019
1	IDACredit-1205 BD	67,690,095	67,690,095
2	IDA Credit-1477 BD	222,568,501	222,568,501
Total		290,258,596	290,258,596

BANGLADESH TEXTILE MILLS CORPORATION
BTMC BHABAN
 7-9, KAWRAN BAZAR, DHAKA-1215
 Schedule of Debenture
 For the year ended 30 June 2020

Schedule-L-4

SI No	Particulars	Amount in Taka	
		30-Jun-2020	30-Jun-2019
1	Sonali Bank	5,147,900	5,147,900
2	Agrani Bank	1,550,000	1,550,000
3	Rupali Bank	2,445,000	2,445,000
Total		9,142,900	9,142,900

BANGLADESH TEXTILE MILLS CORPORATION
BTMC BHABAN
 7-9, KAWRAN BAZAR, DHAKA-1215
 Schedule of interest on Debenture
 For the year ended 30 June 2020

Schedule-L-4(a)

SI No	Particulars	Amount in Taka	
		30-Jun-2020	30-Jun-2019
1	Interest on debenture	87,446,680	87,446,680
Total		87,446,680	87,446,680



BANGLADESH TEXTILE MILLS CORPORATION
BTMC BHABAN
7-9, KAWRAN BAZAR, DHAKA-1215
Schedule of IDA credit for BTMC
For the year ended 30 June 2020

		Schedule-L-5	
SI No	Particulars	Amount in Taka	
		30-Jun-2020	30-Jun-2019
1	IDA-Credit-1205-BD	18,409,000	18,409,000
2	IDA- Credit-1477-BD	1,925,000	1,925,000
Total		20,334,000	20,334,000

BANGLADESH TEXTILE MILLS CORPORATION
BTMC BHABAN
7-9, KAWRAN BAZAR, DHAKA-1215
Schedule of Overdue
For the year ended 30 June 2020

		Schedule-L-5(a)	
SI No	Particulars	Amount in Taka	
		30-Jun-2020	30-Jun-2019
1	Overdue loan	5,557,133,438	5,557,133,438
Total		5,557,133,438	5,557,133,438

BANGLADESH TEXTILE MILLS CORPORATION
BTMC BHABAN
7-9, KAWRAN BAZAR, DHAKA-1215
Schedule of the Natherland Grant
For the year ended 30 June 2020

		Schedule-L-5(b)	
SI No	Particulars	Amount in Taka	
		30-Jun-2020	30-Jun-2019
1	Natherland grant	604,000	604,000
Total		604,000	604,000



BANGLADESH TEXTILE MILLS CORPORATION
BTMC BHABAN
7-9, KAWRAN BAZAR, DHAKA-1215
Schedule of current account with BTMC Mills, Sold Mills, Closed Mills, Lay-off Mills and
Transferred Mills (Credit Balance)
For the year ended 30 June-2020

Schedule-L-6			
SI No	Particulars	Amount in Taka	
		30-Jun-2020	30-Jun-2019
A	Closed Mills		
1	Ahmed Bawani Textile Mills Ltd.	18,981,368	10,128,407
2	Quaderia Textile Mills Ltd.	74,634,967	-
3	Valika Wollen Mills Ltd	19,617,688	18,564,530
2	Khulna Textile Mills Ltd.	4,149,708	7,053,262
3	Chittaranjan Cotton Mills Ltd.	715,401,211	545,446,685
4	National Cotton Mills Ltd.	204,309,414	204,309,414
5	Satrang Textile Mills Ltd.	45,688,947	45,688,947
	Sub-Total -A	1,082,783,304	831,191,246
B	Transferred To Workers And Staff		
1	Olympia Textile Mills Ltd.	40,585,475	37,385,475
2	Dhaka Cotton Mills Ltd.	80,204,737	80,204,737
3	Pylon Industries Ltd	29,456,353	29,456,353
4	Monno Textile Mills Ltd.	32,823,546	32,823,545
5	Luxminarayan Cotton Mills Ltd.	39,675,775	39,675,774
	Sub-Total -B	222,745,886	219,545,884
C	Sold Mills		
1	Zecnat Textile Mills Ltd.	196,707,914	196,707,914
2	Zofine Fabrics Ltd	3,835,828	3,835,828
3	Sharmin Textile Mills Ltd.	14,592,135	14,592,135
4	Kokil Textile Mills Ltd.	26,522,292	26,522,292
	Sub-Total -C	241,658,169	241,658,169
D	Other Mills		
1	Cotton Zinning Bailing & Storage	9,396,800	9,396,800
2	Bleaching Dying and Finishing Plant	147,090	147,090
3	Exportable Germents	15,947	15,947
	Sub-Total -D	9,559,837	9,559,837
E	Liquidated Mills		
1	Orient Textile Mills Ltd.	17,067,475	17,067,475
2	Bangladesh Textile Mills Ltd.	110,208,376	110,208,376
3	Chisty Textile Mills Ltd.	240,889	240,889
	Sub-Total -E	127,516,740	127,516,740
	Total(A+B+C+D+E)	1,684,263,935	1,429,471,875

BANGLADESH TEXTILE MILLS CORPORATION
BTMC BHABAN
7-9, KAWRAN BAZAR, DHAKA-1215
Schedule of current account with Disinvested Mills (Credit Balance)
For the year ended 30 June-2020

Schedule-L-7			
SI No	Particulars	Amount in Taka	
		30-Jun-2020	30-Jun-2019
1	Afsar Cotton Mills Ltd.	507,519	507,519
2	Ibrahim Cotton Mills Ltd.	411,329	411,329
3	Kushtia Textile Mills Ltd.	465,280	465,280
4	Calico Cotton Mills Ltd.	121,147	121,147
5	Chand Textile Mills	523,629	523,629
6	Chittagong Textile Mills Ltd.	2,187,505	2,187,505
7	Jaba Textile Mills	256,288	256,288
8	Mainamati Textile Mills Ltd.	592,249	592,249
9	Mowla Textile Mills Ltd.	526,005	526,005
10	Raj Textile Mills Ltd.	816,957	816,957
11	Sirajgonj Textile Mills Ltd.	20,451	20,451
12	Abbasi Thread Mills Ltd.	340,078	340,078
13	Jess Blanket Manufacturing Co. Ltd.	550,090	550,090
14	Dhaka Dying and Manufacturing Co.Ltd.	758,537	758,537
15	Eastern Cotton Mills Ltd.	1,427,618	1,427,618
16	Dhakeswari Cotton Mills Ltd.-I	38,356,495	38,356,495
17	Mohini Mills Ltd.	31,929,965	31,929,965
18	Liaquation Cell	-	-
	Total	79,791,142	79,791,142



BANGLADESH TEXTILE MILLS CORPORATION
BTMC BHABAN
7-9, KAWRAN BAZAR, DHAKA-1215
Schedule of Provision for Outstanding Liabilities
For the year ended 30 June-2020

Schedule-L-8

SI No	Particulars	Amount in Taka	
		30-Jun-2020	30-Jun-2019
1	Provision for outstanding Interest	1,341,278,203	1,341,278,203
2	Provision for Interest on Sundry Debtors	6,191,256	6,191,256
3	Interest Payable	4,757,214	4,757,214
4	Provision for Travelling and Conveyance	204,389	244,536
5	Provision for leave pay and gratuity Btmc Mills	153,371,040	153,371,040
6	Provision for leave pay and gratuity	127,229,994	178,988,309
7	Salary Payment Account	8,026,070	8,052,208
8	Salary payment Account(ansar)	-	151,800
9	Loan refund of Provident Fund Account	(129,343)	-
9	Liaison Office	191,934	191,934
10	Provident Fund Contribution to Officer & Staff	(37)	(129,380)
11	Govt. Relief Fund	627	627
12	Provident Fund to Govt. Employees	-	(29,979)
13	Govt.Employees Benevolent Fund	-	(90)
14	Govt.Employees Group Insurance	-	(70)
15	House rent received from Govt.Employees	-	(2,804)
16	Provision for Officer and Staff Income tax	663,876	644,666
17	Government Employees Municipal tax	-	(14,986)
18	Provision for Advertisement tax	22,292	22,292
19	Income tax deduction from Supplies & Contractors	167,363	178,122
20	Provision for other tax	4,692,472	4,691,972
21	Provision for income tax	2,799,788	-
22	Provision for Withholding Vat deduction	712,033	644,937
23	Provision for Service charge on advertisement	35,183	32,985
24	Claim on short receipt of Raw Cotton	6,384,793	6,384,793
25	Deduction against revenue Stamp	85,507	136,702
26	Provision for P.F of Govt. Employees own Contibution	1,875	1,875
27	govt: audit objection P:F:	1,072,752	800,260
28	Provision for expenses	17,122,111	9,705,353
29	Document under retirement	76,420,850	76,420,850
30	Outstanding liabilities for BTMC Finance Deptt.	25,808,243	25,808,243
31	Outstanding liabilities forTIDC	2,365,031	2,365,031
32	Provision for other tax.(Audit)	42,000	42,000
33	Housing Complex (Banani,Fattulah,& Hatkhola)	14,303,987	13,791,279
Total		1,793,821,502	1,834,721,177

BANGLADESH TEXTILE MILLS CORPORATION
BTMC BHABAN
7-9, KAWRAN BAZAR, DHAKA.
Schedule of creditor for good supplied and expenses
For the year ended 30 June-2020

Schedule-L-9

SI No	Particulars	Amount in Taka	
		30-Jun-2020	30-Jun-2019
1	Creditors for Raw Cotton (Mills)	272,775,206	272,775,206
2	Import under PL-480	1,713,642,700	1,713,642,700
3	Creditors for Dyes and Chemicals(Mills)	4,643,280	4,643,280
4	Creditors for Spare parts(Mills)	16,967,195	16,967,195
5	Creditors for Sundry Goods	1,546,004	963,795
6	Sundry Creditors	2,868,397	1,347,006
Total		2,012,442,782	2,010,339,182



BANGLADESH TEXTILE MILLS CORPORATION
BTMC BHABAN
7-9, KAWRAN BAZAR, DHAKA-1215
Schedule of Creditors for others
For the year ended 30 June 2020

Schedule-L-10

SI No	Particulars	Amount in Taka	
		30-Jun-2020	30-Jun-2019
A	Other Creditors		
1	Loan on Import Account(Finance Department)	118,007,660	118,007,660
2	Andhakollayan Samity	2,670	2,670
3	BTMC Sales & Display Department	20,828,683	20,828,683
4	Chittagong Bastra Samber	24,671	24,671
5	Rajshahi Bastra Samvar	85,768	85,768
6	BTMC Officers Welfare Association	2,569,035	2,564,715
7	BTMC Staff Union	58,390	58,390
8	BTMC Officers and Staff Welfare Samity	(3,730)	(3,730)
9	Group Term Insurance	241,560	241,560
10	Rehabilitation Fund	(161,468)	(113)
11	Contribution to Welfare Fund(Shipping)	1,705	1,705
12	Govt. Tax	6,722	6,722
13	Unpaid Salary and Bonus	20,709	20,709
14	Unpaid Cheque	32,313	32,313
15	Directorate of Film & Publications	971,380	971,380
16	BIDC Creditors	2,621,702	2,621,702
17	BTMC Officer's & Staff Gratuity Fund Loan	3,813,203	3,782,185
18	BSEC (Banani)	177,905	229,767
19	Advertisement bill	4,407,656	4,407,656
20	Creditors for Shipping Office	12,366,003	12,366,003
21	Creditors for Finance Deptt.	1,407,932	1,407,932
22	Interest on Fixed Deposit (Finance Deptt)	6,401,152	6,401,152
23	Creditors of TIDC	992,001	992,001
24	Creditors against Project	1,035,970	1,035,970
25	Sundry Creditors (Liquidation Cell)	1,183,480	1,183,480
26	TIDC	59,569,763	-
27	TIDC PF	5,580,000	65,149,763
28	Non-districted interest of F.department	7,332,216,667	7,332,216,667
29	Noakhali Textile Mills Ltd.	115,460	115,460
30	The National Cotton Mills Ltd(P.F),Godown Rent & Bank	2,140,874	2,144,675
31	Bangladesh Textile Mills Ltd.	1,372,000	1,372,000
32	Satrang Textile Mills Ltd.	770,573	770,573
33	Dhaka Cotton Mills Ltd.	444,000	444,000
34	Kokil Textile Mills Ltd.	231,496	231,496
35	Kohinoor Spinning Mills Ltd.	246,415	246,415
36	Orient Textile Mills Ltd.	83,527	83,527
37	Luxminarayan Cotton mills Ltd.	300,000	300,000
38	Ahmed Bawany Textile Mills Ltd.	594,372	594,372
39	S.M Textile Mills Ltd.	182,064	182,064
40	R.R Textile Mills Ltd.	1,162,303	1,162,303
41	Kishoregonj Textile Mills Ltd.	138,894	138,894
42	Khulna Textile Mills Ltd.	306,340	306,340
43	Valika Woollen Mills Ltd.	24,717,142	24,717,142
44	Chittaranjan Cotton Mills Ltd.	591,556	591,556
45	Tangail Cotton Mills Ltd.	267,405	267,405
46	Darwani Textile Mills Ltd.	38,944	38,944
47	Dinajpur Textile Mills Ltd.	622,768	622,768



BANGLADESH TEXTILE MILLS CORPORATION
BTMC BHABAN
7-9, KAWRAN BAZAR, DHAKA-1215
Schedule of Creditors for others
For the year ended 30 June 2020

Schedule-L-10

SI No	Particulars	Amount in Taka	
		30-Jun-2020	30-Jun-2019
48	Fine Cotton Mills Ltd.	88,934	88,934
49	Barisal Textile Mills Ltd.	207,679	207,679
50	Bangladesh Textile Mills Ltd.	265,263	265,263
51	Bangal Textile Mills Ltd.	503,579	503,579
52	Magura Textile Mills Ltd.	203,687	203,687
53	Meghna Textile Mills Ltd.	298,965	298,965
54	Rangamati Textile Mills Ltd.	577,326	577,326
55	Rajshahi Textile Mills Ltd.	142,687	142,687
56	Sharmin Textile Mills Ltd.	19,034	19,034
57	Quasem Cotton Mills Ltd.	9,688	9,688
58	Kushtia Textile Mills Ltd.	93,189	93,189
59	Pahartali Textile Mills Ltd.	670	670
60	Bogra Cotton Mills Ltd.	601	601
61	Jalil Textile Mills Ltd.	55,343	55,343
62	Abbasi Thread	353	353
63	Mohini Textile Mills Ltd.	94,277	94,277
Sub-Total-A		7,611,346,910	7,611,528,590
B	Backward linkage of Textile Mills Palli		
1	Ahmed Bawany Textile Mills Ltd.	163,678,373	163,678,373
2	Hatkhula Land Sales Ltd.	1,657,224,780	1,657,224,780
3	Valika Woollen Mills Ltd.	216,666,450	216,666,450
4	Olympia Textile Mills Ltd.	209,083,692	209,083,692
5	Monnoo Textile Mills Ltd.	221,178,625	221,178,625
6	Jinnat Textile Mills Ltd.	29,812,910	29,812,910
7	Meghna Textile Mills Ltd.	10,186,183	10,186,183
8	Quaderia Textile Mills Ltd.	120,000,000	120,000,000
9	Satrang Textile Mills Ltd.	18,094,804	18,094,804
10	Luxminaryan Cotton Mills Ltd.	13,936,000	13,936,000
11	National Cotton Mills Ltd.	123,193,984	123,193,984
12	Noakhali Textile Mills Ltd.	30,509,794	30,509,794
13	Asiatic Cotton Mills Ltd.	55,254,701	50,055,254
Sub-Total-B		2,868,820,296	2,863,620,849
C.	Interest Unallocated	330,198,907	197,503,897
Sub-Total-C		330,198,907	197,503,897
Grand Total(A+B+C)		10,810,366,113	10,672,653,336



BANGLADESH TEXTILE MILLS CORPORATION
BTMC BHABAN
7-9, KAWRAN BAZAR, DHAKA-1215
Schedule of Raw Cotton Import account
For the year ended 30 June-2020

		Schedule-L-11	
SI No	Particulars	Amount in Taka	
		30-Jun-2020	30-Jun-2019
A.	BTMC Running Mills		
1	Amin Textiles No-2	15,805,797	15,805,797
2	Dinajpur Textile Mills	1,228,015	1,228,015
3	Sundarban Textile Mills-1	91,860,943	91,860,943
4	Dost Textile Mills	7,404,295	7,404,295
	Sub-Total-A	116,299,050	116,299,050
B	BTMC Closed/Lay-Off Mills		
	Tangail cotton mills ltd	7,121,707	7,121,707
	Sub-Total-B	7,121,707	7,121,707
C	Dues With Disinvested Mills		
1	Asharf Textile Mills	393,461	393,461
2	Jalil Textile Mills	421,103	421,103
3	Jess Blanket	41,257	41,257
	Sub-Total-C	855,821	855,821
D	Schedule Of Mille Transferred To Workers & Staff.		
1	Meghna textile mills No-2	2,595,928	2,595,928
	Sub-Total-D	2,595,928	2,595,928
	Grand Total(A+B+C+D)	126,872,506	126,872,506

BANGLADESH TEXTILE MILLS CORPORATION
BTMC BHABAN
7-9, KAWRAN BAZAR, DHAKA-1215
Schedule of Security Deposits
For the year ended 30 June-2020

		Schedule-L-12	
SI No	Particulars	Amount in Taka	
		30-Jun-2020	30-Jun-2019
1	Contractors for Security Deposits	6,051,679	5,727,958
2	Suppliers Security Deposits	1,582,226	1,582,226
3	Yarn Dealer Security Deposits	6,830,000	6,830,000
4	Cloth Dealer Security Deposits	111,230	111,230
5	Security deposit against House Rent	31,304,563	30,537,436
6	Prathirakha Sanchaya Patra	25,000	25,000
7	Chartered Accountants Firm	4,000	4,000
8	Other Deposits	400,114	400,114
	Total	46,308,812	45,217,964

BANGLADESH TEXTILE MILLS CORPORATION
BTMC BHABAN
7-9, KAWRAN BAZAR, DHAKA-1215
Schedule of Bank Overdraft
For the year ended 30 June-2020

		Schedule-L-13	
SI No	Particulars	Amount in Taka	
		30-Jun-2020	30-Jun-2019
1	Janata Bank PLC	2,700	2,430
2	Sonali Bank PLC	1,774,420	1,752,686
3	Agrani Bank PLC	11,117,144,512	11,117,144,153
4	Rupali Bank PLC	303,788	301,924
5	Uttara Bank PLC	(2,100)	(1,800)
	Total	11,119,223,320	11,119,199,393



BANGLADESH TEXTILE MILLS CORPORATION
BTMC BHABAN
7-9, KAWRAN BAZAR, DHAKA-1215
Schedule of Rental Income
For the year ended 30 June-2020

		Schedule-S/1	
SL No.	Particulars	Amount	
		30 June 2020	30 June 2019
1	Rent received from Bastra Bhaban	78,393,871	88,112,711
2	Rent Received from Afsar cotton mills	-	48,000
3	Rent received from New Market Bastra Samber/Mohammadpur B- Samber	329,400	1,400,206
4	Rent received from car parking	3,389,500	3,110,000
Total		82,112,771	92,670,917

BANGLADESH TEXTILE MILLS CORPORATION
BTMC BHABAN
7-9, KAWRAN BAZAR, DHAKA-1215
Schedule of Interest Income
For the year ended 30 June-2020

		Schedule-S/2	
SL No.	Particulars	Amount	
		30 June 2020	30 June 2019
1	Interest received from Bank	47,224,838	31,448,300
2	Interest received from Officer and Staff	-	-
Total		47,224,838	31,448,300

BANGLADESH TEXTILE MILLS CORPORATION
BTMC BHABAN
7-9, KAWRAN BAZAR, DHAKA-1215
Schedule of TIDC & Liaison Office Income
For the year ended 30 June-2020

		Schedule-S/3	
SL No.	Particulars	Amount	
		30 June 2020	30 June 2019
1	TIDC's Income	-	-
2	Liaison Office Income	-	5,191,200
Total		-	5,191,200

BANGLADESH TEXTILE MILLS CORPORATION
BTMC BHABAN
7-9, KAWRAN BAZAR, DHAKA-1215
Schedule of Other Income
For the year ended 30 June-2020

		Schedule-S/4	
SL No.	Particulars	Amount	
		30 June 2020	30 June 2019
1	Quality Examination Fees	285,200	7,900
2	Enlistment fees	12,000	5,000
3	Sale Amount of Tender Schedule	13,400	1,117,000
4	Others	334,000	156,921
5	Receive From Officer and Staff against Usage of Bus/Car	134,386	-
6	Operational expenses	-	-
Total		778,986	1,286,821



BANGLADESH TEXTILE MILLS CORPORATION
BTMC BHABAN
 7-9, KAWRAN BAZAR, DHAKA-1215
 Schedule of Salary and Allowances
 For the year ended 30 June-2020

Schedule-E/1

SL No.	Particulars	Amount	
		30 June 2020	30 June 2019
1	Salary Officer	22,022,470	25,042,181
2	Salary-Staff	12,565,184	15,019,911
3	Officer-House rent	9,674,523	11,458,439
4	Staff-House rent	6,842,056	8,168,245
5	Other allowances-Officer	738,932	2,120,573
6	Other allowances-Staff	691,532	1,065,708
7	Overtime expenses	1,301,287	1,398,052
8	Bonus	6,193,790	6,447,140
9	Medical allowances	2,126,481	2,406,455
10	Leave Pay and Gratuity	9,408,531	9,584,922
11	Provident Fund Contribution	2,231,391	2,585,472
	Total	73,796,176	85,297,098

BANGLADESH TEXTILE MILLS CORPORATION
BTMC BHABAN
 7-9, KAWRAN BAZAR, DHAKA-1215
 Schedule of Rent, Rate & Taxes
 For the year ended 30 June-2020

Schedule-E/2

SL No.	Particulars	Amount	
		30 June 2020	30 June 2019
1	Rent	-	-
2	Rate	-	-
3	Taxes	12,095,695	2,755,762
	Total	12,095,695	2,755,762

7-9, KAWRAN BAZAR, DHAKA-1215
BTMC BHABAN
 For the year ended 30 June-2020
 Schedule of Income Tax Deduction (Source)
 For the year ended 30 June-2020

Schedule-E/3

SL No.	Particulars	Amount	
		30 June 2020	30 June 2019
1	TDS on Interest	9,435,216.44	7,778,375.85
	Total	9,435,216.44	7,778,375.85

BANGLADESH TEXTILE MILLS CORPORATION
BTMC BHABAN
 7-9, KAWRAN BAZAR, DHAKA-1215
 Schedule of Depreciation
 For the year ended 30 June-2020

Schedule-E/4

SL No.	Particulars	Amount	
		30 June 2020	30 June 2019
1	BTMC Head Office	15,065,175	14,439,376
2	BTMC Liaison Office	-	43,223
3	TIDC	-	-
	Total	15,065,175	14,482,599



BANGLADESH TEXTILE MILLS CORPORATION
BTMC BHABAN
7-9, KAWRAN BAZAR, DHAKA-1215
Schedule of Administrative Expenses
For the year ended 30 June-2020

Schedule-E/5			
SL No.	Particulars	Amount	
		30 June 2020	30 June 2019
1	Printing and Stationery	1,069,268	580,828
2	Electricity, Gas and Water Bill	3,061,361	2,969,630
3	Uniform	211,626	49,860
4	Postage and Stamp	19,252	28,123
5	Telephone Expenses	64,149	124,037
6	Advertisement and publicity	125,661	640,638
7	Legal adviser fees	1,028,671	645,990
8	Audit fees	40,000	30,000
9	News Paper and periodicals	26,996	20,594
10	Power and fuel	1,279,391	1,610,883
11	Staff Bus fare	1,894,670	2,469,480
12	Repairs and Maintenance (Building & Road)	2,205,249	1,843,353
13	Repairs and Maintenance (Furniture and Fixture)	3,542	13,030
14	Repairs and Maintenance (Electric Installation)	352,124	402,923
15	Repairs and Maintenance (Car)	618,714	452,050
16	Tax Token, Fitness fees for vehicles	235,197	301,931
17	Repairs and Maintenance (Lift)	1,194,000	1,206,437
18	Travelling and Conveyance	2,304,692	1,559,347
19	Group Insurance	701,336	794,099
20	General Insurance	685,656	612,164
21	Welfare Expenses	178,272	24,724
22	Training Fees	24,000	60,200
23	Honourarium	123,000	251,635
24	Entertainment	448,381	217,974
25	Internet bill	123,300	144,750
26	Bank Charge	195,626	134,083
27	Subscription and Donation	15,000	-
28	Afsar cotton mills expenses	1,123,190	2,056,357
29	Festival expenses	553,886	-
30	Medical Expenses	294,923	132,148
31	National Integrity Strategy	131,980	-
32	Innovation	424,382	-
33	Others	371,660	856,246
34	Annual Performance Agreement	31,000	305,925
Total		21,160,155	20,539,439

BANGLADESH TEXTILE MILLS CORPORATION
BTMC BHABAN
7-9, KAWRAN BAZAR, DHAKA-1215
Income Tax Expenses
For the year ended 30 June-2020

Schedule-E/6			
SL No.	Particulars	Amount	
		30 June 2020	30 June 2019
1	Income Tax @ 35% on Profit before tax	2,799,788	-
Total		2,799,788	-



BANGLADESH TEXTILE MILLS CORPORATION
BTMC BHABAN
7-9, KAWRAN BAZAR, DHAKA-1215
Advance against Salary
For the year ended 30 June 2020

Sl. NO.	Name of Employees	Designation	Staff No.	Schedule-A-17/a	
				Amount in Taka	
				30-Jun-2020	30-Jun-2019
1	Mr. Abul Kasham	CF	89	3,685	3,685
2	Mr. Sultan Ahamad	ACA	93	1,547	1,547
3	Mr. Abdur Rahamn	Despachar	97	3,608	3,608
4	Mr. Amdadul Haque	Koronik	120	2,139	2,139
5	Mr. Mosharruf Hossian	DGM	130	10,214	10,214
6	Mr. As.M. Somcer Ali	Driver	150	1,629	1,629
7	Mr. Abdul Goni	Driver	204	4,574	4,574
8	Mr. Sirag Mia	Driver	C-206	4,000	4,000
9	Mr. Mokaram Hossian	ACA	483	2,529	2,529
10	Mr. Ataur Rahman	GM	545	2,409	2,409
11	Mr. Abu Jafor Uysuf	DCA	549	1,941	1,941
12	Mr. M Amonam Talukdar	Office Assistant	646	356,838	356,838
13	Mr. Hozrat Ali	Office Assistant	701	7,633	7,633
14	Mr. Mizanur Rahman	AO	736	(25,026)	(25,026)
15	Mrs. Aligan Neca	ACA	740	2,920	2,920
16	Mr. AbJor Gilul Rahman	Pharmicist	762	61,272	61,272
17	Mr. Nurmul Afsar	GM	825	32,974	32,974
18	Mr. Abdul Haque	DGM	838	40,167	40,167
19	Mr. Skhandar Ali	Driver	840	(3,940)	(3,940)
20	Mr. Korshad Alom Khan	GM	857	(5,172)	(5,172)
21	Mr. Jabbarul Hossian	DCA	872	(17,098)	(17,098)
22	Mrs. Samchor Nahar	Corporative Officer	877	(4,519)	(4,519)
23	Mr. A S.M. Majibur Rahamn	Corporative Officer	905	(31,412)	(31,412)
24	Mr. Abdul Hay	Office Assistant	919	(11,731)	(11,731)
25	Mr. Afzal Hossian	Store Officer	958	1,002	1,002
26	Mr. M.A. Manan	Audit Officer	966	2,540	2,540
27	Mr. Hakmot Ali	Corporative Officer	1020	3,032	3,032
28	Mr. Abdus Sorter	Night Gird	1049	-	7,106
29	Mrs. Jahanara Begum	Organaiger	1067	855	5,803
30	Mr. Tothajall Hossian	Assistant Sectary	1068	57,230	47,702
31	Mr. Tahomina Akter	Audit Officer	1071	(161)	(1,556)
32	Mr. Raten Kumar Das	Organaiger	1079	11,962	11,769
33	Mr. Sobdar Ali Seikh	ACA	1086	-	4,867
34	Mr. Ali Ahamad	Driver	1096	9,936	3,708
35	Mr. Mofhajall Hossian	Office Assistant	1101	(100)	13,767
36	Mr. Manaiul Haque	Peaon	1120	12,855	12,854
37	Mr. Abdul Halim	Peaon	1117	4,149	10,009
38	Mr. Yearar Ali	Peaon	1118	12,007	8,758
39	Mr. Kamruzaman	GM	1131	113,511	113,511
40	Mr. Abul kalam	Peaon		3,803	8,225
41	Mrs. Jennat Jasmin	Finance officer	1164	91,546	91,546
42	Mr. Nur Mohamad	Office Assistant	1172	-	8,310
43	A SM Mostafiqur Rahman	Office Assistant	1176	-	575
44	Mr. Chan Mia	Palamber	1177	2,408	7,342
45	Mrs. Maksuda Akter	Accountant	1179	2,740	2,740
46	Kaji Jahir Hossian	Koronik	1187	2,448	7,621
47	Mr. Manik Mia	Koronik	1193	732	7,367
48	Mrs. Samchor Nahar	Assistant Sectary	1209	1,380	1,380
49	Mr. Badrul Alom	Lab :Assistant	1213	16,219	16,219
50	Mr. lotif molla	Deputy Programar	1216	11,173	13,315
51	Mr. Solaman Talakdur	A SB	1218	8,216	3,197
52	Mr. Abul Kalam	Electician	1220	1,315	7,754
53	Mr. Sudir Chandro Gosh	Electician	1223	(2,187)	332
54	Mr. Mosharruf Hossian	Peaon	1228	-	300,922
55	Mr. Anamul Karim	Electician	1229	(6,905)	(6,905)
56	Mr. Tagul Islam	Driver	1233	10,278	3,863
57	Mr. Golam Majibur Rahman	Peaon	1245	4,131	4,131
58	Mr. Shafiqul Islam	GM	1259	(3,694)	24,683
59	Mr. Mansur Ali Shikdar	Office Assistant	1260	293,220	(1,685)
60	Mr. Jakir hossian	Driver	1213	2,604	2,870
61	Mr. Abul Kasham	Koronik	1275	47,543	47,542
62	Mr. Bazlul Rashid	Driver	1286	42,499	57,186
63	Mrs. Hasina	Peaon	1287	2,714	9,401
64	Mr. Mir Norshod Ali	Assistant Accountant	1307	1,035	1,035
65	Mr. Abdul Wybab	Driver	1310	506,007	7,627
65	Mr. Sartar	Peaon	1324	442,012	66,758
66	Mr. Nannu Molla	Driver	1336	22,908	16,745
67	Mr. Chowdury Akter Alibag	Manager	1339	33,331	33,331
Sub Total				2,207,476	1,429,480



Sl. NO.	Name of Employees	Designation	Staff No.	Amount in Taka	
				30-Jun-2020	30-Jun-2019
68	Mr. Abul Kasham	Koronik	1341	10,000	10,000
69	Mr. Golam Faisal	GM	1349	39,723	11,081
70	Mr. Abdul Motalab	Driver	1361	203,963	3,694
71	Mr. Abdul malak	Driver	1364	11,139	4,557
72	Mr. Nurum Mia	Driver	1371	4,452	4,452
73	Mr. Madub krish Boss	DGM	1382	11,321	2,800
74	Mr. Anarul Karim	GM	1386	28,000	28,000
75	Mr. Mollasa Nazmul Haque	A F O	1389	-	960
76	Mr. Moti gazi	Peon	1407	4,432	5,798
77	Mr. Saiful Islam	Peon	1418	(1,004)	5,807
78	Mr. Nurujaman	Peon	1415	3,080	5,181
79	Mr. Gofur Alom	Driver	1422	5,037	5,769
80	Mr. Habibullah	Accountant	1435	(729)	4,789
81	Mr. Jomir Hossian	Manager	1438	(2,519)	(2,519)
82	Mr. Sanaullah	Office Assistant	1442	(553)	5,888
83	Mr. Abdus Sartar Sorkar	Programar officer	1447	40,357	38,871
84	Mr. Nucrul Islam	Assistant Accountant	1449	310,775	335,775
85	Mr. Habibur Rahman	Assistant office	1452	936	-
86	Mrs. Farjana Haque	Finance Controller	1454	(429)	(1,210)
87	Mr. Nurul Islam	Commerce Officer	1456	(1,274)	(1,274)
88	Mr. Sondhip Layhori	Audit Officer	1457	(2,179)	(2,179)
89	Mr. Rafiqul Islam	Accountant	1458	256	(914)
90	Mr. Rafiqul Islam	Corporative Officer	1461	2,954	1,200
91	Mr. Sohel Rana	Office Assistant	1468	(40)	5,838
92	Mr. Mojammel Hosen	Peon	1469	735	2,395
93	Mr. Sanjiban Das	Clener	1476	(3,822)	1,720
94	Mr. Pannu Mia	Driver	1470	16,179	23,044
95	Mrs. Taslamia Begum	Office Assistant	1481	1,069	788
96	Mr. Rafiqul Islam	Driver	1482	3,687	4,480
97	Mr. Robiul Alom	Office Assistant	1486	(3,037)	1,986
98	Mr. Shamim Hosen	S Guard	1487	(3,820)	1,367
99	Rukhiya Sultana	Q C Officer	1491	847	-
100	Mr. Balal Hossian	Night Guard	1496	(4,496)	2,314
101	Mr. Anisur Rahaman	S Guard	1501	8,010	2,333
102	Mr. Ramshati Razu	Clener	1503	40,000	-
103	Mr. Ali Ahamad	Co Officer	1504	700,000	-
104	Mr. Shanjidha Haque Ashi	Manager	1509	5,896	3,423
105	Mr. Nurul Islam	Typist	1514	(3,823)	2,075
106	Mr. Mosaraf hosen	S Guard	1513	(3,821)	2,015
107	Mr. Alamgir Bag	S Guard	1515	(3,821)	3,008
108	Mr. Rani	S Guard	1517	(4,553)	2,448
109	Mr. Hosen Gazi	S Guard	1518	(2,226)	2,485
109	Mr. Bulbul Ahamed	Acc. Officer	15201	1,634	-
110	Mr. Masud Rana	S Guard	1523	(3,822)	2,139
111	Mr. Shohel Rana	Com Operator	1530	7,407	-
112	Mr. Masum Billah	Supervijar	1540	(1,681)	14,740
113	Mr. Mir Hosen	Supervijar	1541	(3,805)	2,528
114	Mr. Balal Hossian	Supervijar	1543	(1,819)	-
115	Mr. Akbar Hosen	S Guard	1552	(2,716)	2,512
116	Mr. Mozzafor Hosen	GM	1557	38,388	-
117	Mr. Aktaruzzaman	S Guard	1558	417	-
118	Shakh Fahad bin Arafat	Spening Mas	1562	(12,000)	-
119	Mr. Salah Uddin	Acc. Officer	-	12,805	-
120	Mrs. Rumea Begum	Peon	-	58,845	31,017
121	Mrs. Monoara Begum	Peon	-	9,739	9,739
122	Mrs. khodajha Begum	Peon	-	62,075	26,060
Sub Total				1,576,170	616,981
Grand Total				3,783,647	2,046,462

BANGLADESH TEXTILE MILLS CORPORATION
BTMC BHABAN
7-9, KAWRAN BAZAR, DHAKA-1215
Advance against T/DA
For the year ended 30 June 2020

Sl. NO.	Name of Employees	Designation	Staff No.	Schedule-A-17/b	
				Amount in taka	
				30-Jun-2020	30-Jun-2019
1	Mr. Monam Talakdar	Office Assistant	646	200	200
2	Mr. Uyadud Vuyha	Manager	716	2,012	2,012
3	Mr. Mofajal Hossian	Office Assistant	1101	100	100
4	Mr. Malaona Nur Mohamad	Assistant Accountant	1172	100	100
5	Mr. Shafiqul Islam	GM	1259	(3,694)	7,388
6	Mr. Munsur Ali	Night Gird	1049	100	100
7	Mr. Bajlur Rashid	Driver	1286	399	399
8	Mr. Golam Fasal	GM	1349	100	100
9	Mr. Madab Kisna Boss	DGM	1136	-	1,189
10	Mr. Bardiar G. Mahumud Alom	Chairman	1443	10,570	10,570
11	Mr. Korban Ali	Deputy Engineering	1478	816	816
12	Mr. Sandip Lahiri	Accountant	1489	6,000	6,000
Total				16,703	28,974



BANGLADESH TEXTILE MILLS CORPORATION
BTMC BHABAN
7-9, KAWRAN BAZAR, DHAKA-1215
Advance against purchase
For the year ended 30 June 2020

Sl. NO.	Name of Employees	Designation	Staff No.	Schedule-A-17/c	
				Amount in Taka	
				30-Jun-2020	30-Jun-2019
1	Mr.Mosharruf Hossian	DGM	130	4,000	4,000
2	Mr.Ebrahim Sabar	Sports Officer	493	31,930	31,930
4	Mr.Abu Jafor Uyshuf	Finance Officer	549	5,000	5,000
5	Mr.Monam Talakdar	Office Assistant	646	180	180
6	Mr.Wadod Vuyha	Assistant :Manager	716	7,941	7,941
7	Mr.Majubor Rahman	Corporative Officer	905	(675)	(675)
8	Mr.Afjal Hossian	Store Officer	958	8,316	8,316
9	Mr.Tofhajall Hossian Chowdury	Assistant :Sectary	1068	-	12,380
10	Ratan Kumar Das	Peon	1079	2,472	2,472
10	Mr.Ali Ahamad	Driver	1096	-	12,415
11	Mr.Sobdar Ali	ACA	1086	6,057	6,057
12	Mr.Kamrujamman	DGM	1131	22,500	22,500
13	Mr.Chan Mia	Plamar	1177	14,233	14,233
14	Mr.Abul Latif mollah	DAE	1216	-	(8,000)
15	Mr.Manik Mia	Office Assistant	1193	5,260	5,260
16	Mr.Nannu Mia	Driver	1136	-	27,476
17	Mr.Akter Ali Bag	GM	1139	9,200	9,200
18	Mr.Motalab Mia	Driver	1361	6,433	6,433
20	Mr.Abul kalam	Electrician	1220	(337)	(337)
21	Mr.Munsur Ali	Office Assistant	1260	1,475	3,095
22	Mr.Jakir Hossian	Driver	1273	21,411	9,559
23	Mr.Abul Kasham	Office Assistant	1275	39,652	39,652
24	Tazul Islam	Driver	1233	-	(1,283)
25	Mr.Suder Chando Gosh	Office Assistant	1223	-	2,187
26	Mr.Bajlul Rashid	Driver	1286	133,278	126,428
27	Mr.khalilur Rahman	Do	1371	7,848	-
28	Jaynal Abdin	Asstts Manager	1439	16,737	-
29	Mr.Madub Krishno Boss	Driver	1382	-	1,085
30	Mr.Gufur Akhando	GM	1422	1,053	1,053
31	Mr.Abdus Sarter Sorkar	Office Assistant	1447	10,756	10,756
32	Mr.Ronjon sorkar	Manager	1445	18,014	18,014
33	Mr.Tofhajall Ahamad	Lab :Assistant	1453	1,018	1,018
34	Mr.Habibur Rahman	Assistant Accountant	1452	1,209	1,209
35	Mr.Hafigur Rahman	Accountant	1455	10,000	10,000
36	Mr.Aluddin	Deputy Programar	1466	241	241
37	Mr.Abdul Kuddus mia	Manager	1467	1,510	1,510
38	Mr.Sohel Rana	Peaon	1468	21,885	22,215
39	Mr.Mofajall Hossian	Accountant	1469	5,923	5,923
40	Mr.Pannu Molla	Night Gird	1470	33,691	28,550
41	Mr.Korban Ali	Deputy Programar	1478	41,570	41,570
42	Khairul Islam	AO	1484	5,673	5,673
43	Mr Nurul Islam	Typist	1514	13,174	(24,154)
44	Mr.Rafhiqul Islam	Driver	1482	105,145	92,824
45	Mr.Ali Ahamad	Corporative Officer	1504	6,000	6,000
46	Mr.Saiduzzaman	Assistant Accountant	1507	2,100	2,100
47	Mr.Soriful Islam	Audit Officer	1511	2,591	2,591
48	Azizul Islam	Driver	1521	15,615	767
49	Mr.Bulbul Ahamad	Assistant Accountant	1520	32,073	23,776
50	Mr.Amanullah	Sub-Assistant Engineer	1522	480	480
51	M/S.Ideal Business Center			278,921	-
52	Mr.Mahubub UI Amin	AIDA	1534	18,445	(35,528)
53	Mr.Mohammed Ali Jinnah	Manager	1548	212,826	100,000
54	Mr Noman Alam Shuva	SM	1556	658,158	23,398
55	Shakhah Fahad bin arafat		1562	322,273	-
56	Mr.Mir Hossian	Supervisor	1541	65,917	28,004
57	Mr.Abbdur Razzak	Lawyear		4,232	4,232
58	Mr.Rafhiqul Islam	Lawyear		38,500	38,500
59	Mr.Syed Aminul Islam	Lawyear		12,000	12,000
60	Mr.Buddurjaman	Lawyear		651,649	651,649
61	Mr.Harun Aur rashid	Lawyear		11,449	11,449
62	Bosru Somvar New Market			1,332	1,332
63	Offical Likudator			20,000	20,000
64	Mr.AKAM Mainul Haque	Lawyear		1,500	1,500
65	Mr.Nuzrul Islam	Lawyear		2,000	2,000
66	Mr.Aftab Hossian	Lawyear		40,000	40,000
67	Mr.Sekih Mamudul Islam	Lawyear		10,000	10,000
68	Mr.Driandra Chanda	Lawyear		1,000	1,000
69	Mr.Jashim Uddin	Lawyear		20,000	20,000
70	Mrs Karunnahar Mahmud	Lawyear		40,000	65,000
71	Estan Uduwark	Lawyear		3,392	3,392
72	Mr.Mamudul Islam			15,000	15,000
73	Mr.Woybaidul Rahman	Lawyear		70,000	70,000
74	Mr.A M Razzak	Lawyear		10,000	10,000
75	Mr.Sayadradaon Hossian	Lawyear		20,000	20,000
Total				3,201,225	1,712,547



BANGLADESH TEXTILE MILLS CORPORATION
BTMC BHABAN
7-9, KAWRAN BAZAR, DHAKA-1215
Advance against Motor Cycle
For the year ended 30 June 2020

SI.NO.	Name of Employees	Designation	Staff No.	Schedule-A-17/d	
				Amount in taka	
				30-Jun-2020	30-Jun-2019
1	Mr.Sutan Ahamad	ACO	93	2,167	2,167
2	Mr.Amdadul Haque	G.Koronik	120	9,100	9,100
3	Mr.Mosharuf Hossian	DGM	130	1,367	1,367
4	Mr.Shamhsr Ali	Driver	150	5,850	5,850
5	Mr.Abdul Karim	Peaon	403	6,617	6,617
6	Mr.Nobi Chowdury	DCA	549	179	179
7	Mr.Abu Tahar	Anjabhar	499	800	800
8	Mr.Golap Chan	Clener	508	450	450
9	Mr.Matiur Rahman		527	325	325
10	Mr.Atiur Rahman	GM	545	162	162
11	Mr.Abu Jafur Eushuf	DCA	549	4,765	4,765
12	Mr.Shahjahan Mia	Night Gird	664	450	450
13	Mr.Abul Bashar	Driver	687	200	200
14	Mr.Mosharuf Hossian	Koronik	708	1,162	1,162
15	Mr.Mostufha		815	263	263
16	Mr.Shajhan Sorkar		948	1,950	1,950
17	Mr.Tumij Uddin	Night Gird	965	368	368
18	Mr.Addus Satter Khokdokar	Night Gird	1049	-	1,725
19	Mr.Nurul Islam		1072	1,064	1,064
20	Mr.Mobarak Hossian		1121	239	239
21	Mr.Nacir Uddin	Night Gird	1136	18,810	18,810
22	Mr.Nurul Islam	Assistant	1173	19,762	19,762
23	Mr.Morshad Alom	Koronik	1201	3,000	3,000
24	Mr.Nazmul Azom	Peaon	1212	13,333	13,333
25	Mr.AS.AM.Rashid Dawon		1231	17,381	17,381
26	Mr.Abdul Karim		1142	3,900	3,900
27	Mr.Bazlul Rashid	Night Gird	1286	2,000	2,000
28	Mr.Nazmul Hodha Chowdury	Koronik	C-81	1,096	1,096
Total				116,759	118,484

BANGLADESH TEXTILE MILLS CORPORATION
BTMC BHABAN
7-9, KAWRAN BAZAR, DHAKA-1215
Advance against Land purchase
For the year ended 30 June 2020

SI.NO.	Name of Employees	Designation	Staff No.	Schedule-A-17/e	
				Amount in taka	
				30-Jun-2020	30-Jun-2019
1	Mr.A K AM Elayas Khan	Manager	52	9,830	9,830
2	Mr.Abdur Rahman	Despachar	97	31,097	31,097
3	Mr.Mosharuf Hossian	GM	130	29,167	29,167
5	Mr.Dhona Mia	Niht Gird	549	166	166
6	Mr.Abu Jafur Eushuf	DCA	549	18,994	18,994
7	Mr.Aktarujaman	GM	963	1,101	1,101
8	Mr.Rafiqul Hauqe	CA	1293	27,354	27,354
9	Mr.Atiur Rahman	GM	545	500	500
10	Mr.Abdul Goni	Shipping officer	C-50	12,452	12,452
11	Mr.Dipok Kumardev	Shipping officer	C-51	(2,540)	(2,540)
Total				128,120	128,120



BANGLADESH TEXTILE MILLS CORPORATION
BTMC BHABAN
7-9, KAWRAN BAZAR, DHAKA-1215
Advance against Land purchase (ABTM)
For the year ended 30 June 2020

Schedule-A-17/f						
Sl. No.	Name of Employees	Designation	Staff No.	Amount in Taka		
				30-Jun-2020	30-Jun-2019	
1	Mr.Saidur Rahman	P.H.R.	58	6,336	6,336	
2	Mr.Kobir Uddin	Manager	66	9,414	9,414	
3	Mr.Gias Uddin	S.N.K	205	12,726	12,726	
4	Mr.Abdul Ohab Hawladar	S.N.K	339	13,781	13,781	
5	Mr.Suvas Chondro Debonath	Office Assistant	457	16,901	16,901	
6	Mr.Taher ahmed	Sonik	462	2,545	2,545	
7	Mr.jahangir alom	Cleaner	491	9,180	9,180	
9	Mr.Kaji Mojibul Houqe	A.P.N	535	5,367	5,367	
10	Lutfor Rahman	Assistant Engineering	608	1,664	1,664	
11	Mr.A K M Sirajul Islam	Insurance officer	643	1,841	1,841	
12	Mr.M A Munem Talukdar	Office Assistant	646	115,100	115,100	
13	Mr.Elijannacha	ACA	740	14,175	14,175	
14	Mr.Z m Kamrul Alam	Assistant Manager	748	3,077	3,077	
15	Mr.Kholilur Rahman	Engineering	782	1,842	1,842	
16	Mr.Mojibur Rahman	Engineering	784	5,570	5,570	
17	Mr.Jia Uddin	N.K	795	9,819	9,819	
18	Mr.Kulsum Bibi	Aggabahok	832	5,090	5,090	
19	Mr.Abdil Hauque	GM	838	7,732	7,732	
21	Mr.M: A: Mannan Sikdar	Engineering	966	23,527	23,527	
22	Mr.Mustafijur Rahman	Dept.Engineering	975	3,962	3,962	
23	Mr.Abdus Samad	Draft man	1045	6,624	6,624	
24	Mr.Abdur Rajjak	Assistant Manager	1065	6,944	6,944	
25	Mr.M: Harur R Rasid	Desper Rider	1069	13,046	13,046	
26	Mr.Lokkon Das	Sweiper	1081	9,606	9,606	
27	Mr.Sufia Khatun	Sosok	1134	13,131	13,131	
28	Mr.Jinnat Jesmeen	Economic Officer	1168	(38,600)	28,000	
29	Mr.Samsur Nahar	Engineering	1171	6,049	6,049	
30	Mr.Maw: Nur Muhammad	Accounts Officer	1172	-	(16,400)	
31	Mr.Kaji Jahir Husen	Accounts Officer	1187	3,706	3,706	
33	Mr. M: Hasan Ali	Driver	1221	13,775	13,775	
34	Mr.Husen Ali	Assistant Engineering	1238	13,781	13,781	
35	Mr.Samim Anuar	Office Assistant	1246	12,876	12,876	
36	Mr.Abul Kasem	koronic	1275	34,000	34,000	
38	Mr.A: Sattar	Aggabahok	1324	181,700	181,700	
39	Mr.Abdul Karim	Night Guard	1319	4,473	4,473	
Total				550,760	600,960	

BANGLADESH TEXTILE MILLS CORPORATION
BTMC BHABAN
7-9, KAWRAN BAZAR, DHAKA-1215
Advance House Rent Ceiling
For the year ended 30 June 2020

Schedule-A-17/g					
Sl.No	Name of Employees	Designation	Staff No.	Amount in Taka	
				30 June 2020	30 June 2019
1	Mr.Kabir Uddin	Manager	66	2,250	2,250
2	Mr.Abdur Rahman	Despachar	97	3,780	3,780
3	Mr.Momin Uddin Molla		C-139	4,080	4,080
4	Mr.ASM Shamsur Ali	Driver	150	2,694	2,694
5	Mr.Afsar Ali	AAO	348	(881)	(881)
6	Mr.Gopal chandra	Cleaner	508	3,945	3,945
8	Mr.Fazlul Rahman Khan	AAO	610	2,550	2,550
9	Mr.Rafiqul Islam	peon	637	374	374
11	Mr.Abul Bashar	Driver	687	316	316
13	Mr.ASM Anwar Hossian	GM	849	2,781	2,781
14	Mr.Abdur Rashid Bhuyan		929	2,721	2,721
15	Mr.Shajahan Sarkar	peon	948	3,195	3,195
16	Mr.Habibullah	Niht Gird		2,980	2,980
17	Mr.Nur Nabi Pathawari			2,410	2,410
Total				33,196	33,196

