

PRIVATE & CONFIDENTIAL

Auditor's Report and Financial Statements

Of

Bangladesh Steel & Engineering Corporation (BSEC)

For the year ended 30th June 2023.



A. MATIN & CO.
Chartered Accountants
60/2, Naya Paltan (1st Floor),
Dhaka-1000.

Phone: Off: 48318191,
Mob No: 01713 453596

E-Mail: akmatinmatin@yahoo.com



Khan Wahab Shafique
Rahman & Co.

Chartered Accountants
Rupali Bima Bhaban, 7, Rajuk
Avenue, Motijheel, Dhaka-1000

Phone: Off: 47122785, 223385136

Fax: 880-02-47122824

E-Mail: kwsr@dhaka.net



INDEPENDENT AUDITOR'S REPORT

BANGLADESH STEEL & ENGINEERING CORPORATION (BSEC)

REPORT ON THE AUDIT OF THE FINANCIAL STATEMENTS

Qualified Opinion

We have audited the financial statements of **Bangladesh Steel & Engineering Corporation (BSEC)** which comprise the statement of financial position as at 30 June 2023, and the statement of profit or loss and other comprehensive income, Statement of cash flows and notes to the financial statements for the year then ended, and notes to the financial statements, including a summary of significant accounting policies.

In our opinion, except for the effects of the matters described in the Basis for qualified opinion section of our report, the accompanying financial statements present fairly, in all material respects, the financial position of BSEC as at 30 June 2023, and its financial performance and its cash flows for the year then ended in accordance with International Financial Reporting Standards (IFRSs) and other applicable laws and regulations.

Basis for Qualified Opinion

1. The Corporation has presented Investment in Shares of Subsidiaries in Note 11.00 of Tk. 1,848,488,127 that is not generating any income (e.g. Interest or Dividend). Those are financially challenging as it lacks the potential for dividends or capital gains, potentially resulting in stagnant or depreciating value over time.
2. Throughout the current and previous financial years, we have observed that the Corporation has consistently reported no profit or loss. It is puzzling how the Corporation has been able to maintain its operations without generating any profit or loss over such a long period. Additionally, it is noteworthy that the Corporation is encouraged to comply with the requirement to ensure adherence to regulations and standards according to IAS 1 "Presentation of Financial Statements" and the Financial Reporting Framework issue by Financial Reporting Council (FRC) for Public Sector Entities which is to be applied from reporting periods ending on or after 1 January, 2023. Bangladesh Steel & Engineering Corporation has been listed as a Statutory Public Authorities (SPAs) under the Financial Reporting Framework published by FRC (Ref: SUPPLEMENTAL INFORMATION/ LIST OF ENTITIES/SL No-264).
3. The Corporation has failed to provide us third party confirmation of BSEC Current Account (Current Assets) of Tk. 278,865,997 (Note No. 05.00); Advances, Deposits & Pre-payments of Tk. 144,440,592 (Note No. 06.00); Debtors of Tk. 54,105,489 (Note No. 07.00); Fund from XLPE Project-ECL of Tk. 321,096,467 (Note: 22.00); Fund for BSEC of Tk. 2,926,004,690 (Note No. 29.00); Leave Pay & Gratuity of Tk. 32,140,851 (Note No. 30.00); BSEC Current A/c. (Current Liabilities) of Tk. 497,417,531 (Note No. 34.00); Fund From Units of Tk. 357,575,977 (Note No. 35.00). Therefore, we have failed to justify the assertions made by the

-
- A. A. Matin & Co. 60/2, Halim Palace (1st Floor), Naya Paltan, Dhaka-1000. Tell: 0248318191 Mob: 01713453596, 01728039563, Akmatinmatin@yahoo.com, akmatinmatinbd29@gmail.com
B. Khan Wahab Shafique Rahman & Co. Rupali Bima Bhaban (5th & 6th Floor), 7, Rajuk Avenue, Motijheel, Dhaka-1000. Tell: 47122785, 223385136, 47122824 Fax: 880-02-47122824, Email: kwsr@dhaka.net Web: www.kwsrbd.com





management of the Corporation & whether the accounting of those mentioned above has been conducted in accordance with relevant IAS or IFRS.

4. Balances of Capital Work in progress of Tk. 650,000 (Note No. 10.00); Investment in share of Subsidiaries of Tk. 1,848,488,127 (Note No. 11.00); Investment in Companies And Projects of Tk. 12,597,776,224 (Note No. 12.00); Investment against Gratuity Fund of Tk. 21,516,948 (Note No. 13.00); Fund to Units for man-power Rationalization of Tk. 2,299,687,594 (Note No. 14.00); Investment in share of Tk. 28,509,000 (Note: 15.00); Govt. Grant for shares in subsidiaries of Tk. 768,788,127 (Note No. 19.00); Govt fund for companies equity of Tk. 1,745,097,500 (Note No. 20.00); Govt. fund for investment of Tk. 128,927,020 (Note No. 21.00); Govt. fund for Rationalization of Tk. 2,351,396,036 (Note No. 23.00); ADP Fund from Govt. of Tk. 1,450,158,420 (Note No. 24.00); ADP Fund through Debentures Issued of Tk. 459,601,068 (Note No. 25.00); Foreign Loan of Tk. 8,936,695,819 (Note No. 26.00), Govt. Grants of Tk. 26,584,475 (Note No. 27.00); BSEC Disinvestment cell of Tk. 9,002,233 (Note No. 28.00); Fund from Units Capital Expenditure of Tk. 226,869,071 (Note No. 31.00); Corporate Research & Feasibility Study of Tk. 1,047,878 (Note No. 32.00); Fund Received From Released Units of Tk. 1,940,252 (Note No. 18.00); Short term Loan of Tk. 136,924,326 (Note No. 36.00); Sundry Creditors of Tk. 3,287,583 (Note No. 37.00) were carried forward from since long against for which neither any supporting evidence nor any proper explanation has been provided to us during the course of our audit. Therefore, we have failed to confirm whether the accounting of those mentioned above has been conducted in accordance with relevant IAS or IFRS.
5. With reference to Note no. 09.00 of the Statement of Financial Position, where depreciation of the Vehicle has been calculated with the rate of 5%, whereas the rate of depreciation as per policy is 20%. Hence, there is a deficit of depreciation expense amounting Tk. 8,209,094.

We conducted our audit in accordance with International Standards on Auditing (ISAs). Our responsibilities under those standards are further described in the Auditors' Responsibilities for the Audit of the Financial Statements section of our report. We are independent of the corporation in accordance with the International Ethics Standards Board for Accountants' Code of Ethics for Professional Accountants (IESBA Code) together with the ethical requirements that are relevant to our audit of the financial statements in Bangladesh, and we have fulfilled our other ethical responsibilities in accordance these requirements and with the IESBA Code and the Institute of Chartered Accountants of Bangladesh (ICAB) Bye Laws. We believe that the audit evidence we have obtained is sufficient and appropriate to provide a basis for our qualified opinion.

Other Matter

The financial statements of Bangladesh Steel & Engineering Corporation (BSEC) for the year ended June 30, 2022 were audited by Islam Quazi Shafique & Co. who expressed an unmodified opinion on these statements.

Responsibilities of the Management and those charged with Governance for the Financial Statement

Management is responsible for the preparation of financial statements that give a true and fair view in accordance with IFRSs and other applicable laws and regulations and for such internal control as management determines is necessary to enable the preparation of financial statements that are free from material misstatement, whether due to fraud or error.

In preparing the financial statements, management is responsible for assessing the Corporation's ability to

- A. A. Matin & Co. 60/2, Halim Palace (1st Floor), Naya Paltan, Dhaka-1000. Tell: 0248318191 Mob: 01713453596, 01728039563, Akmatinmatin@yahoo.com, akmatinmatinbd29@gmail.com
B. Khan Wahab Shafique Rahman & Co. Rupali Bima Bhaban (5th & 6th Floor), 7, Rajuk Avenue, Motijheel, Dhaka-1000. Tell: 47122785, 223385136, 47122824 Fax: 880-02-47122824, Email: kwsr@dhaka.net Web: www.kwsrbd.com





continue as a going concern, disclosing, as applicable, matters related to going concern and using the going concern basis of accounting unless management either intends to liquidate the Corporation or to cease operations, or has no realistic alternative but to do so.

Those charged with governance are responsible for overseeing the Corporation's financial reporting process.

Auditor's Responsibilities for The Audit of Financial Statements

Our objectives are to obtain reasonable assurance about whether the financial statements as a whole are free from material misstatement, whether due to fraud or error, and to issue an auditor's report that includes our opinion. Reasonable assurance is a high level of assurance, but is not a guarantee that an audit conducted in accordance with ISAs will always detect a material misstatement when it exists. Misstatements can arise from fraud or error and are considered material if, individually or in the aggregate, they could reasonably be expected to influence the economic decisions of users taken on the basis of these financial statements.

As part of an audit in accordance with ISAs, we exercise professional judgment and maintain professional skepticism throughout the audit. We also:

- Identify and assess the risks of material misstatement of the financial statements, whether due to fraud or error, design and perform audit procedures responsive to those risks, and obtain audit evidence that is sufficient and appropriate to provide a basis for our opinion. The risk of not detecting a material misstatement resulting from fraud is higher than for one resulting from error, as fraud may involve collusion, forgery, intentional omissions, misrepresentations, or the override of internal control.
- Obtain an understanding of internal control relevant to the audit in order to design audit procedures that are appropriate in the circumstances, but not for the purpose of expressing an opinion on the effectiveness of the organization's internal control.
- Evaluate the appropriateness of accounting policies used and the reasonableness of accounting estimates and related disclosures made by management.
- Conclude on the appropriateness of management's use of the going concern basis of accounting and, based on the audit evidence obtained, whether a material uncertainty exists related to events or conditions that may cast significant doubt on the Corporation's ability to continue as a going concern. If we conclude that a material uncertainty exists, we are required to draw attention in our auditor's report to the related disclosures in the financial statements or, if such disclosures are inadequate, to modify our opinion. Our conclusions are based on the audit evidence obtained up to the date of our auditor's report. However, future events or conditions may cause the organization to cease to continue as a going concern.
- Evaluate the overall presentation, structure and content of the financial statements, including the disclosures, and whether the financial statements represent the underlying transactions and events in a manner that achieves fair presentation.

A. A. Matin & Co. 60/2, Halim Palace (1st Floor), Naya Paltan, Dhaka-1000. Tel: 0248318191 Mob: 01713453596, 01728039563, Akmatinmatin@yahoo.com, akmatinmatinbd29@gmail.com
B. Khan Wahab Shafique Rahman & Co. Rupali Bima Bhaban (5th & 6th Floor), 7, Rajuk Avenue, Motijheel, Dhaka-1000. Tel: 47122785, 223385136, 47122824 Fax: 880-02-47122824, Email: kwsr@dhaka.net Web: www.kwsrbd.com





We communicate with those charged with Governance regarding among other matters, the planned scope and timing of the audit and significant audit findings, including any significant deficiencies in Internal Control that we identify during our audit.

Report on Other Legal and Regulatory Requirements

We also report the following:

- a) We have obtained the information and explanations which to the best of our knowledge and belief were necessary for the purposes of our audit and made due verification thereof except those mentioned in the basis for qualified opinion section;
- b) In our opinion, books of accounts as required by law have been kept by company so far as it appeared from our examination of those books except those mentioned in basis for qualified opinion section;
- c) The statement of financial position and statement of profit or loss and other comprehensive income dealt with by the report are in agreement with the books of accounts and returns except those mentioned in basis for qualified opinion section;

Monka Nashat Matin, ACA

Enrolment No: 1968

A. MATIN & CO.

Chartered Accountants

DVC: 2410091968AS245007

Md. Tanjilur Rahman, FCA

Enrolment No: 1885

KHAN WAHAB SHAFIQUE RAHMAN & CO.

Chartered Accountants

Firm's Reg. No.: 11970 E. P.

DVC: 2410091885AS991657

Dated, Dhaka

09 OCT 2024



Bangladesh Steel & Engineering Corporation (BSEC)
Statement of Financial Position
As at 30 June, 2023

Particulars	Note	Amount in Taka	
		30.06.2023	30.06.2022
Assets			
Current Assets:		820,278,742	709,212,493
Stock and Stores	03.00	486,029	423,252
Short Term Loan to Units	04.00	320,593,187	208,946,878
BSEC Current Account	05.00	278,865,997	222,367,523
Current Account with Released Units		-	32,927,205
Advances, Deposits & Pre-payments	06.00	144,440,592	178,830,564
Debtors	07.00	54,105,489	41,252,369
Cash and Cash Equivalents	08.00	21,787,449	24,464,702
Non-Current Assets:			
Property, Plant & Equipment	09.00	115,191,631	101,907,197
Capital Work-in-Progress	10.00	650,000	650,000
Investment in Shares of Subsidiaries	11.00	1,848,488,127	1,848,488,127
Investment in Companies and Projects	12.00	12,597,776,224	12,597,776,224
LC Govt. Fund Invested in Equity	12.01	1,807,197,500	1,807,197,500
LC Fund on Long Term Loans	12.02	1,853,882,905	1,853,882,905
FC Fund as per Govt. Protocol	12.03	8,936,695,819	8,936,695,819
Investment against Gratuity Fund	13.00	21,516,948	21,554,208
FDR on Gratuity Fund	13.01	7,813,948	7,851,208
Investment in Co Shares of ECL	13.02	13,703,000	13,703,000
Fund to Units for Man-Power Rationalization	14.00	2,299,687,594	2,299,687,594
Investment in Share	15.00	28,509,000	28,509,000
Investment in FDR	16.00	2,514,642,457	2,531,741,087
Investment in Bank (XLPE)	17.00	249,226,469	256,086,447
Total Assets		20,495,967,192	20,395,612,377
Capital & Liabilities:			
Authorized Capital			
2,00,000 Ordinary share of Tk. 100 each		20,000,000	20,000,000
Subscribed And paid up Capital:		1,000,000	1,000,000
10,000 ordinary shares of TK. 100 each.	18.00	1,000,000	1,000,000
Government Fund:		5,315,305,150	5,301,953,170
Govt. Grant for Shares in Subsidiaries	19.00	768,788,127	768,788,127
Govt. Fund for Companies Equity	20.00	1,745,097,500	1,745,097,500
Govt. Fund for Investment	21.00	128,927,020	128,927,020
Fund from XLPE Project-ECL	22.00	321,096,467	307,744,487
Govt. Fund for Manpower Rationalization	23.00	2,351,396,036	2,351,396,036



ALAK PRIYA BARUA
Controller of Accounts
BSEC, Dhaka

Md. Nazmul Haque Prodhan
Secretary
Bangladesh Steel & Engineering Corporation
102, Kazi Nazrul Islam Avenue
Dhaka-1215.


আবুল কালাম আজাদ
বৃহত্তর ও পরিচালক (অর্থ)

হামদাদ জাহান কারাগ
পরিচালক (অর্থ) (অ. দপ্তর)



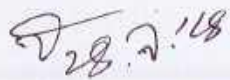
Particulars	Note	Amount in Taka	
		30.06.2023	30.06.2022
Long Term Loans for Projects/Enterprises:		10,846,455,307	10,846,455,307
ADP Fund from Govt.	24.00	1,450,158,420	1,450,158,420
ADP Fund through Deben. Issued	25.00	459,601,068	459,601,068
Foreign Loan	26.00	8,936,695,819	8,936,695,819
Govt.Grants for Projects:		26,584,475	26,584,475
Govt. Grants(Local Currency)	27.00	26,584,475	26,584,475
Short Term Loans:		2,935,006,923	2,898,949,392
BSEC Disinvestment Cell	28.00	9,002,233	9,002,233
Fund for BSEC	29.00	2,926,004,690	2,889,947,159
Deferred Liabilities:		32,140,851	31,350,619
Leave Pay & Gratuity	30.00	32,140,851	31,350,619
Fund from Units:		227,916,949	227,916,949
Capital Expenditure	31.00	226,869,071	226,869,071
Corporate Research & Feasibility Study	32.00	1,047,878	1,047,878
Current Liabilities:		1,111,557,536	1,061,402,465
Fund Received from Released Units	33.00	1,940,252	1,940,252
BSEC Current A/c.	34.00	497,417,531	257,699,557
Fund Received from Released Units		-	176,298,955
Fund From Units	35.00	357,575,977	374,360,978
Short term Loan	36.00	136,924,326	136,924,326
Sundry Creditors	37.00	3,287,583	3,287,583
Provisions & Accruals	38.00	14,223,708	13,485,528
Other Liabilities	39.00	99,687,760	97,292,868
Creditors for Expenses	40.00	500,399	112,418
Total Capital & Liabilities		20,495,967,192	20,395,612,377


The accompanying notes form of integral part of these financial statements.


ALAK PRIYA BARUA
Controller of Accounts
BSEC, Dhaka


Director


Md. Nazim Haque Prodhan
Secretary
Indesh Steel & Engineering Corporation
102, Kazi Nazim Islam Avenue
Dhaka-1215.



হাসিনা ফারাস
পরিচালক (অর্থ) (আ দাঃ)
Signed in terms of our report of even data annexed.


Monika Nashat Matin, ACA
Enrolment No: 1968
A. Matin & Co.
Chartered Accountants

DVC: 2410091968AS245007

Dated, Dhaka

09 OCT 2024


Md. Tanjilur Rahman, FCA
Partner
Enrolment No: 1885
Khan Wahab Shafique Rahman & Co.
Chartered Accountants

Firm Registration No: 11970 E.P.

DVC: 2410091885AS991657




Bangladesh Steel & Engineering Corporation (BSEC)
Statement of Profit or Loss and Other Comprehensive Income
For the year ended 30 June, 2023

Particulars	Note	Amount in Taka	
		2022-2023	2021-2022
Income:			
Overhead from Units	41.00	40,000,000	40,000,000
Dividends from Subsidiaries		18,821,812	12,941,231
Rent from Tenants		79,398,766	72,953,836
Interest from Banks		48,303,904	42,498,751
Miscellaneous Receipts	42.00	435,477	367,246
Total:		186,959,959	168,761,064
Expenditures:			
Officers salaries & benefits	43.00	86,262,709	78,271,909
Staff salaries & benefits	44.00	33,122,451	32,388,209
Medical Expenses		1,083,903	973,249
Uniforms		107,805	281,968
Welfare Expenses	45.00	3,163,454	2,849,066
Traveling & Conveyance		602,516	1,337,969
Postage, Telegram & Telephone	46.00	888,867	656,894
Printing, Stationery & Periodicals	47.00	1,273,689	1,395,447
Repairs & Maintenance	48.00	9,773,396	9,563,560
POL for Vehicles		3,582,494	3,083,868
Insurance		399,333	392,541
Electricity Charges		2,284,364	3,247,976
Donations & Subscriptions		654,400	814,600
Rent, Rates & Taxes	49.00	27,928,258	19,397,073
Business Development Expenses		496,142	702,821
Bank Charges		552,494	496,096
Fees & Professional Expenses	50.00	574,989	411,030
Advertisement & Publicity Expenses		1,605,665	659,188
Training Expenses		1,075,084	1,111,809
Depreciation	Annex-A	11,184,628	10,386,961
Board Meeting Expenses		57,061	12,116
Prior Year Adjustment		286,257	326,714
Total:		186,959,959	168,761,064

The accompanying notes form an integral part of these financial statements.


ALAK PRIYA BARUA
Controller of Accounts
BSEC, Dhaka


Director


Md. Nazmul Haque Prodhan

Secretary

মোহাম্মদ হারুন-জর-রশীদ
কৃষকসচিব ও পরিচালক (শক্তি ও উন্নয়ন)
Bangladesh Steel & Engineering Corporation
102, Kazi Nazrul Islam Avenue
Dhaka-1215.

Signed in terms of our separate report of even date annexed.


Haidar Khan Karim
Director


Monika Nasrat Matin, ACA
Enrolment No: 1968
A. Matin & Co.
Chartered Accountants
DVC:

2410091968AS245007


Md. Tanjilur Rahman, FCA
Partner
Enrolment No: 1885
Khan Wahab Shafique Rahman & Co.
Chartered Accountants
Firm Registration No: 11970 E.P.
DVC:

2410091885AS991657


Dated, Dhaka

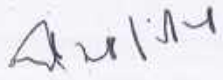
09 OCT 2024



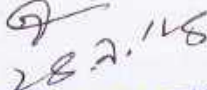
Bangladesh Steel & Engineering Corporation (BSEC)
Statement of Cash Flows
For the year ended 30th June, 2023

PARTICULARS	Amount in Taka	
	2022-2023	2021-2022
A) Cash Flows from Operating Activities:		
Collection of overhead from units	40,000,000	40,000,000
Other sources of income	79,834,243	73,321,082
Interest received	48,303,904	42,498,751
Dividend received from subsidiaries	18,821,812	12,941,231
	186,959,959	168,761,064
Less: Payment to employees & for expenses	186,959,959	168,761,064
Net Cash generated from Operating Activities	-	-
B) Item to be added/deducted for conversion into cash basis:		
(Non cash item)		
Adjustment in fixed assets		
Depreciation	11,184,628	10,386,961
Deferred Liability	790,232	(10,631,897)
Decrease /Increase in current assets	(113,743,503)	(54,245,391)
Decrease /Increase in current Liabilities	50,155,073	(1,133,827)
	(51,613,570)	(55,624,154)
C) Cash Flows from Investing Activities:		
Paid for Acquisition of Property Plant and Equipment	(24,469,062)	(1,399,919)
Capital work in progress		-
Govt. fund for companies equity		-
Investment in share of subsidiaries		-
Investment in companies, project Bank		-
Investment in FDR	17,098,630	47,860,758
Investment against Gratuity Fund	37,260	-
Investment in Bank	6,859,978	(13,662,778)
Net Cash Provided by Investing Activities	(473,194)	32,798,061
D) Cash Flows from Financing Activities:		
Fund from XLPE project ECL	13,351,980	13,705,472
Fund from unit for capital Expenditure	-	-
Govt grants for share in Subsidiaries	-	-
Decrease /Increase in short term loan	36,057,531	(17,039,971)
Increase in long term Loan(project/Enterprise)	-	-
Fund to units for manpower rationalization	-	-
Net Cash Provided by Financing Activities	49,409,511	(3,334,499)
E) Net Increase/(Decrease) in Cash and Cash Equivalents	(2,677,253)	(26,160,592)
F) Cash & Cash Equivalents at the beginning of the year	24,464,702	50,625,294
G) Cash and Cash Equivalents at the end of the year	21,787,449	24,464,702


ALAK PRIYA BARUA
Controller of Accounts
BSEC, Dhaka


Director
মোহাম্মদ হারুন-জর-রশীদ
ব্যবস্থাপক (অর্থ) (অস. দাঃ)


Md. Nazim Haque Prodhan
Secretary
Bangladesh Steel & Engineering Corporation
102, Kazi Nazrul Islam Avenue
Dhaka-1215.


Director
খানদার জাহান ফারান
পরিচালক (অর্থ) (অস. দাঃ)


Director
মোহাম্মদ হারুন-জর-রশীদ
ব্যবস্থাপক (অর্থ) (অস. দাঃ)



Bangladesh Steel & Engineering Corporation (BSEC)
Accounting Policies and explanatory Notes
For the year ended June 30, 2023

1.00 Background of the corporation

Bangladesh Steel & Engineering Corporation (BSEC) was established on 1st July, 1976 by merging two separate corporation viz Bangladesh Steel Mills Corporation and Bangladesh Engineering and Ship Building Corporation as per clause-18(182) Presidential Order No. 27 of

2.00 Significant Accounting Policies:

- a) The Financial Statements have been prepared under historical cost convention as per generally accepted accounting principles on accrual basis keeping consistent with previous year practice and in line with and IAS as adopted by The Institute of Chartered Accountants of Bangladesh..
- b) Dividend income is accounted on cash basis, whereas rental income is accounted on accrual basis. Dividend and Rental income are being accounted after deduction of income tax at source.
- c) Depreciation on fixed assets has been charged following straight line method at the under

Particulars	Rate of Dep
Building	2.50%
Machinery & Equipments	5.00%
Furniture & Fixture	6.00%
Office Equipment	15.00%
Vehicles	20.00%

- d) Investment held in shares and debentures have been stated at purchase price.
- e) Assets and liabilities relating to foreign currencies have been converted into local currency at the rates prevailing on the date of closing of accounts.
- f) Devaluation effects on foreign currency loan have been taken into accounts.
- g) Overheads of corporation (Net of income from other sources) are recovered from the Enterprises on the basis of their performance in the current year as per decision of the Board of Directors.



9



Handwritten signature/initials.

03.00 Stock & Stores:

Particulars	Opening Balance as on 01.07.2022	Add. During the year	Adj. During the year	Closing Balance as on 30.06.2023
Stock of Medicine	423,252	486,029	423,252	486,029
Total	423,252	486,029	423,252	486,029

04.00 Short Term Loan to Units:

Particulars	Opening Balance as on 01.07.2022	Add. During the year	Adj. During the year	Closing Balance as on 30.06.2023
Atlas Bd Ltd	-	8,000,000	-	8,000,000
BDP Ltd.	5,598,450	-	-	5,598,450
Dockyard & E.W.L.	17,119,827	-	-	17,119,827
GEM Co. Ltd.	10,000,000	-	-	10,000,000
Bangladesh can company	890,190	-	-	890,190
DSWL	346,200	-	-	346,200
ETL	65,293,810	52,514,729	-	117,808,539
Prantic Traders	3,250,000	-	-	3,250,000
Bangladesh blade factory	69,921,238	51,131,580	-	121,052,818
National tubes ltd	19,787,245	-	-	19,787,245
Quality iron	4,307,800	-	-	4,307,800
Metalex Corpn. Ltd.	3,621,860	-	-	3,621,860
Ispahani Marshall Ltd.	52,344	-	-	52,344
Mehar Ind. Ltd.	4,140	-	-	4,140
Bengal Metal Ltd.	23,595	-	-	23,595
Rahman Metal Inds.	20,694	-	-	20,694
Prince I. & S. I.	8,608,985	-	-	8,608,985
Rahim Metal Inds.	100,500	-	-	100,500
Total	208,946,878	111,646,309	-	320,593,187

05.00 BSEC current account:

(a) Dues Receivable from Units:

Particulars	Opening Balance as on 01.07.2022	Add. During the year	Adj. During the year	Closing Balance as on 30.06.2023
CDD	3,024,199	-	-	3,024,199
Dockyard & Engg. W.	3,190,697	-	-	3,190,697
BD. Machine Tools Factory	3,671,431	-	-	3,671,431
BDP Ltd.	19,330,737	-	-	19,330,737
Dockyard & Engg. W. Ltd.	28,853,471	-	-	28,853,471
GEM Co. Ltd.	7,374,259	10,839,811	3,650,000.00	14,564,070
Bangladesh B. Factory	69,791,834	310,145	-	70,101,979
Atlas bangladesh ltd.	44,890,178	1,276,129	-	46,166,307
Gazi Wires Ltd.	5,821,141	436,8375	4,848,000	5341516
Progati Inds. Ltd.	10,346,391	13,939,259	-	24,285,650
Prantic Traders Ltd.	2,714,077	-	-	2,714,077
Quality iron	2,463,819	-	-	2,463,819
Metalex Corpn. Ltd.	12,148,859	-	-	12,148,859

Particulars	Opening Balance as on 01.07.2022	Add. During the year	Adj. During the year	Closing Balance as on 30.06.2023
Mehar Indust. (B) Ltd.	64,086,334	14,880	-	64,101,214
Bd. Cycle Inds. Ltd.	47,394,134	-	-	47,394,134
National Tubes Ltd.	59,882,529	2,141,652	-	62,024,181
ECL	41,090,110	5,163,462	-	46,253,572
ETL	5,620,692	1,475,000	-	7,095,692
Rahman M.Inds.	310,829	-	-	310,829
Quarishi S.Ltd.	7,490,289	720,717	8,211,006.00	-
Hardeo Glass	8,210,748	-	-	8,210,748
PECTO Group	4,527,204	-	-	4,527,204
Ispahani Marshal	962,577	8276	-	970,853
Prince Iron & S.I.	8,174,945	32,569	10,000.00	8,197,514
K.I.T.C.	3,040,439	-	-	3,040,439
East Bengal Trad.	193,565	-	-	193,565
Husain Ind. Ltd.	16,609	-	-	16,609
Total	464,622,097	40,290,275	16,719,006	488,193,366

Note No.	Particulars	Amount in Taka	
		30.06.2023	30.06.2022

A) BSEC current account:

Current A/c with Units	488,193,366	431,694,892
Add: Receivable against Profit Contribution:	2,420,000	2,420,000
Sub-Total	490,613,366	434,114,892
Less: Interest on special loan and Current A/c. (BSEC)	250,450,751	250,450,751
Add: Interest on Adjust (BIDC)	38,703,382	38,703,382
Total	278,865,997	222,367,523

Break up: intt. on special loan and Current A/c.(BSEC)

Intt. on special loan	71,458,935	71,458,935
Intt. adjusted BSEC	6,946,242	6,946,242
Intt. adjusted BSEC	172,045,574	172,045,574
Total	250,450,751	250,450,751

(Handwritten signature)

(Handwritten signature)



06.00 Advances, Deposits & Pre-payments

Particulars	Opening Balance as on 01.07.2022	Add. During the year	Adj. During the year	Closing Balance as on 30.06.2023
BSEC Pension	906,096	45413789	45,466,002	853,883
Directorate film	108,656	-	-	108,656
GEO chem far	1,983,243	-	-	1,983,243
Pension return to govt fund	282,779	90,851	52606	321,024
Car loan	176,305	18,372	18372	176,305
Adv. against Purchase & Exp.	3,386,522	3467390	3,658,716	3,195,196
Adv. against TA/DA	135,789	169185	263,125	41,849
Adv. against B.H.C	2,422	-	-	2,422
Adv. against H.R.ceiling.	4,000	-	-	4,000
Credit Sale	16,269	-	-	16,269
Computer Loan	2,408,375	-	873,311	1,535,064
Adv against Salary	586,750	1,422,722	722407	1,287,065
House Bldg. Loan	143,943,237	-	33,540,841	110,402,396
Motor Cycle/Bi-cycle Loan	687,932	-	220,859	467,073
Adv. to Contractors/Suppl.	6,001,871	795,750	631802	6,165,819
Adv. against Facilities	1,346,216	1,097,507	854153	1,589,570
Dew	270,000	-	-	270,000
Other advance	17,076	-	-	17,076
Deposits	6,845,350	-	-	6,845,350
Salary Clearing A/c.	5,258,521	62,875,811	62199879.67	5,934,452
Banani Housing Complex	1,285,919	12407801	13,693,720	-
Welfare fund	1,137,805	303950	426,805	1,014,950
Advance against Bonus	35,662	-	-	35,662
Rahman Mustafiz & Co.	2,310	-	-	2,310
salary income tax	1,686,463	1,185,555	1016056.24	1,855,962
National Marine Consultants	314,996	-	-	314,996
Total	178,830,564	129,248,683	163,638,655	144,440,592

07.00 Debtors:

Particulars	Opening Balance as on 01.07.2022	Add. During the year	Adj. During the year	Closing Balance as on 30.06.2023
Office Rent Outstanding BSEC Bhaban 07.01	36,262,306	83,405,040	71,026,901	48,640,445
Rent outstanding (Fatullah Housing) 07.02	1,674,591	474,981	-	2,149,572
Sundry Debtors 07.03	3,315,472	-	-	3,315,472
Total	41,252,369	83,880,021	71,026,901	54,105,489

07.01 Rent Outstanding (BSEC Bhaban)

Particulars	Opening Balance as on 01.07.2022	Add. During the year	Adj. During the year	Closing Balance as on 30.06.2023
Asian Development Bank	205,729	-	-	205,729
BD Jatiotabadi Kalyan Parisod	2,943	-	-	2,943
NTV	2,148,000	36,722,291	31100450	7,769,841
Rupantarita Prak. Gas	23,058	-	-	23,058
Bengal Transport & Asso. Ltd.	664,593	-	-	664,593
ARTISTI	1,405,151	-	1,000,000	405,151
Dhaka Match Ind. Co.	17,388	-	-	17,388
ECL	1,540,998	648,668	96480	2,093,186
BD Jobs.Com	149,334	1,839,890	1606832	382,392
Titas Gas T & D Co. Ltd.	267,321	-	-	267,321
Dandy Dyeing Ltd.	101,856	-	-	101,856
Transcom Electronics Ltd.	383,940	-	-	383,940
Nationwide Com. Ltd.	190,423	-	-	190,423
Zimba Traders	1,366,470	-	-	1,366,470
Transnational consult	1,688,522	-	-	1,688,522
Global Gas Services	168,256	-	-	168,256
Electro globe	96,860	-	-	96,860
Asian Sky Shop Ltd.	70,209	-	-	70,209
Hindustan Petroleum Corpn.	28,060	-	-	28,060
AGRANI BANK LTD	11,988	150,023	141423	20,588
CNG Arrist Environment.	53,082	-	-	53,082



Particulars	Opening Balance as on 01.07.2022	Add. During the year	Adj. During the year	Closing Balance as on 30.06.2023
Gulf Oil BD Ltd.	343,596	-	-	343,596
Raihan Shipping	106,255	-	-	106,255
Rahat Khalil Bar at law	135,420	1,308,538	1156478.2	287,480
World Link	956,486	-	-	956,486
RTV	2,176,351	22,422,542	18645695	5,953,198
ETL	448,683	87,359	-	536,042
Pacific Develop. Ltd.	9,064	-	-	9,064
Aktaruzzaman	312,337	-	-	312,337
Ashirbad Trade Corp.	430,625	-	-	430,625
Daily Amar Desh	8,553,104	-	-	8,553,104
Inter Com.	125,527	-	-	125,527
Kh. Reja-E-Rakib	511,187	1,374,109	1288233	597,063
Flora Hachary	14,198	-	-	14,198
Total Care	735,310	-	-	735,310
M/S ornet button	551,109	-	-	551,109
Foundation for Activities	141,780	-	-	141,780
Share Biz kortcha	832,970	1,985,662	1867398	951,234
Atlas Bd. Ltd.	2,073	188,217	79487	110,803
The Old Bay	116,359	787,285	618091.4	285,553
Amirate Cement	36,180	-	-	36,180
Jumuna news	1,596,888	-	-	1,596,888
Shangai ceramics	596,983	3,621,243	3491482	726,743
Agency France Press	179,426	1,071,556	992541	258,441
Doptor	3,688,166	-	-	3,688,166
Exim bank ltd	124,719	4,118,720	3678263.25	565,175
RAB	7,571	5,187,020	4377427	817,164
Dolma	643,675	66,555	59119	651,111
AB bank Ltd	-	33,828	-	33,828
The Spondon	-	164,071	-	164,071
The relief	-	80,278	-	80,278
Mah securities ltd	47,322	434,717	408125.7	73,913
SWOSTI Ltd	269,981	-	29,686	240,295
CNI media technologies ltd	389,359	-	389,342	17
Business Insider	625,451	273,252	-	898,703
KM Tanjibul Alam	-	205,075	-	205,075
Ganer Dali	967,277	248,608	-	1,215,885
MD Naim Hossain	2,693	-	347	2,346
Nurun Nahar	-	25,584	-	25,584
Md Moin Hasan	-	14,509	-	14,509
Moriom Parvin	-	28,478	-	28,478
SM Alauddin	-	24,911	-	24,911
Imranul Kabir	-	184,200	-	184,200
BSEC one stop service center	-	94,571	-	94,571
Imran Hossain Anik	-	5,388	-	5,388
Fatema Khatun	-	7,893	-	7,893
Total	36,262,306	83,405,040	71,026,901	48,640,445

07.02 Rent outstanding (Fatullah House):

Particulars	Opening Balance as on 01.07.2022	Add. During the year	Adj. During the year	Closing Balance as on 30.06.2023
BSFIC	135,142	61874	-	197,016
Egale Box & Carton Mfg.	3,555	-	-	3,555
BCIC	1,237,924	329862	-	1,567,786
BTMC	(1,138,824)	83245	-	(1,055,579)
DEW (Fatullah Colony)	1,436,794	-	-	1,436,794
Total	1,674,591	474,981	-	2,149,572

07.03 Sundry Debtors

Particulars	Opening Balance as on 01.07.2022	Add. During the year	Adj. During the year	Closing Balance as on 30.06.2023
BCIC	3,315,472	-	-	3,315,472
Total	3,315,472	-	-	3,315,472



Note No.	Particulars	Amount in Taka	
		30.06.2023	30.06.2022
08.00	Cash and Cash Equivalents		
	Cash in Hand	46,019	44,636
	Cash at Bank	21,741,430	24,420,066
	Total	21,787,449	24,464,702
08.01	Details of Cash at Bank:		
A)	Current Accounts		
	Agrani Bank Wasa Branch	1,002,256	5,246,100
	Sub-Total	1,002,256	5,246,100
(B)	S.T.D. Account:		
	Agrani Bank, WASA Branch	679,325	1,392,777
	Janata Bank, Diskusha Corp. Br	2,006,008	1,971,243
	Agrani Bank, WASA Branch	321,305	316,739
	Agrani Bank Ltd.	1,429,717	6,355,867
	Agrani Bank	2,414,516	2,378,392
	Agrani Bank, WASA Branch	1,544,706	2,684,372
	Agrani Bank, WASA Branch	12,266,083	3,998,030
	AB Bank Ltd, Barwan Bazar Branch	2,206	2,206
	Basic Bank, Karwanbazar	75,308	74,340
	Sub-Total	20,739,174	19,173,966

(Handwritten mark)

(Handwritten signature)



Note No.	Particulars	Amount in Taka	
		30.06.2023	30.06.2022
09.00	Fixed Assets:		
	Property, Plant & Equipment:		
	Opening Cost	303,475,422	302,075,503
	Add: Addition during the year	24,469,062	1,399,919
		327,944,484	303,475,422
	Less: Adjustment during the year		
		327,944,484	303,475,422
	Less: Accumulated Depreciation	212,752,853	201,568,225
	Total	115,191,631	101,907,197
09.01	Addition to Fixed Assets:		
	Furniture & Fixure	189,906	545,641
	Office Equipment	521,627	854,278
	Machinery & Equipment	23,757,529	-
	Total	24,469,062	1,399,919
	Details of fixed assets has been shown in "Annexure-A"		
10.00	Capital Work in Progress:		
	Opening balance	650,000	650,000
	Add: Addition during the year	-	-
	Sub-Total	650,000	650,000
	Less: Adjustment during the year	-	-
	Total	650,000	650,000
11.00	Investment in Shares of Subsidiaries:		
	ECL 13,464,000 shares	134,640,000	134,640,000
	ABL 18,584,308 shares	185,843,080	185,843,080
	NTL 17,759,119.5 shares	177,591,195	177,591,195
	GEC (Bd) Ltd. 5,88,749 shares	5,887,490	5,887,490
	BD Honda Pvt. Ltd	1,344,526,362	1,344,526,362
	Total	1,848,488,127.40	1,848,488,127
12.00	Investment in Companies and Projects:		
	LC Govt. Fund Invested in Equity	1,807,197,500	1,807,197,500
	LC Fund on Long Term Loans	1,853,882,905	1,853,882,905
	FC Fund as per Govt. Protocol	8,936,695,819	8,936,695,819
	Total	12,597,776,224	12,597,776,224

12.01 LC Govt. Fund Invested in Equity:

Particulars	Opening Balance as on 01.07.2022	Add. During the year	Adj. During the year	Closing Balance as on 30.06.2023
(a) Investment of BIDC period	378,040,771	-	-	378,040,771
(b) Investment of BSEC Period	1,429,156,729	-	-	1,429,156,729
Total	1,807,197,500	-	-	1,807,197,500

(a) Investment of BIDC period:

Particulars	Opening Balance as on 01.07.2022	Add. During the year	Adj. During the year	Closing Balance as on 30.06.2023
C. D. D. Ltd.	77,448,000	-	-	77,448,000
B.D.P. Ltd.	14,527,000	-	-	14,527,000
C.S.M. Ltd.	250,000,000	-	-	250,000,000
Dockyard & E.W.Ltd.	15,900,500	-	-	15,900,500
GEM Co. Ltd.	20,165,271	-	-	20,165,271
Total	378,040,771	-	-	378,040,771

(b) Investment of BSEC Period:

Particulars	Opening Balance as on 01.07.2022	Add. During the year	Adj. During the year	Closing Balance as on 30.06.2023
C.D.D.Ltd.	633,004,000	-	-	633,004,000
B.D.P. Ltd.	92,602,000	-	-	92,602,000
Dockyard & E.W.Ltd.	10,000,000	-	-	10,000,000
GEM Co. Ltd.	564,950,729	-	-	564,950,729
BBF	128,600,000	-	-	128,600,000
Total	1,429,156,729	-	-	1,429,156,729

12.02 L.C. Fund on Long Term Loans:

Particulars	Opening Balance as on 01.07.2022	Add. During the year	Adj. During the year	Closing Balance as on 30.06.2023
(a) L.C. Fund Investment in Debenture Loans to Companies	457,267,108	-	-	457,267,108
(b) L.C. Fund Invested as Loan to Companies-BIDC Period	382,065,882	-	-	382,065,882
(c) L.C. Fund Investment as Loan to Companies-BSEC Period	1,004,549,914	-	-	1,004,549,914
(d) L.C. Investment as Interest Free Govt. Loan	10,000,000	-	-	10,000,000
Total	1,853,882,905	-	-	1,853,882,905

(a) L.C. Fund investment in Debenture Loans to Companies :

Particulars	Opening Balance as on 01.07.2022	Add. During the year	Adj. During the year	Closing Balance as on 30.06.2023
C.D.D.Ltd.	193,403,882	-	-	193,403,882
B.D.P. Ltd.	40,034,300	-	-	40,034,300
GEM Co. Ltd.	221,157,335	-	-	221,157,335
National Tubes Ltd.	2,671,591	-	-	2,671,591
Total	457,267,108	-	-	457,267,108

(b) L.C. Fund Invested as Loan to Companies-BIDC Period:

Particulars	Opening Balance as on 01.07.2022	Add. During the year	Adj. During the year	Closing Balance as on 30.06.2023
N.Gonj Dry Dock Ltd.	11,281,492	-	-	11,281,492
Ctg. Steel Mills Ltd.	362,780,375	-	-	362,780,375
Dockyard & Engg. W. Ltd.	6,170,151	-	-	6,170,151
Eastern Cables Ltd.	1,833,864	-	-	1,833,864
Total	382,065,882	-	-	382,065,882

(c) L.C. Fund Investment as Loan to Companies- BSEC Period:

Particulars	Opening Balance as on 01.07.2022	Add. During the year	Adj. During the year	Closing Balance as on 30.06.2023
C.D.D.Ltd.	72,459,379	-	-	72,459,379
Industrial W.H.C.	553,321,275	-	-	553,321,275
Floating Dock	79,821	-	-	79,821
Industrial Fastener	337,000	-	-	337,000
Aluminium Sheet & Foils	1,625,000	-	-	1,625,000
Tri Wheeler	233,000	-	-	233,000
Heavy Indsl. Projects.	2,677,152	-	-	2,677,152
Twisted Road Plant (PISI)	1,150,147	-	-	1,150,147
Jetty & Jetty Crane	788,818	-	-	788,818
Electric Arc Furnace	1,831,068	-	-	1,831,068
Electric Cable C. Mfg. Plant	1,244,000	-	-	1,244,000
Sponge Iron & Steel Comp.	143,000	-	-	143,000
Meter Gauges	163,000	-	-	163,000
Pressure Valves & Fitt.	163,000	-	-	163,000
Narayanganj Dry Dock	8,717,000	-	-	8,717,000
Others (F-S)	1,237,000	-	-	1,237,000
B.D.P. Ltd.	44,147,600	-	-	44,147,600
C.S.M. Ltd.	15,585,965	-	-	15,585,965
Dockyard & Engg. W. Ltd.	38,835,130	-	-	38,835,130
GEM Co. Ltd.	110,930,408	-	-	110,930,408
Bangladesh Can Co. Ltd.	5,100,000	-	-	5,100,000
B.B.F. Ltd.	28,409,000	-	-	28,409,000
Eastern Tubes Ltd.	72,454,151	-	-	72,454,151
Metalex Corpn. Ltd.	42,918,000	-	-	42,918,000
Total	1,004,549,914	-	-	1,004,549,914

(d) L.C. Investment as Interest Free Govt. Loan:

Particulars	Opening Balance as on 01.07.2022	Add. During the year	Adj. During the year	Closing Balance as on 30.06.2023
Metalex Corpn. Ltd.	10,000,000	-	-	10,000,000
Total	10,000,000	-	-	10,000,000

12.03 F C Fund Investment Under Govt.

Particulars	Opening Balance as on 01.07.2022	Add. During the year	Adj. During the year	Closing Balance as on 30.06.2023
(a) Investment in BIDC Period	7,224,694,165	-	-	7,224,694,165
(b) Investment in BSEC Period	1,712,001,654	-	-	1,712,001,654
Total	8,936,695,819	-	-	8,936,695,819

(a) Investment in BIDC Period

Particulars	Opening Balance as on 01.07.2022	Add. During the year	Adj. During the year	Closing Balance as on 30.06.2023
C.D.D LTD	637,578,221	-	-	637,578,221
C.S.M LTD	6,434,164,246	-	-	6,434,164,246
EASTERN CABLES LTD	462,080	-	-	462,080
GEMCO LTD	152,489,618	-	-	152,489,618
Total	7,224,694,165	-	-	7,224,694,165

(b) Investment in BSEC Period

Particulars	Opening Balance as on 01.07.2022	Add. During the year	Adj. During the year	Closing Balance as on 30.06.2023
C.D.D Ltd.	1,650,073,855	-	-	1,650,073,855
GEMCO Ltd.	61,927,799	-	-	61,927,799
Total	1,712,001,654	-	-	1,712,001,654

13.00 Investment against Gratuity Fund:

FDR on Gratuity Fund	13.01	7,813,948	7,851,208
Investment in Co Shares of ECL	13.02	13,703,000	13,703,000
Total		21,516,948	21,554,208

13.01 FDR on Gratuity fund:

Particulars	Opening Balance as on 01.07.2022	Add. During the year	Adj. During the year	Closing Balance as on 30.06.2023
ICB Islamic Bank, Kawran Bazar Br	2,002,202	-	12,420	1,989,782
ICB Islamic Bank, Principal off. Br	3,826,562	-	12,420	3,814,142
ICB Islamic Bank, Principal off. Br	2,022,444	-	12,420	2,010,024
Total	7,851,208	-	37,260.00	7,813,948

13.02 Investment in Co Shares of ECL:

Particulars	Opening Balance as on 01.07.2022	Add. During the year	Adj. During the year	Closing Balance as on 30.06.2023
SHARES OF ECL (G.T)	600,000	-	-	600,000
SHARES OF ICB (G.F)	13,103,000	-	-	13,103,000
Total	13,703,000	-	-	13,703,000

(Handwritten signature)

(Handwritten signature)



14.00 Fund to Units for Manpower Rationalization:

Particulars	Opening Balance as on 01.07.2022	Add. During the year	Adj. During the year	Closing Balance as on 30.06.2023
Loan to Enterprises(MP of Rationalisa.) 14.01	802,483,641	-	-	802,483,641
Dhaka Steel Works Ltd.(Pay off)	17,243,419	-	-	17,243,419
BCCL(Pay off)	27,300,000	-	-	27,300,000
Mehar Inds.(BD) Ltd.(Pay off)	17,119,785	-	-	17,119,785
C.S.M. Ltd.(Pay off)	750,600,000	-	-	750,600,000
C.S.M.Ltd.(Govt. Fund from BMTF)	3,958,000	-	-	3,958,000
Khulna Shipyard Ltd.(Pay off)	16,336,945	-	-	16,336,945
BDP Ltd.(Pay off)	191,949,964	-	-	191,949,964
DEW Ltd.(Pay off)	472,695,840	-	-	472,695,840
Total	2,299,687,594	-	-	2,299,687,594

14.01 The Break Up Loans to Enterprises for Man Power Rationalization:

Particulars	Opening Balance as on 01.07.2022	Add. During the year	Adj. During the year	Closing Balance as on 30.06.2023
C.D.D.Ltd.	9,267,837	-	-	9,267,837
Bangladesh Diesel Plant	28,152,522	-	-	28,152,522
Ctg. Steel Mills Ltd.	277,358,744	-	-	277,358,744
Dockyard & Engg. Work Ltd.	80,891,510	-	-	80,891,510
Eastern Cables Ltd.	8,717,121	-	-	8,717,121
GEM Co. Ltd.	158,151,313	-	-	158,151,313
Khulna Shipyard Ltd.	102,441,741	-	-	102,441,741
Atlas BD Ltd.	2,184,241	-	-	2,184,241
Bangladesh Can Co. Ltd.	22,954,947	-	-	22,954,947
Bangladesh Blade Factory	4,564,703	-	-	4,564,703
Dhaka Steel Works Ltd.	1,611,460	-	-	1,611,460
Eastern Tubes Ltd.	3,078,000	-	-	3,078,000
Gazi Wires Ltd.	11,813,184	-	-	11,813,184
Progati Inds. Ltd.	23,523,194	-	-	23,523,194
Metalex Corpn. Ltd.	30,412,378	-	-	30,412,378
Mehar Inds.(BD) Ltd.	28,560,746	-	-	28,560,746
National Tubes Ltd.	8,800,000	-	-	8,800,000
Total	802,483,641	-	-	802,483,641

15.00 Investment in Share:

Particulars	Opening Balance as on 01.07.2022	Add. During the year	Adj. During the year	Closing Balance as on 30.06.2023
Bangladesh Machine Tools Factory	7,147,000	-	-	7,147,000
Chittagong Steel Mills	14,982,000	-	-	14,982,000
Eastern Cables Ltd.	6,380,000	-	-	6,380,000
Total	28,509,000	-	-	28,509,000



Note No.	Particulars	Amount in Taka	
		30.06.2023	30.06.2022

16.00 Investment in FDR:

(A) FDR (BSEC)

Agrani Bank, WASA Branch	11,043,984	10,496,822
ICB Islamic Bank	1,002,505	1,005,735
Agrani Bank, Wasa Br.	35,576,167	33,767,711
Janata Bank Ltd., Kawran Bazar Br.	1,317,309	1,247,156
Janata Bank Ltd., Kawran Bazar Br.	1,638,351	1,574,370
Janata Bank Ltd., Kawran Bazar Br.	-	5,432,554
Basic Bank, dil Br.	-	1,261,363
Janata Bank Ltd, Rayer Bazar branch	15,328,263	14,486,668
Social Islami Bank Ltd, Kawran Bazar	-	7,923,175
Agrani Bank, Mohakhali Br.	-	7,079,800
Janata Bank Ltd., Kawran Bazar Br.	1,216,985	1,154,635
Agrani Bank, WASA Branch	-	14,577,622
Janata Bank Ltd., Kawran Bazar Br.	11,793,106	11,267,277
Agrani Bank, WASA Branch	-	11,490,263
Janata Bank Ltd., Kawran Bazar Br.	46,956,552	44,820,183
Agrani Bank, WASA Branch	3,883,339	3,688,449
Agrani Bank, WASA Branch	1,160,326	1,102,912
Agrani Bank, WASA Branch	1,273,008	1,209,821
Rupali Bank, Noya Paltan Branch	5,152,851	4,899,735
Dhaka Bank, Uttara Branch	7,445,366	
Sub-Total	144,788,112	178,486,251

(B) FDR (BSEC)

Agrani Bank Ltd, Wasa Br.	49,831,416	47,292,615
Janata Bank, Kawran Bazar Br.	-	12,678,108
Agrani Bank Ltd, Wasa Br.	13,985,859	13,359,599
Agrani bank ltd, Wasa Br.	-	12,727,921
Rupali Bank, Noya Paltan Branch	39,760,369	38,026,165
Sub-Total	103,577,644	124,084,408

(C) FDR (CSML)

ICB Islamic Bank K. Bazar Br.	36,106,768	36,121,998
Agrani Bank Ltd, Wasa Br.	2,901,457	2,757,707
Agrani Bank Ltd, Wasa Br.	45,457,428	43,142,721
Janata Bank, Kawran Bazar Br.	263,461	249,431
Janata Bank Ltd., Kawran Bazar Br.	327,668	314,873
Basic Bank, Dil . Br.	-	252,386
Social Islami Bank Ltd, Karwan bazar	-	1,584,723
Agrani Bank Ltd, Wasa Br.	13,081,035	12,425,081
Agrani Bank Ltd, Wasa Br.	12,971,488	12,321,146
Agrani Bank, Mohakhali Br.	-	2,802,585
Janata Bank, Kawran Bazar Br.	243,388	230,918
Janata Bank, Kawran Bazar Br.	40,109,719	38,286,946
Agrani bank ltd, wasa Br.	68,100,921	64,649,830
Agrani bank ltd, wasa Br.	82,118,595	77,949,331
Janata Bank, Kawran Bazar Br.	12,956,188	12,377,088



(Handwritten signature)

(Handwritten signature)



Note No.	Particulars	Amount in Taka	
		30.06.2023	30.06.2022
	Agrani bank ltd, wasa Br.	14,679,447	13,941,601
	Agrani bank ltd, wasa Br.	13,120,703	12,462,716
	Agrani bank ltd, wasa Br.	776,668	737,690
	Agrani bank ltd, wasa Br.	232,065	220,582
	Agrani bank ltd, wasa Br.	254,602	241,964
	Rupali Bank, Noya poltan Branch	1,030,577	979,953
	Dhaka Bank, Uttara Branch	2,947,296	
	Sub-Total	347,679,474	334,051,270
(D) FDR (DSWL)			
	Agrani bank ltd, wasa Br.	9,320,511	8,848,682
	Sub-Total	9,320,511	8,848,682
(E) FDR (BSEC)			
	Agrani Bank, WASA Branch	15,790,204	14,995,450
	Cash in ICB Securites	15,518	116,008
	Sub-Total	15,805,722	15,111,458
(F) FDR (BSEC)			
	Agrani Bank, WASA Branch	27,729,869	26,323,405
	Janata Bank Ltd., Kawran Bazar Br.	11,809,960	11,195,229
	Union bank ltd, banani branch	-	11,520,262
	Agrani Bank, WASA Branch	-	23,430,744
	Janata Bank, kawran bazar Br.	12,510,768	12,055,533
	Janata Bank, kawran bazar Br.	-	19,815,887
	Janata Bank, kawran bazar Br.	23,608,816	22,365,743
	Union bank ltd, gulshan branch	-	11,505,262
	Janata Bank, kawran bazar Br.	12,152,434	11,505,263
	Agrani Bank, WASA Branch	13,066,021	12,412,155
	Agrani Bank, WASA Branch	13,067,411	12,410,836
	Agrani Bank, WASA Branch	24,820,504	23,563,097
	Janata Bank, Kawran bazar Br.	12,163,320	-
	south east bank, Banani Br.	12,148,320	-
	Agrani bank, Wasa Branch	4,478,559	-
	Sub-Total	167,555,982	198,103,416
(G) FDR (RMIL)			
	Agrani Bank, WASA Branch	29,245,604	27,761,484
	Agrani Bank, WASA Branch	22,680,440	21,655,954
	Janata Bank, kawran bazar Br.	13,017,550	12,324,308
	Agrani Bank, WASA Branch	15,795,000	15,000,000
	Eastern Bank, Azimpur Br.	12,000,000	-
	Sub-Total	92,738,594	76,741,746
(H) FDR (BSEC)			
	ICB	25,935,118	24,515,935
	Sub-Total	25,935,118	24,515,935



P



Note No.	Particulars	Amount in Taka	
		30.06.2023	30.06.2022
(I) FDR (BSEC)			
	Janata Bank, kawran bazar Br.	14,707,208	14,143,194
	Sub-Total	14,707,208	14,143,194
(J) FDR (CDDL)			
	Agrani Bank, WASA Branch	54,782,881	52,014,118
	Janata Bank Ltd., Kawran Bazar Br.	51,359,397	49,007,058
	Agrani Bank, WASA Branch	35,203,055	33,413,714
	Agrani Bank, WASA Branch	44,074,007	41,830,177
	Agrani Bank, WASA Branch	29,130,708	27,666,706
	Agrani Bank, WASA Branch	20,243,729	19,235,037
	Agrani Bank, WASA Branch	18,377,467	17,464,390
	Agrani Bank, WASA Branch	14,042,932	13,351,928
	Rupali Bank, Noya Paltan Branch	35,561,111	34,011,579
	Bangladesh Krishi Bank Ltd., Kawran Bazar Br.	-	11,155,170
	Sub-Total	302,775,287	299,149,877
(K) FDR (BCCL)			
	Janata Bank Ltd., Kawran Bazar Br.	13,721,760	13,183,071
	Rupali Bank, Noya poltan Branch	-	13,211,498
	Basic Bank Ltd, Kawran bazar br.	-	13,347,893
	Southeast Bank, Kawran bazar br.	14,008,935	13,413,616
	Sub-Total	27,730,695	53,156,078
(L) FDR on BSEC Fund (GEMCO)			
	Agrani Bank Ltd, Wasa Corp. Branch	236,074,959	224,017,988
	ICB	119,265,926	113,408,675
	Janata Bank Ltd., Karwan Bazar Branch	236,782,497	224,248,517
	BDBL, Karwan Bazar Branch	-	112,213,925
	Bangladesh Krishi Bank Ltd, Karwan Bazar Branch	214,267,549	203,327,845
	BASIC Bank Ltd, Babu Bazar Branch	23,725,074	22,523,789
	NRB Global Bank, Gulshan Branch	-	23,077,730
	NRB Global Bank, Banani Branch	-	23,077,730
	NRB Global Bank, Naya polton branch	-	11,538,865
	Agrani Bank, WASA Branch	235,028,824	223,025,450
	Janata bank ltd, karwan bazar branch	12,188,101	11,539,031
	Rupali Bank, Noya poltan Branch	12,236,142	11,712,373
	Janata bank ltd, karwan bazar branch	1,702,602	1,636,854
	Janata bank ltd, karwan bazar branch	12,094,386	-
	Janata bank ltd, karwan bazar branch	24,731,033	-
	Janata bank ltd, karwan bazar branch	24,689,388	-
	BDBL Bank, Karwan Bazar Branch	52,898,485	-
	Sub-Total	1,205,684,966	1,205,348,772

(Handwritten mark)

(Handwritten signature)



Note No.	Particulars	Amount in Taka	
		30.06.2023	30.06.2022
(M) FDR On BSEC Fund (Quraishi Steel)			
	NRBC bank, Principal branch	10,000,000	-
	Premier bank, Dilkusha branch	20,924,824	-
	Agrani Bank, Kawran bazar ,WASA Branch	25,418,319	-
	Sub-Total	56,343,143	-
	Total (A+B+C+D+E+F+G+H+I+J+K+L+M)	2,514,642,457	2,531,741,087

17.00 Investment in Bank (XLPE)

Agrani Bank, WASA Branch	2,901,457	2,757,708
ICB Islamic Bank, Vip road	10,304,574	10,319,804
Janata Bank Ltd., Kawran Bazar Br.	263,462	249,431
Janata Bank Ltd., Kawran Bazar Br.	6,936,724	6,572,990
Janata Bank Ltd., Kawran Bazar Br.	327,668	314,873
Agrani Bank, WASA Branch	68,259,732	64,762,554
Janata Bank Ltd., Kawran Bazar Br.	81,295,892	76,927,057
Basic bank dil br	-	17,394,084
Basic bank dil br	-	252,386
Union Bank ltd,banani br.	-	13,411,055
Social islami bank ltd, kawran bazar	-	1,584,723
Agrani bank ltd,Mohakhali br.	-	2,802,585
Agrani bank ltd, Kawran Bazar Br.	16,025,760	15,218,937
Janata bank ltd, Kawran Bazar Br.	243,388	230,918
Agrani Bank, WASA Branch	30,545,988	28,995,245
Agrani Bank, WASA Branch	776,668	737,690
Agrani Bank, WASA Branch	232,065	220,582
Agrani Bank, WASA Branch	10,679,154	10,175,217
Agrani Bank, WASA Branch	254,602	241,964
Rupali Bank, Noya Poltan Branch	3,067,315	2,916,644
Dhaka bank, Uttara branch	2,947,295	
Bangladesh Commerce Bank, Green Road	14,164,725	
Total	249,226,469	256,086,447



Note No.	Particulars	Amount in Taka		
		30.06.2023	30.06.2022	
18.00	Share Capital This is made-up as follows:			
18.01	Authorized Capital: 2,00,000 ordinary shares of Tk. 100/-each Authorized capital of the company Tk.20,000,000/- (Two crore) divided into 2,00,000 (Two lac) Ordinary shares of Tk. 100/- (One hundred) each.	<u>20,000,000</u>	<u>20,000,000</u>	
18.02	Issued, Subscribed and Paid-up Capital: Bangladesh Steel Mills Corporation Bangladesh Engineering & Ship Building Corporation Total	500,000 500,000 <u>1,000,000</u>	500,000 500,000 <u>1,000,000</u>	
19.00	Govt. Grant for Shares in: 12,24,0000 Nos. shares in Ecl of tk.10/-each 15358932 Nos. shares in ABL of Tk.10/- each 588,749 Nos. shares in GEC (Bd) Ltd. of Tk.10/- each 14676958 Nos. shares in NTL of Tk.10/- each 30% share of Bd Honda Pvt. Ltd Total	134,640,000 185,843,080 5,887,490 177,591,195 264,826,362 <u>768,788,127</u>	134,640,000 185,843,080 5,887,490 177,591,195 264,826,362 <u>768,788,127</u>	
20.00	Govt. Fund For Companies Equities : Govt. Fund of B IDC period Govt. Fund of BSEC period Total	20.01 320,940,771 20.02 1,424,156,729 <u>1,745,097,500</u>	320,940,771 1,424,156,729 <u>1,745,097,500</u>	
20.01	Govt. Fund of B IDC Period: C.D.D.LTD B.D.P. Ltd. C.S.M. LTD. Dockyard & E.W. LTD. G.E.M. CO. LTD. Total	20,348,000 14,527,000 250,000,000 15,900,500 20,165,271 <u>320,940,771</u>	20,348,000 14,527,000 250,000,000 15,900,500 20,165,271 <u>320,940,771</u>	
20.02	Govt. Fund of BSEC Period : C.D.D. Ltd. B.D.P. Ltd. Dockyard & E.W. LTD. G.E.M. CO. LTD. B.B.F. Ltd. Total	628,004,000 92,602,000 10,000,000 564,950,729 128,600,000 <u>1,424,156,729</u>	628,004,000 92,602,000 10,000,000 564,950,729 128,600,000 <u>1,424,156,729</u>	
21.00	Govt. Fund for Investment: BSEC Bhaban B.B.F. Ltd. M.C.L. Inds. W. H. Complex Total	83,818,000 28,409,000 10,000,000 6,700,020 <u>128,927,020</u>	83,818,000 28,409,000 10,000,000 6,700,020 <u>128,927,020</u>	
22.00	Fund from XLPE Project-ECL:			
		Opening Balance as on 01.07.2022	Adj. during the year	Closing Balance as on 30.06.2023
	Fund from XLPE Project-ECL	307,744,487	13,351,980	321,096,467
	Total	<u>307,744,487</u>	<u>13,351,980</u>	<u>321,096,467</u>



23.00 Govt. Fund For Man Power Rationalization:

Particulars	Opening Balance as on 01.07.2022	Add. During the year	Adj. during the year	Closing Balance as on 30.06.2023
Rationalization of man-power	836,664,512	-	-	836,664,512
Dhaka steel works Ltd.	19,495,000	-	-	19,495,000
Mibl pay off	18,034,433	-	-	18,034,433
Becl pay off	27,300,000	-	-	27,300,000
Csm pay off	757,042,701	-	-	757,042,701
Csm pay off from BMTF	3,958,000	-	-	3,958,000
Ksy pay off	17,900,000	-	-	17,900,000
DEW and BDP pay off	671,001,390	-	-	671,001,390
Total	2,351,396,036	-	-	2,351,396,036

24.00 ADP Fund For Govt. :

ADP Fund of B IDC period (Principal)	24.01	95,346,705	95,346,705
ADP Fund of BSEC period (Principal)	24.02	210,943,000	210,943,000
BSEC period (Interest)	24.03	1,076,667,780	1,076,667,780
Creditors for Loan (Paid by Pakistan)		67,200,935	67,200,935
Total		1,450,158,420	1,450,158,420

24.01 ADP Fund of B IDC Period (Principal) :

Particulars	Opening Balance as on 01.07.2022	Add. During the year	Adj. during the year	Closing Balance as on 30.06.2023
Nayaranganj Dry Dock	6,132,069	-	-	6,132,069
C. S. M. Ltd.	89,213,902	-	-	89,213,902
Eastern Cables Ltd.	734	-	-	734
Total	95,346,705	-	-	95,346,705

24.02 ADP Fund of BSEC Period (Principal)

Particulars	Opening Balance as on 01.07.2022	Add. During the year	Adj. during the year	Closing Balance as on 30.06.2023
Industrial W.H. Complex	125,096,000	-	-	125,096,000
Higher Dia Pipe	100,000	-	-	100,000
Twisted Rod Plant (PISI)	645,000	-	-	645,000
Electric Arc Furnace	410,000	-	-	410,000
Jetty & Jetty Crane	175,000	-	-	175,000
BMR of DEW	8,674,000	-	-	8,674,000
R&M of RSSW (BDP)	7,638,000	-	-	7,638,000
BMR of CSM Ltd.	5,200,000	-	-	5,200,000
Black Plant Sheet(CSM)	456,000	-	-	456,000
Dockyard & Engg. Works Ltd.	5,800,000	-	-	5,800,000
BDP Ltd.	10,596,000	-	-	10,596,000
GEM Co. Ltd.	21,874,000	-	-	21,874,000
Eastern Tubes Ltd.	-	-	-	-
Metalex Corpn. Ltd.	17,800,000	-	-	17,800,000
Bangladesh Weld. Elect. Ltd.	54,000	-	-	54,000
Chand Fitting Indus. Ltd.	2,045,000	-	-	2,045,000
Chittagong Pipe Mills Ltd.	4,173,000	-	-	4,173,000
Drum Metals (T) Ltd.	207,000	-	-	207,000
Total	210,943,000	-	-	210,943,000

24.03 BSEC Period Interest

Particulars	Opening Balance as on 01.07.2022	Add. During the year	Adj. during the year	Closing Balance as on 30.06.2023
BSEC Period	1,076,667,780	-	-	1,076,667,780
Total	1,076,667,780	-	-	1,076,667,780



Note No.	Particulars	Amount in Taka	
		2022-2023	2021-2022

25.00 ADP Fund Through Debenture Issue :

Principal amount	25.01	61,500,000	61,500,000
Interest on Debenture	25.02	398,101,068	398,101,068
Total		459,601,068	459,601,068

25.01 Principal Amount

Particulars	Opening Balance as on 01.07.2022	Add. During the year	Adj. During the year	Closing Balance as on 30.06.2023
Agrani Bank	32,000,000	-	-	32,000,000
Sonali Bank	20,000,000	-	-	20,000,000
Pubali Bank Ltd.	9,500,000	-	-	9,500,000
Total	61,500,000	-	-	61,500,000

25.02 Interest on Debenture

Particulars	Opening Balance as on 01.07.2022	Add. During the year	Adj. During the year	Closing Balance as on 30.06.2023
Sonali Bank	79,825,045	-	-	79,825,045
Agrani Bank	163,838,609	-	-	163,838,609
Janata Bank	141,957,157	-	-	141,957,157
Uttara Bank Ltd.	12,466,922	-	-	12,466,922
Pubali Bank Ltd.	1,899,765	-	-	1,899,765
Rupali Bank Ltd.	(1,886,430)	-	-	(1,886,430)
Total	398,101,068	-	-	398,101,068

26.00 Foreign Loans

Particulars	Opening Balance as on 01.07.2022	Add. During the year	Adj. During the year	Closing Balance as on 30.06.2023
Principal 26.01	6,825,813,108	-	-	6,825,813,108
Principal paid by Govt. 26.02	1,065,755,268	-	-	1,065,755,268
Intt. Paid by Govt. 26.03	307,557,143	-	-	307,557,143
Accrued Intt. (BIDC)	513,820,896	-	-	513,820,896
Accrued Intt. (BSEC)	223,749,404	-	-	223,749,404
Total	8,936,695,819	-	-	8,936,695,819

26.01 Principal

Particulars	Opening Balance as on 01.07.2022	Add. During the year	Adj. During the year	Closing Balance as on 30.06.2023
Foreign Loan/Aid under Govt. Protocol (BIDC)	5,472,105,710	-	-	5,472,105,710
Foreign Loan/Aid under Govt. Protocol (BSEC)	1,353,707,398	-	-	1,353,707,398
Total	6,825,813,108	-	-	6,825,813,108

26.02 Principal Paid By Govt.

Particulars	Opening Balance as on 01.07.2022	Add. During the year	Adj. During the year	Closing Balance as on 30.06.2023
For BIDC period	953,693,582	-	-	953,693,582
For BSEC period	112,061,686	-	-	112,061,686
Total	1,065,755,268	-	-	1,065,755,268



(Handwritten signature)



26.03 Intt. Paid By Govt.

Particulars	Opening Balance as on 01.07.2022	Add. During the year	Adj. During the year	Closing Balance as on 30.06.2023
For BIDC period	285,073,977	-	-	285,073,977
For BSEC period	22,483,166	-	-	22,483,166
Total	307,557,143	-	-	307,557,143

27.00 Govt. Grants(Local Currency)

Particulars	Opening Balance as on 01.07.2022	Add. During the year	Adj. During the year	Closing Balance as on 30.06.2023
Floating Dock	3,029,000	-	-	3,029,000
Industrial Fastener	337,000	-	-	337,000
Aluminium Steel & Foils	1,625,000	-	-	1,625,000
Tri Wheeler	233,000	-	-	233,000
Elect.Cable	1,244,000	-	-	1,244,000
Conduct.Mfg.Plant.	143,000	-	-	143,000
Sponge Iron & Steel Complex	163,000	-	-	163,000
Metal Gauges	163,000	-	-	163,000
Pressure Valves & Fittings	8,717,000	-	-	8,717,000
Narayananj Dry Dock	1,237,000	-	-	1,237,000
Other (F-S)	5,100,000	-	-	5,100,000
Bangladesh Can Co. Ltd.	4,593,475	-	-	4,593,475
Compensation from Rajuk for BHC				
Total	26,584,475	-	-	26,584,475

28.00 BSEC Disinvestment Cell

Particulars	Opening Balance as on 01.07.2022	Add. During the year	Adj. During the year	Closing Balance as on 30.06.2023
BSEC Disinvestment	9,002,233	-	-	9,002,233
Total	9,002,233	-	-	9,002,233

29.00 Fund for BSEC

Particulars	Opening Balance as on 01.07.2022	Add. During the year	Adj. During the year	Closing Balance as on 30.06.2023
Fund for BSEC	2,889,947,159	36,057,531	-	2,926,004,690
Total	2,889,947,159	36,057,531	-	2,926,004,690

30.00 Leave Pay and Gratuity

Particulars	Opening Balance as on 01.07.2022	Add. During the year	Adj. During the year	Closing Balance as on 30.06.2023
BSEC Head Office	1,949,779	-	-	1,949,779
Provision for Provident fund	473,440	9,296,372	8,507,140	1,262,672
Intt. On FDR	3,917,779	-	-	3,917,779
Dividends on Shares with ECL(GF)	853,021	-	-	853,021
Bonus Shares with ECL(GF)	100,000	-	-	100,000
Prov For Income tax	119,346	1,000	-	120,346
Intt. On Loans to Employees	47,199,957	-	-	47,199,957
Gross Total	54,613,322	9,297,372	8,507,140.00	55,403,554
Less: Paid against Rationalization	23,262,703	-	-	23,262,703
Total	31,350,619	9,297,372	8,507,140.00	32,140,851



Note No.	Particulars	Amount in Taka	
		2022-2023	2021-2022

31.00 Capital Expenditure

The above balance represents fund received/released from its units towards capital expenditure of the corporation.

Fund raised & accumulated till 30.6.1990	35,206,823	35,206,823
Fund raised during 1990-91	7,717,480	7,717,480
Fund raised during 1991-92	16,775,698	16,775,698
Fund raised during 1992-93	11,152,297	11,152,297
Fund raised during 1993-94	299,078	299,078
Fund raised during 1994-95	(196,388)	(196,388)
Fund raised during 1995-96	893,685	893,685
Fund raised during 1996-97	(17,894)	(17,894)
Fund raised during 1997-98	290,860	290,860
Fund raised during 1998-99	477,070	477,070
Fund raised during 1999-2000	767,918	767,918
Fund raised during 2000-2001	1,439,657	1,439,657
Fund raised during 2001-2002	2,180,102	2,180,102
Fund raised during 2002-2003	7,390,472	7,390,472
Fund raised during 2003-2004	1,027,605	1,027,605
Fund raised during 2004-2005	6,003,941	6,003,941
Fund raised during 2005-2006	2,685,037	2,685,037
Fund raised during 2006-2007	31,562,895	31,562,895
Fund raised during 2007-2008	641,103	641,103
Fund raised during 2008-2009	368,136	368,136
Fund raised during 2009-2010	332,409	332,409
Fund raised during 2010-2011	17,530,961	17,530,961
Fund raised during 2011-2012	8,419,492	8,419,492
Fund raised during 2012-2013	328,909	328,909
Fund raised during 2013-2014	640,885	640,885
Fund raised during 2014-2015	15,769,265	15,769,265
Fund raised during 2015-2016	24,555,069	24,555,069
Fund raised during 2016-2017	22,457,612	22,457,612
Fund raised during 2018-2019	10,168,895	10,168,895
	226,869,071	226,869,071

32.00 Corporation Research & Feasibility Study

Particulars	Opening Balance as on 01.07.2022	Add. During the year	Adj. During the year	Closing Balance as on 30.06.2023
Atlas (B) Ltd.	135,000	-	-	135,000
Eastern Tubes Ltd.	702,878	-	-	702,878
Gazi Wires Ltd.	210,000	-	-	210,000
Total	1,047,878	-	-	1,047,878

33.00 Fund Receive From Released Units

Particulars	Opening Balance as on 01.07.2022	Add. During the year	Adj. During the year	Closing Balance as on 30.06.2023
G.M. Steel Ltd.	1,130,137			1,130,137
Ispahani Marshalls Ltd.	380			380
Khulna Inds. T.C. Ltd.	349,114			349,114
Prince Iron & Steel Inds.	242,133			242,133
Quraishi Steel Ltd.	218,488			218,488
Total	1,940,252			1,940,252



34.00 BSEC Current Accounts

Particulars	Opening Balance as on 01.07.2022	Add. During the year	Adj. During the year	Closing Balance as on 30.06.2023
Industrial Workers Housing Complex	13,152,469	-	-	13,152,469
BSEC Housing Colony	700	-	-	700
Bangladesh Steel Industries Ltd.	21,340,493	1,687,944	287,250.00	22,741,187
Dhaka Steel Industries Ltd.	8,263,056	1203161.85	1,979,772.00	7,486,446
Quraishi Steel Ltd	-	48,132,138	-	48,132,138
KSY	457,539	-	-	457,539
General Iron & Steel	90,331	-	-	90,331
Omor Sons Ltd.	260,171	-	-	260,171
Rahim Metal Industries Ltd.	80,665,550	14956589	263,792.00	95,358,347
Galfra Habib Ltd.	59,101	-	-	59,101
Bengal Metal Industries Ltd.	29,194	-	-	29,194
Bangladesh Can Company Ltd.	65,133,520	-	-	65,133,520
CSM Ltd.	244,546,388	-	30,000.00	244,516,388
Total	433,998,512	65,979,833	2,560,814.00	497,417,531

35.00 Fund From Units

Particulars	Opening Balance as on 01.07.2022	Add. During the year	Adj. During the year	Closing Balance as on 30.06.2023
Fund From Units	374,360,978	2,607,894	19,392,895	357,575,977
Total	374,360,978	2,607,894	19,392,895	357,575,977

36.00 Short Term Loans

Particulars	Opening Balance as on 01.07.2022	Add. During the year	Adj. During the year	Closing Balance as on 30.06.2023
Short Term Loans	136,924,326	-	-	136,924,326
Total	136,924,326	-	-	136,924,326

37.00 Sundry Creditors

Particulars	Opening Balance as on 01.07.2022	Add. During the year	Adj. During the year	Closing Balance as on 30.06.2023
CDDL LTD	3,287,583	-	-	3,287,583
Total	3,287,583	-	-	3,287,583

38.00 Provision & Accruals

Particulars	Opening Balance as on 01.07.2022	Add. During the year	Adj. During the year	Closing Balance as on 30.06.2023
Provision for Expenses	13,485,528	8,752,317	8,014,137	14,223,708
Total	13,485,528	8,752,317	8,014,137	14,223,708

39.00 Other Liabilities

Particulars	Opening Balance as on 01.07.2022	Add. During the year	Adj. During the year	Closing Balance as on 30.06.2023
Govt. Grants (F.C.)	29,656,334	-	-	29,656,334
Govt. Fund for Trg. Programme	750,170	-	-	750,170
Govt. Fund for SAARC	390,481	-	-	390,481
BSCIC	175,475	-	-	175,475
USSR Credit (Rahman Metal)	270,971	-	-	270,971
USSR Credit (NISI)	627,068	-	-	627,068
Earnest Money	1,767,593	-	-	1,767,593
Security Money	44,982,066	5,635,390	2,876,487	47,740,969
Suppliers Income Tax	1,231,109	3299509.1	3,052,604	1,478,015
Inspection fee	12,558	-	-	12,558
Revenue Stamp	32,096	29,810	28,690	33,216
Bangladesh admin asso service	11,688	-	-	11,688
Employees subscription to CBA	5,160	1,282	-	6,442
VAT	444,192	7,029,729	6,054,456	1,419,465



Subscription Association	49,555	117,780	145,835	21,500
Tenants accounts 39.01	8,080,182	5,710,666	7,942,965	5,847,883
M/S NMCI (Bangladesh) Ltd.	6,028,973	-	-	6,028,973
C.I.O BD Ltd.	1,708,131	-	-	1,708,131
Adv. against rent ceiling	1,069,066	1,182,055	1,055,922	1,195,199
Banani Housing	-	14,239,349	13,693,720	545,629
Total	97,292,868	37,245,570	34,850,679	99,687,760

39.01 Tenents Accounts

Particulars	Opening Balance as on 01.07.2022	Add. During the year	Adj. During the year	Closing Balance as on 30.06.2023
Kailas Tila LPG Project	127,709	-	-	127,709
Shaw Wallace (BD) Ltd.	69,850	-	-	69,850
Jamuna Oil	21,105	-	-	21,105
Feshion Plus	51,633	-	-	51,633
Banglaway	21,905	-	-	21,905
Bengal Group	515,440	-	-	515,440
SABINCO	31,413	-	-	31,413
Prince sign	38,146	-	-	38,146
Unity M.P. Service Ltd.	17,466	-	-	17,466
Orascom telecom	446,267	687,636	620,891.00	513,012
M/S Space Med. Enterprise	74,322	-	-	74,322
Rashid oil mill	339,354	-	-	339,354
AB Bank Ltd.	516,268	-	516,268.00	-
GRAMEEN PHONE	681,473	40,948	224,949.00	497,472
Ctg Stock Exchange Ltd.	36,082	-	-	36,082
M/S Paramount Ins. Co.	28,814	821,907	848,153.00	2,568
ARTS BD	52,987	-	-	52,987
DRAGON SEC.	3,177,710	1,854,693	1,942,921.00	3,089,482
MAC AND CO.	612,850	1638815.2	2,196,120.00	55,545
Nofel real estate	71,854	-	-	71,854
K.M Tanjibul Alam	832,960	-	832,960.00	-
Roza properties	145,189	-	-	145,189
The relief	33,437	-	33,437.00	-
The Spondon Ltd.	32,208	-	32,208.00	-
Innovation & Develop. Ass. Fund	103,740	666,666	695,058.00	75,348
Total	8,080,182	5,710,666	7,942,965.00	5,847,883

40.00 Creditors for Expenses:

Particulars	Opening Balance as on 01.07.2022	Add. During the year	Adj. During the year	Closing Balance as on 30.06.2023
Dhaka Trading Corpn.	1,943	-	-	1,943
The daily shomokal	-	940	-	940
Amader shomoy	-	435	-	435
The Daily Vorer Kagoj	2,153	-	-	2,153
Daily prothom Alo	162	-	-	162
The financial Express	3,865	-	-	3,865
The Daily Ittefaq	838	-	-	838
Daily Jugantor	-	216	-	216
NPO society for BD	1,000	-	-	1,000
Joyeeta	-	700	-	700
Mahi Advertising	28,840	30,879	-	59,719
Last News BD.com	9,000	-	-	9,000
Times Today	50,287	2,841	-	53,128
Protidiner Sangbad	-	216	-	216
Ajan Fire Fighting	2,330	-	-	2,330
Brand Bangladesh	12,000	-	-	12,000
The Planners	-	345,754	-	345,754
Renasa trading corporation	-	6,000	-	6,000
Total	112,418	387,981	-	500,399



P



Note No.	Particulars	Amount in Taka	
		2022-2023	2021-2022
41.00	Overhead from units:		
	Eastern Cables Ltd.	4,100,000	7,500,000
	GEM Co. Ltd.	7,700,000	2,000,000
	Atlas (BD) Ltd.	800,000	8,500,000
	Bangladesh Blade Factory	300,000	1,000,000
	Eastern Tubes Ltd.	100,000	500,000
	Gazi Wires Ltd.	1,100,000	2,500,000
	Progati Inds. Ltd.	23,300,000	10,000,000
	National Tubes Ltd.	1,900,000	8,000,000
	Dhaka Steel Works Ltd.	700,000	
	Total	40,000,000	40,000,000
42.00	Miscellaneous receipts:		
	Sales proceed of Tender forms	8,000	30,100
	misc receipt	427,477	337,146
	Total	435,477	367,246
43.00	Salary & Allowances (Officers)		
	Basic Pay	40,133,029	39,498,795
	Special/Technical Pay	30,000	-
	House Rent Allowance	17,736,339	15,680,882
	Charge Allowance	129,809	308,630
	Entertainment Allow.	22,288	21,700
	Leave Pay & Gratuity	12,628,085	12,427,751
	Bonus	10,277,868	6,552,670
	Bangla Nababarsha Vata	665,683	653,244
	Transport Allow	1,140,249	1,174,435
	Medical Allowance	1,245,157	1,239,630
	R. Leave Allowance	1,835,970	334,693
	Education Allowance	418,232	357,326
	Personal Pay	-	22,153
	Total	86,262,709	78,271,909
44.00	Salary & Allowances (Staff) :		
	Basic pay	15,978,071	16,135,615
	House rent allowance	4,002,485	4,544,610
	EX-gratia	-	120,000
	Leave pay & Gratuity	3,181,199	3,639,080
	Bonus	3,032,775	2,035,260
	K. Leave allowance	621,600	14,509
	Conveyance	202,092	218,330
	Overtime	4,294,103	4,001,221
	Washing Allowance	35,414	26,917
	Medical allowance	1,062,227	1,146,871
	Tiffine allowance.	129,094	143,153
	Education Allowance	193,117	196,409
	Bangla Nababarsha Vata	160,024	166,234
	EX-gratia Payments	230,250	-
	Total	33,122,451	32,388,209



Note No.	Particulars	Amount in Taka	
		2022-2023	2021-2022
45.00	Welfare Expenses:		
	Picnic	-	618,065
	National Day/Milad	2,474,874	1,553,971
	Corporate social responsibility	220,840	276,545
	Mujib Corner	467,740	400,485
	Total	3,163,454	2,849,066
46.00	Postage, Telegram & Telephone :		
	Postage	78,476	64,673
	Internet	422,448	203,424
	Telephone	387,943	388,797
	Total	888,867	656,894
47.00	Printing, Stat. & Periodicals :		
	Printing	165,304	142,275
	Stationery	695,266	786,157
	Books & Periodicals	112,583	119,739
	Computers	246,369	263,769
	Washing & Sanitizer	54,167	83,507
	Total	1,273,689	1,395,447
48.00	Repairs & Maintenance :		
	Building	3,058,363	3,986,337
	Furniture	22,550	45,700
	Office Equipment's	535,595	354,233
	Vehicles	1,324,036	752,842
	BSEC Colony Banani	620,104	708,313
	Computer	22,245	69,180
	Fatullah Housing Complex	2,341,396	1,869,906
	Banani Housing Complex	1,849,107	1,777,049
	Total	9,773,396	9,563,560
49.00	Rent, Rates & Taxes :		
	Vehicles taxes	945,338	23,104
	Bus Hire	3,283,412	3,026,614
	Water charge	734,073	742,080
	Municipal tax	22,928,835	15,394,600
	Land tax	36,600	210,675
	Total	27,928,258	19,397,073
50.00	Fees & Professional charges :		
	Audit fees	74,000	100,200
	Legal fees	500,989	256,830
	Income tax Advisor fee	-	54,000
	Total	574,989	411,030
50.01	Audit fees:		
	Previous year External Audit fee (2019-2020)	-	46,200
	Pension Fund	20,000	-
	External Audit fee	54,000	54,000
	Total	74,000	100,200

Bangladesh Steel & Engineering Corporation (BSEC)
Schedule of Property, Plant and Equipment
As at 30 June, 2023

Particulars	COST		Rate of Dep.	DEPRECIATION			Annexure-A Written down value as on 30.06.2023
	Original Cost on 01.07.2022	Addition during the Year		Total Cost as on 30.06.2023	Acc. Dep as on 01.07.2022	Depreciation for the year	
Land (H.O.- Kawron Bazar)	2,862,882						2,862,882
Land- Joydevpur Inds.	3,404,268						3,404,268
Land- Agrabad, Chittagong	1,001						1,001
Land Bogura	10,777,535						10,777,535
Building (H.O)	119,938,873		2.50%	94,032,132	2,998,472	97,030,604	22,908,269
Building Fatullah Mosque	545,604		2.50%	272,802	13,640	286,442	259,162
Residential Bldg. Banani	40,322,784		2.50%	16,130,440	1,008,070	17,138,510	23,184,274
Office Space at Baitul Mukarram	6,000,000		2.50%	600,000	150,000	750,000	5,250,000
Machinery & Equipments	31,575,761	23,757,529	5.00%	25,225,008	2,222,016	27,447,024	27,886,266
Furniture & Fixture	9,689,462	189,906	6.00%	6,038,706	362,660	6,401,366	3,478,002
Office Equipments	23,411,782	521,627	15.00%	17,015,495	1,649,770	18,665,265	5,268,144
Vehicles	54,945,470		20.00%	42,253,642	2,780,000	45,033,642	9,911,828
Total	303,475,422	24,469,062		201,568,225	11,184,628	212,752,853	115,191,631

Note:

Allocation of depreciation charged during the year:

Head of Accounts	Amount	
	2022-2023	2021-2022
Depreciation	11,184,628	10,386,961
Total	11,184,628	10,386,961



Bangladesh Steel & Engineering Corporation (BSEC)
Budget Variance Analysis
As at 30 June, 2023

(Taka in Lac)

Particular	2022-2023		2021-2022	Variance (+/-)
	Budget	Actual	Actual	
Income:				
Overhead from Units	400.00	400.00	400.00	-
Dividends from Subsidiaries	300.00	188.22	129.41	(111.78)
Rent from Tenants	860.00	793.99	729.54	(66.01)
Interest on Fund with Bank	400.00	483.03	424.99	83.03
Miscellaneous Receipts	1.00	4.35	3.67	3.35
Total	1,961.00	1,869.59	1,687.61	(91.41)
Expenditure:				
Officers Salaries & Benefits	826.77	862.63	782.72	(35.86)
Staff Salaries & Benefits	381.88	331.22	322.68	50.66
Medical Expenses	12.00	10.84	9.73	1.16
Uniforms	3.00	1.08	2.82	1.92
Welfare Expenses	67.15	31.63	29.69	35.52
Traveling & Conveyance	4.00	6.03	13.38	(2.03)
Postage, Telegram & Telephone	4.00	8.89	6.57	(4.89)
Printing, Stationery & Periodicals	22.00	12.74	13.95	9.26
Repairs & Maintenance	86.00	97.74	95.64	(11.74)
POL of Vehicles	35.00	35.82	30.84	(0.82)
Depreciation	110.00	111.85	103.87	(1.85)
Insurance	4.00	3.99	3.93	0.01
Electricity Charges	28.00	22.84	32.48	5.16
Honorarium & Subscriptions	14.00	6.54	8.14	7.46
Rent, Rates & Taxes	235.00	279.28	193.97	(44.28)
Business Development Expenses	6.00	4.96	7.03	1.04
Bank Charges	8.00	5.52	4.96	2.48
Fees & Professional Expenses	16.00	5.75	4.11	10.25
Advertisement & Publicity	20.00	16.06	6.59	3.94
Training Expenses	20.00	10.75	11.12	9.25
Board meeting expenses	1.00	0.57	0.12	0.43
Prior year expenses	-	2.86	3.27	(2.86)
Physibility Studies	300.00	-	-	300.00
Total	2,203.80	1,869.59	1,687.61	334.21

