





Barind Multipurpose Development Authority (BMDA)
Statement of Financial Position
As at 30 June 2023

Particulars	Notes	Amount (Taka) 2022-23	Amount (Taka) 2021-22
ASSETS:			
Non-Current asset			
Property, Plant & Equipment	Schedule-1	2,406,207,704	2,406,207,704
Total non-current asset		2,406,207,704	2,406,207,704
Current Asset			
Advance, deposits & pre-payment		-	-
Fund transferred to different funds	5.00	582,392,375	378,152,947
Other transfers		286,330,048	262,629,996
Cash and Cash Equivalents	6.00	4,796,945,586	4,727,204,535
Total Asset		5,665,668,009	5,367,987,478
		8,071,875,712	7,774,195,182
CAPITAL FUND:			
Capital Assets	Schedule-1	2,406,207,704	2,406,207,704
Reserve and Surplus		2,414,892,576	2,295,153,136
		4,821,100,280	4,701,360,839
Current Liabilities			
Security Receipt (Contractor, Pump Operator etc.)	7.00	188,649,770	138,266,666
Security deposits by suppliers	8.00	169,723,983	129,729,474
Other Security Fund		27,553,498	95,375,279
Miscellaneous Loan Fund		1,500,000	11,500,000
House Building loan Fund		457,922	32,836,843
Contributory provident Fund		1,460,511,611	1,374,612,740
Gratuity Fund		1,106,041,925	1,024,200,419
Group Insurance Fund		5,601,448	4,613,015
Family Security Fund		16,992,089	16,884,069
Voluntary Welfare Fund		1,888,101	1,795,328
Fund received from different funds	9.00	271,855,085	243,020,511
Total Current Liabilities		3,250,775,432	3,072,834,343
TOTAL FUNDS		8,071,875,712	7,774,195,182

These Financial Statement should be read in conjunction with the annexed notes and schedule.



Finance Controller


Executive Director

Signed in terms of our separate report of even date.

Dated, Dhaka
07 August 2025





Md. Kazi Mahabub Murshed, FCA
Partner
Enrollment No.: 1430
Sarder Murshed & Co.
Chartered Accountants
DVC: 2508071430AS511445




Barind Multipurpose Development Authority (BMDA)
Statement on Income and Expenditures
For the year ended 30 June 2023

Particulars	Note	2022-23 Taka	2021-22 Taka
Income:			
Irrigation Income	10.00	2,316,262,874	1,608,935,758
Administrative Fees	11.00	85,830,635	35,126,792
Interest Income	12.00	109,873,202	102,432,362
Other Income	13.00	146,272,915	127,407,950
Total Income		2,658,239,626	1,873,902,862
Expenditures:			
Salary and allowances	14.00	615,047,727	623,845,741
Administrative Expenses	15.00	65,995,676	52,731,904
Fuel Expenses	16.00	16,612,031	24,244,099
Labor expenses	17.00	35,825,489	28,859,725
Repair and Maintenance	18.00	19,812,575	19,631,879
Use of irrigation and drainage infrastructure	19.00	1,774,278,541	1,292,851,464
Utility Expenses	20.00	8,988,446	9,285,122
Other Expenses	21.00	1,939,700	1,707,421
Total Expenditures		2,538,500,185	2,053,157,355
Excess/(Shortage) of Income over Expenditures		119,739,441	(179,254,493)

These Financial Statement should be read in conjunction with the annexed notes and schedule.


Finance Controller


Executive Director

Signed in terms of our separate report of even date.

Dated, Dhaka
07 August 2025


Md. Kazi Mahabub Murshed, FCA
Partner
Enrollment No.: 1430
Sarder Murshed & Co.
Chartered Accountants
DVC: 2508071430AS511445



Barind Multipurpose Development Authority (BMDA)
Statement on Income and Expenditure
(Head office and Zonal & Other)
For the year ended 30 June 2023

Particulars	2022-23		2021-22	
	Head Office	Zonal & Other	Head Office	Zonal & Other
Income:				
Irrigation Income (2400)	-	2,316,262,874	-	1,608,935,758
Administrative Fees (1800)	4,373,500	81,457,135	5,741,750	29,385,042
Interest Income (1600)	105,683,418	4,189,784	98,340,068	4,092,294
Revenue Collection Other than Tax	58,460,775	15,080,375	49,774,427	30,884,046
Fine, Penalty, Forfeiture	642,045	9,943,658	325,998	7,004,789
Rent, Lease and Collection	136,749	-	519,880	2,356,926
Non-commercial Sales	-	21,828,646	-	5,851,864
Plant, Seedlings, Seed	-	18,916,706	-	17,217,549
Tender and Other Sales	170,150	10,389,514	66,350	304,940
Scrap Sales	2,679,727	5,854,692	3,000,000	10,101,181
Other sales/Tools	291,940	1,877,938		
Total Income	172,438,304	2,485,801,322	157,768,473	1,716,134,389
Expenditures:				
Salary and allowances	151,488,314	463,559,413	142,011,891	481,833,850
Administrative Expenses	12,653,007	53,342,669	13,211,689	39,520,215
Fuel Expenses	4,632,018	11,980,013	1,837,352	22,406,747
Labor expenses	3,251,880	32,573,609	2,450,630	26,409,095
Repair and Maintenance	11,060,576	8,751,999	9,243,870	10,388,009
Use of irrigation and drainage infrastructure	225,228,955	1,549,049,586	184,650,579	1,108,200,885
Utility Expenses	3,865,142	5,123,304	3,618,182	5,666,940
Other Expenses	708,150	1,231,550	711,165	996,256
Total Expenditures	412,888,042	2,125,612,143	357,735,358	1,695,421,997
Excess/(Shortage) of Income over Expenditures	(240,449,738)	360,189,179	(199,966,885)	20,712,392
				(179,254,493)

These Financial Statement should be read in conjunction with the annexed notes and schedule.

Finance Controller



Executive Director



Barind Multipurpose Development Authority (BMDA)
Statement of Changes in Equity
For the year ended 30 June 2023

(Amount in Taka)

Particulars	Reserve & Surplus	Total
Opening Balance on 01 July 2022		
Excess of Income Over Expenditure from St. of Income & Expenditure	2,295,153,136	2,295,153,136
Transfer from/(to) Other Fund	119,739,441	119,739,441
Closing Fund Balances as at 30 June 2023	2,414,892,576	2,414,892,576

Particulars	Reserve & Surplus	Total
Opening Balance on 01 July 2021		
Excess of Income Over Expenditure from St. of Income & Expenditure	2,474,407,629	2,474,407,629
Transfer from/(to) Other Fund	(179,254,493)	(179,254,493)
Closing Fund Balances as at 30 June 2022	2,295,153,136	2,295,153,136

Financial Statement should be read in conjunction with the annexed notes and schedule.

Finance Controller

Executive Director





Barind Multipurpose Development Authority (BMDA)
Statement of Cash Flows
For the year ended 30 June 2023

Particulars	2022-23 Taka	2021-22 Taka
A Cash Flows from Operating Activities:		
Irrigation Income	2,316,262,874	1,608,935,758
Administrative Fees	85,830,635	35,126,792
Interest Income	109,873,202	102,432,362
Other Income	146,272,915	127,407,950
Expenses	(2,538,500,185)	(2,053,157,355)
Net cash used from Operating Activities	119,739,441	(179,254,493)
B Cash Flow from Investing Activities:		
FDR opening from non-operating funds	(530,000,000)	(325,000,000)
FDR encashment from non-operating funds	485,386,632	316,788,972
Fund accounts movements	149,106,515	15,111,121
FDR movements	44,613,369	112,718,485
Net cash used in Investing Activities	149,106,516	119,618,578
C Cash Flow from Financing Activities:		
Fund transferred to different funds	(204,239,428)	(378,152,947)
Fund received from different funds	28,834,574	243,075,296
Other transfers	(23,700,052)	(30,239,782)
Net cash from Financing Activities	(199,104,906)	(165,317,434)
D Net change in cash and cash equivalents (A+B+C)	69,741,051	(224,953,349)
E Opening Cash and Cash Equivalents	4,727,204,535	4,952,157,884
F Closing Cash and Cash Equivalents (D+E)	4,796,945,586	4,727,204,535

These Financial Statement should be read in conjunction with the annexed notes and schedule.


Finance Controller


Executive Director

