

**Statistics of vessels and cargo movement Under PIWT&T**  
**(Protocol on Inland Water Transit & Trade between Bangladesh & India) from 2001-2002 to 2024-2025 and 2025-2026 (Up to May' 2026)**

Year July to June	Quantity of goods		Quantity of Goods carried in total (M.ton)	Number of trip by Bangladeshi vessels	Number of trip by Indian vessels	Total trips under protocol	Ratio of goods carried by Bangladesh & Indian Vessels
	Carried By Bangladeshi vessels (M.ton)	Carried By Indian vessels (M.ton)					
1	2	3	2+3=4	5	6	(5+6)=7	8
2001-2002	47,858	58,170	1,06,028.	170	258	428	45:55
2002-2003	1,22,335	87,100	2,09,435	458	390	848	58:42
2003-2004	1,21,926	61,627	1,83,553	372	120	492	66:34
2004-2005	3,76,839	36,993	4,13,832	1,142	90	1,232	91:09
2005-2006	5,38,020	--	5,38,020	1,492	00	1,492	100:00
2006-2007	8,81,011	--	8,81,011	1,540	00	1,540	100:00
2007-2008	9,94,345	1,900	9,96,245	1,976	02	1,978	99:01
2008-2009	9,30,094	14,328	9,44,422	1329	11	1340	98:02
2009-2010	12,77,436	4,474	12,81,910	1,918	16	1,934	99:01
2010-2011	14,24,767	12,697	14,37,464	2,063	21	2,084	99:01
2011-2012	14,29,444	55,558	14,85,002	2033	36	2069	96:04
2012-2013	15,07,357	46,661	15,54,018	1,977	32	2,009	97:03
2013-2014	19,12,622	21,327	19,33,949	2332	31	2363	99:01
2014-2015	19,36,564	12,890	19,49,454	2332	23	2355	99:01
2015-2016	22,50,974	8,680	22,59,654	2,632	17	2,651	99:01
2016-2017	26,02,428	22,186	26,24,614	3,011	29	3,040	99:01
2017-2018	26,23,777	78,794	27,02,571	3,300	86	3,386	98:2
2018-2019	22,86,852	1,14,944	24,01,796	2,685	59	2,744	95:5
2019-2020	26,67,752	1,12,662	27,80,416	3,192	70	3,262	96:4
2020-2021	36,52,432	3,07,453	39,59,885	3,913	226	4,139	93:7
2021-2022	42,18,768	5,22,297	47,41,065	4,891	264	5,155	89:11
2022-2023	38,19,449	3,10,213	41,29,662	4,156	171	4,327	92:8
2023-2024	38,41,260	1,84,663	40,25,923	3,777	115	3,892	95:5
2024-2025	51,38,555	68,262	52,06,817	4,100	70	4,170	99:1
July'2025 to May'2026	37,89,708	36,107	38,25,815	3,989	39	4,028	

*Signature*      *Signature*      *Signature*

Traffic Statistics during financial year 2010-2011 to 2024-2025 and 2025-2026 (Up to May' 2026)

**Inter- Country Trade cargo.**

Month	Number of trip by Bangladeshi vessels	Quantity Carried by Bangladeshi vessels (M.T.)	Number of trip by Indian vessels	Quantity Carried by Indian vessels (M.T.)	Total Number of trip	Total cargo
July'10 to June'11	2,050	14,18,250	18	11,383	2,068	14,29,633
July'11 to June'12	2,033	14,26,749	30	52,863	2,063	14,79,612
July'12 to June'13	1,949	14,94,737	19	40,597	1,968	15,35,334
July'13 to June'14	2,332	19,12,622	26	18,954	2,358	19,31,576
July'14 to June'15	2,260	19,03,958	14	8568	2,274	19,12,526
July'15 to June'16	2632	22,46,475	8	6250	2640	22,52,725
July'16 to June'17	3004	25,96,602	19	21,834	3023	26,18,436
July'17 to June'18	3299	26,22,064	57	75,631	3356	26,97,695
July'18 to June'19	2683	22,84,852	48	1,06,432	2742	23,91,284
July'19 to June'20	3192	26,67,752	59	1,01,582	3251	27,69,334
July'20 to June'21	3913	36,52,432	214	3,06,997	4127	39,59,429
July'21 to June'22	4890	42,18,768	243	5,19,454	5134	47,38,222
July'22 to June'23	4155	38,19,449	130	3,05,017	4285	41,24,466
July'23 to June'24	3771	38,37,219	92	1,77,015	3863	40,14,234
July'2024 to June'2025	4,100	51,38,555	34	29,116	4,134	52,00,400
July'2025 to May'2026	3989	37,89,708	17	29,116	4006	38,18,824

Traffic Statistics during financial year 2010-2011 to 2024-2025 and 2025-2026 (Up to May' 2026)

**Transit cargo.**

Month	Number of trip by Bangladeshi vessels	Quantity Carried by Bangladeshi vessels (M.T.)	Number of trip by Indian vessels	Quantity Carried by Indian vessels (M.T.)	Total Number of trip	Total cargo
1	2	3	4	5	2+4	3+5
July'10 to June'11	13	5,926	3	1,372	16	7,298
July'11 to June'12	---	-	6	2,695	6	2,695
July'12 to June'13	28	12,620	13	6,065	41	18,685
July'13 to June'14	---	-	5	2,373	5	2,373
July'14 to June'15	72	32,606	9	4,322	81	36,928
July'15 to June'16	6	4,499	12	2,430	18	6,929
July'16 to June'17	7	5,826	10	352	17	6,178
July'17 to June'18	1	1,713	29	3,163	30	4,876
July'18 to June'19	2	2,000	11	8,512	13	10,512
July'19 to June'20	00	02	11	13,086	13	13,086
July'20 to June'21	00	00	12	456	12	456
July'21 to June'22	01	00	20	2,843	21	2,843
July'22 to June'23	01	00	41	5,196	42	5,196
July'23 to June'24	6	4,041	23	7,648	29	11,689
July'2024 to June'2025	00	00	36	6,417	36	6,417
July'2025 to May'2026	00	00	22	6,991	22	6,991

*(Signature)*

**Commodity wise Cargo Trade under PIWT&T Since 2015-2016 to 2024-2025 and 2025-2026 (Up to May' 2026)**

Sl.	Particulars of Performance	2015-16	2016-17	2017-18	2018-19	2019-20	2020-21	2021-22	2022-23	2023-24	2024-2025	2025-2026 (Up to May' 2025)
01	02	02	03	04	05	06	07	08	09	10	11	
A.	Quantity of Inter-Country Cargo Carried (in m. ton)	22,59,654	2624614	2702571	2401796	2780416	3959885	4741065	4129662	4025923	52,00,400	3818824
	(i) By Indian Vessels	8,680	22186	78794	114944	112662	307453	522297	310213	184663	61,845	36107
	(ii) By Bangladeshi Vessels	22,50,974	2602428	2623777	2286852	2667752	3652432	4218768	3819449	3841260	51,38,555	3789708
B.	Quantum of Transit of cargo carried (in m. ton)	6,929	6178	4876	10512	11082	456	8828	5976	17272	6,417	6991
	(i) By Indian Vessels	2,430	352	3163	8512	11082	456	8828	5196	8536	6,417	6991
	(ii) By Bangladeshi Vessels	4,499	5878	1713	2000	00	00	00	780	8736	00	00
C.	Quantum of Import of cargo carried (in m. ton)	22,52,725	2618384	2697695	2391255	2769334	3959294	4732237	4123428	4008631	52,06,817	3818824
	(i) By Indian Vessels	6,250	21834	75631	106432	101582	306997	513469	305017	176127	68,262	29116
	(ii) By Bangladeshi Vessels	22,46,475	259550	2622064	2284852	2667752	3652297	4218768	3818411	3832504	51,38,555	3789708
D.	Quantum of Export cargo carried (in m. ton)	00	00	00	00	00	135	00	258	20	00	00
	(i) By Indian Vessels	00	00	00	00	00	00	00	00	00	00	00
	(ii) By Bangladeshi Vessels	00	00	00	00	00	135	00	258	20	00	00
E.	Nature of cargo											
1.	General cargo	2,025	352		13012			435	-	-	-	18
2.	Soya bin oil/			9461		905	346	1317	3044	9981	2,259	
3.	Coal	-				4512		10843	12193	27728	10,965	10701
4.	Fly Ash	22,47,773	2598023	2642298	2327147	2730411	3811709	3869228	3898245	3894247	42,69,036	3766813
5.	Lime stone							1794	-	-	1,003	
6.	Gypsum/ Carbon Dord							3844	-	-	00	
7.	Steel cargo				9961	26584	5964	7727	6189	-	3,74,690	1450
8.	Slag								-	-	00	
9.	Steel Coil	2,984	9371		7363			12252	2007	-	3,911	6842
10.	M.S. Wire Rod	1,004							1580	627	00	4396
11.	Iron ore	1,483					15288	109830	-	12508	00	3378
12.	Sponge Iron/ Quatersit powder							14293	17159	20023	23,332	3,091
13.	Pipe								-	1853	00	
14.	Lumps						4420		-	-	00	
15.	Glass								-	-	00	
16.	Rice			24404	0		104154	290887	27128	1553	00	1500
17.	Hi- Speed diesel (HSD)								179	-	00	
18.	ODC (Over Dimensional	1,291		2386	0	117	2685	12264	4496	5498	3,191	3552

*(Handwritten signature)*

	Cargo) Generators											
	Wheat	-	2535				192551	55100	4205	00		
20.	Food grain							-	701	00		
21.	Cement	-	800			135		-	-	3,011	1500	
22.	Railway Steel Grader	1,999		6322	8103	2912	924	-	6500	00		
23.	Steel plate & project Cargo	1,095		10688		1615	55673	9126	-	526	250	
24.	Stone Chip		7130	13352	37962	7115	10528	58236	3254	5534	1003	1,901
25.	Jute / Waste Cotton							258	-	00		
26.	Pran Food item (Carton)	-	-	-	-	-	25000 No,	-	-	00		
27.	Maize						52882	32384	6113	00	8672	
28.	Container (Goods)	-	2363		2669	129	1640	-	-	00		
29.	Rice Barn						2810	-	-	00		
30.	prime Hot Rolled Allow						3072	2502	1278	00		
31.	Quantum Recessed						6746	-	1304	1,932		
32.	Stone Boulder & Crushed Stone					-	28793	39605	10507	867	1580	
33.	Steel Tower						3025	-	-	375		
34.	Spumes							8181	-	00		
35.	Hard Cook							3916	888	1,102	7701	
36.	Quaterzit Powder							950	896	1,253		
37.	TMT Bar								12412	00	1500	
38.	Electro Mechanical Equip.									5,00,171		
39.	Distillers Dried Grains with Solubles										531	
40.	Others							2166	1567	4,092	439	

*Handwritten signature and scribbles.*

**Statistics of Transit trade cargo transported under PIWT&T between  
Bangladesh and India (Route wise Transit cargo statement)  
from 2020-2021 to 2024-2025 and 2025-2026 (Up to May' 2026)**

Name of Route	2020- 2021			2021-2022			2022-2023			2023-2024			2024-2025			2025-2026 (Up to May 2026)		
	Name of Goods	Goods (MT)	Trip	Name of Goods	Goods (MT)	Trip	Name of Goods	Goods (MT)	Trip	Name of Goods	Goods (MT)	Trip	Name of Goods	Goods (MT)	Trip	Name of Goods	Goods (MT)	Trip
Kolkata- Dhubri / Pandu	ODC	456	9	Empty	00	14	Project Cargo	5196	27	Coke Drum	888	9	ODC	3191.5	6	Steel Pleat	250	8
													Empty	00	17	ODC	2765	1
													Cement	1512	1	Sheet pile	250	1
													PP Bags	215	1	Vertical Tank	189	1
																TMT Bar	1500	1
Dhubri /Pandu- Kolkata	Empty	00	3	coal	1857	9	empty	00	10	0	0	5	Empty	00	10	ODC/LT	537	2
																Cement	1500	1
																Empty	0	4
Kolkata- Karimganj	-	00	00	empty	00	00	empty	00	1	0	0		00	00	00	-	-	-
Karimganj-Kolkata	-	00	00	empty	00	00	empty	00	1	0	0	00	00	00	00	-	-	-
Kolkata-Ashuganj- Agartala (By modal waterways& road)	-	00	00	coal	986	1	00	00	0	0	0	00	00	00	00	-	-	-
Dhubri /Pandu- Karimganj	Empty	00	2	00	00	00	00	00	00	0	0		00	00	00	-	-	-
Kolkata- Ashuganj(Transshipment)				TMT Bar	780	1	TMT Bar	780	1	TMT Bar Rail Steel	10322 2747	11 3	00	00	00	-	-	-
Sultanganj										Waste Cotton(Export)	20	1	00	00	00	-	-	-

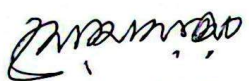
*Handwritten signatures and initials.*


Statistics of Inter-country trade cargo transported under PIWT&T between Bangladesh and India  
**Chilmari-Dhubri-chilmari- Narayanganj and Kolkata-Khulna- Narayanganj--Pangaon/ Ashuganj-Karimganj-Narayanganj cargo statement)**  
 from 2020-2021 to 2024-2025 and 2025-2026 (Up to May' 2026)


Name of Route	2020-2021			2021-2022			2022-2023			2023-2024			2024-2025			2025-2026 (Up to February' 2025)			
	Name of Goods	Goods (MT)	Trip	Name of Goods	Goods (MT)	Trip	Name of Goods	Goods (MT)	Trip	Name of Goods	Goods (MT)	Trip	Name of Goods	Goods (MT)	Trip	Name of Goods	Goods (MT)	Trip	
Kolkata-Ashuganj	-	00	00	00	00	00	00	00	00	Rail Steel	2551	2	-	00	00	-	-	-	
Daudkandi-Sonamura	Cement	10	1	00	00	00	00	00	00				-	00	00	-	-	-	
N.ganj -karimganj- Ashuganj/Naranganj	Cement	125	1	Lime Stone	1794	15	Crush stone	884	6				-	00	00	-	-	-	
				Crusted Stone	825	5													-
Chilmari -Dhubri- Chilmari	Stone	4950	10	Stone	6894	23	Crush stone	3604	16	Stone	110507	63	Stone	2,132	8	Stone	414	1	
			9	Coal	0	5		9	1	Chips/Boulders						Ships			
	-	-	-	-	-	-	Waste Cotton	258	3	00	00	00	00	00	00	-	-	-	
	-	-	-	-	-	-	Coal	5120	14	00	00	00	00	00	00	-	-	-	
Kolkata-Pangaon-			1	Container (224 no.) [Wheat, Fower, Parts, Repressed Sugar]	7160	05	Refined SwwhiteSuger (Container 50 nos.)	1416	1	-	-	-	Fly Ash	20146	188	Fly Ash	1059459	1599	
																coal	1257	1	
																Hard Coke	522	1	
N.ganj-Kolkata- Naranganj													Fly Ash	18833	177	Fly Ash	2424502	2100	
													Coal	11895	11	Coal	5179	3	
													Hard Coke	1102	1	Hard Coke	6247	6	
													Soyabean, Rapeseed Extraction	2141	2	Sponge Iron	3091	3	
																Maize	3193	3	
																Iron	3411	3	
														Sponge Iron	15209	14	Steam Coal	1899	1
																Rice	1500	1	
																steel iron	741	1	
																Steel Wire	1938	1	

*Handwritten signatures and initials*

Khulna-Kolkata-Khulna											Fly Ash	376352	404	Fly Ash	296100	275		
														Coal	8840	6		
														DDS	531	1		
											-	-	-					
Pangaon-Kolkata -	Containe rsno.53	Empty	1	Containers (30 no.)	empty	1	Containers no.74	Empty	03	-	-	-	00	00	00	-	-	-
Ghorasal -Kolkata-	Pran Food item	25000 (Catuns)	1	00	00	00	00	00	00	-	-	-	00	00	00	-	-	-
Sutanganj-Maia										Stone/Stone Chips	500	5	00	00	00	-	-	-
										Waste Cotton	20							

  
 28/06/22  
 মোঃ আবদুস সাভার  
 সহকারী সমন্বয় কর্মকর্তা (বেঃ পরিঃ)

  
 28.06.22  
 মোঃ তাওহীদুল ইসলাম  
 সহকারী পরিচালক (বেঃ পরিঃ)

  
 28/06/22  
 মোঃ আশরাফুর রহমান  
 উপ-পরিচালক (বেঃপঃ)  
 নৌ-নির্মাণ বিভাগ  
 বা অ নৌ প ক, ঢাকা।