

Ref: Hp BFIDC Consolidated 2024

**BANGLADESH FOREST INDUSTRIES DEVELOPMENT CORPORATION**  
73, MOTIJHEEL COMMERCIAL AREA, DHAKA 1000.

**BANGLADESH FOREST INDUSTRIES DEVELOPMENT CORPORATION**  
**INDEPENDENT AUDITOR'S REPORT AND CONSOLIDATED FINANCIAL STATEMENTS**  
As at and for the year ended 30 June 2024

Contents	Page No.
Independent Auditor's Report	1-3
Consolidated Statement of Financial Position	4
Consolidated Statement of Profit or Loss and Other Comprehensive Income	5
Consolidated Statement of Changes in Equity	6
Consolidated Statement of Cash Flows	7
Notes to the Consolidated Financial Statements	8-31

**K. M. HASAN & CO.**  
**Chartered Accountants**

Home Town Apartment (8<sup>th</sup> & 9<sup>th</sup> Floor)  
87, New Eskaton Road, Dhaka - 1000  
Phone : 222221564, 222221457, 58311559  
Fax : 88-02-222225792  
E-mail: info@kmhasan.com.bd  
Web: www.kmhasan.com.bd



কে. এম. হাসান এন্ড কোং  
**K. M. HASAN & CO.**  
Chartered Accountants

Hometown Apartments (8<sup>th</sup> & 9<sup>th</sup> Floor)  
87, New Eskaton Road, Dhaka-1000  
Phone: 222221564, 222221457, 58311559  
Fax: 88-02-22225792  
E-mail: info@kmhasan.com.bd  
website: www.kmhasan.com.bd



**McMillan Woods**  
**International**  
Professionalism at the forefront

**INDEPENDENT AUDITOR'S REPORT**  
**OF**  
**BANGLADESH FOREST INDUSTRIES DEVELOPMENT CORPORATION**

**Report on the audit of the Consolidated Financial Statements**

**Opinion**

We have audited the consolidated financial statements of **BANGLADESH FOREST INDUSTRIES DEVELOPMENT CORPORATION**, which comprise the consolidated statement of financial position as at 30 June 2024 and the consolidated statement of profit or loss and other comprehensive income and consolidated statement of changes of equity and consolidated statement of cash flows for the year then ended and notes to the consolidated financial statements, including a summary of significant accounting policies.

In our opinion, the accompanying consolidated financial statements give a true and fair view of the consolidated financial position of the corporation as at 30 June 2024 and of its financial performance and its consolidated cash flows for the year then ended in accordance with International Financial Reporting Standards (IFRSs) and comply with other applicable laws and regulations.

**Basis for Opinion**

We conducted our audit in accordance with International Standards on Auditing (ISAs). Our responsibilities under those standards are further described in the Auditor's Responsibilities for the Audit of the Financial Statements section of our report. We are independent of the corporation in accordance with the International Ethics Standards Board of Accountants' Code of Ethics for Professional Accountants (IESBA Code) together with the ethical requirements that are relevant to our audit of the Financial Statements in Bangladesh, and we have fulfilled our other ethical responsibilities in accordance with these requirements and the IESBA Code. We believe that the audit evidence we have obtained is sufficient and appropriate to provide a basis for our opinion.

**Responsibilities of Management and Those Charged with Governance for the Financial Statements**

Management of **BANGLADESH FOREST INDUSTRIES DEVELOPMENT CORPORATION**, is responsible for the preparation and fair presentation of the Consolidated Financial Statements in accordance with International Financial Reporting Standards (IFRSs), the Companies Act 1994 (amendment 2020) and other applicable Laws and Regulation and for such internal control as management determines is necessary to enable the preparation of consolidated financial statements that are free from material misstatement, whether due to fraud or error.

In preparing the consolidated financial statements, management is responsible for assessing the corporation's ability to continue as a going concern, disclosing, as applicable, matters related to going concern and using the going concern basis of accounting unless management either intends to liquidate the project or to cease operations, or has no realistic alternative but to do so.

Those charged with governance are responsible for overseeing the corporation's financial reporting process.

## **Auditor's Responsibilities for the audit of the financial statements**

Our objectives are to obtain reasonable assurance about whether the consolidated financial statements as a whole are free from material misstatement, whether due to fraud or error, and to issue an auditor's report that includes our opinion. Reasonable assurance is a high level of assurance, but is not a guarantee that an audit conducted in accordance with International Standards on Auditing (ISAs) will always detect a material misstatement when it exists. Misstatements can arise from fraud or error and are considered material if, individually or in the aggregate they could reasonably be expected to influence the economic decisions of users taken on the basis of these consolidated financial statements.

As part of an audit in accordance with ISAs, we exercise professional judgment and maintain professional skepticism throughout the audit. We also:

- Identify and assess the risks of material misstatement of the financial statements, whether due to fraud or error, designed and performed audit procedures responsive to those risks, and obtain audit evidence that is sufficient and appropriate to provide a basis for our opinion. The risk of not detecting a material misstatement resulting from fraud is higher than for one resulting from error, as fraud may involve collusion, forgery, intentional omissions, misrepresentations, or the override of internal control.
- Obtain an understanding of internal control relevant to the audit in order to design audit procedure that are appropriate in the circumstances, but not for the purpose of expressing an opinion on the effectiveness of the corporation's internal control.
- Evaluate the appropriateness of accounting policies used and the reasonableness of accounting estimates and related disclosures made by management.
- Conclude on the appropriateness of management's use of the going concern basis of accounting and, based on the audit evidence obtained, whether a material uncertainty exists related to events or conditions that may cast significant doubt on the corporation's ability to continue as a going concern. If we conclude that a material uncertainty exists, we are required to draw attention in our auditor's report to the related disclosures in the financial statements or, if such disclosures are inadequate, to modify our opinion. Our conclusions are based on the audit evidence obtained up to the date of our auditor's report. However, future events or conditions may cause the corporation's to cease to continue as a going concern.
- Evaluate the overall presentation, structure and content of the financial statements, including the disclosures, and whether the consolidated financial statements represent the underlying transactions and events in a manner that achieves fair presentation.

We also provide those charged with governance with a statement that we have complied with relevant ethical requirements regarding independence, and to communicate with them all relationships and other matters that may reasonably be thought to bear on our independence, and where applicable, related safeguards.



## Report on Other Legal and Regulatory Requirements

In accordance with the Companies Act 1994 (amendment 2020) and other applicable laws and regulations, we also report the following:

- (a) we have obtained all the information and explanations which to the best of our knowledge and belief were necessary for the purposes of our audit and made due verification thereof;
- (b) in our opinion, proper books of account as required by law have been kept by the Corporation so far as it appeared from our examination of those books; and
- (c) the consolidated statement of financial position and consolidated statement of profit or loss and other comprehensive income dealt with by the report are in agreement with the books of account.

**Place: Dhaka**

Date: 26 December 2024

**Hedayet Ullah FCA**

Partner, Enrol. No. 0281

**K. M. HASAN & CO.**

Chartered Accountants

DVC No. 2412300281AS211741




**BANGLADESH FOREST INDUSTRIES DEVELOPMENT CORPORATION**  
**CONSOLIDATED STATEMENT OF FINANCIAL POSITION**  
As at 30 June 2024

	Notes	2024 Taka	2023 Taka
<b>ASSETS</b>			
<b>Non-Current Assets</b>			
Property, Plant and Equipment	4	906,951,157	757,762,169
Investment in FDR	5	3,107,375,476	2,754,538,450
Other Non Current Assets	6	1,053,415,048	1,040,891,328
Investments		575,000	575,000
		<u>5,068,316,681</u>	<u>4,553,766,947</u>
<b>Current Assets</b>			
Inventories	7	477,577,712	668,869,367
Store and Spare		55,666,812	36,430,298
BFIDC Inter Project/Garden Receivable	8	4,158,078,164	4,084,715,923
Accounts Receivable (BFIDC Head office)	9	1,230,974,541	1,178,916,045
Accounts Receivable (BFIDC G.M Office)	10	2,281,869,504	2,183,895,384
Advance, Deposits and Prepayments	11	418,408,962	264,888,887
Advance Income Tax	12	111,999,242	76,938,723
Other Current Assets	13	617,445,507	624,165,112
Cash and Cash Equivalents	14	1,057,136,016	958,751,545
		<u>10,409,156,459</u>	<u>10,077,571,284</u>
<b>TOTAL ASSETS</b>		<u>15,477,473,140</u>	<u>14,631,338,231</u>
<b>EQUITY AND LIABILITIES</b>			
<b>Equity and Reserves</b>			
Share capital / Equity		77,248,000	77,248,000
Retained Earnings		3,655,258,536	3,418,276,569
Capital Fund		284,270	284,270
Capital Reserve		3,427,431	3,427,431
Government Equity Loan		775,000	775,000
Conversion of ADP Loan into Capital		653,000	653,000
		<u>3,737,646,237</u>	<u>3,500,664,270</u>
<b>Non-Current Liabilities</b>			
Government Loan (ADP)		533,750,373	533,750,373
Interest Payable on ADP Loan		786,134,990	786,134,990
Re-Imbursable Project		290,568,774	290,568,774
Direct Project AID (RPA)		95,244,675	95,244,675
Golden Handshake	15	366,399,789	366,399,789
Other Non Current Liabilities	16	74,556,322	74,556,322
		<u>2,146,654,923</u>	<u>2,146,654,923</u>
<b>Current Liabilities</b>			
Accounts Payable BFIDC Head Office Dhaka	17	2,046,776,370	1,839,397,902
Accounts Payable BFIDC, G.M Office, Chittagong, Sreemangal	18	1,672,444,605	1,604,607,217
BFIDC, Inter Project/Garden Payable	19	4,053,997,290	3,900,032,304
Provision for Expenses	20	360,420,652	386,090,230
Liabilities for Other Finance	21	192,053,440	159,777,998
Reserve for Re-Plantation	22	454,977,844	409,356,448
Provision for Income Tax	23	111,999,242	68,352,344
Other Liabilities	24	700,502,536	616,404,596
		<u>9,593,171,979</u>	<u>8,984,019,038</u>
<b>TOTAL EQUITY AND LIABILITIES</b>		<u>15,477,473,140</u>	<u>14,631,338,231</u>

Annexed notes form an integral part of these financial statements.

  
**পরিচালক (আর্থ)**  
**Director (Finance)**  
বাংলাদেশ বনাঞ্চল উন্নয়ন কর্পোরেশন  
৭৩, মতিঝিল বাণিজ্যিক এলাকা  
ঢাকা-১০০০।

Signed in terms of our Separate report even date annexed

  
**মৌজিয়া জাকরীন**  
**বাহালাপক (হিসাব)**  
**General Manager**  
বাংলাদেশ বনাঞ্চল উন্নয়ন কর্পোরেশন  
সদর দপ্তর, ৭৩, মতিঝিল বা/এ, ঢাকা-১০০০

**Place: Dhaka**  
**Date: 26 December 2024**



  
**Hedayet Ullah FCA**  
Partner, Enrol. No: 0281  
**K. M. HASAN & CO.**  
Chartered Accountants  
DVC No. 2412300281AS211741

**BANGLADESH FOREST INDUSTRIES DEVELOPMENT CORPORATION**  
**CONSOLIDATED STATEMENT OF PROFIT OR LOSS AND OTHER COMPREHENSIVE INCOME**  
For the year ended 30 June 2024

	<u>Notes</u>	<u>2024</u> <u>Taka</u>	<u>2023</u> <u>Taka</u>
<b>Sales Revenue</b>	25	2,598,406,512	1,469,750,225
Less: Cost of Goods Sold	26	1,902,740,174	1,089,299,178
<b>Gross Profit</b>		<b>695,666,338</b>	<b>380,451,047</b>
Add: Other Income	27	481,969,268	567,790,925
		<b>1,177,635,606</b>	<b>948,241,972</b>
<b>Less: Operating Expenses</b>			
Office and Administrative Expenses	28	791,655,726	687,227,669
Selling and Distribution Expenses	29	3,300,025	3,739,188
Financial Expenses		73,245	-
		795,028,996	690,966,857
<b>Net Profit Before Tax And W.P.P.F</b>		<b>382,606,610</b>	<b>257,275,115</b>
Less: Workers' Profit Participation Fund (5%)	30	17,850,781	8,721,136
<b>Net Profit Before Tax</b>		<b>364,755,829</b>	<b>248,553,979</b>
Less: Provision for Income Tax	23	120,593,129	68,352,344
<b>Net Profit After Tax</b>		<b>244,162,701</b>	<b>180,201,635</b>
Add: Other Comprehensive income		-	-
<b>Total Comprehensive Income</b>		<b>244,162,701</b>	<b>180,201,635</b>


Annexed notes form an integral part of these financial statements.



Director (Finance)

পরিচালক (অর্থ)

বাংলাদেশ বনশিল্প উন্নয়ন কর্পোরেশন  
৭৩, মতিঝিল বাণিজ্যিক এলাকা  
ঢাকা-১০০০।

  
ফৌজিয়া জাফরীন  
কন্সাল্ট্যান্ট (হিসাব)  
বাংলাদেশ বনশিল্প উন্নয়ন কর্পোরেশন  
General Manager  
সদর দপ্তর, ৭৩, মতিঝিল বা/এ, ঢাকা-১০০০

Signed in terms of our Separate report even date annexed

Place: Dhaka

Date: 26 December 2024



Hedayet Ullah FCA

Partner, Enrol. No: 0281

K. M. HASAN & CO.

Chartered Accountants

DVC No. 2412300281AS211741



**BANGLADESH FOREST INDUSTRIES DEVELOPMENT CORPORATION**  
**CONSOLIDATED STATEMENT OF CHANGES IN EQUITY**  
For the year ended 30 June 2024


Amount in Taka


Particulars	Equity	Retained Earnings	Total
Balance as at 01 July 2023	77,248,000	3,418,276,569	3,495,524,569
New project Addition PTP	-	27,307,378	27,307,378
Net profit during the year	-	244,162,701	244,162,701
Adjustment During the Year	-	(34,488,111)	(34,488,111)
<b>Balance as at 30 June 2024</b>	<b>77,248,000</b>	<b>3,655,258,536</b>	<b>3,732,506,536</b>

For the year ended 30 June 2023

Amount in Taka

Particulars	Equity	Retained Earnings	Total
Balance as at 01 July 2022	1,016,000	948,492,739	949,508,739
Net profit during the year	-	180,201,635	180,201,635
Addition During the Year	76,232,000	2,355,333,626	2,431,565,626
Adjustment During the Year	-	(65,751,431)	(65,751,431)
<b>Balance as at 30 June 2023</b>	<b>77,248,000</b>	<b>3,418,276,569</b>	<b>3,495,524,569</b>

  
**Director (Finance)**  
পরিচালক (অর্থ)  
বাংলাদেশ বনশিল্প উন্নয়ন কর্পোরেশন  
৭৩, মতিঝিল বাণিজ্যিক এলাকা  
ঢাকা-১০০০।

  
**কৌজিয়া জাফরীন**  
মাসুলসিক (হিসাব)  
**General Manager**  
বাংলাদেশ বনশিল্প উন্নয়ন কর্পোরেশন  
সদর দপ্তর, ৭৩, মতিঝিল বা/এ, ঢাকা-১০০০

Signed in terms of our Separate report even date annexed

Place: Dhaka  
Date: 26 December 2024



  
**Hedayet Ullah FCA**  
Partner, Enrol. No: 0281  
**K. M. HASAN & CO.**  
Chartered Accountants  
DVC No. 2412300281AS211741

**BANGLADESH FOREST INDUSTRIES DEVELOPMENT CORPORATION**  
**CONSOLIDATED STATEMENT OF CASH FLOWS**  
For the year ended 30 June 2024

	<u>2024</u>	<u>2023</u>
	<u>Taka</u>	<u>Taka</u>
<b>A. CASH FLOWS FROM OPERATING ACTIVITIES</b>		
Collection from customers and others	2,856,980,923	1,571,897,331
Payment for cost of goods sold and others	(2,198,915,090)	(1,560,678,336)
Income tax paid	(112,006,750)	(102,062,359)
<b>Net Cash flows for Operating Activities</b>	<b><u>546,059,082</u></b>	<b><u>(90,843,364)</u></b>
<b>B. CASH FLOWS FROM INVESTING ACTIVITIES</b>		
Investment in FDR	(352,837,026)	(155,414,798)
Acquisition of property, plant and equipment	(98,528,218)	(86,100,632)
Disposal on assets	3,690,634	16,810,425
<b>Net Cash flows for Investing Activities</b>	<b><u>(447,674,611)</u></b>	<b><u>(224,705,006)</u></b>
<b>C. CASH FLOWS FROM FINANCING ACTIVITIES</b>		
<b>Net Cash Provided from Financing Activities</b>	<u>-</u>	<u>-</u>
<b>D. Net Increase/Decrease in Cash and Cash Equivalents (A+B+C)</b>	<b>98,384,471</b>	<b>(315,548,370)</b>
Opening Cash and Cash Equivalents	958,751,545	1,274,299,914
<b>E Closing Cash and Cash Equivalents (D+E)</b>	<b><u>1,057,136,016</u></b>	<b><u>958,751,544</u></b>



**Director (Finance)**

বাংলাদেশ বনশিল্প উন্নয়ন কর্পোরেশন  
 ৭৩, মতিঝিল বাণিজ্যিক এলাকা  
 ঢাকা-১০০০।



**কোজিরা জাফরীন**  
 ব্যবস্থাপক (হিসাব)  
**General Manager**  
 বাংলাদেশ বনশিল্প উন্নয়ন কর্পোরেশন  
 সদর দপ্তর, ৭৩, মতিঝিল বা/এ, ঢাকা-১০০০

Place: Dhaka

Date: 26 December 2024



**BANGLADESH FOREST INDUSTRIES DEVELOPMENT CORPORATION**  
**NOTES TO THE CONSOLIDATED FINANCIAL STATEMENTS**

As at and for the year ended 30 June 2024

**1. BACKGROUND OF CORPORATION**

Bangladesh Forest Industries Development Corporation (BFIDC) was originally established by the East Pakistan Ordinance No. LXVII of 1959, which was adopted by the presidential order No. 48 of 1972. The Bangladesh (Adoption of Existing Bangladesh Laws) order 1972.

**1.1 CORPORATION OBJECTIVES**

- i) To accelerate exploitation of forest products from inaccessible areas and development of industries based on forest product.
- ii) The extract timber from deep forest areas and processing the same in factories of BFIDC.
- iii) To promote rubber commercial basis.
- iv) To set up such timber processing industries such as sawing, seasoning, planning, treating plants, cabinets & furniture etc.

**2. REPORTING ENTITIES**

The accompanied consolidated financial statements contain the consolidated statement of financial position as at 30 June 2024, consolidated statement of profit or loss and other comprehensive income, consolidated statement of changes in equity for the year ended 30 June 2024 of the following office and gardens:

1. BFIDC, Head Office
2. G.M Office, CTG
3. Rubber Training Centre, CTG
4. Dantmara Rubber Garden
5. Tarakho Rubber Garden
6. Raozan- Rangunia Rubber Garden
7. Ramu Rubber Garden
8. Dabua Rubber Garden
9. Holudia Rubber Garden
10. Kanchan Nagar Rubber Garden
11. Raozan Rubber Garden
12. Rangamatia Rubber Garden
13. G.M Office, Modhupur
14. Pirgacha Rubber Garden
15. Chandpur Rubber Garden
16. Santospur Rubber Garden
17. Kamlapur Rubber Garden
18. Karnajura Rubber Garden
19. G.M Office, Sreemongal
20. Rupaichara Rubber Garden
21. Satgaon Rubber Garden
22. Shahjibazar Rubber Garden
23. Bhatara Rubber Garden
24. Eastern Wood Works, Tejgaon
25. Chittagong Board Mills
26. FIDCO Furniture Complex
27. Cabinet Manufacturing Plant, Chittagong
28. Cabinet Manufacturing Plant, Dhaka
29. BFIDC, INDUSTRIAL ESTATE
30. Lumber Processing Complex (LPC)
31. Procurement & Sales Organization (P.S.O)
32. Sangu Matamahury Timber Extraction unit (SMP)
33. Karnafully Timber Extraction unit (TEX)
34. Wood Treatment Plant (WTP)
35. Pressure Treatment plant (PTP)



## **2.1 Basis for Preparation**

The financial statements, namely, Financial Position, Statement of profit or loss and other Comprehensive income, statement of changes in equity, statement of cash flows and relevant notes are prepared on a going concern basis under historical cost convention in accordance with Generally Accepted Accounting Principles (GAAP).

## **2.2 Inventories**

In compliance with the requirement of international Accounting Standard (IAS-2) adopted in Bangladesh "inventories" are valued at the lower average cost and the net realizable value.

## **2.3 Cash and cash Equivalents**

Cash and cash equivalents comprise cash in hand, balances with banks, which are held and available for use by the corporation without any restriction.

## **2.4 Cash Flow statement**

Cash Flow Statement is prepared in accordance with the requirements of International Accounting Standard (IAS-7) as adopted in Bangladesh "Cash Flow Statement" under indirect method.

## **2.5 Accrual basis of accounting**

The corporation prepares its financial statements, except for cash flow information, using the accrual basis of accounting. Since the accrual basis of accounting is used, the corporation recognizes items as assets, liabilities, equity, income and expenses (the elements of financial statements) when they satisfy the definitions and recognition criteria for those elements in the Framework.

## **2.6 Investment in FDR**

Fixed deposit, comprising funds held with banks and other financial institutions, are initially measured at fair value, plus direct transaction costs, and are subsequently measured at amortized cost using the effective interest method at each reporting date. Changes in carrying value are recognized in profit. Interest on FDR has been calculated on day basis and accounted for accordingly.

## **2.7 Depreciation**

The depreciation charge for each period is recognized in profit or loss unless it is included in the carrying amount of another asset. Depreciation of an asset begins when it is available for use, i.e., when it is in the location and condition necessary for it to be capable of operating in the manner intended by management. The residual value and the useful life of an asset is reviewed at least at each financial year-end and, if expectations differ from previous estimates, the change(s) shall be accounted for as a change in an accounting estimate. Depreciation has been charged on reducing balance method on all property, plant and equipment.

## **2.8 Comparative information and rearrangement thereof**

Comparative figures have been re-arranged wherever considered necessary to ensure better comparability with the current period without causing any impact on the profit and value of assets and liabilities as reported in the financial statements.

## **3. GENERAL**

- i. These consolidated financial statement cover the period from 01 July 2023 to 30 June 2024.
- ii. All accounting figures have been rounded off to the nearest Taka.



4. Property, Plant and Equipment

Amount in Taka

Particulars	ASSET			DEPRECIATION				Written Down Value as on 30.06.2024
	Opening Balance as on 01.07.2023	Add: Addition during the year	Less: Disposal during the year	Balance as on 30.06.2024	Charged during the year	Disposal during the year	Depreciation Up to Date	
Head Office	122,310,277	2,319,823	-	124,630,100	3,950,895	-	68,889,893	55,740,207
G.M Office, CTG	45,676,524	4,696,656	215,469	50,157,711	1,842,499	50,454	34,068,581	16,089,130
Rubber Training Centre, CTG	17,715,105	690,094	-	18,405,199	548,976	-	12,485,086	5,920,113
Danimara Rubber Garden	226,184,904	2,512,119	1,126,332	227,570,691	3,703,689	819,293	169,713,706	57,856,985
Tarakho Rubber Garden	136,521,475	3,213,560	1,898,350	137,836,685	2,537,184	1,333,950	98,390,535	39,446,150
Rangamalia Rubber Garden	91,033,362	3,763,778	1,776,640	93,018,500	2,097,893	1,326,450	68,543,705	24,474,795
Ramu Rubber Garden	131,831,146	4,508,674	-	136,339,820	2,723,090	-	96,157,893	40,181,927
Dabua Rubber Garden	147,676,390	2,144,934	-	149,821,324	2,598,719	-	109,925,330	39,895,994
Holulia Rubber Garden	126,500,952	2,240,883	-	128,741,835	2,967,627	-	87,326,155	41,415,680
Kanchan Nagar Rubber Garden	82,762,770	3,460,544	382,943	85,840,371	1,938,220	268,814	61,237,092	24,603,279
Raozan Rubber Garden	76,494,959	2,329,576	195,047	78,629,488	2,562,937	-	45,932,054	32,697,434
Raozan- Ranguia Rubber Garden	102,255,357	7,142,017	-	109,397,374	4,827,413	-	31,838,793	77,558,582
G.M Office, Modhupur	17,849,319	1,050,320	-	18,899,639	521,179	-	12,218,469	6,681,170
Pirgacha Rubber Garden	115,154,396	3,643,138	3,374,972	115,422,562	2,150,977	2,402,643	81,346,287	34,076,275
Chandpur Rubber Garden	72,717,337	1,567,945	-	74,285,282	1,649,897	-	52,317,885	21,967,397
Santoshpur Rubber Garden	37,548,151	2,352,066	3,012,801	36,887,416	968,456	1,351,172	20,926,360	15,961,056
Kamlapur Rubber Garden	36,640,693	534,350	-	37,175,043	1,045,299	-	26,049,966	11,125,077
Karnajhora Rubber Garden	24,804,270	1,013,941	-	25,818,211	687,425	-	16,956,245	8,861,966
G.M Office, Sreemangal	32,629,623	1,821,455	-	34,451,078	643,104	-	24,849,366	9,601,712
Satgaon Rubber Garden	101,894,387	2,608,140	793,024	103,709,503	1,675,869	557,570	78,420,925	25,288,578
Rupaichora Rubber Garden	96,756,714	3,912,377	1,572,409	99,096,682	1,250,514	1,198,334	77,700,804	21,395,878
Shahjibazar Rubber Garden	126,527,563	1,793,347	100,292	128,220,618	3,354,366	78,961	90,974,613	37,246,005
Bhatera Rubber Garden	102,915,128	4,692,422	-	107,607,550	1,804,739	-	80,067,286	27,540,264
Eastern Wood Works, Tejgaon	18,859,628	7,798,201	-	26,657,829	573,774	-	14,393,287	12,264,542
Chittagong Board Mills	8,177,925	-	-	8,177,925	-	-	5,375,180	2,802,744
FIDCO Furniture Complex	17,024,882	3,643,380	-	20,668,262	754,837	-	9,314,371	11,353,891
Cabinet Manufacturing Plant, Dhaka	19,953,553	6,116,100	-	26,069,653	1,446,364	1,556,738	8,535,532	17,534,121
Cabinet Manufacturing Plant, Chittagong	19,697,716	6,095,549	2,108	25,791,157	1,524,231	-	10,660,355	15,130,802
BFIDC, INDUSTRIAL ESTATE	1,001,036	-	-	1,001,036	-	-	888,994	112,042
Lumber Processing Complex (LPC)	54,981,221	8,016,910	-	62,998,131	2,375,422	-	39,509,204	23,488,927
Procurement & Sales Organization (P.S.O)	2,235,798	-	-	2,235,798	-	-	788,721	1,447,077
Sangu Matamahury Timber Extraction unit (SMP)	15,494,995	213,812	182,626	15,526,181	665,810	-	9,725,751	5,800,430
Karnatully Timber Extraction unit (TEX)	30,929,063	30,929,063	-	30,929,063	-	-	16,695,926	12,361,261
Wood Treatment Plant (WTP)	30,525,419	2,219,130	-	32,744,549	1,448,643	-	16,895,926	16,048,623
Pressure Treatment plant (PTP)	153,764,987	412,977	-	154,177,964	7,004,946	-	41,196,921	112,981,043
<b>Balance as on 30 June 2024</b>	<b>2,445,047,024</b>	<b>98,528,218</b>	<b>14,635,013</b>	<b>2,528,940,228</b>	<b>56,840,047</b>	<b>10,944,380</b>	<b>1,621,989,072</b>	<b>906,951,157</b>
<b>Balance as on 30 June 2023</b>	<b>2,243,560,119</b>	<b>86,100,632</b>	<b>38,378,713</b>	<b>2,291,282,038</b>	<b>52,483,647</b>	<b>21,568,288</b>	<b>1,533,519,877</b>	<b>757,762,169</b>



	<b>2024</b> <b>Taka</b>	<b>2023</b> <b>Taka</b>
<b>5. Investment in FDR</b>		
Head Office	1,487,613,197	1,490,654,040
G.M Office, CTG	76,143,039	73,956,470
Dantmara Rubber Garden	10,000,000	-
Kanchan Nagar Rubber Garden	2,979,419	2,805,608
G.M Office, Modhupur	291,063,436	208,353,239
Santoshpur Rubber Garden	1,698,083	1,599,325
G.M Office, Sreemangal	123,177,969	123,190,643
Satgaon Rubber Garden	1,494,685	1,424,527
Rupaichora Rubber Garden	1,083,881	1,037,786
Bhatera Rubber Garden	32,825,194	35,162,569
Eastern Wood Works, Tejgaon	181,496,276	206,661,190
FIDCO Furniture Complex	125,837,712	81,032,597
Cabinet Manufacturing Plant, Dhaka	497,018,125	434,596,122
Cabinet Manufacturing Plant, Chittagong	126,382,226	81,950,770
LPC Kaptai	70,000,000	-
Sangu Matamahury Timber Extraction unit (SMP)	30,560,000	10,000,000
Wood Treatment Plant (WTP)	2,222,044	2,113,565
Pressure Treatment plant (PTP)	45,780,189	-
	<b><u>3,107,375,476</u></b>	<b><u>2,754,538,450</u></b>



	<b>2024</b>	<b>2023</b>
	<b><u>Taka</u></b>	<b><u>Taka</u></b>
<b>6. Other Non Current Assets</b>		
Govt. Loan ADP	513,956,093	513,956,093
Project Development PTP	12,523,720	-
Interest on ADB Loan Payment A/C	100,238,275	100,238,275
Golden Handshake Payment	364,965,574	364,965,574
Contribution from Projects on Head Office Building	48,100,000	48,100,000
Contribution for Mosque Development	1,461,386	1,461,386
Re-payment of U.S.S.R. Credit	12,170,000	12,170,000
	<b><u>1,053,415,048</u></b>	<b><u>1,040,891,328</u></b>

### 7. Inventories

Dantmara Rubber Garden	9,734,009	69,605,208
Tarakho Rubber Garden	3,704,755	25,832,552
Raozan- Rangunia Rubber Garden	1,188,451	17,529,598
Ramu Rubber Garden	1,254,799	9,683,510
Dabua Rubber Garden	1,742,638	23,434,715
Holudia Rubber Garden	532,851	22,565,886
Kanchan Nagar Rubber Garden	1,548,213	15,334,325
Raozan Rubber Garden	2,943,325	15,972,246
Rangamatia Rubber Garden	477,047	3,901,291
Pirgacha Rubber Garden	797,260	29,635,139
Chandpur Rubber Garden	18,016,724	45,837,270
Santoshpur Rubber Garden	5,077,781	8,375,602
Kamlapur Rubber Garden	2,894,634	9,040,743
Karnojhora Rubber Garden	10,413,054	16,766,472
Satgaon Rubber Garden	3,274,034	12,715,746
Rupaichora Rubber Garden	8,383,996	17,502,563
Shahjibazar Rubber Garden	6,930,031	22,503,597
Bhatera Rubber Garden	7,831,678	11,912,686
Eastern Wood Works, Tejgaon	56,120,820	38,219,489
Chittagong Board Mills	456,358	456,358
FIDCO Furniture Complex	38,149,771	26,174,514
Cabinet Manufacturing Plant, Dhaka	73,422,844	47,493,845
Cabinet Manufacturing Plant, Chittagong	47,464,729	32,389,509
Lumber Processing Complex (LPC)	41,143,121	48,641,715
Procurement & Sales Organization (P.S.O)	251,134	251,134
Sangu Matamahury Timber Extraction unit (SMP)	5,389,182	366,901
Karnafully Timber Extraction unit (TEX)	56,920,314	56,920,314
Wood Treatment Plant (WTP)	45,335,594	39,806,440
Pressure Treatment plant (PTP)	26,178,565	-
	<b><u>477,577,712</u></b>	<b><u>668,869,367</u></b>



	<b>2024</b> <b><u>Taka</u></b>	<b>2023</b> <b><u>Taka</u></b>
<b>8. BFIDC Inter Project/Garden Receivable</b>		
Head Office	1,958,918,651	1,955,399,171
G.M Office, CTG	842,451,794	887,476,828
Rubber Training Centre, CTG	74,447,879	68,541,649
Dantmara Rubber Garden	4,263,103	4,262,822
Tarakho Rubber Garden	3,027,517	2,672,506
Rangamatia Rubber Garden	974,120	1,052,726
Ramu Rubber Garden	1,478,572	1,370,471
Dabua Rubber Garden	1,936,969	1,940,959
Holudia Rubber Garden	2,260,247	1,912,437
Kanchan Nagar Rubber Garden	3,143,932	521,605
Raozan Rubber Garden	11,565,171	11,606,786
Raozan- Rangunia Rubber Garden	288,176	414,151
G.M Office, Modhupur	20,642,758	23,737,964
Pirgacha Rubber Garden	6,254,304	6,180,979
Chandpur Rubber Garden	1,224,730	1,244,551
Santoshpur Rubber Garden	4,821,992	5,429,693
Kamlapur Rubber Garden	14,137,020	14,179,758
Karnojhora Rubber Garden	6,265,008	6,280,694
G.M Office, Sreemangal	877,401,994	785,397,761
Satgaon Rubber Garden	5,151,309	5,201,046
Rupaichora Rubber Garden	3,956,029	3,944,679
Shahjibazar Rubber Garden	5,968,308	5,867,550
Bhatera Rubber Garden	12,907,533	13,089,893
Eastern Wood Works, Tejgaon	10,032,370	4,988,763
Chittagong Board Mills	1,080,318	1,080,318
FIDCO Furniture Complex	1,718,766	4,136,837
Cabinet Manufacturing Plant, Dhaka	34288119.17	1,629,971
Cabinet Manufacturing Plant, Chittagong	1,316,261	6,239,511
BFIDC, INDUSTRIAL ESTATE	263,905	263,905
Lumber Processing Complex (LPC)	17,361,428	27,995,497
Procurement & Sales Organization (P.S.O)	97,964,563	97,969,563
Sangu Matamahury Timber Extraction unit (SMP)	29,634,176	36,823,903
Karnafully Timber Extraction unit (TEX)	78,204,623	80,738,858
Wood Treatment Plant (WTP)	9,257,165	15,122,118
Pressure Treatment plant (PTP)	13,469,353	-
	<b><u>4,158,078,164</u></b>	<b><u>4,084,715,923</u></b>



	<b>2024</b>	<b>2023</b>
	<b><u>Taka</u></b>	<b><u>Taka</u></b>
<b>9. Accounts Receivable (BFIDC Head office)</b>		
G.M Office, Modhupur	1,230,974,541	1,159,435,287
Eastern Wood Works, Tejgaon	-	10,797,463
Cabinet Manufacturing Plant, Dhaka	-	4,776,291
Lumber Processing Complex (LPC)	-	3,907,003
Pressure Treatment plant (PTP)	23247830	-
	<b><u>1,230,974,541</u></b>	<b><u>1,178,916,045</u></b>
<b>10. Accounts Receivable (BFIDC G.M Office)</b>		
Dantmara Rubber Garden	508,926,372	460,167,573
Tarakho Rubber Garden	256,556,886	229,111,318
Holudia Rubber Garden	86,724,182	48,096,479
Pirgacha Rubber Garden	772,723,168	730,049,862
Chandpur Rubber Garden	336,111,931	336,462,182
Santoshpur Rubber Garden	77,891,170	82,981,675
Kamlapur Rubber Garden	119,675,349	126,207,429
Karnojhora Rubber Garden	2,666,243	4,383,673
Shahjibazar Rubber Garden	-	10,168,527
Rupaichora Rubber Garden	120,594,203	156,266,667
	<b><u>2,281,869,504</u></b>	<b><u>2,183,895,384</u></b>



	<b>2024</b>	<b>2023</b>
	<b><u>Taka</u></b>	<b><u>Taka</u></b>
<b>11. Advance, Deposits and Prepayments</b>		
Head Office	86,368,638	33,588,170
G.M Office, Ctg	4,694,893	487,589
Rubber Training Centre, CTG	47,950	28,004
Dantmara Rubber Garden	8,340,381	3,594,033
Tarakho Rubber Garden	3,825,130	2,795,334
Raozan- Rangunia Rubber Garden	2,143,359	579,751
Ramu Rubber Garden	3,032,480	799,727
Dabua Rubber Garden	2,723,839	903,333
Holudia Rubber Garden	3,010,221	683,808
Kanchan Nagar Rubber Garden	1,971,993	3,044,811
Raozan Rubber Garden	4,387,824	984,863
Rangamatia Rubber Garden	1,183,071	128,746
G.M Office, Modhupur	7,063,604	1,006,621
Pirgacha Rubber Garden	4,416,557	1,969,894
Chandpur Rubber Garden	3,656,865	1,752,225
Santoshpur Rubber Garden	1,673,202	714,635
Kamlapur Rubber Garden	5,502,069	1,178,432
Karnojhora Rubber Garden	3,227,816	1,603,630
G.M Office, Sreemangal	178,193,841	148,129,196
Satgaon Rubber Garden	6,690,802	2,343,806
Rupaichora Rubber Garden	6,188,173	2,777,360
Shahjibazar Rubber Garden	8,652,275	3,935,893
Bhatera Rubber Garden	6,234,245	3,917,186
Eastern Wood Works, Tejgaon	19,299,598	11,293,805
Chittagong Board Mills	47,805	47,805
FIDCO Furniture Complex	6,625,319	4,285,622
Cabinet Manufacturing Plant, Dhaka	3,151,634	1,378,491
Cabinet Manufacturing Plant, Chittagong	1,381,631	3,513,698
Lumber Processing Complex (LPC)	4,325,164	5,209,890
Procurement & Sales Organization (P.S.O)	2,263,312	2,263,312
Sangu Matamahury Timber Extraction unit (SMP)	2,690,939	695,422
Karnafully Timber Extraction unit (TEX)	16,501,755	16,501,755
Wood Treatment Plant (WTP)	3,044,193	2,752,039
Pressure Treatment plant (PTP)	5,848,385	-
	<b><u>418,408,962</u></b>	<b><u>264,888,887</u></b>



## 12. Advance Income Tax

Amount in Taka

Particulars	Balance as on 01.07.2023	Add: Addition during the year	Adjustment during the year	Balance as on 30.06.2024
Head Office	19,260,747	24,423,443	19,260,747	24,423,443
G.M Office, Ctg	292,945	993,748	292,945	993,748
Rubber Training Centre, CTG	5,299	9,023	5,299	9,023
Dantmara Rubber Garden	95,579	89,839	95,579	89,839
Tarakho Rubber Garden	2,541	17,265	2,541	17,265
Ramu Rubber Garden	13,161		13,161	-
Kanchan Nagar Rubber Garden	26,320	30,853	26,320	30,853
Rangamatia Rubber Garden	1,463	8,803	1,463	8,803
G.M Office, Modhupur	1,208,597	866,864	1,208,597	866,864
Pirgacha Rubber Garden	16,377	30,727	16,377	30,727
Chandpur Rubber Garden	13,947	17,186	13,947	17,186
Santoshpur Rubber Garden	12,056	5,197	12,056	5,197
Kamlapur Rubber Garden	5,377	8,826	5,377	8,826
G.M Office, Sreemangal	1,224,470	844,106	1,224,470	844,106
Satgaon Rubber Garden	38,559	56,375	38,559	56,375
Rupaichora Rubber Garden	104,217	34,070	104,217	34,070
Shahjibazar Rubber Garden	10,943	3,269	10,943	3,269
Bhatera Rubber Garden	227,142	416,291	227,142	416,291
Eastern Wood Works, Tejgaon	1,468,492	10,883,416	1,468,492	10,883,416
FIDCO Furniture Complex	6,662,999	15,608,491	6,662,999	15,608,491
Cabinet Manufacturing Plant, Dhaka	19,565,200	10,509,012	19,565,200	10,509,012
Cabinet Manufacturing Plant, Chittagong	8,010,656	11,206,938	8,010,656	11,206,938
Lumber Processing Complex (LPC)	6,463,828	11,458,724	6,463,828	11,458,724
Sangu Matamahury Timber Extraction unit (SMP)	8,585,031	7,647,256	8,585,031	7,647,256
Wood Treatment Plant (WTP)	3,622,777	11,951,413	3,622,777	11,951,413
Pressure Treatment plant (PTP)	-	4,878,108	-	4,878,108
<b>TOTAL</b>	<b>76,938,723</b>	<b>111,999,242</b>	<b>76,938,723</b>	<b>111,999,242</b>



	<b>2024</b>	<b>2023</b>
	<b><u>Taka</u></b>	<b><u>Taka</u></b>
<b>13. Other Current Assets</b>		
Sundry Debtors	307,017,432	246,229,340
Advance Against VAT	-	98,457
Depreciation Adjustment Account	14,067,285	14,067,285
Goodwill	734,290	734,290
Option And RTD fund	12,293,010	12,293,010
Stock Shortage	10,791,794	10,791,794
Misappropriation of Money	60,217	60,217
Interest on U.S.S.R. Payment	1,825,000	1,825,000
Chittagong Customs Dept. Current A/C	1,186,955	1,186,955
Suspense Account	13,600	13,600
Voluntary Retirement	36,836,702	36,836,702
Forest Division Debit Balance	5,890,748	4,223,972
Rent of Land Control A/c KIE	98,145	98,145
Water Supply Control A/c	446,688	446,688
Disburser A/C	83,874	83,874
Development of Ali Kodom Center	447,221	447,221
Gratuity Fund	215,970,752	288,175,709
Under/Over allocated Overhead	9,681,795	6,552,854
	<b><u>617,445,507</u></b>	<b><u>624,165,112</u></b>



## 14. Cash and Cash Equivalents

Amount in Taka

Particulars	Cash in Hand	Cash at Bank	2024	2023
Head Office	13,254	263,529,046	263,542,300	102,634,324
G.M Office, Ctg	19	55,821,869	55,821,888	109,394,448
Rubber Training Centre, CTG	39	4,785,537	4,785,576	2,262,792
Dantmara Rubber Garden	-	26,668,129	26,668,129	26,351,886
Tarakho Rubber Garden	4	5,477,905	5,477,909	7,302,537
Rangamatia Rubber Garden	-	5,733,415	5,733,415	5,886,987
Ramu Rubber Garden	-	3,917,591	3,917,591	4,599,270
Dabua Rubber Garden	-	8,476,019	8,476,019	4,250,849
Holudia Rubber Garden	-	3,946,540	3,946,540	3,710,097
Kanchan Nagar Rubber Garden	50	1,247,859	1,247,909	2,796,721
Raozan Rubber Garden	-	1,748,627	1,748,627	2,234,898
Raozan- Rangunia Rubber Garden	-	95,440	95,440	448,045
G.M Office, Modhupur	-	26,920,368	26,920,368	53,783,100
Pirgacha Rubber Garden	-	8,125,476	8,125,476	7,220,953
Chandpur Rubber Garden	-	6,902,828	6,902,828	4,802,163
Santoshpur Rubber Garden	-	8,681,521	8,681,521	9,058,921
Kamlapur Rubber Garden	-	4,942,984	4,942,984	6,724,073
Karnojhora Rubber Garden	-	1,321,841	1,321,841	2,111,358
G.M Office, Sreemangal	-	33,006,950	33,006,950	31,608,701
Satgaon Rubber Garden	-	6,776,081	6,776,081	4,559,450
Rupaichora Rubber Garden	2	4,404,705	4,404,707	711,254
Shahjibazar Rubber Garden	-	4,811,150	4,811,150	3,906,178
Bhatera Rubber Garden	-	6,709,949	6,709,949	4,411,135
Eastern Wood Works, Tejgaon	177	42,162,549	42,162,726	73,237,951
Chittagong Board Mills	-	1,319	1,319	1,319
FIDCO Furniture Complex	643	62,548,054	62,548,697	65,959,648
Cabinet Manufacturing Plant, Dhaka	148	130,731,694	130,731,842	74,106,707
Cabinet Manufacturing Plant, Chittagong	188	90,342,161	90,342,349	104,748,427
BFIDC, INDUSTRIAL ESTATE	-	135	135	135
Lumber Processing Complex (LPC)	-	92,270,770	92,270,770	132,050,501
Procurement & Sales Organization (P.S.O)	3	434	437	437
Sangu Matamahury Timber Extraction unit (SMP)	468	44,476,030	44,476,498	62,923,019
Karnafully Timber Extraction unit (TEX)	3,492	-	3,492	3,492
Wood Treatment Plant (WTP)	15,351	82,445,818	82,461,169	44,949,769
Pressure Treatment plant (PTP)	-	18,071,382	18,071,382	-
<b>TOTAL</b>	<b>33,838</b>	<b>1,057,102,177</b>	<b>1,057,136,016</b>	<b>958,751,545</b>



	<u>2024</u> <u>Taka</u>	<u>2023</u> <u>Taka</u>
<b>15. Golden Handshake</b>		
Golden Handshake of 1995	130,000,000	130,000,000
Golden Handshake (Pay off-2003 of 5 Units)	118,416,275	118,416,275
Golden Handshake of 19 Persons Head Office (Pay off)	11,039,414	11,039,414
Golden Handshake of 15 Persons Head Office (Pay off)	14,280,626	14,280,626
Golden Handshake of Karnafully Timber Extraction Unit	92,663,474	92,663,474
	<u><b>366,399,789</b></u>	<u><b>366,399,789</b></u>
<b>16. Other Non Current Liabilities</b>		
Feasibility Studies Loan	200,000	200,000
Feasibility Studies	118,873	118,873
Contribution from Projects on Head Office Building	35,850,000	35,850,000
Grant from Govt.	2,251,810	2,251,810
U.S.S.R.Credit	12,170,000	12,170,000
Interest on U.S.S.R. Credit Payable	1,825,000	1,825,000
BSRS Loan	20,493,066	20,493,066
Unsecured Loan	1,573,573	1,573,573
Long term Loan (Pre-Liberation)	74,000	74,000
	<u><b>74,556,322</b></u>	<u><b>74,556,322</b></u>



**17. Accounts Payable BFIDC Head Office Dhaka**

	<b>2024</b>	<b>2023</b>
	<b><u>Taka</u></b>	<b><u>Taka</u></b>
G.M Office, CTG	100,378,271	276,144,250
R.T.C	12,578,925	4,691,857
Dantmara Rubber Garden	55,512,797	55,569,889
Tarakho Rubber Garden	37,782,095	37,508,047
Raozan- Rangunia Rubber Garden	5,102,551	4,782,193
Ramu Rubber Garden	28,412,589	28,412,589
Dabua Rubber Garden	24,971,851	24,979,060
Holudia Rubber Garden	18,614,031	18,519,443
Kanchan Nagar Rubber Garden	13,717,395	13,717,395
Raozan Rubber Garden	17,560,552	17,560,552
Rangamatia Rubber Garden	586,710	586,710
Pirgacha Rubber Garden	100,492,779	100,042,355
Chandpur Rubber Garden	46,309,784	46,474,605
Santoshpur Rubber Garden	30,793,676	30,793,676
Kamlapur Rubber Garden	20,362,870	20,362,870
Karnojhora Rubber Garden	15,487,230	15,492,630
G.M Office, SRG	926,850,140	770,543,023
Satgaon Rubber Garden	27,850,986	27,850,986
Rupaichora Rubber Garden	41,471,922	41,471,922
Shahjibazar Rubber Garden	46,399,700	46,399,700
Bhatera Rubber Garden	28,794,842	28,794,842
Eastern Wood Works, Tejgaon	16,830,637	-
Chittagong Board Mills	2,113,810	2,113,810
FIDCO Furniture Complex	22,289,657	11,083,985
Cabinet Manufacturing Plant, Dhaka	10,844,501	-
Cabinet Manufacturing Plant, Chittagong	34,379,345	16,371,275
BFIDC, INDUSTRIAL ESTATE	1,186,362	1,186,362
Lumber Processing Complex (LPC)	7,261,163	-
Procurement & Sales Organization (P.S.O)	33,988,783	33,988,783
Sangu Matamahury Timber Extraction unit (SMP)	18,632,938	30,026,566
Karnafully Timber Extraction unit (TEX)	125,291,112	125,291,112
Wood Treatment Plant (WTP)	17,142,173	8,637,415
Pressure Treatment plant (PTP)	156,784,193	-
	<b><u>2,046,776,370</u></b>	<b><u>1,839,397,902</u></b>

**18. Accounts Payable BFIDC, G.M Office, Chittagong, Sreemangal**

Rubber Training Centre, CTG	57,595,850	57,595,850
Rangamatia Rubber Garden	181,113,900	188,825,828
Raozan- Rangunia Rubber Garden	-	1,678,008
Ramu Rubber Garden	41,385,710	41,227,812
Dabua Rubber Garden	189,720,040	213,419,223
Kanchan Nagar Rubber Garden	33,266,040	49,978,686
Raozan Rubber Garden	205,911,383	213,190,206
Raozan- Rangunia Rubber Garden	105,975,385	-
Rangamatia Rubber Garden	-	103,260,914
Satgaon Rubber Garden	102,408,974	87,354,122
Shahjibazar Rubber Garden	316,610,717	265,363,006
Bhatera Rubber Garden	411,323,421	382,713,560
Pressure Treatment plant (PTP)	27,133,185	-
	<b><u>1,672,444,605</u></b>	<b><u>1,604,607,217</u></b>



	<b>2024</b>	<b>2023</b>
	<b><u>Taka</u></b>	<b><u>Taka</u></b>
<b>19. BFIDC, Inter Project/Garden Payble</b>		
Head Office	1,276,158,482	1,159,050,220
G.M Office	874,994,363	776,659,519
Rubber Training Centre, CTG	1,024,884	992,203
Dantmara Rubber Garden	14,913,452	13,844,519
Tarakho Rubber Garden	7,269,955	7,010,818
Rangamatia Rubber Garden	4,397,322	5,293,549
Ramu Rubber Garden	6,420,124	5,806,870
Dabua Rubber Garden	7,242,072	6,119,693
Holudia Rubber Garden	5,525,634	6,138,266
Kanchan Nagar Rubber Garden	10,438,099	10,206,405
Raozan Rubber Garden	6,481,444	5,447,308
Raozan- Rangunia Rubber Garden	11,980,945	11,462,435
G.M Office Modhupur	1,311,435,451	1,296,044,525
Pirgacha Rubber Garden	7,667,196	6,898,510
Chandpur Rubber Garden	14,313,480	13,639,343
Santoshpur Rubber Garden	17,122,768	17,678,928
Kamlapur Rubber Garden	3,569,881	3,217,129
Karnojhora Rubber Garden	2,099,392	1,516,250
G.M Office Sreemangal	129,047,004	161,958,914
Satgaon Rubber Garden	5,435,550	5,186,143
Rupaichora Rubber Garden	5,385,924	5,089,945
Shahjibazar Rubber Garden	4,759,335	4,518,772
Bhatera Rubber Garden	8,430,487	8,397,774
Eastern Wood Works, Tejgaon	10,551,532	32,393,208
Chittagong Board Mills	3,761,026	3,761,026
FIDCO Furniture Complex	22,391,387	27,366,347
Cabinet Manufacturing Plant, Dhaka	2,614,923	24,653,738
Cabinet Manufacturing Plant, Chittagong	11,162,393	2,968,403
BFIDC, INDUSTRIAL ESTATE	8,268,262	8,263,262
Lumber Processing Complex (LPC)	139,667,453	154,416,429
Procurement & Sales Organization (P.S.O)	4,471,956	4,471,956
Sangu Matamahury Timber Extraction unit (SMP)	975,687	1,096,100
Karnafully Timber Extraction unit (TEX)	35,802,589	35,802,588
Wood Treatment Plant (WTP)	77,512,430	72,661,208
Pressure Treatment plant (PTP)	704,409	-
	<b><u>4,053,997,290</u></b>	<b><u>3,900,032,304</u></b>



**20. Provision for Expenses**

	<b>2024</b>	<b>2023</b>
	<b><u>Taka</u></b>	<b><u>Taka</u></b>
G.M Office, CTG	2,032,000	10,575,383
Dantmara Rubber Garden	1,236,866	881,216
Tarakho Rubber Garden	10,859,613	9,220,880
Rangamatia Rubber Garden	4,530,687	4,500,687
Ramu Rubber Garden	5,152,833	5,125,058
Dabua Rubber Garden	1,263,410	1,238,160
Holudia Rubber Garden	8,196,983	9,108,572
Kanchan Nagar Rubber Garden	3,961,883	3,785,665
Raozan- Rangunia Rubber Garden	1,860,526	2,032,000
G.M Office, Modhupur	2,318,421	28,655,435
Pirgacha Rubber Garden	27,175,474	56,514,855
Chandpur Rubber Garden	38,303,415	32,266,575
Santoshpur Rubber Garden	9,464,563	19,953,813
Kamlapur Rubber Garden	5,808,369	13,140,883
Karnojhora Rubber Garden	3,205,155	9,156,812
G.M Office, Sreemangal	2,510,037	4,749,157
Satgaon Rubber Garden	16,527,920	13,427,920
Rupaichora Rubber Garden	34,199,667	14,354,014
Shahjibazar Rubber Garden	21,114,854	28,899,667
Bhatera Rubber Garden	7,784,735	7,843,523
Eastern Wood Works, Tejgaon	44,440,111	21,812,489
FIDCO Furniture Complex	25,959,833	22,018,358
Cabinet Manufacturing Plant, Dhaka	35,956,082	31,579,987
Cabinet Manufacturing Plant, Chittagong	17,085,725	13,928,798
Lumber Processing Complex (LPC)	9,302,034	7,694,291
Procurement & Sales Organization (P.S.O)	114,025	114,025
Sangu Matamahury Timber Extraction unit (SMP)	7,786,624	4,750,560
Karnafully Timber Extraction unit (TEX)	458,756	458,756
Wood Treatment Plant (WTP)	9,855,428	8,302,691
Pressure Treatment plant (PTP)	1,954,622	-
	<b><u>360,420,652</u></b>	<b><u>386,090,230</u></b>



**21. Liabilities for Other Finance**

	<b>2024</b>	<b>2023</b>
	<b><u>Taka</u></b>	<b><u>Taka</u></b>
Head Office	37,530,327	34,874,673
G.M Office	6,503,465	5,153,486
Rubber Training Centre, CTG	80,647	27,884
Dantmara Rubber Garden	172,633	57,734
Tarakho Rubber Garden	486,396	484,759
Rangamatia Rubber Garden	190,075	209,770
Ramu Rubber Garden	3,533,000	3,572,517
Holudia Rubber Garden	74,379	84,310
Kanchan Nagar Rubber Garden	1,445,745	1,469,303
Raozan Rubber Garden	957,242	958,192
Raozan- Rangunia Rubber Garden	67,418	7,250
G.M Office, Modhupur	1,819,944	1,736,744
Pirgacha Rubber Garden	3,965,431	3,234,140
Chandpur Rubber Garden	407,679	437,634
Santoshpur Rubber Garden	104,091	91,131
Kamlapur Rubber Garden	152,458	104,307
Karnojhora Rubber Garden	23,149	19,588
G.M Office, Sreemangal	2,542,561	2,324,984
Satgaon Rubber Garden	1,161,372	2,138,476
Rupaichora Rubber Garden	1,412,784	433,681
Shahjibazar Rubber Garden	356,777	1,362,580
Bhatera Rubber Garden	2,213,573	2,758,646
Eastern Wood Works, Tejgaon	6,285,617	5,569,549
Chittagong Board Mills	7,956,109	4,759,955
FIDCO Furniture Complex	4,200,872	2,417,514
Cabinet Manufacturing Plant, Chittagong	7,387,353	5,295,049
Cabinet Manufacturing Plant, Dhaka	11,512,892	6,820,641
BFIDC, INDUSTRIAL ESTATE	344,971	344,971
Lumber Processing Complex (LPC)	9,694,958	9,925,644
Procurement & Sales Organization (P.S.O)	3,514,358	2,419,845
Sangu Matamahury Timber Extraction unit (SMP)	9,009,112	6,112,488
Karnafully Timber Extraction unit (TEX)	47,975,648	47,975,648
Wood Treatment Plant (WTP)	8,320,515	6,594,906
Pressure Treatment plant (PTP)	10,649,890	-
	<b><u>192,053,440</u></b>	<b><u>159,777,998</u></b>



**22. Reserve for Re-Plantation**

	<b>2024</b>	<b>2023</b>
	<b><u>Taka</u></b>	<b><u>Taka</u></b>
Dantmara Rubber Garden	244,812,888	243,364,118
Tarakho Rubber Garden	7,389,254	9,368,802
Ramu Rubber Garden	8,175,434	8,175,434
Dabua Rubber Garden	28,960,700	28,960,700
Kanchan Nagar Rubber Garden	881,271	-
Raozan Rubber Garden	6,170,940	6,170,940
Rangamatia Rubber Garden	2,260,156	-
Pirgacha Rubber Garden	24,610,002	5,970,595
Chandpur Rubber Garden	529,062	571,844
Karnojhora Rubber Garden	-	4,352,495
Santospur Rubber Garden	17,258,580	-
Satgaon Rubber Garden	25,056,860	23,802,564
Rupaichora Rubber Garden	36,135,255	19,548,109
Shahjibazar Rubber Garden	19,980,057	33,959,313
Bhatera Rubber Garden	32,132,440	24,486,589
Eastern Wood Works, Tejgaon	4,600	4,600
Sangu Matamahury Timber Extraction unit (SMP)	620,345	620,345
	<b><u>454,977,844</u></b>	<b><u>409,356,448</u></b>

**23. Provision for Income Tax**

Opening Balance	68,352,344	75,465,826
<b>Addition During the year</b>		
Addition during the year	111,999,242	68,352,344
Last Year shortfall Provision	8,586,378	-
	<u>120,585,621</u>	<u>68,352,344</u>
	188,937,965	143,818,170
Less: Adjustment during the year	76,938,723	75,465,826
<b>Closing Balance</b>	<b><u>111,999,242</u></b>	<b><u>68,352,344</u></b>



	<b>2024</b>	<b>2023</b>
	<b><u>Taka</u></b>	<b><u>Taka</u></b>
<b>24. Other Liabilities</b>		
Provision for Gratuity	202,385,289	189,031,071
Short of Rubber Stock ( Lootkirto)	825,857	-
Compensation of Rubber Tree	7,355,043	7,355,043
Accounts Payable	22,218	-
Fund Received Against Golden Handshake	8,878,048	8,878,048
Security Account	4,179,217	5,504,215
Life Cycle of Rubber Tree	6,296,717	6,937,431
Sales of Old Rubber Tree	11,347,418	11,347,418
Sundry Creditors	17,162,612	10,205,969
C and B Deptt. of Bangladesh	2,152,367	2,152,367
Option and RTD Fund	12,351,752	12,351,752
Compensation Account	38,268,032	-
Voluntary Retirement	1,280,650	39,548,682
Bank Overdraft (Pre-Liberation)	58,500	58,500
Advance Against Sales	186,522,882	129,110,665
Rehabilitation Grant	2,414,257	2,414,257
Due to Forest Department	3,973,165	3,973,165
Store Adjustment	7,218,800	7,218,800
Suppliers Balance Current A/C	2,691,959	2,691,959
Interest on BSRS Loan	68,213,064	68,213,064
Cash Credit with Agrani Bank	561,941	561,941
Interest on Cash Credit	995,977	995,977
Accrual and Provision	152,472	152,472
Polish Credit	14,260,000	14,260,000
Interest on Payable of Polish	2,404,547	2,404,547
Stock Shortage	14,156,960	14,982,818
Sida Aid	29,507,760	29,507,760
3% Income Tax on auction Sales	669,022	669,022
Provision for Income Tax on Profit	8,581,971	-
Pay-off A/c (Received from Govt.-2003)	7,559,211	7,559,211
Other Liabilities	3,925,043	5,019,556
Self Group Insurance Scheme	13,858,841	13,027,941
Debt Service Liabilities	6,919,094	6,919,094
Development Charge	1,101,849	1,101,849
Current Account for Head Office Building	12,250,000	12,250,000
	<b><u>700,502,536</u></b>	<b><u>420,018,482</u></b>



	<b>2024</b>	<b>2023</b>
	<b><u>Taka</u></b>	<b><u>Taka</u></b>
<b>25. Sales Revenue</b>		
Dantmara Rubber Garden	191,175,571	74,296,050
Tarakho Rubber Garden	90,575,887	52,843,202
Rangamatia Rubber Garden	49,092,659	14,930,528
Ramu Rubber Garden	41,773,014	23,916,000
Dabua Rubber Garden	86,512,240	44,939,026
Holudia Rubber Garden	99,415,203	46,178,078
Kanchan Nagar Rubber Garden	50,895,230	27,731,120
Raozan Rubber Garden	50,605,258	24,885,467
Raozan- Rangunia Rubber Garden	14,387,686	2,744,775
Pirgacha Rubber Garden	166,707,588	106,157,900
Chandpur Rubber Garden	122,793,295	66,546,880
Santoshpur Rubber Garden	26,607,609	21,759,900
Kamlapur Rubber Garden	61,567,544	51,496,500
Karnojhora Rubber Garden	30,495,756	18,312,250
Satgaon Rubber Garden	40,754,335	16,137,545
Rupaichora Rubber Garden	52,450,581	56,598,299
Shahjibazar Rubber Garden	93,099,394	30,085,361
Bhatera Rubber Garden	32,287,089	18,328,665
<b>Sub Total</b>	<b><u>1,301,195,939</u></b>	<b><u>697,887,546</u></b>
Eastern Wood Works, Tejgaon	193,669,616	133,524,795
FIDCO Furniture Complex	191,915,629	117,094,930
Cabinet Manufacturing Plant, Dhaka	170,170,432	167,768,328
Cabinet Manufacturing Plant, Chittagong	152,079,600	112,142,440
Lumber Processing Complex (LPC)	187,134,313	110,178,385
Sangu Matamahury Timber Extraction unit (SMP)	126,813,867	72,705,041
Wood Treatment Plant (WTP)	174,429,334	58,448,761
Pressure Treatment plant (PTP)	100,997,782	-
<b>Sub Total</b>	<b><u>1,297,210,573</u></b>	<b><u>771,862,679</u></b>
<b>Total</b>	<b><u>2,598,406,512</u></b>	<b><u>1,469,750,225</u></b>



	<b>2024</b>	<b>2023</b>
	<b><u>Taka</u></b>	<b><u>Taka</u></b>
<b>26. Cost of Goods Sold</b>		
Dantmara Rubber Garden	172,060,759	62,627,723
Tarakho Rubber Garden	70,092,412	33,676,456
Rangamatia Rubber Garden	41,421,160	13,736,588
Ramu Rubber Garden	24,526,845	14,560,493
Dabua Rubber Garden	43,740,077	35,837,198
Holudia Rubber Garden	59,181,462	22,109,822
Kanchan Nagar Rubber Garden	32,667,640	12,551,773
Raozan Rubber Garden	30,481,731	17,053,895
Raozan- Rangunia Rubber Garden	9,822,053	4,399,931
Pirgacha Rubber Garden	104,659,707	53,969,460
Chandpur Rubber Garden	93,900,445	34,939,647
Santoshpur Rubber Garden	27,884,470	21,899,167
Kamlapur Rubber Garden	37,308,799	28,463,202
Karnojhora Rubber Garden	23,439,056	7,281,092
Satgaon Rubber Garden	45,847,971	23,618,449
Rupaichora Rubber Garden	65,145,534	89,125,154
Shahjibazar Rubber Garden	124,599,566	51,011,025
Bhatera Rubber Garden	50,191,150	35,065,259
<b>Sub Total</b>	<b><u>1,056,970,837</u></b>	<b><u>561,926,333</u></b>
Eastern Wood Works, Tejgaon	123,223,338	100,910,072
FIDCO Furniture Complex	127,208,146	82,591,662
Cabinet Manufacturing Plant, Dhaka	89,822,832	97,833,593
Cabinet Manufacturing Plant, Chittagong	97,325,581	79,335,020
Lumber Processing Complex (LPC)	140,866,323	73,762,633
Sangu Matamahury Timber Extraction unit (SMP)	103,157,281	52,920,069
Wood Treatment Plant (WTP)	118,027,006	40,019,795
Pressure Treatment plant (PTP)	46,138,829	-
<b>Sub Total</b>	<b><u>845,769,336</u></b>	<b><u>527,372,845</u></b>
<b>TOTAL</b>	<b><u>1,902,740,174</u></b>	<b><u>1,089,299,178</u></b>



	<b>2024</b>	<b>2023</b>
	<b><u>Taka</u></b>	<b><u>Taka</u></b>
<b>27. Other Income</b>		
Head office	253,078,227	353,238,199
G. M Modhupur	32,340,894	26,874,429
G.M Office, Sreemangal	24,251,687	24,180,529
G.M Office, CTG	21,805,135	21,433,691
RTC	4,945,339	5,088,820
<b>Sub Total</b>	<b><u>336,421,282</u></b>	<b><u>430,815,669</u></b>
Dantmara Rubber Garden	2,585,857	6,056,313
Tarakho Rubber Garden	1,123,697	178,037
Rangamatia Rubber Garden	547,321	345,709
Ramu Rubber Garden	305,990	188,340
Dabua Rubber Garden	470,264	352,724
Holudia Rubber Garden	749,542	469,661
Kanchan Nagar Rubber Garden	514,042	280,636
Raozan Rubber Garden	126,763	180,708
Raozan- Rangunia Rubber Garden	42,613	68,740
Pirgacha Rubber Garden	4,317,001	1,604,631
Chandpur Rubber Garden	317,342	808,916
Santoshpur Rubber Garden	5,117,374	10,101,954
Kamlapur Rubber Garden	847,927	496,117
Karnojhora Rubber Garden	100,907	251,230
Satgaon Rubber Garden	808,832	954,122
Rupaichora Rubber Garden	1,122,342	535,434
Shahjibazar Rubber Garden	769,060	1,170,979
Bhatera Rubber Garden	3,119,555	3,405,238
<b>Sub Total</b>	<b><u>22,986,429</u></b>	<b><u>27,449,488</u></b>
Eastern Wood Works, Tejgaon	23,752,912	30,138,422
FIDCO Furniture Complex	12,610,175	16,334,570
Cabinet Manufacturing Plant, Dhaka	31,379,529	26,812,016
Cabinet Manufacturing Plant, Chittagong	17,285,712	14,201,063
Lumber Processing Complex (LPC)	13,491,680	10,460,830
Sangu Matamahury Timber Extraction (SMP)	7,034,161	3,303,943
Wood Treatment Plant (WTP)	11,904,845	8,274,923
Pressure Treatment plant (PTP)	5,102,543	-
<b>Sub Total</b>	<b><u>122,561,557</u></b>	<b><u>109,525,768</u></b>
<b>TOTAL</b>	<b><u>481,969,268</u></b>	<b><u>567,790,925</u></b>



	<b>2024</b>	<b>2023</b>
	<b>Taka</b>	<b>Taka</b>
<b>28. Office and Administrative Expenses</b>		
Head office	120,663,963	105,368,024
G. M Modhupur	15,524,703	15,037,129
G.M Office, Sreemangal	15,717,858	15,061,703
G.M Office, CTG	21,805,135	21,433,691
RTC	4,945,339	5,088,820
<b>Sub Total</b>	<b>178,656,998</b>	<b>161,989,367</b>
Dantmara Rubber Garden	33,233,638	30,720,369
Tarakho Rubber Garden	19,842,402	18,936,555
Rangamatia Rubber Garden	16,089,456	12,841,201
Ramu Rubber Garden	25,756,419	17,900,099
Dabua Rubber Garden	36,921,776	17,566,484
Holudia Rubber Garden	19,845,882	17,639,443
Kanchan Nagar Rubber Garden	14,844,671	14,462,731
Raozan Rubber Garden	21,540,474	14,030,857
Raozan- Rangunia Rubber Garden	6,793,764	5,483,532
Pirgacha Rubber Garden	39,140,964	33,109,870
Chandpur Rubber Garden	23,007,075	26,261,987
Santoshpur Rubber Garden	15,617,124	19,558,067
Kamlapur Rubber Garden	22,540,454	21,216,140
Karnojhora Rubber Garden	8,371,735	9,603,586
Satgaon Rubber Garden	16,276,668	15,908,577
Rupaichora Rubber Garden	31,596,843	33,864,254
Shahjibazar Rubber Garden	37,868,322	29,564,335
Bhatera Rubber Garden	17,069,510	20,885,604
<b>Sub Total</b>	<b>406,357,177</b>	<b>359,553,693</b>
Eastern Wood Works, Tejgaon	31,869,467	32,484,986
Chittagong Board Mills	3,196,154	5,000
FIDCO Furniture Complex	29,288,070	22,210,487
Cabinet Manufacturing Plant, Dhaka	35,260,946	33,674,721
Cabinet Manufacturing Plant, Chittagong	21,761,989	22,053,795
BFIDC, INDUSTRIAL ESTATE	5,000	5,000
Lumber Processing Complex (LPC)	25,997,070	22,994,123
Procurement & Sales Organization (P.S.O)	5,000	5,000
Sangu Matamahury Timber Extraction unit (SMP)	15,429,688	14,794,078
Karnafully Timber Extraction unit (TEX)	2,534,235	2,684,469
Wood Treatment Plant (WTP)	22,379,493	14,772,948
Pressure Treatment Plant (PTP)	18,914,439	-
<b>Sub Total</b>	<b>206,641,551</b>	<b>165,684,608</b>
<b>TOTAL</b>	<b>791,655,726</b>	<b>687,227,669</b>



	<b>2024</b>	<b>2023</b>
	<b><u>Taka</u></b>	<b><u>Taka</u></b>
<b>29. Selling and Distribution Expenses</b>		
Pirgacha Rubber Garden	822607	906,449
Chandpur Rubber Garden	618778	618,482
Santoshpur Rubber Garden	146410	194,927
Kamlapur Rubber Garden	409728	406,519
Karnojhora Rubber Garden	245051	197,790
Satgaon Rubber Garden	199468	215,410
Rupaichora Rubber Garden	362269	588,790
Shahjibazar Rubber Garden	246790	333,246
Bhatera Rubber Garden	248924	277,575
	<b><u>3,300,025</u></b>	<b><u>3,739,188</u></b>
<b>30. Workers' Profit Participation Fund (5%)</b>		
Eastern Wood Works, Tejgaon	2,968,082	1,441,341
FIDCO Furniture Complex	2,287,123	1,363,207
Cabinet Manufacturing Plant, Dhaka	3,641,247	3,003,430
Cabinet Manufacturing Plant, Chittagong	2,394,178	1,188,318
Lumber Processing Complex (LPC)	1,607,743	1,137,260
Sangu Matamahury Timber Extraction unit (SMP)	726,717	-
Tarakho Rubber Garden	84,037	19,439
Wood Treatment Plant (WTP)	2,187,032	568,140
Pressure Treatment Plant (PTP)	1,954,622	-
	<b><u>17,850,781</u></b>	<b><u>8,721,136</u></b>



	<b>2024</b>	<b>2023</b>
	<b><u>Taka</u></b>	<b><u>Taka</u></b>
<b>31. NET PROFIT/ (LOSS) BEFORE TAX</b>		
Dantmara Rubber Garden	(11,532,969)	(12,995,730)
Tarakho Rubber Garden	1,680,733	388,789
Raozan- Rangunia Rubber Garden	(2,185,518)	(11,301,552)
Ramu Rubber Garden	(8,204,260)	(8,356,252)
Dabua Rubber Garden	6,320,651	(8,111,932)
Holudia Rubber Garden	21,137,401	6,898,474
Kanchan Nagar Rubber Garden	3,896,961	997,251
Raozan Rubber Garden	(1,290,184)	(6,018,577)
Rangamatia Rubber Garden	(7,870,636)	(7,069,948)
Pirgacha Rubber Garden	26,390,531	19,776,752
Chandpur Rubber Garden	5,575,372	5,535,680
Santoshpur Rubber Garden	(11,951,024)	(9,790,308)
Kamlapur Rubber Garden	2,156,490	1,906,756
Karnojhora Rubber Garden	(1,463,674)	1,481,012
Satgaon Rubber Garden	(20,760,940)	(22,650,768)
Rupaichora Rubber Garden	(43,416,244)	(66,444,464)
Shahjibazar Rubber Garden	(68,961,703)	(49,652,266)
Bhatera Rubber Garden	(32,102,940)	(34,494,535)
<b>Sub Total</b>	<b><u>(142,581,953)</u></b>	<b><u>(199,901,619)</u></b>
Eastern Wood Works, Tejgaon	59,361,641	28,826,817
Chittagong Board Mills	(3,196,154)	(5,000)
FIDCO Furniture Complex	45,742,465	27,264,143
Cabinet Manufacturing Plant, Dhaka	72,824,936	60,068,600
Cabinet Manufacturing Plant, Chittagong	47,883,564	23,766,369
BFIDC, INDUSTRIAL ESTATE	(5,000)	(5,000)
Lumber Processing Complex (LPC)	32,154,857	22,745,199
Procurement & Sales Organization (P.S.O)	(5,000)	(5,000)
Sangu Matamahury Timber Extraction unit (SMP)	14,534,342	8,294,837
Karnafully Timber Extraction unit (TEX)	(2,534,235)	(2,684,469)
Wood Treatment Plant (WTP)	43,740,648	11,362,800
Pressure Treatment Plant (PTP)	39,092,435	-
<b>Sub Total</b>	<b><u>349,594,498</u></b>	<b><u>179,629,297</u></b>
<b>TOTAL</b>	<b><u>207,012,545</u></b>	<b><u>(20,272,322)</u></b>
BFIDC, Head Office	132,414,264	247,870,175
G.M Office, Modhupur	16,795,191	11,837,301
G.M Office, Sreemongal	8,533,829	9,118,826
	<b><u>157,743,284</u></b>	<b><u>268,826,301</u></b>
<b>TOTAL PROFIT BEFORE TAX OF BFIDC</b>	<b><u>364,755,829</u></b>	<b><u>248,553,979</u></b>

