

b. Inter Branch Transactions:

Transactions among twenty eight branches are routed through head office. The position of inter branch outstanding entries as on December, 2013 is as under:

(Amount in '000 Taka)

Outstanding Period	Debit Entry		Credit Entry	
	No. of entry	Taka	No. of entry	Taka
Less than 3 months	1,690	882,317	1,541	981,269
3 months to 6 months	1,159	108,152	1,351	98,921
6 months to 9 months	368	6127	482	7,157
9 months to 12 months	-	-	-	-
More than 12 months	-	-	-	-
Total	3,217	996,596	3,374	1,087,347

Sufficient provision has been made for the amount of outstanding entries for six month and above.

## 2.17 Core Risk Management

The risk of the Bank is defined as the possibility of losses, financial or otherwise arising from its operation. The overall risk management aspects of the Bank covers 7 (seven) core risk areas of banking i.e. Credit Risk Management, Foreign Exchange Risk Management, Asset Liability Risk Management, Money Laundering Risk Management, Internal Control and Compliance Risk Management and Information Technology Risk Management. The prime objective of the Risk Management is to well-calculate business risks while safeguarding the Bank's capital, its financial resources and profitability from various risks. The Bank has designed and implemented a framework of controls to identify, monitor and manage these risks, which are summarized as follows:

### a. Credit Risk Management

Credit risk is the risk that the counterparty to a financial institution fails to meet its obligation and cause to incur a financial loss. Concentration of credit risk arises when a number of counter parties are engaged in similar business activities or activities in the same geographical region or have similar economic features that would cause their ability to meet contractual obligations to be similarly affected by changes in economic, political or other conditions. Credit risk in the Bank's Portfolio is monitored, reviewed and analyzed by the Credit Risk Management Department (CRMD). CRMD determines the quality of the credit portfolio and assists in minimizing potential losses.

**b. Asset Liability Risk Management**

The asset liability risk is managed by the Asset Liability Committee (“ALCO”) of the Bank. The Asset Liability Committee monthly prepares ALCO paper as per guidelines of Bangladesh Bank. Maturity gap of assets and liabilities and interest rate movement are strongly monitored. As a result the Bank is always maintaining optimum liquidity with required regulatory compliance.

**c. Foreign Exchange Risk Management**

Foreign Exchange Risk is defined as the possibility of losses due to change in exchange rates according to market forces. The Foreign Exchange Risk of the Bank is minimal as all the transactions are carried out on behalf of the customers against underlying Foreign Exchange transactions. Treasury Division independently conducts the transactions and the Back Office of Treasury is responsible for verification of the deals and passing of their entries in the books of account. All foreign exchange transactions are revalued at Mark-to-Market rate as determined by the Bangladesh Bank at the month-end. All Nostro accounts are reconciled on monthly basis and outstanding entries beyond 30 days are reviewed by the Management for their settlement.

**d. Money Laundering Risk Management**

Money laundering risk is defined as the loss of reputation and expenses incurred as penalty for being negligent in prevention of money laundering. For mitigating the risk the Bank has designated Chief Compliance Officer at Head Office and Compliance Officer at Branches, who independently review the transactions of the accounts to verify suspicious transactions. Manuals for Prevention of Money Laundering have been established and uniform Know Your Customer (KYC) and Transaction Profile (TP) has been introduced. Training has been continuously given to all the category of Executives and Officers for developing awareness and skill for identifying suspicious transactions and other Money Laundering related activities.

**e. Internal Control and Compliance Risk**

Operational loss may arise from errors and fraud due to regulatory failure of Internal Control and Compliance. Management through Internal Control and Compliance Division controls procedures of the Bank. Internal Control and Compliance Division undertakes periodical and special audit of the branches and departments at Head Office for review of the operation and compliance of the statutory requirement. The Audit Committee of the Board subsequently reviews the report of the Internal Control and Compliance Division.

**f. Information & Communication Technology Risk**

Information technology has improved over the years and the Bank is gradually becoming dependent on its use for performing our most of the activities. Information & Communication Technology (ICT) encompasses all fields of data/information processing, transmission and communications by means of computers and telecommunication techniques.

For smooth operation of the Bank's activities with desirable efficiency, a network-based computerized system is established in the Bank. A reliable computer-based information system is essential for efficient management and operation of all the areas of the organization and the Bank is moving towards that direction.

In order to govern and control the ICT areas, covering the functions of all the Departments in the Head Office and the Branches & Zones located in different Districts of Bangladesh, the Bank follows the Guidelines of the Bangladesh Bank. These policies are strictly followed at each level in the Bank.

Risk management is an important business discipline that an organization should embrace to minimize the effects of risks on its returns and capitals. ICT Department looks after all the affairs related to computer, printer, UPS, LAN, WAN, Software, Hardware and IT-based technologies as well as their proper maintenance under certain prefixed criteria. Central & Backup Server room have a glass enclosure with lock and key with a responsible person of the ICT Department / Branch Office. Physical access is restricted. Server rooms are air-conditioned and dust proof. Uninterruptible Power Supply (UPS) is used to ensure the power for the servers. CCTV camera is also used to monitor physical security. Servers and workstations are password protected. Database and software's is highly protected by multilevel passwords. The entire password is preserved securely. Besides, all the file and folders are protected from virus by using updates antivirus software. The sensitive information is kept in the restricted area in the networking environment.

#### **g. Environmental Risk Management**

##### **Definition of Environmental Risk**

Environmental risk is a facilitating element of credit risk arising from environmental issues. These can be due to environmental impacts caused by and / or due to the prevailing environmental conditions. These increase risks as they bring an element of uncertainty or possibility of loss in the context of a financing transaction.

##### **Objectives of Environmental Risk Management**

The main objective of the policy will be to contribute to the national/global interest through establishing an environment friendly banking business system which may be achieved through proper utilization of human & physical resources and encouraging channeling of fund to projects/businesses those expose no or very little risk to the environment/climate.

The objectives of the policy are:

- i) To promote sustainable environment friendly initiatives undertaking through adoption of a set of principles and strict adherence to those principles.
- ii) To contribute to the national/global interest through avoidance of financing in specific industry(ies)/project(s)/process(es)/business(es), being harmful or tend to be causing harm to the environment even if they are financially viable;
- iii) To create an atmosphere for the bank and/or its both existing and potential clients to work within an ideal business environment through innovative marketing of innovative banking products;

- iv) To encourage the employees, the existing and potential clients and other stakeholders to develop, practice & promote for developing & using Environment friendly/Green Technology/products/production process;
- v) To develop the attitude among the employees to motivate, encourage the stakeholders through initialization of appropriate in-house environmental risk management system through introduction of appropriate technology;
- vi) To sponsor awareness programs for environment friendly products/technology through practice of Corporate Social Responsibilities (CSR);

## **2.18 Implementation of Basel-II**

### **Calculation of MCR**

Bangladesh Development Bank Limited is regularly reporting The Risk Based Capital Adequacy under Basel-II. The Bank is complying the minimum capital requirement under Master Circular of Capital Adequacy issued and amended from time to time by the Central Bank.

### **Implementation of ICAAP**

The Board approved the 'Process Document' and 'Supervisory Review Process Team' of the Bank to establish the 'Internal Capital Adequacy Assessment Process (ICAAP). BDBL has prepared and submitted Supervisory Review Process Documents to the Bangladesh Bank on the basis of audited accounts as on 31.12.2012.

### **Stress Testing**

The Bank is periodically reporting "Stress Testing Report" before Bangladesh Bank. In fact, Stress Testing is a simulation technique being used on asset and liability portfolios to determine their sensitivity to different financial situations. The stress testing report of BDBL on the basis of financial statement as on 31.12.2013 depicts very strong position of the bank's capability to absorb any sort of shock relating to Capital Adequacy.

### **Market Discipline**

Market discipline is a market based promotion of the transparency and disclosure of the risks associated with the business or entity. BDBL has already complied with the requirement of 'Market Discipline' under Basel-II Capital Adequacy. The aim of the market discipline is to inform all concerned like depositors, creditors, shareholders, Government, Central Bank and the others about the overall risk profile and risk mitigating position of the bank.

## **2.19 General**

- i. Figures have been rounded off to the nearest taka.
- ii. The previous year's figure have been rearranged, where necessary, to conform to the presentation of 31 December, 2013.

## 2.20 Audit Committee

### 2.20.1 Member

An audit committee has been reconstituted by the Board of Directors of the Bank in its 81th meeting held on 28 January, 2013. The member of the Audit Committee was as under:

Sl. No.	Name	Qualification	Status with the Bank	Status with the Committee
1.	Mr. Dewan Nurul Islam	MBA, FCA	Director	Chairman
2.	Mr. Amalendu Mukherjee	MSc. in Marine Science	Director	Member
3.	Professor Dr. Rustom Ali Ahmed	Ph. D	Director	Member
4.	Syed Aftear Hussain Pear	B. Com	Director	Member

### 2.20.2 Activities

The committee reviews the policy and planning executed by the Board of Directors for smooth operation of the bank. The committee acknowledges their responsibility for the system of internal controls, effectiveness and suitable monitoring procedures, proper accounting policies, compliance with the regulations, computerization system, management information system, different risk management of the bank, etc. The committee also ensures the implementation of International Accounting Standards (IAS) and International Financial Reporting Standards (IFRS) as adopted in Bangladesh as BAS and BFRS and other applicable laws at the time of preparation of the annual financial statements. The committee meets with the external auditors and top management of the bank at the time of reviewing the annual financial statements. The committee also reports to the Board of Directors on the findings detected by the Internal Audit Division, External Auditors and Bangladesh Bank Inspection Team on a regular basis.

During the year 2013 the committee conducted 6 (six) meetings in which among others, the following issues were discussed:

- Review of present status of internal audit activities
- Approval of Audited Accounts of BDBL for the year 2012
- Review of Key Performance Indicators of the Branches
- Review of Credit Policy and Delegation of Discretionary Power of the Bank
- Review of Short Term Loan Manual of the Bank
- Review of compliance and implementation of Comprehensive Inspection Report as on 31 December, 2012 by Bangladesh Bank
- Calculation of Cost of Fund of the Bank

## 2.21 Board of Directors

Name of the Directors and the entities in which they have interest during as on 31 December, 2013 are as under:

Sl. No.	Name	Status with the Bank	Name of the firms/companies in which interest as proprietor, partner, director, managing agent, guarantor, employee, etc.	Remarks
1	Prof. Santi Narayan Ghosh	Chairman	Treasurer, Bangladesh Open University, Gazipur.	Appointed as Chairman on 05-09-2012
2	Mr. Dewan Nurul Islam	Director	Vice Chairman, National Asset Management Limited	Reappointed on 20-12-2012
3	Quazi Murshed Hossain Kamal	Director	Chairman, Mona Foods (Pvt.) Ltd., President,; Bangladesh Take wondo Federatio n; President, Udiy Club	Appointed on 20-12-2012
4.	Advocate Md. Abdus Salam	Director	-	Appointed on 20-12-2012
5.	Professor Dr. Rustom Ali Ahmed	Director	Professor, Department of Finance & Banking, University of Rajshahi	Appointed on 20-12-2012
6.	Syed Aftear Hussain Pear	Director	-	Appointed on 20-12-2012
7	Mr. Amalendu Mukherjee	Director	Additional Secretary, Bank and Financial Institution Division, Ministry of Finance, Government of Bangladesh	Reappointed on 06-01-2013
8	Md. Khalilur Rahman Siddiqui	Director	Joint Secretary, Ministry of Industries, Government of Bangladesh	Reappointed on 06 -01-2013
9	Md. Fayekuzzaman	Director	Managing Director, Investment Corporation of Bangladesh	Reappointed on 23 -01-2013
10	Md. Mamun-Al Rashid	Director	Joint Secretary, Bank and Financial Institution Division, Ministry of Finance, Government of Bangladesh	Appointed on 12-12-2013
11	Dr. Md. Zillur Rahman	Managing Director	Bangladesh Development Bank Limited	Reappointed as MD on 09-01-2013

## 2.22 Related Party Transaction

All the directors of the Bank are appointed by the Government of Bangladesh. There was no related party transaction of the directors and they have no loan liability with the Bank during the year.

		Amount in Taka	
		2013	2012
<b>3. CASH</b>			
<b>3.1 Cash in hand</b>			
In local currency		59,564,446	33,516,345
In foreign currencies		-	-
<b>Balance with Bangladesh Bank and Sonali Bank Ltd.</b>	(Note: 3.2)	1,045,295,947	502,950,035
		<b>1,104,860,393</b>	<b>536,466,380</b>
<b>3.2 Balance with Bangladesh Bank &amp; Sonali Bank Ltd.</b>			
Local currency - Bangladesh Bank		1,007,953,893	491,222,401
Local Currency - Sonali Bank Ltd.		3,922,303	4,280,183
Foreign currency-Bangladesh Bank		33,419,751	7,447,451
		1,045,295,947	502,950,035
<b>3.3 Cash Reserve Requirements (CRR)</b>			
<b>6% of average demand and time liabilities</b>			
Required reserve (Average/Day)		875,004,000	462,282,000
Actual reserve held with Bangladesh Bank		1,012,434,000	513,997,000
Excess reserve (Average/Day)		137,430,000	51,715,000
Cash Reserve Requirements (CRR) has been calculated and maintained in accordance with the Section 33 of the Bank Companies Act, 1991 and subsequent BCDCircular# 13 dated 24 May 1992; BRPDCircular# 12, dated 20 Sep, 1999, BRPDCircularNo. 22 dated November 6, 2003, BRPDCircular # 11, dated 25 November 2005, and BRPDCircular # 01, dated 12 January 2009 & MPD circular # 04, Dated 01 December 2010.			
<b>3.3.1 Statutory Liquidity Ratio (SLR)</b>			
This is not applicable for Bangladesh Development Bank Ltd., since both Bangladesh Shilpa Bank and Bangladesh Shilpa Rin Sangstha were exempted from maintaining SLR vide Ministry of Finance Notification.			
<b>4. Balance with Other Banks &amp; Financial Institutions</b>			
In Bangladesh	(Note: 4.1)	<b>10,565,596,926</b>	<b>3,225,423,511</b>
Outside Bangladesh	(Note: 4.2)	60,228,772	75,044,341
		10,625,825,698	3,300,467,852
<b>4.1 In Bangladesh</b>			
Current & Other Account:			
Current account		81,349,201	70,230,734
Short Term Deposit		59,536,633	12,152,234
Depreciation Fund in Savings Account		1,459,746	1,389,197
Term Deposit	(Note: 4.1.1)	9,592,754,346	2,311,154,346
Term Deposit -Depreciation Fund	(Note: 4.1.2)	132,000,000	132,000,000
Term Deposit -Building Fund	(Note: 4.1.3)	65,000,000	65,000,000
Term Deposit -Loan Redemption Fund	(Note: 4.1.4)	633,497,000	633,497,000
		10,565,596,926	3,225,423,511
<b>4.1.1 Term Deposit</b>			
Janata Bank Ltd.		2,300,000,000	-
National Bank of Pakistan		1,250,000,000	-
Rupali Bank Limited		10,000,000	-
United Commercial Bank Ltd.		-	20,000,000
ICB Islami Bank Ltd.		12,754,346	13,154,346
National Bank Ltd.		10,000,000	10,000,000
BASIC Bank Ltd.		1,400,000,000	-
Al-Arafa Islami Bank Ltd.		500,000,000	150,000,000
Bangladesh Krishi Bank		20,000,000	-
Standard Bank Ltd.		1,500,000,000	170,000,000
EXIM Bank Ltd.		620,000,000	370,000,000
Bangladesh Commerce Bank Ltd.		200,000,000	50,000,000
First Security Islami Bank Ltd.		350,000,000	430,000,000
Shahjalal Islami Bank Ltd.		-	30,000,000
Investment Corporation of Bangladesh		-	508,000,000
Meghna Bank Limited		50,000,000	-
NRB Commercial Bank Limited		50,000,000	-
South Bangla Agriculture and Commerce Bank Limited		80,000,000	-
Premier Leasing & Finance Limited		100,000,000	-
BD Finance and Investment Limited		100,000,000	-
Reliance Finance Limited		390,000,000	-
Fareast Finance and Investment Ltd.		100,000,000	-
First Lease Finance and Investment Ltd.		130,000,000	-
Prime Finance & Investment Ltd.		-	50,000,000
National Housing Financing		100,000,000	50,000,000
IDLC Ltd.		-	50,000,000
Lanka Bangla Finance Ltd.		110,000,000	100,000,000
Peoples Leasing and Finance		160,000,000	160,000,000
Uttara Finance and Investment Ltd.		-	50,000,000
United Leasing Co Ltd		-	50,000,000
Union Capital Ltd		50,000,000	50,000,000
		<b>9,592,754,346</b>	<b>2,311,154,346</b>

**4.1.2 Term Deposit -Depreciation Fund**

Reliance Finance Limited  
Investment Corporation of Bangladesh  
Al-Arafa Islami Bank Ltd.  
Exim Bank limited

Amount in Taka	
2013	2012
10000000	57,000,000
-	25,000,000
50,000,000	50,000,000
72,000,000	-
<b>132,000,000</b>	<b>132,000,000</b>

Depreciation Fund was created by erstwhile BSB with a view to meeting capital replacement obligation of the organisation as per directive of Ministry of Finance through Office Memorandum # MF(ABW-3)MISC-17/85/94(13) dated 15th August, 1985. The Board of Directors of the Bank at its 100th ordinary meeting held on the 19th January, 1988 approved the creation and investment of the fund in Government approved securities/ term deposit for use of the fund, when necessary, for the purpose mentioned above.

**4.1.3 Term Deposit -Building Fund**

Union Bank limited  
Investment Corporation of Bangladesh  
Bangladesh Commerce Bank Ltd.

25,000,000	-
-	25,000,000
40,000,000	40,000,000
<b>65,000,000</b>	<b>65,000,000</b>

**4.1.4 Term Deposit -Loan Redemption Fund**

Commerce Bank Ltd.  
United Commercial Bank Ltd.  
ICB Islamic Bank Ltd.  
EXIM Bank Ltd.  
Investment Corporation of Bangladesh  
First Security Islami Bank Limited  
Standard Bank Limited  
Union Bank Limited  
Al-Arafah Islami Bank Ltd.

-	40,000,000
-	50,000,000
13,497,000	13,497,000
120,000,000	30,000,000
250,000,000	100,000,000
50,000,000	200,000,000
200,000,000	170,000,000
-	-
-	30,000,000
<b>633,497,000</b>	<b>633,497,000</b>

Loan Redemption Fund was created by erstwhile BSB by transferring Tk.5.00 crore (6.00 crore subsequently) per month from the loan recovery amount in order to capacitate the Bank to repay the rephased Bangladesh Bank borrowings of Tk.366.03 crore in 18 equal half yearly installment of Tk.20.33 crore commencing from 31st July 2006. During the year required installments have been paid.

**4.2 Outside Bangladesh**

Standard Chartered Bank, USA  
BHF Bank AG, Germany  
Sonali Bank Ltd., India  
Dresdner A.G , London, UK  
Commerz Bank A.G, Germany  
UBAF, Japan

<b>60,228,772</b>	<b>75,044,341</b>
10,934,169	62,642,705
1,138,438	7,027,532
47,870,569	4,470,976
229,938	235,178
-	597,566
55,658	70,384
<b>60,228,772</b>	<b>75,044,341</b>

**4.2.1 Conversion of Foreign Currencies**

Foreign currency transactions have been converted into Taka currency at rates prevailing on the transaction dates. At the balance sheet date, the monetary assets and liabilities are converted into Taka using exchange rate prevailing on that date. The resultant gain during and at the end of year has been reflected in the profit and loss account of the Bank. Exchange loss or gain arising from borrowers accounts are shown under "Exchange Equalization Reserve".

**Currency-wise amount and exchange rate of Balance with other banks & financial institutions outside Bangladesh**

Foreign currency	Amount in F.C	Exchange rate	31.12.2013	31.12.2012
US Dollar	141,960	77.7400	11,036,008	62,747,955
EURO	10,652	106.8735	1,138,438	7,625,093
Great Britain Pound	1,000	128.0755	128,099	129,908
JPY	75,382	0.7384	55,658	70,384
ACUD	615,778	77.7400	47,870,569	4,471,001
<b>Total:</b>			<b>60,228,772</b>	<b>75,044,341</b>

Bank wise position is shown in Annexure-D.

**4.3 Maturity-wise Grouping**

(Balance with Other Banks & financial institutions )

On demand  
Up to 3 months  
More than 3 months to 12 months  
More than 1 year to 5 years  
More than 5 years

1,247,205,972	967,927,339
7,495,119,726	1,402,540,513
1,883,500,000	930,000,000
-	-
-	-
<b>10,625,825,698</b>	<b>3,300,467,852</b>

		Amount in Taka	
		2013	2012
<b>4(a) Consolidated Balance with other Banks &amp; financial Institutions</b>			
In Bangladesh		<b>10,607,123,844</b>	<b>3,234,156,431</b>
Bangladesh Development Bank Limited	(Note: 4.1)	10,565,596,926	3,225,423,511
BDBL Securities Limited		41,526,918	8,732,920
Outside Bangladesh		60,228,772	75,044,341
Bangladesh Development Bank Limited	(Note: 4.2)	60,228,772	75,044,341
BDBL Securities Limited		-	-
		<b>10,667,352,616</b>	<b>3,309,200,772</b>
<b>5. Money at Call &amp; Short Notice</b>			
Inside Bangladesh	(Note: 5.1)	650,077,470	150,075,828
Outside Bangladesh		-	-
		<b>650,077,470</b>	<b>150,075,828</b>
<b>5.1 Inside Bangladesh</b>			
Janata Bank Ltd., Local office		31,593	31,304
Janata Bank Ltd., Corporate office		28,038	27,470
Sonali Bank Ltd., Foreign Exchange Corporate Branch		17,839	17,054
Bangladesh Finance and Investment Company Ltd.		100,000,000	-
Prime Finance & Investment Ltd.		50,000,000	-
Lanka Bangla Finance Ltd.		50,000,000	-
Reliance Finance Ltd.		150,000,000	-
Investment Corporation of Bangladesh		200000000	500000000
Peoples Leasing Limited		50000000	50000000
Union Capital Limited		50000000	50000000
		<b>650,077,470</b>	<b>150,075,828</b>
<b>6. Investments</b>			
Government securities	(Note: 6.1)	3,061,100	4,310,200
Other investment	(Note: 6.2)	7,715,205,462	3,225,964,694
		<b>7,718,266,562</b>	<b>3,230,274,894</b>
<b>6.1 Government Securities</b>			
Treasury Bond		-	-
Prize Bond		3,061,100	4,310,200
		<b>3,061,100</b>	<b>4,310,200</b>
<b>6.2 Other investments</b>			
Shares	(Note: 6.2.1)	5,842,227,479	1,691,370,082
Debentures		32,977,983	34,594,612
Investment in Bond		680,000,000	400,000,000
Investment in Bangladesh fund		1,060,000,000	1,000,000,000
Investment in Subsidiaries		100,000,000	100,000,000
		<b>7,715,205,462</b>	<b>3,225,964,694</b>
<b>6.2.1 Investment in Shares by listing status</b>			
Quoted Shares		5,761,367,733	1,585,410,335
Unquoted Shares		80,859,747	105,959,747
		5,842,227,479	1,691,370,082
<b>Market value shares</b>		<b>24,276,623,090</b>	<b>20,586,125,084</b>
<b>Shares :</b>			
Cost		<b>5,842,227,479</b>	<b>1,691,370,082</b>
<b>Provision for share</b>		<b>130,802,525</b>	<b>150,285,037</b>
<b>6.3 Maturity Wise Grouping of Investments</b>			
On demand		291,129,487	350,062,031
Less than three months		576,136,773	427,348,170
More than three months but less than one year		4,809,600,203	755,747,593
More than one year but less than five years		359,400,000	339,400,000
More than five years		1,682,000,100	1,357,717,100
		<b>7,718,266,562</b>	<b>3,230,274,894</b>
<b>6.4 Provision for Investment</b>			
Required Provision		113,837,729	140,554,359
Provision Maintained		177,320,785	269,623,393
Provision Excess/(Shortage)		<b>63,483,056</b>	<b>129,069,034</b>

		Amount in Taka	
		2013	2012
<b>6(a) Consolidated Investment</b>			
<b>(i) Government Securities</b>			
Bangladesh Development Bank Limited	(Note: 6.1)	3,061,100	4,310,200
BDBL Securities Limited		-	-
		<b>3,061,100</b>	<b>4,310,200</b>
<b>(ii) Other Investments</b>			
Bangladesh Development Bank Limited	(Note: 6.2)	7,715,205,462	3,225,964,694
Less: Invest in Subsidiaries		(100,000,000)	(100,000,000)
BDBL Securities Limited		259,708,019	52,698,403.00
		<b>7,874,913,481</b>	<b>3,178,663,097</b>
		<b>7,877,974,581</b>	<b>3,182,973,297</b>
<b>7. Loans &amp; Advances</b>			
<b>Loans, Cash Credits and Overdrafts, etc. :</b>		<b>15,050,860,218</b>	<b>13,989,581,368</b>
In Bangladesh		15,050,860,218	13,989,581,368
Outside Bangladesh		-	-
<b>Bills purchased &amp; discounted :</b>		<b>406,316,736</b>	<b>753,482,643</b>
Payable in Bangladesh		406,316,736	753,482,643
Payable outside Bangladesh		-	-
		<b>15,457,176,954</b>	<b>14,743,064,011</b>
<b>7.1 Nature-wise Loans &amp; Advances</b>			
Cash credits		2,389,872,648	1,657,618,695
Long term (Amount Due and Not Due)		9,936,452,875	9,581,721,371
Overdrafts		167,939,697	427,251,225
Local Documentary Bill Purchased		406,316,736	753,482,643
Bridge loan		44,320,596	47,476,390
Consumer Loan		84,712,704	117,692,198
Loan under Investor Scheme		2,423,990.68	2,423,991
Staff loan		2,425,137.708	2,155,397.498
		<b>15,457,176,954</b>	<b>14,743,064,011</b>
<b>7.2 Maturity wise grouping of Loans &amp; Advances including bills discounted &amp; purchased</b>			
Repayable on demand		338,704,954	212,874,082
Repayable not more than 3 months		2,378,036,000	1,702,348,047
Repayable over 3 months but not more than 1 year		2,716,612,000	3,102,697,260
Repayable over 1 year but not more than 5 years		3,763,918,000	3,418,269,031
Repayable over 5 years		6,259,906,000	6,306,875,591
		<b>15,457,176,954</b>	<b>14,743,064,011</b>
<b>7.3 Particulars of Advances</b>			
i. Debts considered good in respect of which the Bank is fully secured.		10,246,693,326	9,325,177,074
ii. Debts considered good for which the Bank hold no other security than the debtors		491,029,440	871,174,841
iii. Debts considered good and secured by the personal liabilities of one or more persons in addition to the personal security of the debtors.			
iv. Debts considered doubtful or bad not provided for			
v. Debts due by directors or officers, employees of the banking company or any of them either severally or jointly with any other persons and debt due by companies or firms in which the directors of the banking company are interested as directors, partners or managing agents or in the case of private companies, as members, directors.		2,425,137,708	2,155,397,498
vi. Maximum total amount of advances, including temporary advances made any time during the year to directors or managers or officers of the banking company or any of them either severally or jointly with any other persons.		300,000,000	206,024,000
vii. Debts due from companies or firms in which the directors of the Bank are interested as directors, partners, or managing agents or in case of private companies, as members;		-	-

viii. Maximum total amount of advances including temporary advances granted during the year to the company or firm in which the directors of the banking company are interested as directors, partners, managing agents or in the case of private companies as members.	-	-
ix. Maximum total amount of advances including temporary advances granted during the year to the companies or firms in which the directors of the banking company are interested as directors, partners or managing agents or in the case of private companies as members.	-	-
x. Due from Banking Companies	-	-
xi. Classified advances on which no interest has been charged.	5,210,483,628	5,417,886,937
(a) The balance of bad loan written off is Tk.18,618,769,498 which has been written off as per Bangladesh Bank's Circular No. 02, dated 13 January 2003 and a debt collection unit has been established to take initiative for recovery of that bad loan.	18,618,769,498	19,467,752,333
<b>7.4 Movement of Loans and Advances</b>		
Opening balance	14,743,064,011	10,046,075,415
Add : Disbursed during the year	4,201,365,415	6,012,194,367
Add : Interest charged during the year	1,418,447,763	1,054,116,546
	<b>20,362,877,189</b>	<b>17,112,386,328</b>
Less : Recovery during the year	4,854,601,435	2,068,848,093
	<b>15,508,275,754</b>	<b>15,043,538,235</b>
Less : Written-off and adjustment during the year	51,098,800	300,474,224
Closing balance	<b>15,457,176,954</b>	<b>14,743,064,011</b>
<b>7.5 Significant concentration-wise grouping</b>		
Other Executives and Officers of the Bank	2,425,137,708	2,155,397,498
Customers	255,076,392	547,367,414
Industries	12,776,962,854	12,040,299,099
	<b>15,457,176,954</b>	<b>14,743,064,011</b>
<b>7.6 Division wise Loans &amp; Advances</b>		
Dhaka Division	11,970,645,736	12,300,717,174
Khulna Division	470,772,595	362,647,089
Chittagong Division	948,036,106	603,381,020
Rajshahi Division	852,928,836	640,322,322
Barisal Division	404,469,581	299,624,245
Sylhet Division	72,624,821	52,926,332
Rangpur	737,699,279	483,445,829
	<b>15,457,176,954</b>	<b>14,743,064,011</b>
<b>7.7 Classification Status of Loans and Advances</b>		
<b>Unclassified Loan:</b>	<b>10,246,693,326</b>	<b>9,325,177,074</b>
Standard	7,313,897,976	6,191,116,157
Standard (C.F)	293,092,961	359,005,727
Special Mention Account	222,034,389	626,536,692
Staff Loan	2,417,668,000	2,148,518,498
<b>Classified:</b>	<b>5,210,483,628</b>	<b>5,417,886,937</b>
Sub-Standard	68,605,601	416,891,355
Doubtful	104,493,895	1,579,810,533
Bad/Loss	5,037,384,132	3,421,185,049
<b>Total :</b>	<b>15,457,176,954</b>	<b>14,743,064,011</b>
<b>Provisions required against Loans and Advances</b>		
<b>Unclassified Loan:</b>		
Standard	73,138,980	61,911,162
Standard (C.F)	14,654,648	17,950,286
Special Mention Account	11,101,719	31,326,835
Staff Loan	31,055,680	21,485,185
<b>Classified:</b>		
Sub-Standard	13,721,120	21,085,071
Doubtful	52,246,948	517,174,367
Bad/Loss	2,787,859,381	1,488,032,103
<b>Total :</b>	<b>2,983,778,476</b>	<b>2,158,965,008</b>
<b>Provisions Maintained</b>	3,319,544,479	2,173,791,604
<b>Provisions Surplus/(Deficit)</b>	<b>335,766,003</b>	<b>14,826,596</b>

**7.8 Sector-wise Loans & Advances**

**Industrial Sector**

Food & Allied Products  
Jute & Allied Fibre Products  
Cotton Woolen & Synthetic Textile  
Paper, Paper Products & Printing  
Tannery & its Products  
Non-metallic Mineral products  
Metal Products  
Electrical Machinery & Goods  
Machinery & Spare Parts  
Transport  
Chemicals & Pharmaceuticals  
Petro-Chemicals  
Service Industries  
Rubber Goods  
Miscellaneous

Amount in Taka	
2013	2012
2,649,612,658	2,080,148,215
60,597,094	4,325,728
6,604,879,122	7,110,675,451
102,145,928	140,667,914
48,280,983	64,399,244
173,490,280	86,013,578
232,717,955	189,478,347
76,411,737	59,872,177
27,449,602	20,504,236
31,046,485	28,804,273
296,912,414	279,718,615
120,270,482	95,802,711
397,724,901	538,017,879
5,128,467	2,524,869
4,630,508,846	4,042,110,774
<b>15,457,176,954</b>	<b>14,743,064,011</b>

**7.09 Loans written off**

As per Bangladesh Bank circular no. 02 dated January 2003 and Bangladesh Bank letter no. BRPD(P)661/13(chha)/2003-2230, dated 1 June 2003 classified loans and advances have been written off from the books as and when necessary. The balance position of the written off loans as on 31 December 2012 is Tk.19,467,752,333. The movement of the written-off loans is as follows:

		Amount in Taka	
		2013	2012
Opening balance		19,467,752,333	21,264,517,049
Add: Addition during the year		15,004,387	300,474,224
		19,482,756,720	21,564,991,273
Less: Recovery and adjustment during the year		863,987,222	2,097,238,940
Closing balance		<b>18,618,769,498</b>	<b>19,467,752,333</b>
<b>7(a) Consolidated Loans and Advances</b>			
<b>(i) Loans, Cash Credits and Overdrafts, etc. :</b>			
Bangladesh Development Bank Limited		15,050,860,218	13,989,581,368
BDBL Securities Limited-Overdraft Loan		(90,000,000)	-
BDBL Securities Limited		25,125,871	2,756,351
		<b>14,985,986,089</b>	<b>13,992,337,719</b>
<b>(ii) Bills purchased &amp; discounted :</b>			
Bangladesh Development Bank Limited		406,316,736	753,482,643
BDBL Securities Limited		-	-
		406,316,736	753,482,643
		<b>15,392,302,825</b>	<b>14,745,820,362</b>
<b>8. Fixed Assets including premises, furniture and fixtures</b>			
Opening balance		786,436,262	738,458,891
Add: Addition during the year		45,958,714	66,621,418
Less: Disposal/adjustment during the year		8,242,661	18,644,047
		824,152,315	786,436,262
Less: Accumulated depreciation at the year end		429,316,219	399,072,455
		<b>394,836,096</b>	<b>387,363,807</b>
Revaluation balance during the year		8,188,586,491	8,326,183,884
Closing Balance		<b>8,583,422,587</b>	<b>8,713,547,691</b>
<b>A separate fixed asset schedule is shown in Annexure-A.</b>			
<b>8(a) Consolidated Fixed Assets including premises, furniture and fixtures</b>			
Bangladesh Development Bank Limited	(Note: 8)	8,583,422,587	8,713,547,691
BDBL Securities Limited		9,774,474	9,321,261
		<b>8,593,197,061</b>	<b>8,722,868,952</b>
<b>9. Other Assets</b>			
Stationery & stamps in hand		3,535,971	1,460,872
Stocks & stores (Spare parts)		200,970	200,970
Tax paid in advance	(Note: 9.1)	1,686,589,995	1,431,060,871
Prepaid expenses & security deposit		10,173,263	8,322,257
Utility Bill Receivable from Tenants		-	-
Accrued income (CAD & Branches)	(Note: 9.2)	319,567,434	236,327,912
BSRS Pension & Death Cum Rtd. Benefit Scheme		-	51,161
Suspense A/c. (CAD & Branches)		5,147,542	3,807,146
Investment, Gratuity & Benevolent Fund	(Note: 9.3)	18,271,058	15,084,277
Exchange risk adjustment account		61,359,262	61,359,262
Depreciation Fund- Interest Receivable		26,462,500	26,462,500
Sanchaya Patra Encashment A/C.		71,223,243	166,953,553
Legal Expenses Realizable A/C.		30,272,234	31,175,097
Preliminary expenses BDBL		-	1,903,000
Misc. Receivable		3,364,649	4,170,377
Inter Office Adjustment	(Note: 12.10.1)	365,188,285	-
Temporary Advance		8,246,614	13,086,002
Receivable from Securities		11,623,877	6,928,615
Receivable from BSL		90,277,947	22,306,506
Employees Provident Fund		-	25,515
Interest Receivable on Bond		6,706,400	5,572,390
Penal Interest Receivable on BSRS Tk Loan		-	301,472
Other Charges Receivables from Write off Project		8,577	8,577
		<b>2,718,219,820</b>	<b>2,036,568,332</b>

**9.1 Tax paid in Advance**  
**Movement of the advance tax paid**  
**during the year is as follows:**

Opening balance  
Add : Addition during the year

Less : Adjustment during the year  
Closing balance

Amount in Taka	
2013	2012
1,431,060,871	1,383,273,175
255,529,124	202,720,408
<b>1,686,589,995</b>	<b>1,585,993,583</b>
-	154,932,712
<b>1,686,589,995</b>	<b>1,431,060,871</b>

Year wise break-up of the above amount is shown as follows:

**A: Erstwhile BSRS:**

Accounting year	Assessment year	Corporate Advance Tax	Deducted at source	Total Amount
1997 - 1998	1998 - 1999	-	5,666,165	5,666,165
1998 - 1999	1999 - 2000	-	6,620,718	6,620,718
1999 - 2000	2000 - 2001	12,500,000	4,731,041	17,231,041
2000 - 2001	2001 - 2002	45,473,000	4,391,185	49,864,185
2001 - 2002	2002 - 2003	16,000,000	5,558,725	21,558,725
2002 - 2003	2003 - 2004	4,500,000	7,314,644	11,814,644
2003 - 2004	2004 - 2005	10,000,000	7,020,445	17,020,445
2004 - 2005	2005 - 2006	-	6,936,472	6,936,472
2005 - 2006	2006 - 2007	-	13,412,159	13,412,159
2006 - 2007	2007 - 2008	20,000,000	18,913,584	38,913,584
2007 - 2008	2008 - 2009	10,000,000	20,865,579	30,865,579
2008 - 2009	2009 - 2010	34,848,614	22,489,729	57,338,343
2009 - 2010	2010 - 2011	-	13,223,817	13,223,817
<b>Total (A)</b>		<b>153,321,614</b>	<b>137,144,263</b>	<b>290,465,877</b>

**B: Erstwhile BSB:**

Accounting year	Assessment year	Corporate Advance Tax	Deducted at source	Total Amount in
1994-95	1995-1996	-	223,455,120	223,455,120
1995-96	1996-1997	-	1,388,566	1,388,566
1996-97	1997-1998	-	101,091,067	101,091,067
1997-98	1998-1999	-	69,230,875	69,230,875
1998-99	1999-2000	-	18,911,461	18,911,461
1999-00	2000-2001	-	12,737,817	12,737,817
2000-01	2001-2002	-	13,926,730	13,926,730
2001-02	2002-2003	-	25,698,639	25,698,639
2002-03	2003-2004	-	30,948,020	30,948,020
2003-04	2004-2005	-	32,943,494	32,943,494
2004-05	2005-2006	-	22,924,846	22,924,846
2005-06	2006-2007	-	25,020,846	25,020,846
2006-07	2007-2008	-	24,016,003	24,016,003
2007-08	2008-2009	50,000,000	24,546,660	74,546,660
2008-09	2009-2010	-	18,992,160	18,992,160
2009-10	2010-2011	-	7,727,587	7,727,587
<b>Total (B)</b>		<b>50,000,000</b>	<b>327,625,138</b>	<b>703,559,891</b>

**C: BDBL**

Accounting year	Assessment year	Corporate Advance Tax	Deducted at source	Total Amount in Taka
2010	2011-2012	10,000,000	73,748,710	83,748,710
2011	2012-2013	61,232,451	89,333,534	150,565,985
2012	2013-2014	82,370,218	120,350,190	202,720,408
2013	2014-2015	60,735,632	194,793,491	255,529,123
<b>Total</b>		<b>153,602,669</b>	<b>283,432,434</b>	<b>692,564,226</b>

**Total Advance Tax Paid (A+B+C)**

**1,686,589,994**

**9.2 Accrued Income**

**CAD, Head office:**

Interest on debenture/bond/other  
Rent  
Accrued income from FDR  
Interest on Money at call & Short Notice

	23,970,774	85,674,567
	27,384,961	40,678,205
	262,806,000	97,900,000
	844,444	202,000

**Branch Offices**

**Grand-total**

	4,561,255	11,873,140
	<b>319,567,434</b>	<b>236,327,912</b>

		Amount in Taka	
		2013	2012
<b>9.3 Investment: Gratuity &amp; Benevolent Fund</b>			
Opening balance		15,084,277	14,031,079
Add : Investment during the year		66,819,074	35,508,400
		<b>81,903,351</b>	<b>49,539,479</b>
Less : Encashment during the year		(63,632,293)	34,455,202
Closing balance		<b>18,271,058</b>	<b>15,084,277</b>
<b>9(a) Consolidated Other Assets</b>			
Bangladesh Development Bank Limited	(Note:9)	2,718,219,819	2,036,568,332
Less: Receivable from Security		(11,623,877)	(6,148,778)
Less: Receivable from BSL		(38,035,005)	(22,306,506)
BDBL Securities Limited		8,661,916	20,026,978
		<b>2,677,222,853</b>	<b>2,028,140,026</b>
<b>10. Borrowing from Other Banks, Financial Institutions and Agents, etc.</b>			
Inside Bangladesh	(Note:10.1)	1,148,419,313	1,559,030,954
Outside Bangladesh		-	-
		<b>1,148,419,313</b>	<b>1,559,030,954</b>
<b>a) As per following segregation</b>			
Secured		-	-
Un-Secured		1,148,419,313	1,559,030,954
		<b>1,148,419,313</b>	<b>1,559,030,954</b>
<b>b) As per following maturity grouping</b>			
On Demand		-	-
On Maturity		1,148,419,313	1,559,030,954
		<b>1,148,419,313</b>	<b>1,559,030,954</b>
<b>10.1 Inside Bangladesh</b>			
K.F.W. Counterpart Fund		165,929,516	165,929,516
Long Term Loan from Bangladesh Bank (Block A/c.)		610,046,728	1,016,744,548
Long Term Loan from Bangladesh Bank		96,055,192	192,110,385
DM 3.00 million K.F.W. Loan		7,370,362	7,982,490
Danish Credit Counterpart Fund		7,487,224	7,487,224
Rephased Account with Government (DSL)		61,089,291	102,089,291
SME Refinance from BB		193,141,000	52,087,500
LC Borrowing DSE Not Matured		7,300,000	14,600,000
		<b>1,148,419,313</b>	<b>1,559,030,954</b>
<b>11. Deposits &amp; Other Accounts</b>			
Current and other accounts	(Note: 11.1)	8,947,122,943	2,966,656,013
Bills Payable	(Note: 11.2)	32,119,376	10,909,383
Saving Bank Deposits		454,510,474	401,858,577
Fixed Deposits		10,555,036,049	4,566,142,105
		<b>19,988,788,842</b>	<b>7,945,566,078</b>
<b>11.1 Current &amp; Other Accounts</b>			
Short Term Deposit Account		7,945,430,429	1,971,910,042
Deposit Pension Scheme, SBSS, SSS, CSS		461,518,365	348,616,763
Sundry Deposit		143,371,464	198,058,342
Current Account		278,220,003	232,909,547
Margin Deposits		84,953,218	195,874,785
Guarantee Margin Security Deposits		353,852	353,852
Earnest Money		72,200	72,200
Payable Under Investment Scheme		21,437,248	17,558,581
Investors Deposit Account		8,111,861	-
Deposit in foreign currency		3,654,304	1,301,901
		<b>8,947,122,943</b>	<b>2,966,656,013</b>
<b>11.2 Bills Payable</b>			
Payment Order		31,147,824	10,071,773
Drafts Payable		971,552	837,610
Un-claimed In-operative Account		-	-
		<b>32,119,376</b>	<b>10,909,383</b>
<b>11.3 Deposits &amp; Other Accounts by Maturity</b>			
Payable on demand		764,849,853	270,537,120
Repayable within 1 month		3,238,654,304	361,672,719
Over 1 month but within 6 months		8,737,503,618	4,869,263,237
Over 6 months but within 1 year		6,705,371,464	2,230,659,636
Over 1 year but within 5 years		542,409,603	213,433,366
Over 5 years but within 10 years		-	-
Unclaimed deposits held by the bank more than 10 years		-	-
		<b>19,988,788,842</b>	<b>7,945,566,078</b>

11(a) **Deposit and Other Accounts**

(i) Current and Other Accounts

Bangladesh Development Bank Limited  
BDBL Securities Limited

Amount in Taka	
2013	2012
(Note: 11.1)	
8,947,122,943	2,966,656,013
(254,746)	(3,022,308)
8,946,868,197	2,963,633,705

(ii) Bills Payable

Bangladesh Development Bank Limited  
BDBL Securities Limited

(Note: 11.2)	
32,119,376	10,909,383
-	-
32,119,376	10,909,383

(iii) Savings Bank Deposit

Bangladesh Development Bank Limited  
BDBL Securities Limited

454,510,474	401,858,577
-	-
454,510,474	401,858,577

(iv) Fixed Deposit

Bangladesh Development Bank Limited  
BDBL Securities Limited

10,555,036,049	4,566,142,105
(40,000,000)	(42,000,000)
10,515,036,049	4,524,142,105

<b>19,948,534,096</b>	<b>7,900,543,770</b>
-----------------------	----------------------

12. **Other Liabilities**

Provision for Income tax

(Note: 12.1)

Provision for Deferred Tax

(Note: 12.2)

Accrued Expenses

(Note: 12.3)

Others Funds

(Note: 12.4)

Provision for B/D Equity

Provision for B/D Debenture

Provision for Share

Other Provisions

(Note: 12.5)

Provision for Unclassified Loan

(Note: 12.6)

Provision for classified Loan

(Note: 12.7)

Interest Suspense

(Note: 12.8)

Advance deposit Receipts

(Note: 12.9)

Miscellaneous

(Note: 12.10)

1,748,591,487	1,462,591,487
1,157,536,989	1,144,171,222
515,054,592	360,802,098
250,394,724	161,637,484
66,912,100	92,012,100
46,518,260	73,720,868
63,890,425	103,890,425
389,389,563	293,295,379
131,731,151	121,731,151
3,187,813,328	2,052,060,453
1,273,783,645	972,671,491
223,742,113	433,887,776
194,986,023	234,578,104
<b>9,250,344,401</b>	<b>7,507,050,038</b>

12.1 **Provision for Income Tax**

Opening Balance

Add: Provision made during the year

Less: Adjustment made during the year

1,462,591,487	1,432,024,199
286,000,000	185,500,000
1,748,591,487	1,617,524,199
-	154,932,712
<b>1,748,591,487</b>	<b>1,462,591,487</b>

12.1.1 **Tax Status**

A) **Erstwhile BSB**

Financial Year	Assessment Year	Assessment Status
2003-2004	2004-2005	Settled upto AY 2004-05 and Tax refundable is Tk. 12.65 Crore.
2004-2005	2005-2006	
2005-2006	2006-2007	"
2006-2007	2007-2008	"
2007-2008	2008-2009	"
2008-2009	2009-2010	"
2009-2010	2010-2011	Applied for ADR (Alternative Dispute Resolution)

B) **Erstwhile BSRS**

Financial Year	Assessment Year	Assessment Status
1995-1996	1996-1997	Settled upto AY 1996-97.
1996-1997	1997-1998	Tax cases pending at different levels
1997-1998	1998-1999	"
1998-1999	1999-2000	"
1999-2000	2000-2001	"
2000-2001	2001-2002	"
2001-2002	2002-2003	"
2002-2003	2003-2004	"
2003-2004	2004-2005	"
2004-2005	2005-2006	"
2005-2006	2006-2007	"
2006-2007	2007-2008	"
2007-2008	2008-2009	"
2008-2009	2009-2010	"
2009-2010	2010-2011	"

C) BDBL

Financial Year	Assessment Year	Assessment Status
2010	2011-2012	Pending with ADR
2011	2012-2013	Appeal Pending
2012	2013-2014	Not yet assessed

12.2 Deferred tax liability

A. Deferred Tax on Fixed Asset

Deferred tax liabilities have been computed in accordance with BAS-12 based on taxable temporary difference in carrying amount of the fixed assets and its tax base as follows:

	2013	2012
WDV of Fixed Assets as per Tax Authority	187,727,224	185,741,412
WDV of Fixed Assets as per Accounts	394,836,096	387,363,807
Taxable/(deductible) temporary difference	<b>(207,108,872)</b>	<b>(201,622,395)</b>
Applicable tax rate	42.50%	42.50%
<b>Deferred tax assets/(liabilities)</b>	<b>(88,021,271)</b>	<b>(85,689,518)</b>

B. Deferred Tax on Asset Revaluation Reserve

Asset Revaluation Reserve on 01-01-2013  
Less :Adjustment for depreciation during the year  
Less :Adjustment for sold Assets

Asset Revaluation Reserve on 01-01-2013	7,267,702,180	7,194,622,087
Less :Adjustment for depreciation during the year	(137,117,394)	(137,237,394)
Less :Adjustment for sold Assets	(479,999)	(840,000)
	<b>7,130,104,787</b>	<b>7,056,544,693</b>
Applicable tax rate	15%	15%
<b>Deferred tax asset/(liability)</b>	<b>(1,069,515,718)</b>	<b>(1,058,481,704)</b>

**Total deferred tax liability (A+B)**

**(1,157,536,989)**      **(1,144,171,222)**

12.3 Accrued Expense

Accrued Interest	475,617,748	325,149,070
Accrued Expense	37,328,658	33,529,072
Accrued Payroll	2,108,186	2,123,956
	<b>515,054,592</b>	<b>360,802,098</b>

12.4 Other Funds

Pension & Death Cum Retirement	245,284,430	148,563,228
Employees Provident Fund	885,295	1,215,043
Employees Gratuity Fund	-	-
Employees Benevolent Fund	4,224,999	11,859,213
	<b>250,394,724</b>	<b>161,637,484</b>

12.5 Other Provisions

Provision for Bonus	75,449,247	55,789,215
Provision for Suspense Account	10,000,000	10,000,000
Dividend to Govt.	100,000,000	75,000,000
Payable to Govt. Against Share Dividend	11,893,266	10,459,114
Provision for Realizable legal Expenses	31,386,788	31,386,788
Provision for Interest on Depreciation Fund	26,462,500	26,462,500
Provision for Off Balance Sheet Items	8,450,000	8,450,000
Provision for Exchange Risk Adjustment A/c	61,359,262	61,359,262
Provision for Other Asset	64,388,500	14,388,500
	<b>389,389,563</b>	<b>293,295,379</b>

12.6 Provision for Un-Classified Loan

Provision held at the beginning of the year	121,731,151	127,231,151
Fully provided debts written off(-)	-	-
Recoveries of amount Previously Written Off(+)	-	-
Specific provision for the year (+)	10,000,000	-
Provision Transfer to other Assets	-	-
Excess provision transferred to Provision for CI Loan (-)	-	(12,500,000)
Specific Provision For Special Mentioned A/C.(+)	-	7,000,000
<b>Provision held at the end of the Year</b>	<b>131,731,151</b>	<b>121,731,151</b>

12.7 Provision for Classified Loan

Provision held at the beginning of the year	2,052,060,453	1,641,112,056
Fully provided debts written off/loan liquidated(-)	(11,199,470)	(134,328,058)
Recoveries of amount Previously Written Off(+)	198,865,469	545,276,455
Specific provision for the year (+)	948,086,877	-
Recoveries & provision no longer required (-)	-	-
Excess provision transferred from Un classified loan	-	-
<b>Provision held at the end of the Year</b>	<b>3,187,813,328</b>	<b>2,052,060,453</b>

		Amount in Taka	
		2013	2012
<b>12.8 Interest Suspense</b>			
Opening Balance		851,892,052	1,035,307,055
Add: Credited during the year		474,799,669	252,211,430
Less: Transferred to Income		(160,812,855)	(175,903,913)
Less: Written off during the year		(1,109,553)	(26,302,575)
Less: Adjustment during the year		(23,914,305)	(233,419,945)
Closing Balance		1,140,855,008	851,892,052
Add: Interest Suspense A/C (IDCP)		132,928,637	120,779,439
		<b>1,273,783,645</b>	<b>972,671,491</b>
<b>12.9 Advance Deposits Receipts</b>			
L/C Charge Received in Advance		383,965	383,965
Commitment charge received in Advance		81,349	81,349
Other Deposits Received in Advance		75,510,347	65,063,836
Sundry Deposits( Cash Credit & Bridge Loan)		15,317,901	7,820,000
Advance Rent Received on Bank's Premises		5,057,946	65,563,179
Sundry Deposits (LAD)		-	206,500
Sundry Deposits( Write Off)		127,390,606	294,768,947
		<b>223,742,113</b>	<b>433,887,776</b>
<b>12.10 Miscellaneous</b>			
FCTA Exchange Premium		101,090,785	101,090,785
FCTA Penal Premium		13,980,633	13,980,633
Liabilities towards BSB & EPF		6,394,900	6,394,900
Sanchaya Patra Sold		18,160,000	8,462,750
Inter Branch Adjustment Account	(Note: 12.10.1)	-	19,531,124
Special Adjustment Account		76,000	25,815,834
Managed Fund		725,542	725,542
Exchange Equalization Account		50,014,200	50,014,200
Liability for Other finance		1,444	1,444
Other Payable		18,578	427,730
Suspense Others		-	1,658,319
Liability for Other Expenses		4,523,940	6,474,843
Payable to CDBL		-	-
Clients Payable		-	-
		<b>194,986,023</b>	<b>234,578,104</b>
<b>12.10.1 Inter office adjustment account</b>			
CAD Current Account in Branch Office Book		(1,880,241,124)	4,818,031,156
Branch Office Current Account in CAD's Book		1,543,092,549	(4,818,812,027)
LAD's Current Account in CAD's Book		258,989,012	471,880,047
CAD's Current Account in LAD's Book		(281,523,157)	(452,617,756)
Brokerage House C/A in CAD's Book		(1,320,164)	-
Brokerage House C/A in Pr. Br.		1,320,164	-
Inter Branch Current Account		(5,505,565)	1,049,704
		<b>(365,188,285)</b>	<b>19,531,124</b>
<b>12(a) Consolidated Other Liabilities</b>			
Bangladesh Development Bank Limited	(Note: 12)	9,250,344,401	7,507,050,038
BDBL Securities Limited		84,865,969	35,832,359
Less: Payable to BDBL (Client A/C.)		(38,035,005)	(22,306,506)
Less: Payable to BDBL		(11,623,877)	(6,148,778)
		<b>9,285,551,489</b>	<b>7,514,427,113</b>
<b>13 CAPITAL</b>			
<b>Authorized Capital:</b>			
100,000,000 Shares of Tk.100 each		<b>10,000,000,000</b>	<b>10,000,000,000</b>
<b>Issued, Subscribed and Paid up Capital:</b>			
40,000,000 Shares of Tk.100 each fully paid by the government and government nominated shareholders.		<b>4,000,000,000</b>	<b>4,000,000,000</b>
<b>13.1 Capital Adequacy Ratio (CAR)</b>			
<b>CONSOLIDATED STATEMENT</b>			
<b>i) Core Capital (Tier-i)</b>			
Paid-up Capital		4,000,000,000	4,000,000,000
General Reserve		2,505,000,000	1,865,000,000
Statutory Reserve		1,685,306,336	1,423,606,336
Retained Earnings		78,061,012	44,583,189
Less:Any investment exceeding Approved limit as per BCA 1991		-	-
		<b>8,268,367,348</b>	<b>7,333,189,525</b>
<b>ii ) Supplementary Capital (Tier-ii)</b>			
General Provision		124,183,150	130,181,150
Assets Revaluation Reserves up to 50%		3,559,535,386	3,633,851,090
Less:Any investment exceeding Approved limit as per BCA 1991		-	-
		<b>3,683,718,536</b>	<b>3,764,032,240</b>

		Amount in Taka	
		2013	2012
<b>iii) Additional Supplementary Capital (Tier-iii)</b>			
Short-term subordinated debt		-	-
<b>Total Supplementary Capital (ii+iii)</b>		<b>3,683,718,536</b>	<b>3,764,032,240</b>
<b>Total Eligible Capital (Tier-i+ii+iii)</b>		<b>11,952,085,885</b>	<b>11,097,221,765</b>
<b>Total Risk Weighted Assets</b>		<b>48,257,400,000</b>	<b>40,576,327,319</b>
10% of Total Risk Weighted Assets		4,825,740,000	4,057,632,732
<b>Required Capital (10% of Risk Weighted Assets or Tk.400.00 crore whichever is higher)</b>		<b>4,825,740,000</b>	<b>4,057,632,732</b>
<b>Capital Surplus (A-C)</b>		<b>7,126,345,885</b>	<b>7,039,589,034</b>
<b>Capital Adequacy Ratio</b>		24.77%	27.35%
Core Capital to Risk Weighted Assets		17.13%	18.07%
Supplementary Capital to Risk Weighted Assets		7.63%	9.28%
<b>SOLO STATEMENT</b>			
<b>i) Core Capital (Tier-i)</b>			
Paid-up Capital		4,000,000,000	4,000,000,000
General Reserve		2,505,000,000	1,865,000,000
Statutory Reserve		1,685,306,336	1,423,606,336
Retained Earnings		60,267,744	41,857,328
Less: Any investment exceeding Approved limit as per BCA 1991		-	-
		<b>8,250,574,080</b>	<b>7,330,463,664</b>
<b>ii) Supplementary Capital (Tier-ii)</b>			
General Provision		124,183,150	130,181,150
Assets Revaluation Reserves up to 50%		3,559,535,386	3,633,851,090
Less: Any investment exceeding Approved limit as per BCA 1991		-	-
		<b>3,683,718,536</b>	<b>3,764,032,240</b>
<b>iii) Additional Supplementary Capital (Tier-iii)</b>			
Short-term subordinated debt		-	-
<b>Total Supplementary Capital (ii+iii)</b>		<b>3,683,718,536</b>	<b>3,764,032,240</b>
<b>A</b>	<b>Total Eligible Capital (Tier-i+ii+iii)</b>	<b>11,934,292,617</b>	<b>11,094,495,904</b>
<b>B</b>	<b>Total Risk Weighted Assets</b>	<b>48,155,800,000</b>	<b>40,693,664,377</b>
	10% of Total Risk Weighted Assets	4,815,580,000	4,069,366,438
<b>C</b>	<b>Required Capital (10% of Risk Weighted Assets or Tk.400.00 crore whichever is higher)</b>	<b>4,815,580,000</b>	<b>4,069,366,438</b>
<b>D</b>	<b>Capital Surplus (A-C)</b>	<b>7,118,712,617</b>	<b>7,025,129,466</b>
<b>Capital Adequacy Ratio</b>		<b>24.78%</b>	<b>27.26%</b>
Core Capital to Risk Weighted Assets		17.13%	18.01%
Supplementary Capital to Risk Weighted Assets		7.65%	9.25%
<b>14.</b>	<b>Quasi Equity</b>	<b>134,744,560</b>	<b>134,744,560</b>
This was created as per government decision in 1982 by converting the 3rd, 5th, 6th and 8th UK credits received by erstwhile BSB. This liability has been waived by the government of Bangladesh.			
<b>15.</b>	<b>Statutory Reserve</b>		
	Opening Balance	1,423,606,336	1,218,006,336
	Add: Addition made for the year	261,700,000	205,600,000
	<b>Closing Balance</b>	<b>1,685,306,336</b>	<b>1,423,606,336</b>
<b>16.</b>	<b>General, Revaluation &amp; Other Reserve</b>	<b>10,589,978,287</b>	<b>10,098,609,694</b>
<b>16.1</b>	<b>General Reserve</b>		
	Opening Balance	1,865,000,000	1,310,000,000
	Add: Appropriation made for the year	640,000,000	555,000,000
	Less: Transferred to Paid-Up Capital	-	-
	<b>Closing Balance</b>	<b>2,505,000,000</b>	<b>1,865,000,000</b>
<b>16.2</b>	<b>Asset Revaluation reserve</b>	<b>7,119,070,773</b>	<b>7,267,702,180</b>
	Opening balance	7,267,702,180	7,194,622,087
	Less :Adjustment for sold asset	(479,999)	(840,000)
	Less: Adjustment for depreciation for the year	(137,117,394)	(137,237,394)
	Less :Provision for deferred tax	(11,034,014)	211,157,487
	<b>Closing balance</b>	<b>7,119,070,773</b>	<b>7,267,702,180</b>

(Note: 16.2.1)

Asset-wise break-up of revaluation surplus is as under:

Particulars	Land	Building	Motor vehicle	Total
Valuation Surplus	2,699,348,543	4,352,896,464	4,299,686	7,056,544,693
Adjustment for deferred tax liabilities				211,157,487
				<b>7,267,702,180</b>
Less: Adjustment for sold asset	-	-	(479,999)	(479,999)
	2,699,348,543	4,352,896,464	3,819,687	7,267,222,181
Less: Adjustment for depreciation	-	(135,393,358)	(1,724,036)	(137,117,394)
Less : Adjustment for deferred tax	-	-	-	(11,034,014)
<b>Balance</b>	<b>2,699,348,543</b>	<b>4,217,503,106</b>	<b>2,095,651</b>	<b>7,119,070,773</b>

	Amount in Taka	
	2013	2012
<b>16.2(a) Consolidated Asset Revaluation reserve</b>		
Bangladesh Development Bank Limited	7,119,070,773	7,267,702,180
BDBL Securities Limited	90,392,706	-
<b>Total</b>	<b>7,209,463,479</b>	<b>7,267,702,180</b>
<b>16.2.1</b> Deferred tax liabilities on asset revaluation reserve have been computed in accordance with BAS-12, on the assumption that this will be taxable is the form of capital gain and hence relevant tax rate is applied.		
<b>16.3 Other Reserve</b>	<b>965,907,514</b>	<b>965,907,514</b>
<b>Capital Reserve</b>		
Opening Balance	66,503,916	66,503,916
Add: Appreciation made for the year	-	-
<b>Closing Balance</b>	<b>66,503,916</b>	<b>66,503,916</b>
<b>Reserve for unforeseen losses</b>		
Opening Balance	560,000	560,000
Add: Appreciation made during the year	-	-
<b>Closing Balance</b>	<b>560,000</b>	<b>560,000</b>
<b>Building Fund</b>		
Opening Balance	539,241,000	539,241,000
Add: Appropriation made for the year	-	-
<b>Closing Balance</b>	<b>539,241,000</b>	<b>539,241,000</b>
<b>Special Assistance Fund</b>		
Opening Balance	109,161,572	109,161,572
Add: Appreciation made for the year	-	-
<b>Closing Balance</b>	<b>109,161,572</b>	<b>109,161,572</b>
In accordance with the Industrial Policy 1986, a Special Assistance Fund (SAF) was created by erstwhile BSB as the prime DFI of the country to provide concessional loans to projects:		
a. Based on local innovation and invention of product and process;		
b. Utilizing locally manufactured capital goods; and		
c. For production of capital machinery and other non-traditional items.		
<b>Equity Adjustment Reserve</b>		
Opening Balance	43,206,475	43,206,475
Add: Appreciation made for the period	-	-
Less: adjustment during the year	-	-
<b>Closing Balance</b>	<b>43,206,475</b>	<b>43,206,475</b>
<b>Exchange Equalization reserve</b>		
Opening Balance	131,518,243	131,518,243
Add: Addition/adjustment for the year	-	-
<b>Closing Balance</b>	<b>131,518,243</b>	<b>131,518,243</b>
<b>Special reserve</b>		
Opening Balance	75,716,308	75,716,308
Add: Appreciation made for the period	-	-
Less: adjustment during the year	-	-
<b>Closing Balance</b>	<b>75,716,308</b>	<b>75,716,308</b>

Special reserve was created by erstwhile BSRS as per section 29(1)(V) of the Income Tax Ordinance, 1984.

		Amount in Taka	
		2013	2012
<b>16.3(a) Consolidated Other Reserve</b>			
	Bangladesh Development Bank Limited	965,907,514	965,907,514
	BDBL Securities Limited	2,000,000	-
	<b>Total</b>	<b>967,907,514</b>	<b>965,907,514</b>
<b>16.4 Contingent Liabilities</b>			
	Acceptance for FC guarantee	100,873,742	100,873,742
	Letters of Credit	694,220,700	698,328,184
	Irrevocable letter of credits	-	-
	Bills for collection	-	-
	Other contingent liabilities	-	-
	<b>Total</b>	<b>795,094,442</b>	<b>799,201,926</b>
<b>16(a) Consolidated Retained earnings</b>			
	Bangladesh Development Bank Limited	60,267,744	41,857,328
	BDBL Securities Limited	17,793,268	2,725,861
	<b>Total</b>	<b>78,061,012</b>	<b>44,583,189</b>

	Amount in Taka	
	2013	2012
<b>17. Profit &amp; Loss Account</b>		
Profit during the year	1,308,442,169	1,027,988,307
Less: Provision for Income Tax	(286,000,000)	(185,500,000)
Less: Provision for Deferred Tax	(2,331,753)	(5,527,438)
Less: Statutory Reserve	(261,700,000)	(205,600,000)
Less: General Reserve	(640,000,000)	(580,000,000)
Less: Building Fund	-	-
Less: Dividend to Government	(100,000,000)	(50,000,000)
Less: Retained Surplus	(18,410,416)	(1,360,869)
	-	-
<b>18. Interest Income</b>		
Interest on taka loans	426,935,993	404,283,430
Interest on amount due	51,858,723	28,143,146
Interest on money at call & short notice	52,183,443	44,356,671
Interest on term deposit	719,061,404	485,211,176
Interest on F.C. A/c. with Bangladesh Bank	122,095	32,350
Interest on advances	523,822,801	421,471,317
Interest on staff loan	81,384,836	70,312,062
Interest on LTR	26,346,737	37,706,005
Interest on LDBP	95,599,587	16,810,676
Interest on Bridge Financing	-	82,393
Interest Waiver Receipt From Govt.	-	-
Interest on Account with First BSRs Mutual Fund	-	-
	<b>1,977,315,618</b>	<b>1,508,409,226</b>
<b>18(a) Consolidated interest Income</b>		
Bangladesh Development Bank Limited	1,977,315,618	1,508,409,226
BDBL Securities Limited-Overdraft Int.	(2,876,024)	-
BDBL Securities Limited	4,038,919	926,616
	<b>1,978,478,513</b>	<b>1,509,335,842</b>
<b>19. Interest paid on Borrowing, Deposit, etc.</b>		
Interest on L. C Borrowing from GOB	653,310	943,040
Interest on Borrowing from B. Bank	11,807,712	12,770,692
Interest on Deposit at call	49,451,597	17,772,986
Interest on F.D. Account	714,636,076	462,251,201
Interest on S.B Account	19,954,035	17,512,898
Interest on STD Account	168,750,018	76,913,499
Interest on Deposit Pension Scheme	63,001,028	40,398,521
	<b>1,028,253,776</b>	<b>628,562,837</b>
<b>19 (a) Consolidated Interest paid on Borrowing, Deposit, etc.</b>		
Bangladesh Development Bank Limited	1,028,253,776	628,562,837
BDBL Securities Limited-FDR Int.	(5,058,607)	(7,622,033)
	<b>1,023,195,169</b>	<b>620,940,804</b>
<b>20. Investment Income</b>		
Profit on sale of Shares/Securities	1,276,234,609	114,008,344
Dividend on Shares/Securities	588,582,534	297,979,942
Interest on Debentures	1,628,362	5,412,523
Interest on Bond	56,360,755	54,870,310
	<b>1,922,806,260</b>	<b>472,271,119</b>
<b>20(a) Consolidated Investment Income</b>		
Bangladesh Development Bank Limited	1,922,806,260	472,271,119
BDBL Securities Limited	25,231,217	1,498,364
<b>Total</b>	<b>1,948,037,477</b>	<b>473,769,483</b>
<b>21. Commission, Exchange &amp; Brokerage</b>		
Other Fees Commission & Charges	793,504	1,270,063
Commission on F.C./ L.C.	5,673,467	17,911,619
Commission on Bills for Collection	5,267,266	7,821,909
Acceptance Commission	1,579,707	-
Exchange Commission	25,329,924	11,180,976
Brokerage Commission	4,829,289	4,146,169
Commission on Remittance	151,762	3,334,840
Commission on Taka guarantee	6,113,819	99,436
	<b>49,738,738</b>	<b>45,765,012</b>
<b>21(a) Consolidated Commission, Exchange &amp; Brokerage</b>		
Bangladesh Development Bank Limited	49,738,738	45,765,012
BDBL Securities Limited	13,749,484	2,988,704
<b>Total</b>	<b>63,488,222</b>	<b>48,753,716</b>

		Amount in Taka	
		2013	2012
<b>22. Other Operating Income</b>			
Rent on Bank's Premises		199,104,070	182,308,839
Profit on Sale of Assets		336,498	358,888
Technical Examination Fees		3,722,314	3,381,282
Legal Amount & Documentation Charges		2,701,889	1,943,395
Miscellaneous Earnings		23,656,090	12,907,700
Management Fee		1,000,000	500,000
Gain or Loss on Re-valuation of F.C A/c.		3,268,479	5,618,092
Income from write off loan account		115,507,834	286,846,485
		<b>349,297,175</b>	<b>493,864,681</b>
<b>22(a) Consolidated other operating income</b>			
Bangladesh Development Bank Limited		349,297,175	493,864,681
BDBL Securities Limited		1,180,742	1,002,526
<b>Total</b>		<b>350,477,917</b>	<b>494,867,207</b>
<b>23. Salaries &amp; Allowances</b>			
Salary and Allowances		290,816,622	264,542,742
Bank's contribution to Employees P.F		1,048,468	39,981
Staff House Rent		-	-
Payroll Taxes		5,205,946	6,807,246
Staff overtime Allowances		10,334,357	11,300,304
Employees Gratuity & Pension	23.1	301,061,833	284,175,248
Staff welfare facilities		13,132,700	13,503,100
Staff education expenses		108,600	199,900
Festival bonus		28,094,042	27,297,898
Incentive bonus		74,200,000	53,000,000
		<b>724,002,568</b>	<b>660,866,419</b>
Less: Managing Director/Chief Executive's remuneration		(3,362,000)	(3,104,000)
		<b>720,640,568</b>	<b>657,762,419</b>
<b>23.1 Employees Gratuity &amp; Pension</b>			
As per valuation report submitted by Z Halim and Associates, Actuary , a shortfall of provision to the employees gratuity & pension fund stood at Tk. 278,518,000 as on 31 December 2013. To makeup this shortfall the actuary recommended compensation of Tk.10.00 crore per annum for three consecutive years and monthly contribution of 55% of basic pay. However, the Board has decided in its 109th meeting held on 3rd February, 2014 to contribute Tk.20.00 crore as past liability and Tk.10.00 crore as regular contribution for 2013 being 55% of basic pay. Accordingly, this amount has been provided in the accounts.			
<b>23(a) Consolidated Salary &amp; Allowances</b>			
Bangladesh Development Bank Limited	(note-23)	720,640,568	657,762,419
BDBL Securities Limited		6,637,484	4,936,524
		<b>727,278,052</b>	<b>662,698,943</b>
<b>24. Rent, Taxes, Insurance, Lighting, etc.</b>			
Rent & Property Taxes		21,630,575	20,507,455
Electricity, Light & Gas		13,114,463	10,777,102
Insurance, Telex & Rental		7,136,332	4,696,708
		<b>41,881,370</b>	<b>35,981,265</b>
<b>24(a) Consolidated Rent, Taxes, Insurance, Lighting, etc.</b>			
Bangladesh Development Bank Limited	(note-24)	41,881,370	35,981,265
BDBL Securities Limited		2,949,829	2,405,416
		<b>44,831,199</b>	<b>38,386,681</b>
<b>25. Legal and Professional Expenses</b>			
Legal & Documentation Charges		3,108,948	1,484,984
Professional Charges		2,091,393	949,329
		<b>5,200,341</b>	<b>2,434,313</b>
<b>25(a) Consolidated Legal and Professional Expenses</b>			
Bangladesh Development Bank Limited	(note-25)	5,200,341	2,434,313
BDBL Securities Limited		49,950	140,863
		<b>5,250,291</b>	<b>2,575,176</b>
<b>26. Postage, Telegram &amp; Telephone</b>			
Postage & Telegram		8,172,355	1,115,200
Telephone-Local & Trunk call		6,269,142	3,187,663
		<b>14,441,496</b>	<b>4,302,863</b>

		Amount in Taka	
		2013	2012
<b>26(a) Consolidated Postage, Telegram &amp; Telephone</b>			
Bangladesh Development Bank Limited	(note-26)	14,441,496	4,302,863
BDBL Securities Limited		62,488	33,231
		<b>14,503,984</b>	<b>4,336,094</b>
<b>27. Stationary, Printing &amp; Advertisement</b>			
Printing & Stationary		12,444,459	12,065,889
Advertisement		4,399,353	2,425,666
		<b>16,843,811</b>	<b>14,491,555</b>
<b>27(a) Consolidated Stationary, Printing &amp; Advertisement</b>			
Bangladesh Development Bank Limited	(note-27)	16,843,811	14,491,555
BDBL Securities Limited		382,075	296,009
<b>Total</b>		<b>17,225,886</b>	<b>14,787,564</b>
<b>28. Director Fees</b>		<b>1,496,750</b>	<b>1,016,666</b>
Each director is paid Tk.5,000 per meeting per attendance			
<b>28(a) Consolidated Director Fees</b>			
Bangladesh Development Bank Limited	(note-28)	1,496,750	1,016,666
BDBL Securities Limited		173,321	186,005
		<b>1,670,071</b>	<b>1,202,671</b>
<b>(b) Consolidated Auditor Fees</b>			
Bangladesh Development Bank Limited		489,200	386,000
BDBL Securities Limited		80,000	80,000
		<b>569,200</b>	<b>466,000</b>
<b>29. Depreciation &amp; Repair of Bank's Assets</b>			
Depreciation of fixed assets		31,947,208	27,801,346
Repair & maintenance of bank's properties		40,003,707	24,058,765
		<b>71,950,915</b>	<b>51,860,111</b>
<b>29(a) Consolidated Depreciation &amp; Repair of Bank's Assets</b>			
Bangladesh Development Bank Limited	(note-29)	71,950,915	51,860,111
BDBL Securities Limited		1,723,534	1,341,468
		<b>73,674,449</b>	<b>53,201,579</b>
<b>30. Other Expenditure</b>			
Repairs of rental property		50,554	102,762
Entertainment		7,535,679	3,931,854
Donation & subscription		1,598,510	2,608,450
Corporate social responsibility		13,327,100	4,431,000
Sundries		13,887,040	8,101,968
Books and periodicals		263,081	243,748
Lunch Subsidy		38,659,092	25,499,601
Business development expenditure		2,548,189	1,707,910
Expenditure in minor assets		20,760	13,938
Staff training expenses		2,326,321	1,511,640
Liveries & uniform		1,238,491	1,038,640
Local conveyance		5,979,075	5,668,574
Staff medical facilities		310,096	251,583
TA/DA & conveyances		9,465,386	8,268,361
TA/DA Directors		1,352,844	-
Motor car running expenses		10,957,943	10,201,249
Staff bus facilities		11,877,572	11,018,098
Honorarium		125,875	711,537
Branch Opening Expense		679,829	568,477
Other expenditure		9,717,765	2,496,399
Stock exchange charges		4,359,061	1,027,065
Sports Culture & Recreation		1,300,000	-
Interest waived		29,463	-
written-off expense		1,903,000	3,016,848
		<b>139,512,725</b>	<b>92,419,702</b>
<b>30(a) Consolidated Other Expenses</b>			
Bangladesh Development Bank Limited	(note-30)	139,512,725	92,419,702
BDBL Securities Limited		3,941,955	2,158,160
		<b>143,454,680</b>	<b>94,577,862</b>

		Amount in Taka	
		2013	2012
<b>31. Provision for Loans and Advances &amp; other Investments</b>			
<b>Provision for Loan &amp; Advances</b>		<b>946,642,671</b>	-
For unclassified Loans		10,000,000	-
For classified Loans		936,642,671	-
<b>Other Provision</b>		-	-
Off-Balance Sheet Items		-	-
Investment in Shares		-	-
Others		-	-
		<b>946,642,671</b>	-
<b>31(a) Provision for Loans and Advances</b>			
Bangladesh Development Bank Limited	(note-31)	946,642,671	-
BDBL Securities Limited (Margin Loan)		223,695	27,564
		<b>946,866,366</b>	<b>27,564</b>
<b>Provision for Investment</b>			
Bangladesh Development Bank Limited		-	-
BDBL Securities Limited		6,162,475	950,094
		<b>6,162,475</b>	<b>950,094</b>
<b>32. Closing Cash &amp; Cash Equivalent</b>			
Cash in hand		59,564,446	33,516,345
Balance with Bangladesh Bank(Including Foreign Currencies)		1,045,295,947	502,950,035
Balance held with Other Banks		10,625,825,698	3,300,467,852
Money at call & short notice		650,077,470	150,075,828
		<b>12,380,763,560</b>	<b>3,987,010,060</b>
<b>32(a) Consolidated Closing Cash &amp; Cash Equivalent</b>			
Bangladesh Development Bank Limited	(note-32)	12,380,763,560	3,987,010,060
BDBL Securities Limited		41,526,918	8,732,920
		<b>12,422,290,478</b>	<b>3,995,742,980</b>
<b>33. Earnings per Share (EPS)</b>			
a) Attributable Profit for the year		1,020,110,416	836,960,869
b) Number of Outstanding Shares		40,000,000	40,000,000
<b>Earnings per Share (EPS) (a ÷ b)</b>		<b>25.50</b>	<b>20.92</b>
Earnings per Share (EPS) has been calculated in accordance with "Bangladesh Accounting Standard (BAS) - 33 Earnings per Share" which has been shown on the face of Profit & Loss Account. This has been calculated by dividing the basic earnings by the weighted average number of ordinary shares outstanding during the year.			
<b>33(a) Consolidated Earning Per Share(CEPS)</b>			
a) Attributable Profit for the year		1,037,177,824	837,719,283
b) Number of Outstanding Shares		40,000,000	40,000,000
<b>Earnings per Share (EPS) (a ÷ b)</b>		<b>25.93</b>	<b>20.94</b>

Bangladesh Development Bank Limited  
Fixed Assets Schedule  
As at 31 December 2013

Annexure - A

Particulars	C O S T				Dep. Rate (%)	DEPRECIATION				Written down value as on 31.12.2013
	Balance as On 01.01.2013	Addition during the year	Sales/Adj. during the year	Balance as on 31.12.2013		Balance as on 01.01.2013	Charged during the year	Sales/Adj. during the year	Balance as on 31.12.2013	
<b>At cost :</b>										
Land	13,854,848	-	-	13,854,848	-	-	-	-	-	13,854,848
Premises	578,215,498	-	-	578,215,498	2.5	289,256,533	9,514,633	0	298,771,166	279,444,332
Building U/C	304,490	-	-	304,490	2.5	-	-	-	-	304,490
Vehicles	73,227,883	10,750,800	1,368,600	82,610,083	20	44,831,346	8,424,794	1,368,598	51,887,542	30,722,541
Equipments	33,896,111	2,865,540	74,250	36,687,401	20	20,036,981	3,211,113	(12,176)	23,260,270	13,427,130
Computer equipments & software	53,763,477	20,383,629	6,509,956	67,637,150	20	26,202,551	8,663,294	99,493	34,766,352	32,870,798
Furniture & fittings	23,893,154	5,075,684	289,855	28,678,983	10	16,802,141	1,046,914	247,528	17,601,527	11,077,456
Sundry Asset	1,127,588	4,160	(1)	1,131,749	20	1,127,582	2,080	0	1,129,662	2,087
Interior Decore	8,153,214	6,878,901	-	15,032,115	10	815,321	1,084,379	-	1,899,700	13,132,415
<b>Sub-Total (A)</b>	<b>786,436,263</b>	<b>45,958,714.07</b>	<b>8,242,661</b>	<b>824,152,316</b>		<b>399,072,455</b>	<b>31,947,208</b>	<b>1,703,444</b>	<b>429,316,219</b>	<b>394,836,096</b>
<b>At revaluation :</b>										
Land	3,175,704,168	-	-	3,175,704,168	-	-	-	-	-	3,175,704,168
Premises	5,415,734,325	-	-	5,415,734,325	2.5	270,786,716	135,393,358	-	406,180,074	5,009,554,251
Vehicles	9,220,179	-	599,999	8,620,180	20	3,688,072	1,724,036	120,000	5,292,108	3,328,072
<b>Sub-Total:(B)</b>	<b>8,600,658,672</b>	<b>-</b>	<b>599,999</b>	<b>8,600,058,673</b>		<b>274,474,788</b>	<b>137,117,394</b>	<b>120,000</b>	<b>411,472,182</b>	<b>8,188,586,491</b>
<b>Grand Total (A+B)</b>	<b>9,387,094,935</b>	<b>45,958,714</b>	<b>8,842,660</b>	<b>9,424,210,989</b>		<b>673,547,243</b>	<b>169,064,602</b>	<b>1,823,444</b>	<b>840,788,401</b>	<b>8,583,422,587</b>

**Annexure - B**

**Detail of information on advances  
More than 15% of bank's total capital**

<b>(funded &amp; non-funded)</b>					
<b>Sl. No.</b>	<b>Name of the Borrower</b>	<b>Outstanding as on 31.12.13</b>			<b>Remarks</b>
		<b>funded</b>	<b>Non funded</b>	<b>Total</b>	
	Nil	-	-	-	-
	<b>Total</b>	-	-	-	-

**Bangladesh Development Bank Limited**  
**Highlights on the overall activities of the Bank**

**Annexure - C**

Sl no.	Particulars	Amount in Taka	
		2013	2012
1	Paid up Capital	4,000,000,000	4,000,000,000
2	Total Capital	16,470,296,928	14,863,776,956
3	Capital Surplus / (Deficit)	7,118,712,617	6,301,500,000
4	Total Assets	46,857,849,483	32,710,464,988
5	Total Deposits	19,988,788,842	7,945,566,078
6	Total Loans and Advances	15,457,176,954	14,743,064,011
7	Total Contingent Liabilities and Commitments	795,094,442	799,201,926
8	Credit Deposit Ratio (%)	73.13%	148.48%
9	Percentage of classified loans against total loans and advances	36.75%	30.86%
10	Profit after Tax and Provision	1,020,110,416	686,011,377
11	Amount of Classified Loans during the year	5,210,483,628	5,417,886,937
12	Provisions kept against Classified Loans	3,187,813,328	2,052,060,453
13	Provision Surplus / (Deficit)	335,766,003	569,657,411
14	Cost of Fund (%)	9.84%	8.04%
15	Interest Earning Assets	12,884,800,000	11,725,290,140
16	Non-interest Earning Assets	33,973,049,483	17,122,366,223
17	Return on Investment (ROI)(%)	24.91%	12.82%
18	Return on Assets (ROA)(%)	2.18%	2.38%
19	Income from Investments	1,922,806,260	361,727,060
20	Earning per Share	25.50	20.92
21	Net Income per Share	25.50	20.92
22	Price Earning Ratio	N/A	N/A

**Bangladesh Development Bank Limited**  
**Balance with other banks - Outside Bangladesh (Nostro Account)**

**Annexure -D**

Name of the Bank	Name of the Country	Currency Name	2013			2012		
			Amount in FC	Conversion rate per unit FC	Amount in BDT	Amount in FC	Conversion rate per unit FC	Amount in BDT
Standard Chartered Bank	USA	USD	140,650.49	77.7400	10,934,169	779,720.00	80.3400	62,642,705
BHF Bank AG	Germany	EUR	10,652.20	106.8735	1,138,438	66,156.61	106.2257	7,027,532
Sonali Bank	India	ACU	615,777.84	77.7400	47,870,569	55,650.68	80.3400	4,470,976
Dresdner A.G London	U.K	USD	1310.00	77.7400	101,839	1310.00	80.3400	105,246
Dresdner A.G London	U.K	GBP	1000.18	128.0755	128,099	1000.18	129.9084	129,932
Commerz Bank A.G	Germany	EUR	-	-	-	5625.44	106.2257	597,566
UBAF	Japan	JPY	75382.00	0.7384	55,658	75382.00	0.9337	70,384
<b>Grand Total</b>					<b>60,228,772</b>			<b>75,044,341</b>



**ACNABIN**

*Chartered Accountants*

BDBL Bhaban (Level-13)  
12 Kawran Bazar Commercial Area  
Dhaka-1215, Bangladesh.

Telephone : (88 02) 8144347 to 52,

Facsimile: (88 02) 8144353

E-mail: acnabin@bangla.net, Web : www.acnabin-bd.com

## **Auditor's Report To the Shareholders of BDBL Securities Limited**

We have audited the accompanying financial statements of BDBL Securities Limited which comprise the Statement of Financial Position as on 31 December, 2013 and the related Statement of Comprehensive Income, Statement of Changes in Equity and Statement of Cash Flows for the year then ended and a summary of significant accounting policies and other explanatory information.

### **Management Responsibilities for the Financial Statements and Internal Controls**

Management is responsible for the preparation and fair presentation of these financial statements in accordance with Bangladesh Financial Reporting Standards (BFRS) and for such internal control as management determines is necessary to enable the preparation of financial statements that are free from material misstatement, whether due to fraud or error.

### **Auditor's Responsibility**

Our responsibility is to express an opinion on these financial statements based on our audit. We conducted our audit in accordance with Bangladesh Standards on Auditing. Those standards require that we comply with ethical requirements and plan and perform the audit to obtain reasonable assurance about whether the financial statements are free from material misstatement.

An audit involves performing procedures to obtain audit evidence about the amounts and disclosures in the financial statements. The procedures selected depend on the auditor's judgment including the assessment of the risks of material misstatement of the financial statements, whether due to fraud or error. In making those risk assessments, the auditor considers internal control relevant to the entity's preparation and fair presentation of the financial statements in order to design audit procedures that are appropriate in the circumstances, but not for the purpose of expressing an opinion on the effectiveness of the entity's internal control. An audit also includes evaluating the appropriateness of accounting policies used and the reasonableness of accounting estimates made by management, as well as evaluating the overall presentation of the financial statements.

We believe that the audit evidence we have obtained is sufficient and appropriate to provide a basis for our audit opinion.



## Opinion

In our opinion, the financial statements referred to above give a true and fair view of the financial position of BDBL Securities Limited as on 31 December, 2013, and of its financial performance and its cash flows for the year then ended in accordance with Bangladesh Financial Reporting Standards and comply with the Companies Act 1994, the Securities and Exchange Act 1993, the Securities and Exchange Rules 1987, conditions for Registration issued by the Bangladesh Securities and Exchange Commission and other applicable laws and regulations.

We also report that:

- a) we have obtained all the information and explanations which to the best of our knowledge and belief were necessary for the purposes of our audit and made due verification thereof;
- b) in our opinion, proper books of account as required by law have been kept by the company so far as it appeared from our examination of those books; and
- c) the financial statements dealt with by the report are in agreement with the books of account maintained by the company

Dhaka,  
20 February 2014

Sd/-  
**ACNABIN**  
**Chartered Accountants**

**BDBL Securities Limited**  
**Statement of Financial Position**  
**As on 31 December 2013**

Assets	Notes	31.12.2013 Taka	31.12.2012 Taka
<b>Non-Current Assets</b>			
Property, Plant and Equipment	3	9,774,474	9,321,261
Membership at Cost	4	-	8,680,000
Preliminary Expenses	5	234,555	312,740
<b>Total Non-Current Assets</b>		<b>10,009,029</b>	<b>18,314,001</b>
<b>Current Assets</b>			
Cash and Bank Balances	6	81,781,663	53,755,227
Investment in Shares	7	259,708,019	44,018,403
Margin Loan and Other Receivables	8	28,827,232	21,444,869
Advance Income Tax	9	4,661,001	1,580,381
Advances, Deposits and Prepayments	10	65,000	55,200
<b>Total Current Assets</b>		<b>375,042,915</b>	<b>120,854,080</b>
<b>Total Assets</b>		<b>385,051,943</b>	<b>139,168,081</b>
<b>Equity and Liabilities</b>			
<b>Equity</b>			
Share Capital	11	100,000,000	100,000,000
Revaluation Reserve	12	90,392,706	-
Special Reserve	13	2,000,000	-
Retained Earnings		17,793,268	2,725,861
<b>Total Equity</b>		<b>210,185,974</b>	<b>102,725,861</b>
<b>Liabilities</b>			
<b>Non-Current Liabilities</b>			
Deferred Tax Liabilities	14	16,058,205	50,218
<b>Current Liabilities</b>			
Payable to BDBL	15	11,770,803	6,148,778
Bank Overdraft	16	90,000,000	-
Accounts Payable	17	41,081,833	27,100,615
Provision for Income Tax	18	7,749,917	877,518
Provision against Margin Loan	19	251,259	27,564
Provision against Unrealized Loss in Shares	20	7,112,569	950,094
Other Current Liabilities	21	841,383	1,287,432
<b>Total Current Liabilities</b>		<b>158,807,764</b>	<b>36,392,001</b>
<b>Total Liabilities</b>		<b>174,865,969</b>	<b>36,442,219</b>
<b>Total Equity and Liabilities</b>		<b>385,051,943</b>	<b>139,168,081</b>

The annexed notes form an integral part of these Financial Statements.

Sd/-  
Director

Sd/-  
Director

Sd/-  
Chief Executive Officer

This is the Statement of Financial Position referred to in our separate report of even date.

Dhaka,  
20 February, 2014

Sd/-  
ACNABIN  
Chartered Accountants

**BDBL Securities Limited**  
**Statement of Comprehensive Income**  
**For the year ended 31 December 2013**

	Notes	2013 Taka	2012 Taka
<b>Operating Income</b>			
Brokerage Commission	22	13,749,484	2,988,704
Interest on Margin Loan		1,158,743	78,623
Dividend on Shares		794,758	315,775
Capital Gain on Investment of Shares		24,436,459	1,182,589
Other Operating Income	23	1,180,742	1,002,526
<b>Total Operating Income</b>		<b>41,320,186</b>	<b>5,568,216</b>
<b>Operating Expenses</b>			
Salaries and Allowances	24	6,637,484	4,936,524
Rent, Rates, Taxes, Insurance and Lighting	25	2,949,829	2,405,416
Interest on Bank Overdraft		2,876,024	-
Brokerage Expenses	26	1,035,775	232,913
Legal and Professional Fees	27	49,950	140,863
Postage, Stamp and Telecommunication		62,488	33,231
Stationery, Printing and Advertisement	28	382,075	296,009
Expenses related with CDBL	29	1,396,310	889,192
Directors' Fees and Meeting Expenses	30	173,321	186,005
Audit and Tax Assessment Fees		80,000	80,000
Depreciation on Property, Plant and Equipment		1,723,534	1,341,468
Repair and Maintenance Expenses	31	841,963	543,971
Registration and Renewal Fees		138,705	55,500
Amortization on Preliminary Expenses		78,185	78,185
Other Operating Expenses	32	451,017	358,400
<b>Total Operating Expenses</b>		<b>18,876,660</b>	<b>11,577,676</b>
Net Operating Profit/ (Loss)		22,443,526	(6,009,460)
Other Non-Operating Income	33	7,938,783	8,470,026
<b>Profit before Provision</b>		<b>30,382,309</b>	<b>2,460,566</b>
Less: Provision against Margin Loan		223,695	27,564
Provision against Unrealized Loss in Shares		6,162,475	950,094
		<b>6,386,170</b>	<b>977,658</b>
<b>Net Profit before Tax</b>		<b>23,996,139</b>	<b>1,482,909</b>
<b>Less: Provision for Taxation</b>			
Current Tax	18	6,872,399	674,277
Deferred Tax	34	56,333	50,218
		<b>6,928,732</b>	<b>724,495</b>
<b>Net Profit after Tax</b>		<b>17,067,407</b>	<b>758,413</b>
<b>Other Comprehensive Income, net of tax</b>			
Gain on Investment Revaluation		90,392,706	-
<b>Total Comprehensive Income for the year</b>		<b>107,460,113</b>	<b>758,413</b>

The annexed notes form an integral part of these Financial Statements.

Sd/-  
Director

Sd/-  
Director

Sd/-  
Chief Executive Officer

This is the Statement of Comprehensive Income referred to in our separate report of even date.

**BDBL Securities Limited**  
**Statement of Changes in Equity**  
**For the year ended 31 December 2013**

(Amount in Taka)

Particulars	Share Capital	Investment Revaluation Reserve	Special Reserve	Retained Earnings	Total Equity
<b>Balance as on 01 January 2013</b>	100,000,000	-	-	2,725,861	102,725,861
Net profit for the year	-	-	-	17,067,407	17,067,407
Special Reserve	-	-	2,000,000	(2,000,000)	-
Other Comprehensive Income for the year	-	90,392,706	-	-	90,392,706
<b>Balance as on 31 December 2013</b>	<b>100,000,000</b>	<b>90,392,706</b>	<b>2,000,000</b>	<b>17,793,268</b>	<b>210,185,974</b>
<b>Balance as on 01 January 2012</b>	100,000,000	-	-	1,967,448	101,967,448
Net profit for the year	-	-	-	758,413	758,413
<b>Balance as on 31 December 2012</b>	<b>100,000,000</b>	<b>-</b>	<b>-</b>	<b>2,725,861</b>	<b>102,725,861</b>

Dhaka,  
20 February 2013

Sd/-  
Director

Sd/-  
Director

Sd/-  
Chief Executive Officer



**ACNABIN**  
Chartered Accountants

**BDBL Securities Limited**  
**Statement of Cash Flows**  
**For the year ended 31 December 2013**

	2013 Taka	2012 Taka
<b>A. Cash Flows from Operating Activities</b>		
Brokerage Commission Received	13,749,484	2,988,704
Interest Received on Margin Loan	1,158,743	78,623
Dividend Received on Shares	794,758	315,775
Received from Capital Gain on Investment in Shares	24,436,459	1,182,589
Other Operating Income Received	1,180,742	1,002,526
Other Non-Operating Income Received	6,725,558	7,352,900
Advance Income Tax Paid	(3,080,620)	(1,360,381)
Brokerage Expenses Paid	(1,035,775)	(232,913)
Operating Expenses Paid	(1,318,537)	(9,320,396)
<b>Operating Profit before Changes in Operating Assets and Liabilities</b>	<b>42,610,812</b>	<b>2,007,427</b>
<b>Increase/Decrease in Operating Assets and Liabilities</b>		
Increase in Accounts Receivable	(7,327,765)	(4,280,973)
Increase in Advances, Deposits and Prepayments	(9,800)	(39,200)
Decrease in Accounts Payable	5,618,670	22,977,969
Decrease in Other Current Liabilities	66,094	58,546
	(1,652,801)	18,716,342
<b>Net Cash Flow from Operating Activities</b>	<b>40,958,011</b>	<b>20,723,769</b>
<b>B. Cash Flows from Investing Activities</b>		
Payments for Purchase of Shares	(100,665,256)	(44,018,403)
Payments for Purchase of Property, Plant and Equipment	(2,266,319)	(10,669,500)
<b>Net Cash used in Investing Activities</b>	<b>(102,931,575)</b>	<b>(54,687,903)</b>
<b>C. Cash Flows from Financing Activities</b>		
Received from Bank Overdraft	90,000,000	-
<b>Net Cash Flow from Financing Activities</b>	<b>90,000,000</b>	<b>-</b>
Net Surplus/ (Deficit) in Cash and Bank Balances for the year (A+B+C)	28,026,436	(33,964,134)
Cash and Bank Balances at the beginning of the year	53,755,227	87,719,361
<b>Cash and Bank Balances at the end of the year</b>	<b>81,781,663</b>	<b>53,755,227</b>

Dhaka,  
20 February 2013

Sd/-  
Director

Sd/-  
Director

Sd/-  
Chief Executive Officer

**BDBL Securities Limited**  
Notes to the Financial Statements  
For the year ended 31 December 2013

**1. The Company and its Activities**

**1.1 About the Company**

BDBL Securities Limited (BSL) is a subsidiary company of Bangladesh Development Bank Ltd (BDBL) situated at BDBL Bhaban (Level-16), 12 Karwan Bazar, Dhaka-1215. BSL is constituted by acquiring and taking over membership No. 20 of Dhaka Stock Exchange Ltd. (held by erstwhile Bangladesh Shilpa Rin Sangastha now BDBL) and membership No.78 of Chittagong Stock Exchange Ltd. (held by erstwhile Bangladesh Shilpa Bank now BDBL).

Bangladesh Bank approved the formation of the said company on 11 January 2011 and thereafter, approval for raising paid up capital was accorded by Securities & Exchange Commission on 03 April 2011. After completion of all regulatory requirements, the company was incorporated on 23 May 2011 with the Registrar of Joint Stock Companies and Firms (RJSC). The Registrar of Joint Stock Companies & Firms has issued Certificate of Incorporation and Certificate of Commencement of business in favour of BSL on 23 May 2011. The vendor's agreement has been signed on 17 July 2011 between the BDBL and BSL for transfer of membership of DSE and CSE.

It is worthwhile to mention here that the Board of Directors of Dhaka Stock Exchange Ltd. at its 639th meeting held on 25 October 2011 approved the transfer of the DSE share (DSE membership#20). On the other hand, the Board of Directors of Chittagong Stock Exchange Ltd. at its 167th meeting held on 23 February 2012 approved the transfer of CSE share (CSE Membership #078). Stock broker and Stock dealer license has been issued by the Securities and Exchange Commission on 18 January 2012. The company is expected to provide a high level of professional and personalized services to its clients by maintaining strong moral and ethical practices and effective presence in the capital market.

**1.2 Legal Status of the Company**

BDBL Securities Limited was incorporated vide Reg. # C-92946/11 dated as on 23 May 2011 as a public company limited by shares under the Companies Act 1994. The company obtained certificate for commencement of business as on 23 May 2011. The company is a subsidiary of Bangladesh Development Bank Limited (BDBL).

**1.3 Principal Activities of the Company**

The main objectives of the company are:

- To act as a member of stock exchanges and of over-the-counter markets, to provide brokerage services for buying and selling securities listed with stock exchanges and provide brokerage services;
- To carry on the business of brokers, dealers in stocks, shares, other securities & debentures etc.



## 1.4 License and Commencement of Business

On 17 July 2011, a vendor's agreement has been signed between Bangladesh Development Bank Limited (BDBL) and BDBL Securities Limited for the transfer of DSE and CSE memberships. The commercial operation of the company start as on 01 March 2012.

## 2. Significant Accounting Policies

### 2.1 Basis of Presentation of Financial Statements

The financial statements have been prepared on a going concern basis following accrual basis of accounting except for statement of cash flows in accordance with the Companies Act 1994, Securities and Exchange Rules 1987, the Listing Rules of Dhaka and Chittagong Stock Exchanges and Bangladesh Accounting Standards (BAS) and Bangladesh Financial Reporting Standards (BFRS) and other applicable laws and regulations.

### 2.2 Basis of Measurement

The financial statements have been prepared based on historical cost convention basis. The accounting policies, unless otherwise stated, have been consistently applied by the Company and are consistent with those of the previous year.

### 2.3 Presentation and Functional Currency and Level of Precision

The financial statements have been presented in Bangladesh; Taka (BDT) currency, which is the Company's functional currency. All financial information presented in BDT has been rounded off to the nearest taka.

### 2.4 Use of Estimates and Judgments

The preparation of financial statements requires management to make estimates and assumptions that affect the reported amounts of assets, liabilities, revenue and expenses. It also requires disclosures of contingent assets and liabilities at the date of the financial statements.

Provisions and accrued expenses are recognized in the financial statements in line with the Bangladesh Accounting Standard (BAS) 37 "Provisions, Contingent Liabilities and Contingent Assets" when - The Company has a legal or constructive obligation as a result of past event.

- i. it is probable that an outflow of economic benefit will be required to settle the obligation.
- ii. a reliable estimate can be made for the amount of the obligation.

The estimates and associated assumptions are based on historical experience and various other factors that are believed to be reasonable under the circumstances, the result of which form the basis of making the judgments about carrying values of assets and liabilities that are not readily apparent from other sources. Actual results may differ from these estimates.

However, the estimates and underlying assumptions are reviewed on an ongoing basis and the revision is recognized in the period in which the estimates are revised.



## 2.5 Property, Plant and Equipment

### 2.5.1 Recognition and Measurement

All Property, Plant and Equipment are stated at cost less accumulated depreciation as per BAS-16 " Property, Plant and Equipment". The cost of acquisition of an asset comprises its purchase price and any directly attributable cost of bringing the assets to its working condition for its intended use inclusive of inward freight, duties and non-refundable taxes.

### 2.5.2 Subsequent Expenditure on Property, Plant and Equipment

Subsequent expenditure is capitalized only when it increases the future economic benefit from the assets and that cost can be measured reliably. All other expenditures are recognized as an expense as and when they are incurred.

### 2.5.3 Depreciation and Amortization

Depreciation is calculated on the cost of fixed assets in order to write off such amounts over the estimated useful lives of such assets. The rates of depreciation used on a straight-line and reducing balance method are as follows:

<u>Assets</u>	<u>Method</u>	<u>Rate</u>
Furniture and Fixtures	Reducing Balance	10%
Office Equipments	Reducing Balance	20%
Computer	Straight Line	20%
Motor Vehicles	Straight Line	20%
Office Decoration	Reducing Balance	10%

Full year's depreciation is charged in the year in which the related assets are put into use and disposed off irrespective of the date. The gain or loss arising on the disposal or retirement of an asset is determined as the difference between the sale proceeds and the carrying amount of the asset and is recognized in the Comprehensive Income statement.

## 2.6 Membership at Cost

Investments for membership are initially recognized at cost (which includes transaction costs) and are subsequently re-measured at fair value based on quoted bid prices. Surplus arising from changes in the fair value of investment for membership are transferred to investment revaluation reserve as per the provision of the Exchanges Demutualization Act 2013.

### 2.7 Preliminary Expenses

Expenses incurred for incorporation of the company i.e. preliminary expenses have been deferred and will be amortized/written off over a period of five years upon commencement of operation of the company.



## 2.8 Cash Flow Statement

The cash flow statement has been prepared in accordance with the Bangladesh Accounting Standard (BAS)-7 “Cash Flow Statement” and cash flow from the operating activities has been presented under direct method as prescribed by Securities and Exchanges Rules, 1987.

## 2.9 Investment in Shares

Investment in quoted shares and unquoted shares are initially recognized at cost plus transaction costs that are directly attributable to the acquisition of the shares. After initial recognition, investment in quoted shares has been revalued at cost at reporting date.

## 2.10 Provision for Tax

### 2.10.1 Current Tax

Provision for current tax is made in accordance with the provision of Income Tax Ordinance, 1984 and subsequent amendments made thereto from time to time.

### 2.10.2 Deferred Tax

Deferred Tax is calculated as per Bangladesh Accounting Standard (BAS) 12 “Income Taxes”. Deferred Tax is recognized on differences between the carrying amount of assets and liabilities in the financial statements and the corresponding tax bases used in the computation of taxable profit and are accounted for using the balance sheet liability method. Deferred Tax liabilities are recognized for all taxable temporary differences. Deferred Tax assets are generally recognized for all deductible temporary differences. Deferred Tax is measured at the tax rate that is expected to be applied to the temporary differences when they reverse based on the laws that have been enacted or substantively enacted by the reporting date.

## 2.11 Revenue Recognition

Revenue is recognized only when it is probable that the economic benefits associated with the transaction will flow to the enterprise and in accordance with the Bangladesh Accounting Standard (BAS) 18 “Revenue Recognition”:

### i. Brokerage Commission

Brokerage commission is recognized as income when selling or buying order executed.

### ii. Interest Income from Margin Loan

Interest Income from margin loan is recognized on accrual basis. Such income is calculated on daily margin loan balance of the respective parties. Income is recognized on monthly basis and applied to the customers' account on quarterly basis.

### iii. Dividend Income and Profit/(Loss) on Sale of Marketable Securities

Dividend income is recognized when right to receive payment is established whereas profit or loss arising from the sale of securities is accounted for only when shares are sold in the market and profit is realized or loss is incurred.



## 2.12 Related Party Disclosures

As per BAS 24 “Related Party Disclosures”, a related party is a person or entity that is related to the entity (i.e. BDBL Securities Limited) that is preparing its financial statements. Related party transaction is a transfer of resources, services, or obligations between a reporting entity and a related party, regardless of whether a price is charged as per BAS 24.

Related parties include the company's directors, key management personnel, associates, companies under common directorship etc. as per BAS 24 “Related Party Disclosures”. All transactions involving related parties arising in the normal course of business are conducted at arm's length at normal commercial rates on the same terms and conditions as third party transactions using valuation modes, as admissible.

## 2.13 Proposed Dividend

Proposed dividend has not been recognized as a liability in the balance sheet in accordance with Bangladesh Accounting Standard (BAS)-10 “Event after the Balance Sheet Date.

## 2.14 Branch Accounting

The company has a branch office situated at Chittagong with no overseas branch as on 31 December, 2013. Accounts of the branch are maintained at the head office which is included in the accompanying financial statements.

## 2.15 Reporting Period

The company's reporting period is January to December.

## 2.16 General

i) Figures relating to the previous year included in this report have been rearranged, wherever considered necessary, to make them comparable with those of the current year without, however, creating any impact on the operating result and value of assets and liabilities as reported in the financial statements for current year.

ii) Figures in these notes and in the annexed financial statements have been rounded off to the nearest Taka.

## 2.17 Directors' Responsibility Statement

The Board of Directors takes the responsibility for the preparation and presentation of these financial statements.



**3. Property, Plant and Equipment**

**A. Cost**

Opening balance  
Add: Addition during the year

**B. Accumulated Depreciation**

Opening balance  
Add: Charged during the year

**C. Written Down Value (A-B)**

A schedule of property, plant and equipment is given in Annexure-A.

**4. Membership at Cost**

Purchase of Membership of DSE and CSE from BDBL  
Transfer of Membership from Dhaka Stock Exchange  
Transfer of Membership from Chittagong Stock Exchange  
Registration Fees for Securities and Exchange Commission

	31.12.2013 Taka	31.12.2012 Taka
	10,671,929	92,001
	2,176,747	10,579,928
	<b>12,848,676</b>	<b>10,671,929</b>
	1,350,668	9,200
	1,723,534	1,341,468
	<b>3,074,202</b>	<b>1,350,668</b>
	<b>9,774,474</b>	<b>9,321,261</b>
	-	5,600,000
	-	1,500,000
	-	1,500,000
	-	80,000
	<b>-</b>	<b>8,680,000</b>

The comparative figure of 2012 represents the amount paid for purchasing membership of Dhaka Stock Exchange Limited (DSE) and of Chittagong Stock Exchange Limited (CSE). But as per the provision of the Exchanges Demutualization Act, 2013 and in accordance with the Bangladesh Securities and Exchange Commission (BSEC) approved Demutualization Scheme, Dhaka Stock Exchange Ltd. (DSE) allotted total 7,215,106 Ordinary Shares and a Trading Right Entitlement Certificate (TREC), and Chittagong Stock Exchange Ltd. (CSE) allotted total 4,287,330 Ordinary Shares and a Trading Right Entitlement Certificate (TREC) in favor of the company against the membership of DSE and CSE respectively. Out of the above, DSE transferred 2,886,042 shares and CSE transferred 1,714,932 shares directly credited to BO Account of the company and rest of the shares were credited to the "Demutualization Blocked Account" maintained by DSE and CSE as per provisions of the Exchanges Demutualization Act, 2013. The total allotted shares are shown at face value under the head "Investment in Shares" (Note: 7). As the TREC is not a commonly tradable instrument and no purchase or sale of transaction has yet occurred after demutualization, no value has been assigned to, and recorded against, these two TRECs.

**5. Preliminary Expenses**

Opening Balance  
Less: Amortization during the year

312,740	390,925
78,185	78,185
<b>234,555</b>	<b>312,740</b>

**6. Cash and Bank Balances**

Cash in Hand  
Cash at Bank (Note: 6.1)  
Investment in FDR (Note: 6.2)

-	-
41,781,663	11,755,227
40,000,000	42,000,000
<b>81,781,663</b>	<b>53,755,227</b>

**6.1 Cash at Bank**

**Name of Bank**

**Account No.**

Bangladesh Development Bank Ltd. SND A/c # 240000005  
Bangladesh Development Bank Ltd. CD A/c # 200001311  
Bangladesh Development Bank Ltd. CD A/c # 200000842  
IFIC Bank Ltd. (Customer) 397347-001 & 041  
IFIC Bank Ltd. (Dealer) 415778-001 & 041

253,746	1,572,283
1,000	1,000
-	1,449,025
31,723,298	8,423,396
9,803,620	309,524
<b>41,781,663</b>	<b>11,755,227</b>

**6.2 Investment in FDR**

<b>Name of Bank</b>	<b>Account No.</b>
Bangladesh Development Bank Ltd.	350002509
Bangladesh Development Bank Ltd.	350020217

**7. Investment in Shares**

Investment in IPO	
Investment in Secondary Market	(Note: 7.1)
Investment in DSE Shares	
Investment in CSE Shares	

**7.1 Investment in Secondary Market**

Opening Balance	
Add: Investment made during the year	
Less: Sale/ Recovery during the year	

40,000,000	40,000,000
-	2,000,000
<b>40,000,000</b>	<b>42,000,000</b>
-	2,023,900
144,683,659	41,994,503
72,151,060	-
42,873,300	-
<b>259,708,019</b>	<b>44,018,403</b>
41,994,503	-
426,380,587	61,551,573
468,375,090	61,551,573
323,691,431	19,557,070
<b>144,683,659</b>	<b>41,994,503</b>

Total face value of the shares allotted by DSE and CSE in favor of the company against the DSE and CSE memberships. As per the provision of the Exchange Demutualization Act, 2013 and in accordance with the Bangladesh Securities and Exchange Commission (BSEC) approved Demutualization Scheme, Dhaka Stock Exchange Ltd. (DSE) allotted total 7,215,106 Ordinary Shares at face value of Tk.10 each and Chittagong Stock Exchange Ltd. (CSE) allotted total 4,287,330 Ordinary Shares at face value of Tk.10 each against the membership of DSE and CSE respectively. Out of the above, DSE transferred 2,886,042 shares and CSE transferred 1,714,932 shares directly to be credited to BO Account of the company and rest of the shares were credited to the "Demutualization Blocked Account" maintained by DSE and CSE as per provisions of the Exchanges Demutualization Act 2013.

A statement of investment in shares is given in Annexure-B.

**8. Margin Loan and Other Receivables**

Margin Loan Receivable	
Receivable from DSE	
Dividend Receivable	
Interest Receivable on FDR	

25,125,871	2,756,351
2,488,136	17,571,391
338,225	173,975
875,000	943,151
<b>28,827,232</b>	<b>21,444,869</b>

**9. Advance Income Tax**

Opening Balance	
Add: Addition during the year	(Note: 9.1)

**9.1 Addition during the year**

TDS on Brokerage Commission-DSE	
TDS on Brokerage Commission-CSE	
TDS on Dealer Trading-DSE	
TDS on Dealer Trading-CSE	
TDS on Interest Income	
TDS on Interest Income on FDR	
TDS on Dividend	

1,580,381	220,000
3,080,620	1,360,381
<b>4,661,001</b>	<b>1,580,381</b>
1,669,275	382,864
60,888	3,306
426,323	39,060
1,757	13,092
288,018	28,895
512,676	828,460
121,683	64,704
<b>3,080,620</b>	<b>1,360,381</b>



		31.12.2013 Taka	31.12.2012 Taka
<b>10. Advances, Deposits and Prepayments</b>			
Opening Balance		55,200	16,000
Add: Addition during the year	(Note: 10.1)	849,504	603,154
		904,704	619,154
Less: Adjusted during the year		839,704	563,954
		<b>65,000</b>	<b>55,200</b>
<b>10.1 Addition during the year</b>			
Temporary Advance		847,504	578,154
Security Deposit		2,000	25,000
		<b>849,504</b>	<b>603,154</b>
<b>11. Share Capital</b>			
<b>Authorized Capital</b>			
5,000,000 Ordinary Shares of Tk.100 each		<b>500,000,000</b>	<b>500,000,000</b>
<b>Issued, Subscribed and Paid-up Capital</b>			
1,000,000 Ordinary Shares of Tk.100 each issued		<b>100,000,000</b>	<b>100,000,000</b>
<b>Share Holding Position of the Company as under:</b>			
<b>Sl #</b>	<b>Name of the Shareholders</b>	<b>No. of Shares</b>	
1.	Bangladesh Development Bank Ltd.	999,994	99,999,400
2.	Mr. Prof. Dr. Rustom Ali Ahmed	1	100
3.	Mr. Quazi Murshed Hussain Kamal	1	100
4.	Mr. Dr. Mujib Uddin Ahmed	1	100
5.	Mr. Muhammad Mujibul Kabir	1	100
6.	Mr. Abdur Rahim Khan	1	100
7.	Mrs. Hamida Akhter	1	100
		<b>1,000,000</b>	<b>100,000,000</b>
<b>12. Revaluation Reserve</b>			
Opening Balance		-	-
Add: Addition during the year (Net of Tax)		90,392,706	-
		<b>90,392,706</b>	<b>-</b>
Addition to investment revaluation reserve has been shown after deducting related deferred tax amounting to Tk.15,951,654 (Note: 14.2)			
<b>13. Special Reserve</b>			
Opening Balance		-	-
Add: Appropriation made during the year		2,000,000	-
		<b>2,000,000</b>	<b>-</b>

As per decision of the Board of Directors of BDBL Securities Limited, company kept Tk. 2,000,000 as special reserve on lump sum basis for investment in Blue Chip shares.



31.12.2013 Taka	31.12.2012 Taka
--------------------	--------------------

**14. Deferred Tax Liabilities**

Deferred tax assets and liabilities have been recognized and measured in accordance with the provisions of 'BAS 12: Income Taxes'. Related deferred tax expense/(income) have been disclosed in Note: 34. Deferred tax assets and liabilities are the following:

Components of Profit and Loss Account	(Note: 14.1)	106,551	50,218
Components of Other Comprehensive Income	(Note: 14.2)	15,951,654	-
		<b>16,058,205</b>	<b>50,218</b>

**14.1 Deferred Tax relating to Components of Profit and Loss Account**

Property, Plant and Equipment

Carrying Amount		9,773,570	9,321,261
Tax Base		9,489,435	9,187,346
Taxable Temporary Difference		284,135	133,915
Applicable Tax Rate		37.5%	37.5%
<b>Deferred Tax Liability</b>		<b>106,551</b>	<b>50,218</b>

**14.2 Deferred Tax relating to Components of Other Comprehensive Income**

Revaluation Reserve on Investment in Shares of DSE and CSE

Carrying Amount		106,344,360	-
Tax Base		-	-
Taxable Temporary Difference		106,344,360	-
Applicable Tax Rate		15%	-
<b>Deferred Tax Liability</b>		<b>15,951,654</b>	<b>-</b>

**15. Payable to BDBL**

Opening Balance		6,148,778	1,602,883
Add: Addition during the year	(Note: 15.1)	6,622,025	4,545,895
		12,770,803	6,148,778
Less: Paid during the year		1,000,000	-
		<b>11,770,803</b>	<b>6,148,778</b>

**15.1 Addition during the year**

Salary and Allowances		6,541,496	4,456,323
Furniture and Fixture		80,529	89,572
		<b>6,622,025</b>	<b>4,545,895</b>

**16. Bank Overdraft**

		<b>90,000,000</b>	<b>-</b>
--	--	-------------------	----------

**17. Accounts Payable**

Payable to Clients		39,838,573	25,815,855
Payable to CSE		568,360	609,860
Payable to CDBL		674,900	674,900
		<b>41,081,833</b>	<b>27,100,615</b>



	31.12.2013 Taka	31.12.2012 Taka
<b>18. Provision for Income Tax</b>		
Opening Balance	877,518	203,241
Add: Provision made during the year	6,872,399	674,277
	<b>7,749,917</b>	<b>877,518</b>
<b>19. Provision against Margin Loan</b>		
Opening Balance	27,564	-
Add: Provision made during the year	223,695	27,564
	<b>251,259</b>	<b>27,564</b>

As per circular no. SEC/CMRRCD/2006-159/Adminstration/1-29 dated 02 October 2007, BDBL Securities Limited has created 1% Provision against margin loan amount due to fluctuating situation in the capital market.

<b>20. Provision against Unrealized Loss in Shares</b>		
Opening balance	950,094	-
Add: Provision made during the year (Note: 20.1)	6,162,475	950,094
	<b>7,112,569</b>	<b>950,094</b>
<b>20.1 Provision made during the year</b>		
Banks	2,728,430	998,897
Fuel and Power	1,091,324	1,259,279
Mutual Fund	719,250	222,600
Pharmaceuticals and Chemicals	1,026,435	1,146,025
Textile	(4,188)	280,410
Cement	(34,083)	408,475
Telecommunication	-	39,125
Insurance and Leasing	765,165	-
Miscellaneous	5,518,163	395,660
<b>Total Unrealized Loss</b>	<b>11,810,497</b>	<b>4,750,470</b>
Minimum Provision Requirement (20% of Total Unrealized Loss)	2,362,099	950,094
Provision for Investment of 2012 (80% of Total Unrealized Loss)	3,800,376	-
<b>Actual Provision made during the year</b>	<b>6,162,475</b>	<b>950,094</b>

As Per Bangladesh Securities and Exchange Commission Circular No. SEC/CMRRCD/2009-193/154 dated 09 December, 2013, the company may keep 20% Provision against Unrealized Loss in Own Portfolio Account.

<b>21. Other Current Liabilities</b>		
VAT Payable	34,676	50,130
Source Tax Payable	15,964	15,964
Security Deposit	182,174	430,510
Other Payable	1,000	1,000
Audit and Tax Fees Payable	80,000	110,000
Accrued Expenses (Note: 21.1)	527,569	679,828
	<b>841,383</b>	<b>1,287,432</b>
<b>21.1 Accrued Expenses</b>		
Office Rent	-	174,002
Salary and Allowances	48,854	420,000
Electricity Bill	50,000	50,000
Water and Sewerage Bill	15,000	5,000
Telephone Bill	14,555	5,000
Others	399,160	25,826
	<b>527,569</b>	<b>679,828</b>



	2013 Taka	2012 Taka
<b>22. Brokerage Commission</b>		
Income from Dhaka Stock Exchange (DSE)	13,280,431	2,968,231
Income from Chittagong Stock Exchange (CSE)	469,053	20,473
	<b>13,749,484</b>	<b>2,988,704</b>
<b>23. Other Operating Income</b>		
Income from Fees and Others (Note: 23.1)	<b>1,180,742</b>	<b>1,002,526</b>
<b>23.1 Income from Fees and Others</b>		
Account Opening Fees	496,800	56,900
Annual Account Maintenance Fees	113,400	-
Documentation Fess	15,600	10,500
CDBL Charges Income	554,942	935,126
	<b>1,180,742</b>	<b>1,002,526</b>
<b>24. Salaries and Allowances</b>		
Deputed Employees	6,156,568	4,876,323
Outsourcing Employees	175,124	44,499
Deputation Expenses	249,042	-
Overtime	56,750	15,702
	<b>6,637,484</b>	<b>4,936,524</b>
<b>25. Rent, Rates, Taxes, Insurance and Lighting</b>		
Rent Expenses	2,088,024	1,740,020
Insurance Expenses-Vehicles	58,560	83,428
Electricity Bill	627,897	561,815
Water and Sewerage Bill	175,348	20,153
	<b>2,949,829</b>	<b>2,405,416</b>
<b>26. Brokerage Expenses</b>		
Laga Charges	858,428	175,094
Howla Charges	177,347	57,819
	<b>1,035,775</b>	<b>232,913</b>
<b>27. Legal and Professional Fees</b>		
Professional Fees-Committee and Consultants	<b>49,950</b>	<b>140,863</b>



		2013 Taka	2012 Taka
<b>28. Stationery, Printing and Advertisement</b>			
Printing and Stationery		278,169	197,684
Advertisement		103,906	98,325
		<b>382,075</b>	<b>296,009</b>
<b>29. Expenses related with CDBL</b>			
Daily Settlement (Pay In/Pay Out)		775,471	279,287
Corporate Action Charges		85,139	532,818
Bonus/Rights/IPO/Split/Demat		80,315	57,767
Account Opening Fees		428,400	7,600
Monthly Connection Fees		22,000	11,250
Bulk Account Transfers		4,985	469
		<b>1,396,310</b>	<b>889,192</b>
<b>30. Directors' Fees and Meeting Expenses</b>			
Directors' Fees		124,200	179,400
Meeting Expenses		49,121	6,605
		<b>173,321</b>	<b>186,005</b>
<b>31. Repair and Maintenance Expenses</b>			
Office Maintenance		158,491	181,861
Fuel for Car		146,115	67,297
Car Maintenance		18,749	20,480
Network Connectivity Charges	(Note: 31.1)	518,608	274,333
		<b>841,963</b>	<b>543,971</b>
<b>31.1 Network Connectivity Charges</b>			
Internet Bill		404,508	179,258
MSA Connectivity Bill		103,500	87,675
Dish Rent		10,600	7,400
		<b>518,608</b>	<b>274,333</b>
<b>32. Other Operating Expenses</b>			
Bank Charges and Commission	(Note: 32.1)	25,259	22,340
Travelling and Conveyance	(Note: 32.2)	211,135	59,304
Other Operating Expenses	(Note: 32.3)	214,623	276,756
		<b>451,017</b>	<b>358,400</b>
<b>32.1 Bank Charges and Commission</b>			
Bank Charges		5,259	7,340
Excise Duty Expenses		20,000	15,000
		<b>25,259</b>	<b>22,340</b>
<b>32.2 Travelling and Conveyance</b>			
Travelling Expenses and Allowances		165,185	28,774
Local Conveyance		45,950	30,530
		<b>211,135</b>	<b>59,304</b>



2013 Taka	2012 Taka
--------------	--------------

**32.3 Other Operating Expenses**

Office Entertainment	93,979	54,789
Board Entertainment	58,081	46,535
Subscription to DSE Members' Club	12,943	4,797
Stock Broker and Dealer Fees	21,500	-
Share Transfer Fees	-	64,500
Miscellaneous	28,120	106,135
	<b>214,623</b>	<b>276,756</b>

**33. Other Non-Operating Income**

Interest on Investment in FDR	5,058,607	7,622,033
Interest on SND Account	2,880,176	847,993
	<b>7,938,783</b>	<b>8,470,026</b>

**34. Deferred Tax Expense**

Closing Balance of Deferred Tax Liability	106,551	50,218
Opening Balance of Deferred Tax Liability	50,218	-
	<b>56,333</b>	<b>50,218</b>

**35. Related Party Disclosures**

The following amounts are related to Bangladesh Development Bank Limited (BDBL) which is the parent company of BDBL Securities Limited:

**Nature of Transactions                      Name of Party                      Relationship**

**Payable to related Party**

Salary and Allowances			6,541,496	5,543,685
Furniture and Fixture			80,529	89,572
Preliminary Expenses	BDBL	Parent Company	-	390,925
Computer Equipment			-	92,001
Miscellaneous Expenses			-	32,595
			<b>6,622,025</b>	<b>6,148,778</b>

**Received from related Party**

Bank Overdraft	BDBL	Parent Company	<b>90,000,000</b>	-
----------------	------	----------------	-------------------	---

**Paid to related Party**

Paid against Expenditure	BDBL	Parent Company	1,000,000	-
Purchase of Membership			-	5,600,000
			<b>1,000,000</b>	<b>5,600,000</b>

**BDBL Securities Limited**  
**Schedule of Property, Plant and Equipment**  
**As on 31 December, 2013**

Annexure-A



**ACNABIN**  
Chartered Accountants

(Amount in Taka)

Particulars	Cost				Rate %	Depreciation				Written Down Value as on 31.12.2013
	Balance as on 01.01.2013	Addition during the year	Adjustment/ Disposal during the year	Balance as on 31.12.2013		Balance as on 01.01.2013	Charged during the year	Adjustment/ Disposal during the year	Balance as on 31.12.2013	
Furniture and Fixtures	608,423	792,807	-	1,401,230	10	60,842	71,736	-	132,578	1,268,652
Office Equipments	1,311,600	305,500	-	1,617,100	20	262,320	225,131	-	487,451	1,129,649
Computers	1,431,151	536,050	-	1,967,201	20	295,430	393,440	-	688,870	1,278,331
Motor Vehicles	3,280,000	-	-	3,280,000	20	328,000	656,000	-	984,000	2,296,000
Office Decoration	4,040,755	542,390	-	4,583,145	10	404,076	377,228	-	781,303	3,801,842
<b>As on 31 December 2013</b>	<b>10,671,929</b>	<b>2,176,747</b>	<b>-</b>	<b>12,848,676</b>		<b>1,350,668</b>	<b>1,723,534</b>	<b>-</b>	<b>3,074,202</b>	<b>9,774,474</b>
<b>As on 31 December 2012</b>	<b>92,001</b>	<b>10,579,928</b>	<b>-</b>	<b>10,671,929</b>		<b>9,200</b>	<b>1,341,468</b>	<b>-</b>	<b>1,350,668</b>	<b>9,321,261</b>

**BDBL Securities Limited**  
**Statement of Investment in Shares**  
**For the year ended on 31 December, 2013**

Annexure-B

(Amount in Taka)


 Chartered Accountants  
**ACNABIN**

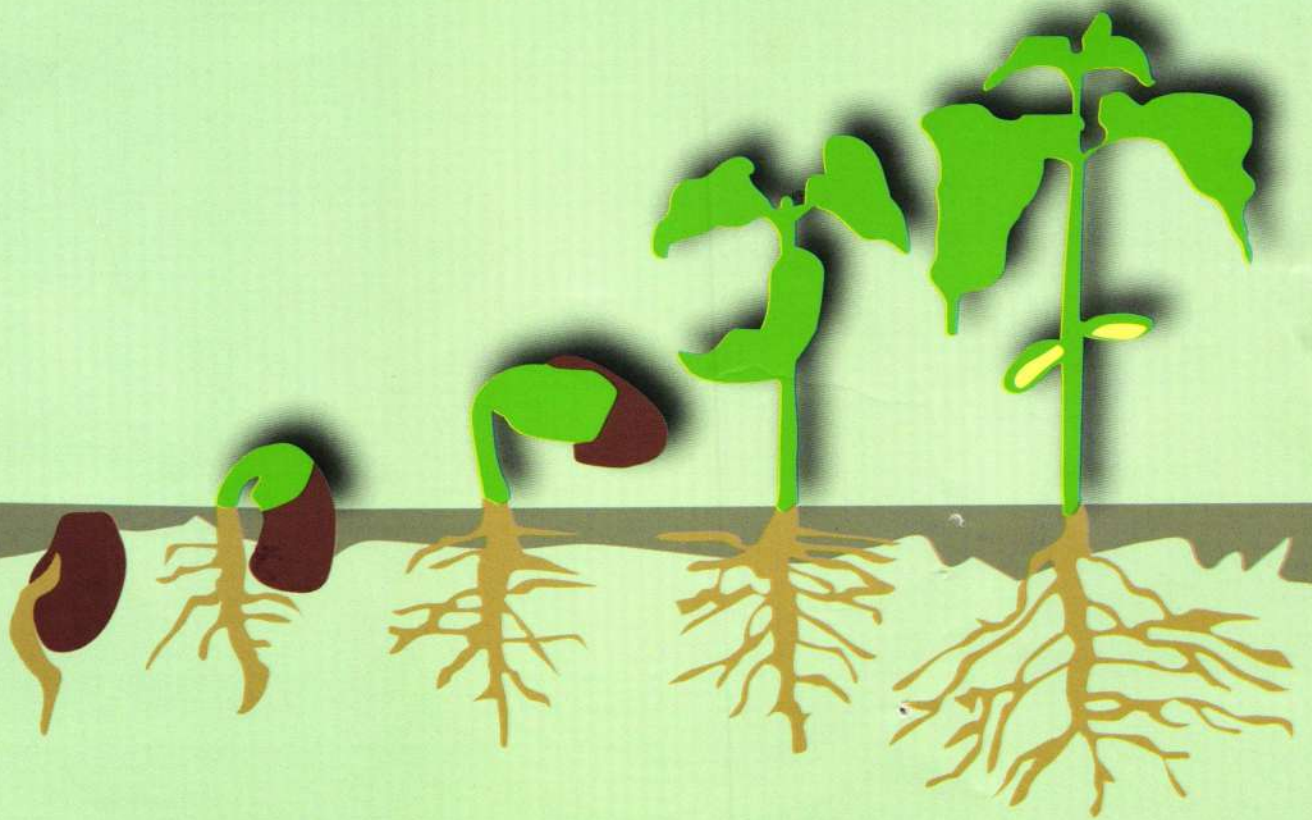
Sl #	Name of the Companies	Types of Shares	Face Value	Number of Shares	Average Costs	Total Cost	Quoted Rate per share as on 31.12.2013	Total Market Value as on 31.12.2013	Unrealized Gain/(Loss)
<b>Quoted Price:</b>									
<b>Banks</b>									
1	Dutch-Bangla	A	10	29,500	120.21	3,546,200	104.70	3,088,650	(457,550)
2	National Bank Ltd.	A	10	148,400	27.10	4,022,000	11.80	1,751,120	(2,270,880)
						<b>7,568,200</b>		<b>4,839,770</b>	<b>(2,728,430)</b>
<b>Insurance and Leasing</b>									
1	Asia Pacific Insurance Ltd.	A	10	174,000	30.25	5,264,100	30.00	5,220,000	(44,100)
2	Peoples Insurance	A	10	76,600	36.14	2,768,180	33.60	2,573,760	(194,420)
3	Prime Finance	A	10	6,050	25.60	154,880	26.70	161,535	6,655
4	Premier Leasing	A	10	733,000	10.73	7,863,300	10.00	7,330,000	(533,300)
						<b>16,050,460</b>		<b>15,285,295</b>	<b>(765,165)</b>
<b>Fuel and Power</b>									
1	Summit Power	A	10	23,300	46.20	1,076,440	38.40	894,720	(181,720)
2	Titas Gas	A	10	120,000	79.53	9,543,050	73.80	8,856,000	(687,050)
3	SPPCL	A	10	288,300	62.37	17,981,834	61.60	17,759,280	(222,554)
						<b>28,601,324</b>		<b>27,510,000</b>	<b>(1,091,324)</b>
<b>Mutual Fund</b>									
1	PF 1st MF	A	10	303,500	7.77	2,358,150	5.40	1,638,900	(719,250)
<b>Pharmaceuticals and Chemicals</b>									
1	Pharma Aid	A	10	20,650	207.41	4,282,940	157.70	3,256,505	(1,026,435)
<b>Textile</b>									
1	ZahinTex	N	10	20,500	25.38	520,387	27.40	561,700	41,313
2	Rahim Textile	A	10	13,337	232.98	3,107,302	230.20	3,070,177	(37,125)
						<b>3,627,689</b>		<b>3,631,877</b>	<b>4,188</b>
<b>Cement</b>									
1	Lafarge Surma	Z	10	47,000	32.77	1,540,417	33.50	1,574,500	34,083
<b>Miscellaneous</b>									
1	BEXIMCO	A	10	500,000	36.56	18,281,392	32.20	16,100,000	(2,181,392)
2	GQ Ballpen	A	10	228,250	151.43	34,562,955	142.50	32,525,625	(2,037,330)
3	Samorita Hospital	A	10	57,150	85.96	4,912,434	87.80	5,017,770	105,336
4	BD Thai	A	10	162,800	31.82	5,179,720	30.40	4,949,120	(230,600)
5	Unique Hotel	A	10	212,100	83.54	17,717,977	78.00	16,543,800	(1,174,177)
						<b>80,654,478</b>		<b>75,136,315</b>	<b>(5,518,163)</b>
<b>Total Investments (19) in Quoted Shares</b>						<b>144,683,659</b>		<b>132,873,162</b>	<b>(11,810,497)</b>

# Zone and Branch Offices Of BDBL

MAP OF BANGLADESH

- Head Office 
- Zonal Office 
- Branch Office 







# Green Banking

Green Banking is one of our most preferred areas





 বি ডি বি এল ভবন

BDBL Bhaban, 12, Karwan Bazar, Dhaka



**BDBL**

বাংলাদেশ ডেভেলপমেন্ট ব্যাংক লিমিটেড  
**BANGLADESH DEVELOPMENT BANK LIMITED**

A STATE-OWNED BANK

8, Rajuk Avenue, Dhaka-1000, Bangladesh

PABX : 9555151-59, 9560014-15

Fax : 88-02-9562061, 9557622

Website : [www.bdbl.com.bd](http://www.bdbl.com.bd)

SWIFT Code BIC : BDDBBDDH