


Bangladesh Development Bank PLC.

Independent Auditors' Report and Audited Financial Statements

For the year ended 31 December 2024



Basu Banerjee Nath & Co.
Chartered Accountants
Dhaka Trade Centre (11th Floor),
99, Kazi Nazrul Islam Avenue,
Karwan Bazar, Dhaka-1215.
Phone: +88 02 55012551-2
E-mail: info@bbnco.net
Web: www.bbnco.net

UHY Syful Shamsul Alam & Co.
Chartered Accountants
Corporate Office:
Paramount Heights (Level-6), 65/2/1,
Box Culvert Road, Purana Paltan, Dhaka-1000.
Phone: +880-2-9555915, 9515431, 9515491
Cell: 8801707678697
E-mail: ssac@ssacbd.com
Web: www.ssacbd.com

Key Audit Matters

Key audit matters are those matters that, in our professional judgment, were of most significance in our audit of the consolidated and separate financial statements of the current period. These matters were addressed in the context of our audit of the consolidated and separate financial statements as a whole, and in forming our opinion thereon, and we do not provide a separate opinion on these matters. For each matter below our description of how our audit addressed the matter is provided in that context.

1) Measurement of provision for Loans and Advances	
See notes 7, 12.7 & 12.8 to the financial statements	
Description of key audit matters	How the matter was addressed in our audit
<p>The process for estimating the provision for loans and advances is associated with credit risk and is judgmental, significant, and complex. While estimating such provision certain judgmental factors need to be considered including:</p> <ul style="list-style-type: none"> • Future business performance of the borrower; • Key assumptions relating to the further business performance of the borrower; • Market value of the collateral; • Ability to repossess collateral; and • Recovery rates. <p>Furthermore, these provisions are processed through the CBS system that deals with voluminous data extracted from the IT system of the Bank and following the instructions of Bangladesh Bank (the central bank of Bangladesh) issued from time to time.</p> <p>Due to the high level of judgment involved and using some manual process in estimating the provision for loans and advances, we considered this to be a key audit matter.</p> <p>At year-end, the Group and the Bank reported total gross loans and advances of BDT 25,549.456 million (2023: BDT 26,571.068 million) and provisions as required for loans and advances of BDT 3,200.375 million (2023: BDT 3,613.673 million).</p> <p>We have focused on the following significant judgments and estimates that could give rise to material misstatement or management bias:</p> <p>Completeness and timing of recognition of loss events following criteria set out in BRPD Circular no.14 dated 23 September 2012, BRPD Circular no. 03 dated 21 April 2019 and its subsequent amendments.</p>	<p>We tested the design and operating effectiveness of key controls focusing on the following:</p> <ul style="list-style-type: none"> • Credit appraisal, loan disbursement procedures, monitoring and provisioning process; • Identification of loss events, including early warning and default warning indicators; and • Reviewed quarterly Classification of Loans (CL). <p>Our substantive procedures in relation to the provision for loans and advances portfolio comprised the following:</p> <ul style="list-style-type: none"> • Reviewed the adequacy of the general and specific provisions in line with related Bangladesh Bank guidelines; • Assessed the methodologies on which the provision amounts are based, recalculated the provisions, and tested the completeness and accuracy of the underlying information; <p>Evaluated the appropriateness and presentation of disclosures against relevant accounting standards and Bangladesh Bank guidelines;</p> <ul style="list-style-type: none"> • Evaluated the balances of loans and advances and provisions of overseas branches whether those are properly incorporated in the gross balances thereon; and <p>Finally, we compared the amount of provision requirement as determined by the Bangladesh Bank inspection team to the actual amount of provision maintained.</p>

INDEPENDENT AUDITORS' REPORT

To the Shareholders of Bangladesh Development Bank PLC.

For the year ended 31 December 2024

Report on the Audit of the Consolidated and Separate Financial Statements

Opinion

We have audited the consolidated financial statements of Bangladesh Development Bank PLC and its subsidiaries (the "Group") as well as the separate financial statements of Bangladesh Development Bank PLC (the "Bank"), which comprise the consolidated and separate balance sheets as at 31 December 2024 and the consolidated and separate profit and loss accounts, consolidated and separate statements of changes in equity and consolidated and separate cash flow statements for the year then ended, and notes to the consolidated and separate financial statements, including a summary of significant accounting policies.

In our opinion, the accompanying consolidated financial statements of the Group and separate financial statements of the Bank give a true and fair view of the consolidated balance sheet of the Group and the separate balance sheet of the Bank as at 31 December 2024, and of its consolidated and separate profit and loss accounts and its consolidated and separate cash flows for the year then ended in accordance with International Financial Reporting Standards (IFRSs) as explained in note 2, except for as disclosed in Note 2.41, and other applicable laws and regulations.

Basis for Opinion

We conducted our audit in accordance with the International Standards on Auditing (ISAs). Our responsibilities under those standards are further described in the Auditors' Responsibilities for the Audit of the Consolidated and Separate Financial Statements section of our report. We are independent of the Group and the Bank in accordance with the International Ethics Standards Board for Accountants Code of Ethics for Professional Accountants (IESBA Code), and Bangladesh Bank, and we have fulfilled our other ethical responsibilities in accordance with the IESBA Code and the Institute of Chartered Accountants of Bangladesh (ICAB) Bye-Laws. We believe that the audit evidence we have obtained is sufficient and appropriate to provide a basis for our opinion.

Emphasis of matters

1. We refer to Notes 12.6, 12.7, and 12.8 of the financial statements, which detail the required provisions for these assets, the provisions maintained, the resulting shortfall, and the deferral of this shortfall, in accordance with Bangladesh Bank's letter ref. no. DOS (CAMS)1157/41(Dividend)/2025-309, dated 21 May 2025. Through this letter, Bangladesh Bank has granted approval for the entity to prepare its financial statements for the year ended 31 December 2024 without recognizing adjustments for the provision shortfall amounting to BDT 183.58 Crore, due to insufficient profitability to fully address the deficiency.
2. We draw attention to Notes 12.4 and 23.1 of the financial statements, which summarize the required provisions for the gratuity fund, the planned contributions, and management's reassessment of the fund's adequacy in relation to short- to medium-term liabilities, alongside potential adjustments for changes in pay scales and pension policies.
3. We draw attention to Notes 6.2 and 6.2.1 of the financial statements, which detail the investments in shares categorized by listing status and highlight a quantity mismatch between the CDBL records and the bank's portfolio statement for certain shares arising from pending dematerialization procedures.
4. We draw attention to Note 2.7.1 of the financial statements, which outlines the policy of adjusting depreciation on revalued assets directly against the revaluation reserve within the equity statements, in accordance with the instruction of Bangladesh Bank.
5. We draw attention to Note 12.1 of the financial statements, which outlines the current status of the bank's tax provisions and the management's judgment on the matter.

Our opinion is not modified with respect to these matters.



2) Legal and regulatory matters	
The key audit matter	How the matter was addressed in our audit
<p>We focused on this area because the Bank and its subsidiary (the "Group") operate in a legal and regulatory environment that is exposed to significant litigation and similar risks arising from disputes and regulatory proceedings. Such matters are subject to many uncertainties and the outcome may be difficult to predict.</p> <p>These uncertainties inherently affect the amount and timing of potential outflows with respect to the provisions that have been established as other contingent liabilities.</p> <p>Overall, the legal provision represents the Group's and the Bank's best estimate for existing legal matters that have a probable and estimable impact on the Group's financial position.</p>	<p>We obtained an understanding of the Group and the Bank's key controls over the legal compliance. We enquired to those charged with governance to obtain their view on the status of all significant litigation and regulatory matters.</p> <p>We enquired about the Bank's internal legal counsel for all significant litigation and regulatory matters and inspected internal notes and reports.</p> <p>We assessed the methodologies on which the provision amounts are based, recalculated the provisions, and tested the completeness and accuracy of the underlying information.</p> <p>We also assessed the Bank's provisions and contingent liabilities disclosure.</p>

3) Valuation of Treasury Bill and Treasury Bond	
See note 6.1 to the financial statements	
The key audit matter	How the matter was addressed in our audit
<p>The classification and measurement of Treasury Bills and Treasury Bonds require judgment and complex estimates.</p> <p>In the absence of a quoted price in an active market, the fair value of T-Bills and T-Bonds is determined using complex valuation techniques which may take into consideration direct or indirect unobservable market data and complex pricing models.</p>	<p>We tested the operating effectiveness of key controls focusing on the classification and measurement of Treasury Bills and Treasury Bonds.</p> <p>We tested a sample of the valuation models and the inputs used in those models using a variety of techniques. Applied in the circumstances.</p> <p>Finally, we have assessed the appropriateness and presentation of disclosures against relevant accounting standards and Bangladesh Bank guidelines.</p>

4) Carrying value of investments in subsidiaries	
See note 9 to the financial statements	
The key audit matter	How the matter was addressed in our audit
<p>The Bank has invested in equity shares of its subsidiaries namely BDBL Securities Limited and BDBL Investment Services Limited. As at 31 December 2024 the carrying value of these investment in the subsidiaries is BDT 1,000 million (2023: BDT 1,000 million).</p> <p>The Bank is required to perform impairment test of investment in subsidiaries when impairment indication exists. The impairment testing is considered to be a key audit matter due to the complexity and judgments required in determining the assumptions to be used to estimate the recoverable amount which is higher of fair value less costs to sell and value in use.</p> <p>Management has not conducted impairment assessment and calculated recoverable values of its subsidiaries as no impairment indication exist.</p>	<p>We have reviewed management's analysis of impairment assessment and recoverable value calculation of subsidiaries in accordance with IAS 36, Impairment of Assets.</p> <p>In particular, our discussion with the Management were focused on the continued appropriateness of the value in use model, the key assumption used in the model, the reasonably possible alternative assumptions, particularly where they had the most impact on the value in use calculation.</p>

5) Recognition of interest income from loans and advances	
See note 18 to the financial statements	
The key audit matter	How the matter was addressed in our audit
<p>Recognition of interest income has significant and wide influence on financial statements. Recognition and measurement of interest income has involvement of complex IT environment.</p> <p>We identify recognition of interest income from loans and advances as a key audit matter because this is one of the key performance indicators of the Bank and therefore there is an inherent risk of fraud and error in recognition of interest by management to meet specific targets or expectations.</p>	<p>We tested the design and operating effectiveness of key controls over recognition and measurement of interest on loans and advances.</p> <p>We performed test of operating effectiveness on automated control in place to measure and recognize interest income. We have also performed substantive procedure to check whether interest income is recognized completely and accurately.</p> <p>We assessed the appropriateness and presentation of disclosure against relevant accounting standards and Bangladesh Bank guidelines.</p>

6) Loans and Advances	
See notes 7 & 7(a) to the financial statements	
The key audit matter	How the matter was addressed in our audit
<p>Loans and advances are the vital component of the financial statements of the bank. Income of the bank is primarily reliant on the portfolio of loans and advances. Management performance is highly dependent on the target achievement of loans and advances. Loan disbursement requires robust documentation followed by approval from an appropriate level of authority.</p> <p>We identified loans and advances as a key audit matter because there is an inherent risk of fraud and error in disbursement of loans and advances by management to meet specific targets or expectations.</p> <p>At year end the Group and the Bank reported total gross loans and advances of BDT 2,5549.456 million (2023: BDT 26,571.068 million).</p>	<p>We tested the design and operating effectiveness of key controls focusing on credit appraisal, loan disbursement procedures and monitoring process of loans and advances.</p> <p>We performed procedures to check whether the bank has ensured appropriate documentation as per Bangladesh bank regulations and Bank's policy before disbursement of loans and advances. In addition, we have performed procedures to check whether the loans and advances is recorded completely and accurately and that are existed at the reporting date.</p>

7) Measurement of Deferred Tax Liabilities	
See note 12.2 to the financial statements	
The key audit matter	How the matter was addressed in our audit
<p>The Bank has recognized deferred tax liabilities for taxable temporary differences which is probable that temporary differences will reverse in future.</p> <p>The Bank has reported net deferred tax liabilities to a total of BDT 973.510 million (2023: BDT 1,002.697 million) as at 31 December 2024. Significant judgment is required in relation to deferred tax liabilities as their recoverability is dependent on forecasts of future profitability over a number of years</p>	<p>We obtained an understanding of the Group and the Bank's key controls over the recognition and measurement of deferred tax liabilities and the assumptions used in estimating the Group and Bank's future taxable income.</p> <p>We also assessed the completeness and accuracy of the data used for the estimations of future taxable income.</p> <p>We involved tax specialists to assess key assumptions, controls, recognition, and measurement of DTA's.</p> <p>Finally, we assessed the appropriateness and presentation of disclosures as per IAS 12 Income Tax.</p>



8) IT systems and controls	
The key audit matter	How the matter was addressed in our audit
<p>Our audit procedures have been focused on IT systems and controls due to the pervasive nature and complexity of the IT environment, the large volume of transactions processed in numerous locations daily, and the reliance on automated and IT-dependent manual controls.</p> <p>We have focused on master data management, user access management and developer access to the production environment and changes to the IT environment. Among others, these are key to ensuring the operating effectiveness of manual with automated control as well as fully automated control systems.</p>	<p>We tested the design and operating effectiveness of the bank's IT access controls over the information systems that are critical to financial reporting.</p> <p>We tested IT general controls (logical access, changes management and aspects of IT operational controls). This included testing that requests for access to systems were appropriately reviewed and authorized.</p> <p>We tested the Group's periodic review of access rights. We also inspected requests of changes to systems for appropriate approval and authorization. We considered the control environment relating to various interfaces, configuration and other application layer controls identified as key to our audit. Where deficiencies were identified, we tested compensating controls or performed alternate procedures.</p> <p>In addition, we understood where relevant, changes were made to the IT landscapeduring the audit period and tested those changes that had a significant impact on financial reporting.</p>

Other Information

Management is responsible for the other information. The other information comprises all of the information in the Annual Report other than the consolidated and separate financial statements and our auditors' report thereon. The Annual Report is expected to be made available to us after the date of this auditors' report. Our opinion on the consolidated and separate financial statements does not cover the other information and we do not express any form of assurance conclusion thereon.

In connection with our audit of the consolidated and separate financial statements, our responsibility is to read the other information identified above when it becomes available and, in doing so, consider whether the other information is materially inconsistent with the financial statements or our knowledge obtained in the audit, or otherwise appears to be materially misstated. When we read the annual report, if we conclude that there is a material misstatement therein, we are required to communicate the matter to the board of directors of the Bank.

Responsibilities of Management and Those Charged with Governance for the Consolidated and Separate Financial Statements and Internal Controls

Management is responsible for the preparation and fair presentation of the consolidated financial statements of the Group and also separate financial statements of the Bank in accordance with IFRSs as explained in note 2, and for such internal control as management determines is necessary to enable the preparation of consolidated and separate financial statements that are free from material misstatement, whether due to fraud or error. The Bank Company Act, 1991 (as amended up to date) and the Bangladesh Bank Regulations require the Management to ensure effective internal audit, internal control and risk management functions of the Bank. The Management is also required to make a self-assessment on the effectiveness of anti-fraud internal controls and report to Bangladesh Bank on instances of fraud and forgeries. In preparing the consolidated and separate financial statements, management is responsible for assessing the Group's and the Bank's ability to continue as a going concern, disclosing, as applicable, matters related to going concern and using the going concern basis of accounting unless management either intends to liquidate the Group and the Bank or to cease operations, or has no realistic alternative but to do so. Those charged with governance are responsible for overseeing the Group's and the Bank's financial reporting process.



Auditors' Responsibilities for the Audit of the Consolidated and Separate Financial Statements

Our objectives are to obtain reasonable assurance about whether the consolidated and separate financial statements as a whole are free from material misstatement, whether due to fraud or error and to issue an auditors' report that includes our opinion. Reasonable assurance is a high level of assurance but is not a guarantee that an audit conducted following ISAs will always detect a material misstatement when it exists. Misstatements can arise from fraud or error and are considered material if, individually or in the aggregate, they could reasonably be expected to influence the economic decisions of users taken based on these consolidated and separate financial statements.

As part of an audit following ISAs, we exercise professional judgment and maintain professional skepticism throughout the audit. We also:

- Identify and assess the risks of material misstatement of the consolidated and separate financial statements, whether due to fraud or error, design and perform audit procedures responsive to those risks, and obtain audit evidence that is sufficient and appropriate to provide a basis for our opinion. The risk of not detecting a material misstatement resulting from fraud is higher than for one resulting from error, as fraud may involve collusion, forgery, intentional omissions, misrepresentations, or the override of internal control.
- Obtain an understanding of internal control relevant to the audit in order to design audit procedures that are appropriate in the circumstances.
- Evaluate the appropriateness of accounting policies used and the reasonableness of accounting estimates and related disclosures made by management.
- Conclude on the appropriateness of management's use of the going concern basis of accounting and, based on the audit evidence obtained, whether a material uncertainty exists related to events or conditions that may cast significant doubt on the Group's and the Bank's ability to continue as a going concern. If we conclude that a material uncertainty exists, we are required to draw attention in our auditors' report to the related disclosures in the consolidated and separate financial statements or, if such disclosures are inadequate, to modify our opinion. Our conclusions are based on the audit evidence obtained up to the date of our auditors' report. However, future events or conditions may cause the Group and the Bank to cease to continue as a going concern.
- Evaluate the overall presentation, structure and content of the consolidated and separate financial statements, including the disclosures, and whether the consolidated and separate financial statements represent the underlying transactions and events in a manner that achieves fair presentation.
- Obtain sufficient appropriate audit evidence regarding the financial information of the entities or business activities within the Group to express an opinion on the consolidated financial statements. We are responsible for the direction, supervision and performance of the group audit. We remain solely responsible for our audit opinion.

We communicate with those charged with governance regarding, among other matters, the planned scope and timing of the audit and significant audit findings, including any significant deficiencies in internal control that we identify during our audit.

We also provide those charged with governance with a statement that we have complied with relevant ethical requirements regarding independence, and to communicate with them all relationships and other matters that may reasonably be thought to bear on our independence, and where applicable, related safeguards.

From the matters communicated with those charged with governance, we determine those matters that were of most significance in the audit of the financial statements of the current period and are therefore the key audit matters. We describe these matters in our auditors' report unless law or regulation precludes public disclosure about the matter or when, in extremely rare circumstances, we determine that a matter should not be communicated in our report because the adverse consequences of doing so would reasonably be expected to outweigh the public interest benefits of such communication.




Report on Other Legal and Regulatory Requirements


In accordance with the Companies Act 1994, the Bank Company Act 1991 (as amended up to date), and the rules and regulations issued by Bangladesh Bank, we also report that:

- i. we have obtained all the information and explanations which to the best of our knowledge and belief were necessary for our audit and made due verification thereof;
- ii. to the extent noted during our audit work performed on the basis stated under the Auditors' Responsibility section in forming the above opinion on the consolidated financial statements of the Group and separate financial statements of the bank and considering the reports of the Management to Bangladesh Bank on anti-fraud internal controls and instances of fraud and forgeries as stated under the Management's Responsibility for the consolidated and separate financial statements and internal control:
 - a) internal audit, internal control, and risk management arrangements of the Group as disclosed in the financial statements appeared to be materially adequate; and
 - b) nothing has come to our attention regarding material instances of forgery or irregularity or administrative error and exception or anything detrimental committed by employees of the Group and its related entities (other than matters disclosed in these financial statements);
- iii. financial statements for the year ended 31 December 2024 of subsidiaries namely BDBL Securities Limited and BDBL Investment Services Limited have been audited by K. M. Hasan & Co., Chartered Accountants, who issued unmodified opinion for these financial statements, and have been properly reflected in the consolidated financial statements;
- iv. in our opinion, proper books of account as required by law have been kept by the Group and the Bank so far as it appeared from our examination of those books;
- v. the records and statements submitted by the branches have been properly maintained and consolidated in the financial statements;
- vi. the consolidated balance sheet and consolidated profit and loss account together with the annexed notes dealt with by the report are in agreement with the books of account and returns;
- vii. the expenditures incurred were for the purpose of the Bank's business for the year;
- viii. the consolidated financial statements of the Group and the separate financial statements of the Bank have been drawn up in conformity, except if reported otherwise, with prevailing rules, regulations and accounting standards as well as related guidance issued by Bangladesh Bank;
- ix. provisions have been made for loans & advance and investment in other bank and financial institution which are, in our opinion, doubtful of recovery in congruence with the Bangladesh Bank (Letter no. DOS (CAMS)1157/41 (Dividend)/2025-309, dated 21 May 2025) as explained in note no. 12.5, 12.6, 12.7 & 12.8;
- x. the information and explanations required by us have been received and found satisfactory;
- xi. we have reviewed over 80% of the risk weighted assets of the Bank and spent over 7,087 person hours; and
- xii. Capital to Risk-weighted Asset Ratio (CRAR) as required by Bangladesh Bank has been maintained adequately during the year.

Signed for & on behalf of
Basu Banerjee Nath & Co.
Chartered Accountants


Uzzal Deb Nath, FCA
Partner
ICAB Enrolment No. 1176
DVC No. 2505291176AS958253

Signed for & on behalf of
Syful Shamsul Alam & Co.
Chartered Accountants


Md. Jafor Ullah, ACA, MBA (NUBS, UK)
Partner
ICAB Enrolment No. 2080
DVC No. 2505282080AS537672

Dhaka.
Dated: 28 May 2025



Bangladesh Development Bank PLC. and Its Subsidiaries
Consolidated Balance Sheet
As at 31 December 2024


Particulars	Notes	2024 Taka	2023 Taka
PROPERTY AND ASSETS			
Cash	3(a)	1,985,116,770	1,543,373,331
In hand (including foreign currencies)		126,517,481	127,941,151
Balance with Bangladesh Bank and its agent bank(s) (including foreign currencies)		1,858,599,289	1,415,432,180
Balance with other banks and financial institutions	4(a)	6,248,721,432	9,716,576,060
In Bangladesh		5,594,343,630	8,696,249,655
Outside Bangladesh		654,377,802	1,020,326,405
Money at call and on short notice	5	500,000,000	1,180,000,000
Investments	6(a)	14,380,659,513	13,342,464,227
Government		3,821,608,937	2,391,407,267
Others		10,559,050,576	10,951,056,960
Loans and advances	7(a)	25,443,490,742	26,373,478,317
Loans, cash credit and overdrafts, etc		24,955,942,004	25,848,543,890
Bill purchased and discounted		487,548,738	524,934,427
Fixed assets including premises, furniture and fixtures	8(a)	7,413,848,742	7,519,562,734
Other assets	9(a)	5,040,509,890	4,899,024,637
Non-Banking Asset		-	-
Total assets		61,012,347,089	64,574,479,306
LIABILITIES AND CAPITAL			
Liabilities			
Borrowings from other Banks, financial institutions and agents	10	1,406,810,234	1,138,450,387
Deposits and other accounts	11(a)	27,530,100,612	30,535,293,338
Current and other accounts		901,161,799	1,029,712,783
Bills payable		112,985,626	188,175,014
Savings bank deposits		3,824,119,371	3,997,306,504
Fixed deposits		22,691,833,816	25,320,099,037
Other deposits		-	-
Other liabilities	12(a)	12,583,884,951	13,383,181,157
Total liabilities		41,520,795,797	45,056,924,882
Shareholders' equity			
Total shareholders' equity		19,491,551,292	19,517,554,424
Paid-up capital	13	6,000,000,000	6,000,000,000
Quasi equity	14	134,744,560	134,744,560
Statutory reserve	15	2,800,471,336	2,765,971,336
General reserve	16.1	2,377,755,115	2,377,755,115
Revaluation reserve	16.2(a)	6,085,898,886	6,161,431,440
Other reserve	16.3(a)	1,138,147,410	1,135,382,753
Retained earnings	16(a.i)	954,533,985	942,269,220
Total liabilities and shareholders' equity		61,012,347,089	64,574,479,306




Bangladesh Development Bank PLC. and Its Subsidiaries
Consolidated Balance Sheet
As at 31 December 2024

Particulars	Notes	2024 Taka	2023 Taka
OFF-BALANCE SHEET ITEMS			
Contingent liabilities			
Acceptance and endorsements		-	-
Acceptance for FC guarantee		-	-
Letters of credit		343,317,338	641,785,244
Bills for collection		257,039,569	307,673,380
Other contingent liabilities		68,869,484	123,279,803
Sub-total	16.4	669,226,391	1,072,738,427
Other commitments			
Documentary credits and other short term trade-related transaction		-	-
Liability on account of outstanding forward exchange contract		-	-
Forward assets purchased and forward deposit placed		-	-
Undrawn note issuance and revolving underwriting facilities		-	-
Undrawn formal standby facilities, credit lines and other commitments		-	-
Sub-total		-	-
Total off-balance sheet items including contingent liabilities		669,226,391	1,072,738,427


The annexed notes from 1 to 35 form an integral part of these consolidated financial statements.



 Managing Director & CEO




 Director




 Chairman

This is the consolidated Balance Sheet referred to in our separate report of even date.

Signed for & on behalf of
 Basu Banerjee Nath & Co.
 Chartered Accountants


 Uzzal Deb Nath, FCA
 Partner
 ICAB Enrolment No.: 1176
 DVC No.: 2505291176AS958253

Signed for & on behalf of
 Syful Shamsul Alam & Co.
 Chartered Accountants


 Md. Jafor Ullah, ACA, MBA (NUBS, UK)
 Partner
 ICAB Enrolment No.: 2080
 DVC No.: 2505282080AS537672

Place: Dhaka.
 Dated: 28 May 2025



Bangladesh Development Bank PLC. and Its Subsidiaries
Consolidated Profit and Loss Account
For the year ended 31 December 2024

Particulars	Notes	2024 Taka	2023 Taka
Interest Income	18(a)	2,279,561,358	2,246,605,221
Interest paid on borrowings, deposits, etc	19(a)	(2,230,796,281)	(1,816,021,610)
Net interest income		48,765,077	430,583,611
Investment income	20(a)	1,044,722,148	384,164,958
Commission, exchange and brokerage	21(a)	56,913,141	91,603,184
Other operating income	22(a)	528,200,227	730,421,035
Total operating income		1,629,835,516	1,206,189,177
Operating expenses			
Salaries and allowances	23(a)	893,411,880	908,817,042
Rent, taxes, insurance, lighting, etc	24(a)	61,737,716	81,096,427
Legal expenses	25(a)	3,848,503	1,679,578
Postage, telecommunication, etc	26(a)	15,412,495	11,473,499
Stationery, printing, advertisement, etc	27(a)	11,964,865	12,980,028
Managing Director's/Chief Executive's remuneration		3,336,657	3,887,500
Directors' fees	28(a)	3,155,064	3,510,837
Auditors' fees	28(b)	1,760,000	1,523,800
Depreciation and repair of Bank's assets	29(a)	153,177,422	115,409,530
Other expenses	30(a)	162,546,724	160,341,403
Total operating expenses		1,310,351,326	1,300,719,644
Profit before provision		368,249,267	336,053,144
Provision for loans and advances		22,500,000	(53,289,707)
Provision for diminution in value of investments	31(a)	137,000,000	72,748,176
Other provisions		-	12,884,628
Total provision		159,500,000	32,343,097
Total profit before taxes		208,749,267	303,710,047
Provision for taxation			
Current tax	12(a.i)	159,850,612	147,179,100
Deferred tax	12(a.ii)	(19,532,825)	26,857,834
		140,317,787	174,036,934
Net profit after tax		68,431,480	129,673,113
Appropriations:			
Statutory reserve		34,500,000	51,100,000
General reserve		-	-
Start up fund		558,000	1,021,000
		35,058,000	52,121,000
Retained surplus	16(a)	33,373,480	77,552,113
Earnings per share (EPS)	33(a)	1.14	2.16

The annexed notes from 1 to 35 form an integral part of these consolidated financial statements.


Managing Director & CEO



Director


Director


Chairman

This is the consolidated Profit & Loss Account referred to in our separate report of even date.

Signed for & on behalf of
Basu Banerjee Nath & Co.
Chartered Accountants



Uzzal Deb Nath, FCA
Partner

ICAB Enrolment No.: 1176
DVC No.: 2505291176AS958253

Place: Dhaka.
Dated: 28 May 2025



Signed for & on behalf of
Syful Shamsul Alam & Co.
Chartered Accountants



Md. Jafor Ullah, ACA, MBA (NUBS, UK)
Partner


ICAB Enrolment No.: 2080
DVC No.: 2505282080A3537672


Bangladesh Development Bank PLC. and Its Subsidiaries
Consolidated Cash Flow Statement
For the year ended 31 December 2024

Particulars	Notes	2024 Taka	2023 Taka
A. Cash flows from operating activities			
Interest receipts in cash		2,320,066,589	2,292,759,728
Interest payments		(2,137,266,855)	(1,581,265,043)
Dividends receipts		277,298,185	337,586,719
Fees and commission receipts in cash		56,913,141	91,603,184
Recoveries of loans previously written-off		67,686,970	341,364,391
Cash payments to employees		(885,997,169)	(909,318,531)
Cash payments to suppliers		5,289,847	(45,550,464)
Income taxes paid		(196,914,776)	(252,943,996)
Receipts from other operating activities		1,131,431,735	487,983,637
Payments for other operating activities		(716,641,553)	(670,871,327)
Operating profit before changes in operating assets and liabilities		(78,133,886)	91,348,298
Increase/(Decrease) in operating assets and liabilities			
Loans and advances		1,021,612,222	(1,774,483,001)
Other assets		137,212,108	301,044,352
Deposits from other banks		-	-
Deposits from customers and others		(3,004,724,076)	1,391,703,219
Other liabilities		(827,674,173)	68,791,219
Cash flow from/(used in) operating assets and liabilities		(2,673,573,919)	(12,944,211)
Net cash flow from/(used in) operating activities		(2,751,707,805)	78,404,086
B. Cash flows from investing activities			
Proceeds from sale of securities		7,217,202,268	497,828,523
Payments for purchase of securities		(8,509,645,815)	(3,173,714,805)
Purchase of fixed asset (property, plant and equipment)		(17,016,126)	(7,772,697)
Net cash (used in)/flow from investing activities		(1,309,459,673)	(2,683,658,979)
C. Cash flows from financing activities			
Decrease in long term borrowing		268,359,847	795,946,260
Dividend paid		(50,000,000)	(20,000,000)
Net cash (used in)/flow from financing activities		218,359,847	775,946,260
D. Net increase/(decrease) in cash and cash equivalents (A+B+C)		(3,842,807,631)	(1,829,308,633)
E. Effects of changes in exchange rate		137,162,197	86,127,647
F. Cash and cash equivalents at beginning of the year		12,439,952,286	14,183,133,272
G. Cash and cash equivalents at end of the year (D+E+F)	32(a)	8,734,306,852	12,439,952,286
Cash and cash equivalents at end of the year			
Cash in hand (including foreign currencies)		126,517,481	127,941,151
Balance with Bangladesh Bank and its agent bank(s)		1,858,599,289	1,415,432,180
Balance with other banks and financial institutions		6,749,190,082	10,896,578,955
		8,734,306,852	12,439,952,286

The annexed notes from 1 to 35 form an integral part of these consolidated financial statements.


Managing Director & CEO


Director


Chairman

Place: Dhaka.

Dated: 28 May 2025





Bangladesh Development Bank PLC. and Its Subsidiaries
Consolidated Statement of Changes in Equity
For the year ended 31 December 2024

Particulars	(Amount in Taka)								
	Paid-up capital	Quasi equity	Statutory reserve	General reserve	Revaluation reserve	Other reserve	Retained earnings	Profit/ (Loss)	Total equity
Balance as at 01 January 2024	6,000,000,000	134,744,560	2,765,971,336	2,377,755,115	6,161,431,440	1,135,382,753	942,269,220	-	19,517,554,424
Transfer to Capital Reserve	-	-	-	-	-	2,764,657	(2,764,657)	-	-
Adjustment of lease liability	-	-	-	-	-	-	506,429	-	506,429
Adjustment of RoU accumulated depreciation	-	-	-	-	(97,226,633)	-	(3,850,487)	-	(3,850,487)
Dep. during the year	-	-	-	-	12,639,463	-	-	-	(97,226,633)
Adjustment for deferred tax	-	-	-	-	9,054,616	-	-	-	12,639,463
Revaluation reserve for bill & bond	-	-	-	-	-	-	-	68,431,480	9,054,616
Net profit for the year	-	-	34,500,000	-	-	-	33,373,480	(67,873,480)	68,431,480
Appropriations made during the year	-	-	-	-	-	-	-	(558,000)	-
Appropriations of profit to other liability for	-	-	-	-	-	-	-	-	-
Start up fund	-	-	-	-	-	-	-	-	-
Dividend paid	-	-	-	-	-	-	(15,000,000)	-	(15,000,000)
Balance as at 31 December 2024	6,000,000,000	134,744,560	2,800,471,336	2,377,755,115	6,085,898,886	1,138,147,410	954,533,985	-	19,491,551,292


For the year ended 31 December 2023

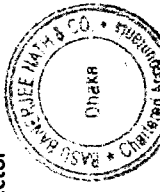
Particulars	(Amount in Taka)								
	Paid-up capital	Quasi equity	Statutory reserve	General reserve	Revaluation reserve	Other reserve	Retained earnings	Profit/ (Loss)	Total equity
Balance as at 01 January 2023	6,000,000,000	134,744,560	2,714,871,336	2,377,755,115	6,231,724,815	1,129,674,291	915,425,569	-	19,504,195,686
Transfer to Capital Reserve	-	-	-	-	-	5,708,462	(5,708,462)	-	-
Dividend adjusted	-	-	-	-	-	-	(20,000,000)	-	(20,000,000)
Dep. during the year	-	-	-	-	(99,719,624)	-	-	-	(99,719,624)
Adjustment for deferred tax	-	-	-	-	12,963,551	-	-	-	12,963,551
Revaluation reserve for bill & bond	-	-	-	-	16,462,698	-	-	-	16,462,698
Net profit for the year	-	-	51,100,000	-	-	-	77,552,113	129,673,113	129,673,113
Appropriations made during the year	-	-	-	-	-	-	-	(128,652,113)	-
Appropriations of profit to other liability for	-	-	-	-	-	-	-	(1,021,000)	(1,021,000)
Start up fund	-	-	-	-	-	-	-	-	-
Dividend paid	-	-	-	-	-	-	(25,000,000)	-	(25,000,000)
Balance as at 31 December 2023	6,000,000,000	134,744,560	2,765,971,336	2,377,755,115	6,161,431,440	1,135,382,753	942,269,220	-	19,517,554,424


Managing Director & CEO


Director


Director


Chairman



Bangladesh Development Bank PLC.
Balance Sheet
As at 31 December 2024

Particulars	Notes	2024 Taka	2023 Taka
PROPERTY AND ASSETS			
Cash	3	1,985,116,770	1,543,373,331
Cash in hand (including foreign currencies)		126,517,481	127,941,151
Balance with Bangladesh Bank and its agent bank(s) (including foreign currencies)		1,858,599,289	1,415,432,180
Balance with other banks and financial institutions	4	6,152,377,053	9,613,457,242
In Bangladesh		5,497,999,251	8,593,130,837
Outside Bangladesh		654,377,802	1,020,326,405
Money at call and on short Notice	5	500,000,000	1,180,000,000
Investments	6	12,471,070,666	11,371,823,152
Government		3,821,608,937	2,391,407,267
Others		8,649,461,729	8,980,415,885
Loans and advances	7	25,549,455,937	26,571,068,159
Loans, cash credit and overdrafts, etc		25,061,907,199	26,046,133,732
Bill purchased and discounted		487,548,738	524,934,427
Fixed assets including premises, furniture and fixtures	8	7,408,868,328	7,513,355,930
Other assets	9	5,829,991,812	5,711,271,355
Non-Banking Asset		-	-
Total assets		59,896,880,566	63,504,349,169
LIABILITIES AND CAPITAL			
Liabilities			
Borrowings from other Banks, financial institutions and agents	10	1,406,810,234	1,138,450,387
Deposits and other accounts	11	27,530,569,262	30,535,634,311
Current and other accounts		901,630,449	1,030,053,756
Bills payable		112,985,626	188,175,014
Savings Bank deposits		3,824,119,371	3,997,306,504
Fixed deposits		22,691,833,816	25,320,099,037
Other deposits		-	-
Other liabilities	12	11,866,482,031	12,713,598,204
Total liabilities		40,803,861,527	44,387,682,902
Shareholders' equity			
Total shareholders' equity		19,093,019,039	19,116,666,267
Paid-up capital	13	6,000,000,000	6,000,000,000
Quasi equity	14	134,744,560	134,744,560
Statutory reserve	15	2,800,471,336	2,765,971,336
General reserve	16.1	2,377,755,115	2,377,755,115
Revaluation reserve	16.2	6,085,898,886	6,161,431,440
Other reserve	16.3	1,065,907,514	1,065,907,514
Retained earnings	16.5	628,241,628	610,856,302
Total liabilities and shareholders' equity		59,896,880,566	63,504,349,169




SCA

Bangladesh Development Bank PLC.


**Balance Sheet
As at 31 December 2024**

Particulars	Notes	2024 Taka	2023 Taka
OFF-BALANCE SHEET ITEMS			
Contingent liabilities			
Acceptance and endorsements		-	-
Acceptance for FC guarantee		-	-
Letters of credit		343,317,338	641,785,244
Bills for collection		257,039,569	307,673,380
Other contingent liabilities		68,869,484	123,279,803
Sub-total	16.4	669,226,391	1,072,738,427
Other commitments			
Documentary credits and other short term trade related transaction		-	-
Liability on account of outstanding forward exchange contract		-	-
Forward assets purchased and forward deposit placed		-	-
Undrawn note issuance and revolving underwriting facilities		-	-
Undrawn formal stand by facilities, credit lines and other commitments		-	-
Sub-total		-	-
Total off-balance sheet items including contingent liabilities		669,226,391	1,072,738,427

The annexed notes from 1 to 35 form an integral part of these financial statements.



Managing Director & CEO



Director



Director





Chairman

This is the Balance Sheet referred to in our separate report of even date.

Signed for & on behalf of
Basu Banerjee Nath & Co.
Chartered Accountants

Signed for & on behalf of
Syful Shamsul Alam & Co.
Chartered Accountants


Uzzal Deb Nath, FCA
Partner
ICAB Enrolment No.: 1176
DVC No.: 2505291176AS958253


Md. Jafor Ullah, ACA, MBA (NUBS, UK)
Partner
ICAB Enrolment No.: 2080
DVC No.: 2505282080AS537672

Place: Dhaka.
Dated: 28 May 2025



Bangladesh Development Bank PLC.
Profit and Loss Account
For the year ended 31 December 2024

Particulars	Notes	2024 Taka	2023 Taka
Interest income	18	2,306,531,097	2,256,707,207
Interest paid on borrowings, deposits, etc	19	(2,230,796,281)	(1,816,021,610)
Net Interest Income		75,734,816	440,685,597
Income from investments	20	909,363,979	280,855,814
Commission, exchange and brokerage	21	28,928,536	60,238,120
Other operating income	22	527,144,203	729,233,200
		1,465,436,718	1,070,327,134
Total operating income		1,541,171,534	1,511,012,731
Operating expenses			
Salaries and allowances	23	870,540,267	885,612,964
Rent, taxes, insurance, lighting, etc	24	55,086,622	74,355,058
Legal expenses	25	3,262,003	1,475,778
Postage, telecommunication, etc	26	15,306,076	11,365,932
Stationery, printing, advertisement, etc	27	11,500,343	12,281,183
Managing Director's/Chief Executive's remuneration		3,336,657	3,887,500
Directors' fees	28	1,493,010	1,838,400
Auditors' fees	28.1	1,541,500	1,104,050
Depreciation and repair of Bank's assets	29	150,927,577	113,190,341
Other expenses	30	152,303,691	150,437,164
Total operating expenses		1,265,297,746	1,255,548,370
Profit before provision		275,873,788	255,464,361
Provision for loans and advances	31.1	-	(57,700,000)
Provision for diminution in value of investments	31.2	103,500,000	44,815,372
Other provisions	31.3	-	12,884,628
Total provision		103,500,000	-
Total profit before taxes		172,373,788	255,464,361
Provision for taxation			
Current tax		136,000,000	126,600,000
Deferred tax	12.2.2	(19,413,596)	26,837,820
		116,586,404	153,437,820
Net profit after tax		55,787,384	102,026,541
Appropriations:			
Statutory reserve		34,500,000	51,100,000
General reserve		-	-
Start up fund		558,000	1,021,000
		35,058,000	52,121,000
Retained surplus		20,729,384	49,905,541
Earnings per share (EPS)	33	0.93	1.70

The annexed notes from 1 to 35 form an integral part of these financial statements.


Managing Director & CEO



Director


Director


Chairman

This is the Profit & Loss Account referred to in our separate report of even date.

Signed for & on behalf of
Basu Banerjee Nath & Co.
Chartered Accountants



Uzzal Deb Nath, FCA
Partner

ICAB Enrolment No.: 1176
DVC No.: 2505291176AS958253

Place: Dhaka.
Dated: 28 May 2025



Signed for & on behalf of
Syful Shamsul Alam & Co.
Chartered Accountants



Md. Jafor Ullah, ACA, MBA (NUBS, UK)
Partner

ICAB Enrolment No.: 2080
DVC No.: 2505282080AS537672


Bangladesh Development Bank PLC.
Cash Flow Statement
For the year ended 31 December 2024


Particulars	Notes	2024 Taka	2023 Taka
A. Cash flows from operating activities			
Interest receipts in cash		2,344,848,478	2,300,693,457
Interest payments		(2,189,931,660)	(1,634,201,653)
Dividend receipts		221,221,482	282,008,044
Fees and commission receipts in cash		28,928,536	60,238,120
Recoveries on loans previously written-off		67,686,970	341,364,391
Cash payments to employees		(885,997,169)	(909,318,531)
Cash payments to suppliers		5,289,847	(45,550,464)
Income taxes paid		(174,574,178)	(217,502,324)
Receipts from other operating activities	22(b)	780,383,087	364,795,093
Payments for other operating activities	30(b)	(298,477,047)	(286,827,922)
Operating profit before changes in operating assets and liabilities		(100,621,654)	255,698,211
Increase/(Decrease) in operating assets and liabilities			
Loans and advances		1,021,612,222	(1,774,483,001)
Other assets		137,212,108	301,044,352
Deposits from other banks		-	-
Deposits from customers and others		(3,005,065,049)	1,390,611,660
Other liabilities		(827,674,173)	68,791,219
Cash flow from/(used in) operating assets and liabilities		(2,673,914,892)	(14,035,770)
Net cash flow from/(used in) operating activities		(2,774,536,546)	241,662,440
B. Cash flows from investing activities			
Proceeds from sale of securities		7,216,127,268	497,828,523
Payments for purchase of securities		(8,509,645,815)	(3,173,714,805)
Purchase of property, plant and equipment		(16,806,596)	(7,694,541)
Net cash (used in)/flow from investing activities		(1,310,325,143)	(2,683,580,823)
C. Cash flows from financing activities			
Increase in long term borrowing		268,359,847	795,946,260
Dividend paid		(20,000,000)	-
Net cash (used in)/flow from financing activities		248,359,847	795,946,260
D. Net increase/(decrease) in cash and cash equivalents (A+B+C)		(3,836,501,842)	(1,645,972,123)
E. Effects of changes in exchange rate		137,162,197	86,127,647
F. Cash and cash equivalents at beginning of the year		12,336,833,468	13,896,677,944
G. Cash and cash equivalents at end of the year (D+E+F)	32	8,637,493,823	12,336,833,468
Cash and cash equivalents at end of the year			
Cash in hand (including foreign currency)		126,517,481	127,941,151
Balance with Bangladesh Bank and its agent bank(s)		1,858,599,289	1,415,432,180
Balance with other banks and financial institutions		6,652,377,053	10,793,460,137
		8,637,493,823	12,336,833,468

The annexed notes from 1 to 35 form an integral part of these financial statements.


Managing Director & CEO


Director


Director


Chairman

Place: Dhaka.
Dated: 28 May 2025



Bangladesh Development Bank PLC.
Statement of Changes in Equity
For the year ended 31 December 2024


Particulars	(Amount in Taka)									
	Paid-up capital	Quasi equity	Statutory reserve	General reserve	Revaluation reserve	Other reserves	Retained earnings	Profit/ (loss)	Total equity	
Balance as at 01 January 2024	6,000,000,000	134,744,560	2,765,971,336	2,377,755,115	6,161,431,440	1,065,907,514	610,856,302	-	19,116,666,267	
Adjustment of lease liability	-	-	-	-	-	-	506,429	-	506,429	
Adjustment of RoU accumulated depreciation	-	-	-	-	-	-	(3,850,487)	-	(3,850,487)	
Depreciation during the year	-	-	-	-	(97,226,633)	-	-	-	(97,226,633)	
Adjustment for deferred tax	-	-	-	-	12,639,463	-	-	-	12,639,463	
Revaluation reserve for bill & bond	-	-	-	-	9,054,616	-	-	-	9,054,616	
Net profit for the year	-	-	34,500,000	-	-	-	-	55,787,384	55,787,384	
Appropriations made during the year	-	-	-	-	-	-	20,729,384	(55,229,384)	-	
Appropriations of profit to other liability for	-	-	-	-	-	-	-	(558,000)	(558,000)	
Start up fund	-	-	-	-	-	-	-	-	-	
Balance as at 31 December 2024	6,000,000,000	134,744,560	2,800,471,336	2,377,755,115	6,085,898,886	1,065,907,514	628,241,628	-	19,093,019,039	

For the year ended 31 December 2023


Particulars	(Amount in Taka)									
	Paid-up capital	Quasi equity	Statutory reserve	General reserve	Revaluation reserve	Other reserves	Retained earnings	Profit/ (loss)	Total equity	
Balance as at 01 January 2023	6,000,000,000	134,744,560	2,714,871,336	2,377,755,115	6,231,724,815	1,065,907,514	580,950,761	-	19,105,954,101	
Dividend adjusted	-	-	-	-	-	-	(20,000,000)	-	(20,000,000)	
Depreciation during the year	-	-	-	-	(99,719,624)	-	-	-	(99,719,624)	
Adjustment for deferred tax	-	-	-	-	12,963,551	-	-	-	12,963,551	
Revaluation reserve for bill & bond	-	-	-	-	16,462,698	-	-	-	16,462,698	
Net profit for the year	-	-	51,100,000	-	-	-	49,905,541	102,026,541	102,026,541	
Appropriations made during the year	-	-	-	-	-	-	-	(101,005,541)	(101,005,541)	
Appropriations of profit to other liability for	-	-	-	-	-	-	-	(1,021,000)	(1,021,000)	
Start up fund	-	-	-	-	-	-	-	-	-	
Balance as at 31 December 2023	6,000,000,000	134,744,560	2,765,971,336	2,377,755,115	6,161,431,440	1,065,907,514	610,856,302	-	19,116,666,267	



Managing Director & CEO



Director



Director



Chairman


Place: Dhaka.
Dated: 28 May 2025




Bangladesh Development Bank PLC.
Liquidity Statement (Analysis of Maturity of Assets and Liabilities)
As at 31 December 2024

Particulars	(Amount in Taka)					
	Not more than 1 month term	1-3 months term	3-12 months term	1-5 years term	Above 5-years term	Total
Assets						
Cash in hand	126,517,481	-	-	-	-	126,517,481
Balance with Bangladesh Bank and Sonali Bank (incl. foreign)	19,346,660	-	-	-	1,839,252,629	1,858,599,289
Balance with other banks and financial institutions and agents	124,300,000	4,570,300,000	1,457,777,053	-	-	6,152,377,053
Money at call and on short notice	500,000,000	-	-	-	-	500,000,000
Investments	-	293,300,000	2,661,600,000	6,451,400,000	3,064,770,666	12,471,070,666
Loans and advances	-	3,514,500,000	8,302,370,220	9,222,100,000	4,510,485,717	25,549,455,937
Fixed assets including premises, furniture and fixtures	-	-	-	-	7,408,868,328	7,408,868,328
Other assets	-	354,200,000	348,700,000	2,190,100,000	2,936,991,812	5,829,991,812
Non-banking assets	-	-	-	-	-	-
Total Assets	770,164,141	8,732,300,000	12,770,447,273	17,863,600,000	19,760,369,152	59,896,880,566
Liabilities						
Borrowing from Bangladesh Bank, Other banks	-	-	723,200,000	682,973,280	636,954	1,406,810,234
Deposits and other accounts	253,600,000	7,244,700,000	10,283,600,000	9,748,669,262	-	27,530,569,262
Provision and other liabilities	-	142,600,000	1,008,100,000	3,726,200,000	6,989,582,031	11,866,482,031
Total Liabilities	253,600,000	7,387,300,000	12,014,900,000	14,157,842,542	6,990,218,985	40,803,861,527
Net liquidity gap	516,564,141	1,345,000,000	755,547,273	3,705,757,458	12,770,150,167	19,093,019,039


Managing Director & CEO


Director


Director


Chairman

Place: Dhaka.

Dated: 28 May 2025

- i) Balance with other banks and financial institutions, Money at call and on short notice are on the basis of their maturity.
- ii) Investments are on the basis of their maturity.
- iii) Loans and advances are on the basis of their maturity.
- iv) Fixed assets including premises land and buildings, furniture and fixtures are on the basis of their useful life.
- v) Other assets are on the basis of their adjustment.
- vi) Borrowings from Bangladesh Bank, other banks, financial institutions and agents are on the basis of their payment.
- vii) Deposits and other accounts are on the basis of their maturity and payment.
- viii) Provision and other liabilities are on the basis of their adjustment.



Bangladesh Development Bank PLC. and Its Subsidiaries
Notes to the consolidated and separate financial statements
As at and for the year ended 31 December 2024

1. Status of the Bank

1.1 Legal form of the Bank

Bangladesh Development Bank PLC. a state owned commercial Bank was incorporated in Bangladesh on 16th November, 2009 under the Companies Act, 1994 to acquire and take-over, as a going concern, the undertakings and business of two specialized Banks i.e.. Bangladesh Shilpa Bank (BSB) and Bangladesh Shilpa Rin Sangstha (BSRS) constituted respectively under the Bangladesh Shilpa Bank Order, 1972 (President Order No.129 of 1972) and Bangladesh Shilpa Rin Sangstha Order, 1972 (President Order No.128 of 1972) with all of their assets, benefits, rights, powers, authorities, privileges, liabilities, borrowings and obligations and to carry on with the same business. Two vendors agreements were executed between the Government of Bangladesh and Bangladesh Development Bank PLC. on 31 December 2009 in this regard. The Bank has 50 (fifty) Branches & 02 (two) 100% owned subsidiaries named BDBL Securities Limited (BSL) and BDBL Investment Services Limited (BISL). The registered office of the Bank is located at 8 Rajuk Avenue, Motijheel, Dhaka-1000 and the website address is www.bdbl.com.bd

1.2 Nature of business

Bangladesh Development Bank PLC. extends financial assistance both in local and foreign currencies for setting up of new industries and provides all kinds of commercial banking services to its customer through its branches in Bangladesh.

The principal activities of the bank are to provide a comprehensive range of financial services:

(a) Personal and commercial banking, including accepting deposits, remittance, money transfer, foreign exchange transaction, guarantee, commitments, trade and services, cash management, selling of savings certificate etc. to its customers. Besides this, bank introduces Debit card, Mobile apps, e-GP (e-Govt. Procurement), A-Challan (Automated Challan System) etc.

(b) Fund based services include short term & long term loans, Project wise industrial credit, Discounting and purchasing bills, Consumers and staff loans, House & car loans etc.

1.3 BDBL Securities Limited (BSL)

BDBL Securities Limited, a fully owned subsidiary company which was incorporated on 23 May 2011 with the Registrar of Joint Stock Companies & Firms with an authorised and paid up capital of BDT 4000 million and BDT 500 million respectively. The company is a member of Dhaka Stock Exchange PLC. (DSE) and Chittagong Stock Exchange PLC. and obtained Stock Broker and Stock Dealer Licenses of DSE on 18 January 2012 and CSE on 15 May 2012.

1.4 BDBL Investment Services Limited (BISL)

BDBL Investment Services Limited, another fully owned subsidiary company which was incorporated on 06 August, 2014 with authorised and paid up capital of BDT 500 million and BDT 500 million respectively. A vendor's Agreement was signed on 11 September, 2014 between Bangladesh Development Bank PLC. and BISL for transfer of membership of DSE Trading Right Entitlement Certificate (TREC) # 152 and shares (7,215,106 share of BDT 10 each). DSE approved conversion of DSE TREC # 152 and shares in favor of BISL at its 813th Board Meeting held on 26 November 2015 and then BSEC issued Stock Dealer and Stock Broker Registration Certificate in favor of BISL on 19 January 2016.

2. Significant accounting policies

2.1 Basis of preparation of the financial statements

The consolidated financial statements of the Group and separate financial statements the Bank have been prepared under the historical cost convention in accordance with International Financial Reporting Standards (IFRSs) with reference to the provisions of the Bank Company Act, 1991 (as amended up to date) and other circulars/instructions of Bangladesh Bank and the Companies Act, 1994.

In case any requirement of the Bank Companies Act 1991 (as amended up to date) and provisions and circulars issued by Bangladesh Bank differ with those of IFRSs as adopted, the requirements of the Bank Company Act 1991 and provisions and circulars issued by Bangladesh Bank shall prevail.

As such the Group and the Bank has departed from those which are the requirements of IAS and IFRS in order to comply with the rules and regulations of Bangladesh Bank are disclosed below:

i) Presentation of financial statements

IFRS: As per IAS 1, a complete set of financial statements comprises a statement of financial position, a statement of profit or loss and other comprehensive income, a statement of changes in equity, a statement of cash flows, notes comprising a summary of significant accounting policies and other explanatory information and comparative information. IAS 1 has also stated the entity to disclose assets and liabilities under current and non-current classification separately in its statement of financial position.



SSA

Bangladesh Bank: A format of financial statements (i.e. balance sheet, profit and loss account, cash flow statement, statement of changes in equity, liquidity statement) is prescribed in the "First Schedule" of section 38 of the Bank Company Act 1991 (as amended up to date) and BRPD circular no. 14 dated 25 June 2003 of Bangladesh Bank. Assets and liabilities are not classified under current and non-current heading in the prescribed format of financial statements.

ii) **Investment in shares and securities**

IFRS: As per requirements of IFRS 9, classification and measurement of investment in shares and securities will depend on how these are managed (the entity's business model) and their contractual cash flow characteristics. Based on these factors it would generally fall either under "at fair value through profit or loss account" or under "at fair value through other comprehensive income" where any change in the fair value (as measured in accordance with IFRS 13) at the year-end is taken to profit and loss account or other comprehensive income respectively.

Bangladesh Bank: As per BRPD Circular no. 14 dated 25 June 2003 investments in quoted shares and unquoted shares are revalued at the year end at market price and as per book value of last audited balance sheet respectively. Provision should be made as per DOS circular no. 1 dated 24 May 2023 for any loss/shortfall arising from the difference between cost price and the last market price (last traded price).

iii) **Revaluation gains/losses on Government securities**

IFRS: As per requirement of IFRS 9 "Financial Instruments: where securities will fall under the category of fair value through profit or loss account and any change in fair value of the asset is recognised through profit or loss account. Held for Trading (HFT), any change in the fair value of held for trading assets is recognised through profit and loss account. Securities designated as Held to Maturity (HTM) are measured at amortized cost method at effective interest rate and interest income is recognized through the profit and loss account.

Bangladesh Bank: HFT securities are revalued on the basis of mark to market and at year end any gains on revaluation of securities which have not matured as at the balance sheet date are recognized in other reserves as a part of equity and any losses on revaluation of securities which have not matured as at the balance sheet date are charged in the profit or loss account. Interest on HFT securities including amortization of discount are recognised in the profit or loss account. HTM securities which have not matured as at the balance sheet date are amortised at the year end and any losses are recognized through profit or loss account and gains on amortization are recognised in other reserve as a part of equity.

iv) **Provision on investments and off-balance sheet items**

IFRS: As per IFRS 9, an entity shall recognise an impairment allowance on investments (loan) based on expected credit losses. At each reporting date, an entity shall measure the impairment allowance for investment (loan) at an amount equal to the lifetime expected credit losses if the credit risk on these investments has increased significantly since initial recognition whether assessed on an individual or collective basis considering all reasonable information, including that which is forward-looking. For those investments (loans) for which the credit risk has not increased significantly since initial recognition, at each reporting date, an entity shall measure the impairment allowance at an amount equal to 12 month expected credit losses that may result from default events on investments that are possible within 12 months after reporting date.

Bangladesh Bank: As per BRPD master circular No.14 (23 September 2012), BRPD Circular No. 03 (21 April 2019), BRPD Circular No. 16 (21 July 2020) and BRPD Circular No. 6 (25 April 2023) other circulars and amendments related to the said circulars shall be duly followed. Besides, bank has to maintain off balance sheet (OBS) provision as per BRPD circular No. 06 dated 25 April 2023. Such provision policies are not specifically in line with those prescribed by IFRS 9 "Financial Instruments".

v) **Recognition of investment income in suspense**

IFRS: Investments (Loans) to customers are generally classified at amortised cost as per IFRS 9 and interest income is recognised by using the effective interest rate method to the gross carrying amount over the term of the loan. Once a loan subsequently become credit-impaired, the entity shall apply the effective interest rate to the amortised cost of these Investments (Loans).

Bangladesh Bank: As per BRPD master Circular no. 14 dated 23 September 2012, once an investment (loan) is classified, investment income on such investments are not allowed to be recognised as income, rather the corresponding amount needs to be credited to an investment income in suspense account, which is presented as liability in the balance sheet.

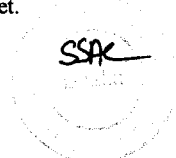
vi) **Other comprehensive income**

IFRS: As per IAS 1, Other Comprehensive Income (OCI) is a component of financial statements or the elements of OCI are to be included in a single other comprehensive income statement.

Bangladesh Bank: Bangladesh Bank has issued templates for financial statements which will strictly be followed by all Banks. The templates of financial statements issued by Bangladesh Bank do not include Other Comprehensive Income nor are the elements of Other Comprehensive Income allowed to be included in a single Other Comprehensive Income (OCI) Statement. As such the Bank does not prepare the other comprehensive income statement. However, elements of OCI, if any, are shown in the statements of changes in equity.



- vii) **Financial instruments – presentation and disclosure**
 In several cases Bangladesh Bank guidelines categorise, recognise, measure and present financial instruments differently from those prescribed in IFRS-9. As such full disclosure and presentation requirements of IFRS-7 and IAS-32 cannot be made in the financial statements.
- viii) **Financial guarantees**
IFRS: As per IFRS 9, financial guarantees are contracts that require the issuer to make specified payments to reimburse the holder for a loss it incurs because a specified debtors fails to make payment when due in accordance with the original or modified terms of a debt instrument. Financial guarantee liabilities are recognised initially at their fair value plus transaction costs that are directly attributable to the issue of the financial liabilities. The financial guarantee liability is subsequently measured at the higher of the amount of loss allowance for expected credit losses as per impairment requirement and the amount initially recognised less, income recognised in accordance with the principles of IFRS 15. Financial guarantees are included within other liabilities.
Bangladesh Bank: As per BRPD Circular no. 14 dated 25 June 2003, financial guarantees such as letter of credit, letter of guarantee will be treated as off-balance sheet items. No liability is recognised for the guarantee except the cash margin.
- ix) **Cash and cash equivalent**
IFRS: Cash and cash equivalent items should be reported as cash items as per IAS 7 “Statement of Cash Flows”.
Bangladesh Bank: Some cash and cash equivalent items such as ‘money at call on short notice’, treasury bills, Bangladesh Bank bills and prize bond are not shown as cash and cash equivalents. Money at call and on short notice presented on the balance sheet, and treasury bills, prize bonds are shown in investments.
- x) **Non-Banking assets**
IFRS: No indication of Non-Banking asset is found in any IFRS.
Bangladesh Bank: As per BRPD Circular no. 14 dated 25 June 2003, there must exist a face item named Non-Banking asset.
- xi) **Cash flow statement**
IFRS: The Cash flow statement can be prepared using either the direct method or the indirect method. The presentation is selected to present these cash flows in a manner that is most appropriate for the business or industry. The method selected is applied consistently.
Bangladesh Bank: As per BRPD Circular no. 14 dated 25 June 2003 and BRPD Circular no. 15 dated 09 November 2009, cash flow is the mixture of direct and indirect methods.
- xii) **Balance with Bangladesh Bank: (Cash Reserve Requirement)**
IFRS: Balance with Bangladesh Bank should be treated as other asset as it is not available for use in day to day operations as per IAS 7 “Statement of Cash Flows”.
Bangladesh Bank: Balance with Bangladesh Bank is treated as cash and cash equivalents.
- xiii) **Presentation of intangible asset**
IFRS: An intangible asset must be identified and recognised, and the disclosure must be given as per IAS 38 “Intangible Assets”.
Bangladesh Bank: There is no regulation for intangible assets in BRPD Circular no. 14 dated 25 June 2003.
- xiv) **Off-balance sheet items**
IFRS: There is no concept of off-balance sheet items in any IFRS; hence there is no requirement for disclosure of off-balance sheet items on the face of the balance sheet.
Bangladesh Bank: As per BRPD Circular no. 14 dated 25 June 2003, off balance sheet items (e.g. Letter of credit, Letter of guarantee etc.) must be disclosed separately under the balance sheet.
- xv) **Disclosure of appropriation of profit**
IFRS: There is no requirement to show appropriation of profit in the face of statement of comprehensive income.
Bangladesh Bank: As per BRPD circular no. 14 dated 25 June 2003, an appropriation of profit should be disclosed in the face of profit and loss account.
- xvi) **Investments net off provision**
IFRS: Loans and advances/Investments should be presented net off provision.
Bangladesh Bank: As per BRPD Circular no. 14 dated 25 June 2003, provision on loans and investments are presented separately as liability and cannot be net-off against loans and advances.
- xvii) **Recognition of Interest in Suspense**
IFRS: Loans and advances/Investments to customers are generally classified as “loans and receivables” as per IFRS 9 and interest income is recognised through effective interest rate method over the term of the loan. Once a loan is impaired, interest income is recognised in profit and loss account on the same basis based on revised carrying amount.
Bangladesh Bank: As per BRPD Circular No. 14 dated 23 September 2012, once an investment is classified, interest on such investments are not allowed to be recognised as income, rather the corresponding amount needs to be credited to suspense account, which is presented as liability in balance sheet.



xviii) **Repo and Reverse Repo**

IFRS: As per IFRS 9 when an entity sells a financial asset and simultaneously enters into an agreement to repurchase the asset (or a similar asset) at a fixed price on a future date (repo or stock lending), the arrangement is accounted for as a deposit, and the underlying asset continues to be recognized in the entity's financial statements. This transaction will be treated as loan and the difference between selling price and repurchase price will be treated as interest expense. The same rule applies to the opposite side of the transaction (reverse repo).

Bangladesh Bank: As per BRPD guidelines, when a bank sells a financial asset and simultaneously enters into an agreement to repurchase the asset (or a similar asset) at a fixed price on a future date (repo or stock lending), the arrangement is accounted for as a normal sales transactions and the financial assets are derecognized in the seller's book and recognized in the buyer's book.

xix) **Recovery of written off loans**

IFRS: As per IAS 1, an entity shall not offset assets and liabilities or income and expenses, unless required or permitted by any IFRS. Again recovery of written off loans should be charged to profit or loss account as per IFRS 15.

Bangladesh Bank: As per BRPD Circular no. 14 dated 25 June 2003 recoveries of amount previously written off should be adjusted with the specific provision for loans and advances.

2.2 **Consolidation**

The Consolidated Financial Statements include the Financial Statements of Bangladesh Development Bank PLC. including and the Financial Statements of its subsidiaries named BDBL Securities Limited (BSL) and BDBL Investment Services Limited (BISL) made up to the end of the financial year.

The consolidated Financial Statements have been prepared in accordance with IFRS 10. 'Consolidated Financial Statements'. The consolidated Financial Statements are prepared to a common financial year ending 31 December 2024.

2.3 **Subsidiary**

Subsidiary is that enterprise which is controlled by the Bank. Control exists when the Bank has the power, directly or indirectly, to govern the financial and operating policies of an enterprise to obtain benefits from its activities from the date that control commences until the date that control ceases. The Financial Statements of subsidiary are included in the consolidated Financial Statements from the date that control effectively commences until the date the control effectively ceases.

2.4 **Transactions eliminated on consolidation**

All intra-group transactions, balances, income and expenses are eliminated on consolidation. Profit or Loss resulting from transaction between groups are also eliminated on consolidation.

2.5 **Functional and presentation currency**

These financial statements are presented in Bangladesh Taka (Taka/Tk) which is the Bank's functional currency. Except as otherwise indicated, financial information presented in Taka has been rounded to the nearest integer.

2.6 **Use of estimates and judgments**

The preparation of Financial Statements requires the Bank to make certain estimates and to form judgments about the application of accounting policies which may affects the reported amounts of assets, liabilities, income and expenses; due to that actual results may differ to reasonable extent.

Estimates and underlying assumptions are reviewed on an ongoing basis and recognized its effects on present and future financial positions. The most significant areas where estimates and judgments have been made are on provision for investments, Income Taxes & Deferred Tax.

2.7 **Fixed assets and depreciation**

Fixed assets, except land building are stated at cost less accumulated depreciation as per IAS-16. Land and building are shown at revalued amount.

Depreciation is charged on fixed assets other than motor vehicles and computer on reducing balance method. Depreciation on motor vehicles and computer is charged on straight line method. Depreciation is charged when the assets are ready to use. The relevant rates for depreciation are as follows:

Assets	Rates
Building / Premises	2.5%
Furniture and Fixtures, Interior Decoration	10%
Electric / Gas Installation	20%
Typewriters, Ceiling Fans, Equipment, Computer Hardware & SBBL Gun	20%
Computer Software	25%
Motor Cars, Other Vehicles	20%

Depreciation at the applicable rates is charged proportionately on additions made during the year from the date when the assets are ready to use after their acquisition.

Upon disposal of items of fixed assets the net book values are eliminated from the accounts and the resulting gains or losses, if any, are transferred to Profit or Loss Account.

Repairs and maintenance costs of fixed assets are charged to Profit or Loss Account when incurred.

2.7.1 **Asset Revaluation reserve and Revalued depreciation**

This represent the differences between the book value and the re-valued amount of premises (Land, Building and Vehicles) of the bank as assessed by professional valuers in the year 2010. Excess depreciation on revalued assets are being charged against revaluation reserve/ surplus as per Bangladesh Bank instruction since 2015.



SSA

2.7.2 Impairment of assets

An asset is impaired when its carrying amount exceeds its recoverable amount as per IAS 36 "Impairment of Assets". The Bank assesses at the end of each reporting period whether there is any indication that an asset may be impaired and/or whenever events or changes in circumstances indicate that the carrying value of the asset may not be recovered. If any such indication exists, the Bank makes an estimate of the recoverable amount of the assets. The carrying amount of the asset is reduced to its recoverable amount, if the recoverable amount is less than its carrying amount and impairment losses are recognized in the profit or loss account. However, impairment of financial assets is guided by the relevant Bangladesh Bank Circulars/Instructions and IAS 36.

2.7.3 Disposal of fixed assets

On the disposal of fixed assets, the cost and accumulated depreciation are eliminated from the fixed assets schedule and gains or losses on such disposal are reflected in the statement of comprehensive income (profit or loss account) as per provision of IAS 16 "Property, Plant and Equipment".

2.7.4 IFRS 16: Leases

Bangladesh Development Bank PLC. has applied IFRS 16: "Leases" for the first time with the date of initial application of 01 January 2020 using modified retrospective approach where the bank measured the lease liability at the present value of the remaining lease payments and recognized a right-of-use asset at the date of the initial application on a lease by lease basis.

In according to IFRS 16 Leases, a contract is, or contains, a lease if it conveys the right to control the use of an identified asset for a period of time in exchange for consideration.

Control is conveyed where the customer has both the right to direct the identified asset's use and to obtain substantially all the economic benefits from that use.

An asset is typically identified by being explicitly specified in a contract, but an asset can also be identified by being implicitly specified at the time it is made available for use by the customer. Upon lease commencement the bank recognizes a right-of-use asset and a lease liability. The right-of-use asset is initially measured at the amount of the lease liability plus any initial direct costs incurred by the Bank. Adjustments may also be required for lease incentives, payments at or prior to commencement and restoration obligations or similar. After lease commencement, the Bank measures the right-of-use asset using a cost model. Under the cost model a right-of-use asset is measured at cost less accumulated depreciation and accumulated impairment.

The lease liability is initially measured at the present value of the lease payments payable over the lease term.

The Bank has elected to account for short-term leases and leases of low-value assets using the practical expedients.

Instead of recognizing a right-of-use asset and lease liability, the payments in relation to these are recognized as an expense in profit or loss on a straight-line basis over the lease term. Bank only has recognised the leases for those agreements those complied the criteria of IFRS 16 Lease in the financial statements.

2.7.5 Investment Property

Property that is held for long-term rental yields or for capital appreciation or both, and that is not occupied by the Bank for its own use, is classified as investment property. Investment property also includes property that is being constructed or developed for future use as investment property.

Initial Recognition

Investment property is measured initially at its cost, including related transaction costs and where applicable borrowing costs. There is two model of the initial recognition of Investment property:

- a. Cost model
- b. Fair Value model

Subsequent recognition

Subsequent expenditure is capitalised to the asset's carrying amount only when it is probable that future economic benefits associated with the expenditure will flow to the entity and the cost of the item can be measured reliably. All other repairs and maintenance costs are expensed when incurred. When part of an investment property is replaced, the cost of the replacement is included in the carrying amount of the property and the fair value is reassessed.

If the Investment property is measured at cost model then it shall follow the criteria as applicable IAS 16 and if the entity follow the fair market value, after initial recognition, investment property is carried at fair value.

Disposal

Changes in fair values are recognised in the income statement. Investment properties are derecognised when they have been disposed of. Where the entity disposes of a property at fair value in an arm's length transaction, the carrying value immediately prior to the sale is adjusted to the transaction price and the adjustment is recorded in the income statement within net gain from fair value adjustment on investment property.



SSA

Transfer of Fixed Assets to Investment Property

When an entity uses the cost model, transfers between investment property, owner-occupied property and inventories do not change the carrying amount of the property transferred and they do not change the cost of that property for measurement or disclosure purposes.

2.8 Investments

Investment in subsidiaries

Investment in subsidiary is accounted for under the cost method of accounting in the Bank's financial statements in accordance with the IAS 27 "Separate Financial Statements", IFRS 3 "Business Combination", IAS 36 "Impairment of Assets" and IFRS 10 "Consolidated Financial Statements".

2.9 Loans and advances

- i. Loans and advances have been stated at gross value as per requirement of the Bangladesh Bank.
- ii. Interest on unclassified loans and advances are calculated on a daily product basis but charged and accounted for on quarterly basis and in some cases on monthly basis.
- iii. No interest is charged on loan classified as bad loss.
- iv. Interest is charged on classified loans and advances other than bad loss as per BRPD master Circular no.14 dated 23 September 2012 and such interest is not included in income and credited to interest suspense account. This interest is credited to income on realisation.
- v. Interest and penal interest, if any, calculated on classified loans and advances are taken as income in the year of its receipt from the defaulting borrowers.
- vi. Interest on Special Mention Account (SMA) loan is charged and credited to interest income account as per Bangladesh Bank BRPD Circular no.14 dated 23 September 2012.
- vii. Provision for loans and advances are made on the basis of information furnished by the branches and of instructions contained in Bangladesh Bank BRPD Circular no.14 dated 23 September 2012, BRPD Circular no. 03 dated 21 April 2019, BRPD Circular no. 16 dated 21 July 2020 and BRPD Circular no. 06 dated 25 April 2023 and other applicable circulars issued during the year 2024.
- viii. Loans and advances are written-off as per BRPD Circular no. 1 dated 6 February 2019.
- ix. The provision of the loans and advances were maintained as follows and also considering the relevant circulars issued by the year 2024.

Types of loans	Provision				
	STD	SMA	SS	DF	BL
House Finance	1%	1%	20%	50%	100%
Loan to Professionals	2%	2%	20%	50%	100%
Consumer Finance	2%	2%	20%	50%	100%
Loans to BHs/MBs/SDs	1%	1%	20%	50%	100%
Short term Agri. Credit and Micro Credit	1%	1%	5%	5%	100%
SME	0.25%	0.25%	5%	20%	100%
Others	1%	1%	20%	50%	100%

2.10 Non-banking assets

IFRS: No indication of non-banking asset is found in any IFRS.

Bangladesh Bank: As per BRPD circular no-22 dated 20 september 2021 non-banking assets should be disclosed in the face of balance sheet.

2.11 Rental income

Rental income is accounted for on accrual basis.

2.12 Revenue recognition

The revenue is recognized as follows complying the conditions of revenue recognition as provided in IFRS 15.

- Income from investments has been accounted for on accrual basis.
- Income from investment in securities is recognized at the time of sale.
- Dividend income is recognised when shareholders' right to receive is established.
- Income from bills purchased and discounted is recognized at the time of realization.
- Fees and commission income are recognized when earned.

2.13 Foreign currency transactions

The transactions in foreign currencies are converted into equivalent Taka currency using the ruling exchange rates on the dates of such transactions. At the Balance Sheet date related assets and liabilities are converted to Taka using exchange rates prevailing on that date.

2.14 Statement of changes in equity

Statement of changes in equity is prepared principally in accordance with IAS-1 "Presentation of Financial Statements" and under the guidelines of Bangladesh Bank BRPD Circular No.14 dated 25 June 2003.



SSA

2.15 Statement of liquidity

The liquidity statement has been prepared in accordance with the remaining maturity-wise grouping of the value of the assets and liabilities as on the reporting date.

Balance with other banks and FI, money at call and on short notice, etc. are on the basis of their maturity term.

- i.
- ii. Investment is on the basis of their respective maturity.
- iii. Loans and advances are on the basis of their repayment schedule.
- iv. Property, plant and equipment (lined assets) are on the basis of their useful lives.
- v. Other assets are on the basis of their realisation/amortisation.
- vi. Borrowing from government and other agencies, etc. are as per their maturity.
- vii. Deposits and other accounts are on the basis of their maturity and payment.
- viii. Provisions and other liabilities are on the basis of their payment/adjustment schedule.

2.16 Employee benefit scheme: IAS-19

The Bank has number of employee benefit schemes as applicable for the employees of Bangladesh Development Bank PLC. and erstwhile Bangladesh Shilpa Bank and Bangladesh Shilpa Rin Sangstha:

i. Gratuity and CPF Scheme:

- (a) Contributory Provident Fund.
- (b) Gratuity Scheme.

ii. GPF and Pension and Death cum Retirement Benefit Scheme:

- (a) General Provident Fund (GPF).
- (b) Pension and Death cum Retirement Benefit Scheme.
- (c) Employees benevolent fund.

Contribution to the above employee benefit schemes is made by the Bank as per rules and regulations of the respective schemes and outcome of actuarial valuation. These schemes are managed and administered by separate trust formed for that purpose.

2.17 Capital/ Shareholders' equity

2.17.1 Authorised capital

Authorised capital is the maximum amount of share capital that the Bank is authorised by its Memorandum and Articles of Association.

2.17.2 Paid-up capital

Paid up capital represents total amount of share capital that has been paid in full by the Govt. Holders of ordinary shares are entitled to receive dividends as declared from time to time.

2.17.3 Statutory reserve

The Bank Companies Act, 1991 requires the Bank to transfer from its current year's profit before tax to reserve until such reserve together with share premium account equals to its paid up capital. Accordingly 20% of the current year's profit before tax (PBT) has been transferred to this reserve.

2.18 Provision for Nostro Accounts

According to guideline of Foreign Exchange Policy Department of Bangladesh Bank, Circular No. FEOD (FEMO)/01/2005- 677 dated 13 September 2005, Bank is not required to make provision regarding the un-reconciled debit balance as at Balance Sheet date since there was no debit entries more than three month.

2.19 Taxation

Income tax expense comprises current and deferred tax. Current tax and deferred tax are recognised in profit or loss except to the extent that it relates to items recognised directly in equity.

2.19.1 Current tax

Current tax is the expected tax payable or receivable on the taxable income or loss for the period, using tax rates enacted or substantively enacted at the reporting date, and any adjustment to tax payable in respect of previous years. Provision for current tax has been made as under as per the Income Tax Act, 2023.

- On business income, rental income and interest from bond at 40%;
- On dividend income at 20%;
- On capital gain from sale of shares at 10%;
- On capital gain from sale of assets at 15%; and
- On 82C related income as per provisions of Section 163 of the Income Tax Act 2023.

2.19.2 Deferred tax

Deferred tax is accounted for all temporary timing differences arising between the tax base of assets and liabilities and their carrying value for financial reporting purpose. Tax rate (@ 40%) prevailing at the balance sheet date is used to determine deferred tax. Deferred tax assets are reviewed at each reporting date and are changed to the extent that it is no longer probable that the related tax benefit will be realised. Deferred tax relating to unrealised surplus on revaluation of Land & Building is recognised directly in revaluation reserve.

2.20 Earnings per share

This has been calculated by dividing the basic earnings by the weighted average number of ordinary shares outstanding during the period as per IAS - 33 "Earnings Per Share". Diluted Earnings per Share is not required to be calculated for the year, as there exist no dilution possibilities during the year.



SSA

2.21 Reconciliation position

a. Nostro A/C:

There are five NOSTRO accounts being maintained with Foreign Banks and all those accounts are reconciled at year end. There is no outstanding entry for more than one month.

b. Inter-branch transactions:

As CBS-Core Banking System has been established, inter-branch transactions are performed reciprocally and the balance is netted-off at a particular point of time. The position of inter branch outstanding entries as on 31 December 2024 is as under:

Outstanding Period	Debit Entry		Credit Entry		Total Entry
	No. of entry	BDT '000'	No. of entry	BDT '000'	
Less than 3 months	11	15,669	-	-	11
3 months to 6 months	-	-	-	-	-
6 months to 9 months	-	-	-	-	-
9 months to 12 months	-	-	-	-	-
More than 12 months	7	496	1	50	8
Total	18	16,165	1	50	19
Unadjusted amount (Dr.)	16,115	-	-	-	-

*Adequate provision has been made for the amount of outstanding entries for one year and above.

2.22 Core Risk Management

In managing credit, market, liquidity and operational risks, the bank has prepared core risk management manuals/policies on Credit, Foreign Exchange, Asset-Liability, Internal Control & Compliance, ICT security, Prevention of money laundering & terrorist financing and Environmental & Social risk management as per instructions/guidelines given by BB.

The bank has developed different tools and models for measuring credit, market and liquidity risks. For example: GINI Coefficient, Herfindahl-Hirschman Index (HHI) for measuring concentration risk, Credit Risk Modeling for measuring Expected Loss, Interest rate sensitivity and duration analysis for interest rate risk, Stress testing for credit, market and liquidity risk, structural liquidity profile for liquidity risk etc. guided by BB.

Core Risk Management is vital for continuous and harmonious improvement of the bank. The bank is managing 07 (seven) core risks aiming to minimize the risks existing in banking business. Core Risks are as follows:

- Asset Liability Management Risk
- Credit Risk
- Foreign Exchange Risk
- Money Laundering and Terrorist Financing Risk
- Internal Control and Compliance Risk
- Information & Communication Technology Security Risk
- Environmental Risk Management and Green Banking

a. Asset Liability Risk Management

The bank has an "Asset Liability Committee (ALCO)" comprising of eleven (11) members headed by Managing Director & CEO. The Committee monitors and controls balance sheet risk, liquidity risks, Advance Deposit Ratio (ADR), deposit mix, credit mix, gap analysis etc. under the leadership of Managing Director & CEO of the Bank. ALCO reviews liquidity requirement of the bank, the maturity of assets and liabilities, deposit and credit pricing strategy, sensitivity of assets and liabilities, management indicators/ratios and the liquidity contingency plan. The bank is always maintaining optimum liquidity with required regulatory compliance. Besides, the bank follows Asset Liability Management Manual & Checklist to manage liquidity risk.

b. Credit Risk Management

Credit risk management manual and checklist and Credit Policy of the bank play a vital role in managing credit risk of the bank. Credit risk in the bank's Portfolio is monitored, reviewed and analyzed by the Loan Operation Department, SME Department, General Advances Department and Loan Recovery Department. Credit Committee of the bank independently coordinates the overall Credit Risk Management activities of the bank. Internal Credit Risk Rating system (ICRRs) is followed by the bank as per Bangladesh Bank's instruction complying all the criteria. In every eligible case, ICRR report is duly signed by Chief Risk Officer (CRO) of the bank. The bank also follows the guidelines/circulars issued by Bangladesh Bank time to time to address, assess, monitor and mitigate credit risks at different layers in loan processing. Besides, reporting is properly done by the concerned departments to the competent authority and regulatory body.

Credit risk can be described as potential loss arising from contractual failure of the borrower with the bank. The failure may result from unwillingness or inability of the counter party in discharging financial obligation. Therefore, bank's Credit risk management activities have been designed to address all these issues. In order to strengthen smooth recovery from loans and advances bank follows some steps before sanctioning any credit. Among these steps, Taking certificate of General Manager of Internal Control and Compliance (ICC) Division regarding compliance of Credit Policy, borrower's identity especially "5 Cs" and update CIB report



SSA

of any credit of Tk. 5.00 crore or above is notable. In BoDs' 254th meeting held on 27/07/2020, it has been decided that the General Manager of Internal Control and Compliance (ICC) Division must provide certificate of authenticity of any credit of Tk. 5.00 crore or above ensuring compliance of aforesaid terms and conditions before sending the proposal to Credit Committee.

c. Foreign Exchange Risk Management

Foreign Exchange Risk is defined as the possibility of losses due to change in exchange rate according to market forces. The Foreign Exchange Risk of the bank is minimal as Foreign Exchange Risk Management Manual and Checklist is strictly followed by the bank. Treasury Department independently conducts the transactions and the Back Office of Treasury is responsible for verification of the deals and passing of their entries in the books of account. All foreign exchange transactions are revalued at Mark-to-Market rate as determined by the Bangladesh Bank at the month-end. All Nostro accounts are reconciled on monthly basis and outstanding entries beyond 30 days are reviewed by the Management for settlement.

d. Money Laundering and Terrorist Financing Risk Management

Money laundering risk is defined as the loss of reputation and expenses incurred as penalty for being negligent in prevention of money laundering. For mitigating the risk, the bank has designated Chief Compliance Officer and Deputy Compliance Officer at Head Office and Compliance Officer at branches, who independently review the transactions of the accounts to verify suspicious transactions. Risk Management Guideline & Manual for Prevention of Money Laundering and Terrorist Financing has been prepared and uniform Know Your Customer (KYC) and Transaction Profile (TP) have been introduced. Moreover, Executives and Officers are being provided in-house, BIBM and Bangladesh Bank training sessions/workshops for developing awareness and skill for identifying suspicious transactions and other Money Laundering related activities.

The bank has a Central Compliance Committee (CCC) headed by the Chief Anti Money Laundering Compliance Officer (CAMLCO) designated as Deputy Managing Director to supervise the overall Anti Money Laundering (AML) and Combating Financing of Terrorism (CFT) activities. Besides, Deputy Anti Money Laundering Compliance Officer (Deputy CAMLCO) designated as Deputy General Manager of Anti-Money Laundering and Combating Financing of Terrorism Department also plays vital role to combat Money Laundering Risk under the supervision of Chief Anti Money Laundering Compliance Officer. Moreover, each branch of the bank has Branch Anti Money Laundering Compliance Officer (BAMLCO) who is responsible for compliance of Bangladesh Bank instructions relating to AML/CFT activities in the branch. Risk is identified by the Branch through analyzing the KYC (Know Your Customer), TP (Transaction Profile) and Suspicious Transaction Report (STR) indicator. CTR (Cash Transaction Report) is sent to the Head Office on monthly basis for cash transaction of 10 (ten) lac and above of a account in a day. All these reports are sent to Bangladesh Bank through special software, goAML. If any suspicious transaction happens as per Bangladesh Bank's instruction STR is reported to convey the message to regulatory body.

e. Internal Control and Compliance Risk Management

Operational loss may arise from errors and fraud due to regulatory failure of Internal Control and Compliance. Internal Control and Compliance Division undertakes periodical and special audit of the branches and Departments at Head Office for review of the operation and compliance of the statutory requirement. The Audit Committee of the Board regularly reviews the report of the Internal Control and Compliance Division. Besides, Internal Control & Compliance Risk Management Manual of the bank plays crucial role in addressing, assessing, monitoring, mitigating and controlling the risks associated with Internal Control and Compliance (ICC).

Internal Control and Compliance (ICC) Division comprises with the three Departments mention below, to manage and monitor the cross divisional and cross regional operational risk as well as risk concentrations at branch level.

Audit & Inspection Department:

The department carries out general & specialized audit on all units of the Bank in order to identify, assess and measure the level of risks (High, Medium and Low).

Compliance Department:

The department monitors compliance activities of all branch, Office and sub-divisions under internal and external audit (Bangladesh Bank Audit/Inspection, Commercial Audit, External Audit /statutory audit and other regulatory authorities).

Monitoring Department:

- i) Verifies the internal control system & operational activities by implementing of Departmental Control Function Checklist (DCFCL), Quarterly Operations Report (QOR), Loan Documentation Checklist (LDCL) at Branch level;
- ii) Ensures timely and effective audit including ICT Audit by Internal Control Team;
- iii) Assists Audit & Inspection Department in Risk Based Internal Audit by assessing department wise risk (Off sight Analysis) with grading of all branches;
- iv) Prepares and submits Self-Assessment of Anti-Fraud Internal Controls report and Bank's Health report to Bangladesh Bank.



SSAR

Fraud and forgeries

Fraud can happen anywhere. Though, only relatively few major frauds are picked up by the media, huge sums are lost by all kinds of businesses against huge number of smaller frauds. The risks of fraud is increasing day by day as a result of growing globalization, more competitive markets, rapid developments in technology, periods of economic difficulty, etc. Banks by virtue of the nature of activities undertaken and its operating environment are vulnerable to frauds, which take place when aggressive business strategy and process for quick growth is adopted without adequate/appropriate internal controls.

It will never be possible to eliminate all frauds and no system is completely fraud proof, since many fraudsters are able to bypass control systems put in place. The bank pays attention on anti-fraud internal controls for prevention of fraud and forgery. The bank also assesses/evaluates the effectiveness of its anti-fraud internal control measures on quarterly basis as per the items/areas mentioned in the prescribed checklist of Bangladesh Bank.

f. Information and Communication Technology Security Risk Management

Information Technology has improved over the years and the bank is gradually becoming dependent on its use for performing most of the activities. Information & Communication Technology (ICT) encompasses all fields of data/information processing, transmission and communications by means of computers and telecommunication techniques.

For smooth operation of the bank's activities with desirable efficiency, a network-based computerized system is established in the bank. A reliable computer-based information system is essential for efficient management and operation of all the areas of the organization and the bank is moving towards that direction. The bank follows the guidelines of the Bangladesh Bank as well as its own "ICT Security Risk Management Policy" to govern and control the ICT areas, covering the functions of all the departments in the head office, the zonal offices and the branches located in different districts of Bangladesh. These policies are strictly followed at each level in the bank.

Risk management is an important business discipline that an organization should embrace to minimize the effects of risks on its returns and capitals. Bank has introduced the following departments and units to manage all the IT activities in sound, compliant and standard manner.

IT Operation Department: The department is assigned to develop IT infrastructure for sound implantation of digital services. The department has built standard and compliant Data Centre (DC). Also, a near Disaster Recovery Site (DRS) has been established. Far DRS is being planned to set up in Hi-tech Software Park in Jashore in collaboration with other government banks and financial institutions.

IT System Department: The department is responsible for deployment and secure operation of different software including Core Banking Solution (CBS). The department is also engaged in introducing new software to meet the updated demand of the customers. The department plays vital role in monitoring bank's assets and liabilities through analysis of database. At present money laundering related issues are completely identified and observed by the help of this department.

IT Security Unit: The unit has been launched to ensure data security more effective. The unit is maintaining sufficient physical as well as logical access control systems to protect the bank's IT assets and client interest usefully. The sensitive information is kept in the restricted area in the networking environment. Besides, the unit is ensuring execution of different relevant Policies & Plans of IT Operation, IT Security, IT Risk Management, IT Fraud Control and IT Audit for the bank as per the requirement of regulatory body.

Card Management Unit: The unit under IT System Department is ensuring sound implementation and maintenance of 24x7 uninterrupted debit card service. Collecting applications, verification of applications, card production, PIN issuing and card distribution to customers, renewal of expired cards, Card PIN changing, card activation/deactivation, blocking, account settlement, dispute settlement and account reconciliation, maintenance of software platforms to run the services 24x7, providing service on emergency situations/events to stakeholders are the major responsibilities of the unit.

Alternative Payment Management Unit: The unit under IT System Department is ensuring monitoring/maintenance of Mobile App, Merchant Payment, IVAC and Internet Banking services with assistance of vendors that ensures uninterrupted services. Troubleshooting issues of customer and provide assistance, preparing and updating user manual for internet banking and mobile apps, settlement/reconciliation of Mobile apps and internet banking related transaction, maintaining Play Store and App Store Account to upload update version of mobile apps, notifying customers about different update news information through SMS and App notifications, collecting commission for Mobile Financial Services (MFS) transaction, Maintaining constant communication with the Digital Help Desk Officers at each bank branch to address any problems pertaining to the bank's digital services are the major responsibilities of the unit.



Above all, for oversight of ICT Security Risk in bank, there is an ICT Security Committee which plays a vital role in identifying, assessing and mitigating ICT Security Risks.

g. Environmental and Social Risk Management

Environmental risk is a facilitating element of credit risk arising from environmental issues. These increase risks as they bring an element of uncertainty or possibility of loss in the context of a financing transaction.

To address the environmental and social risks the bank has a BoD approved Environmental and Social Risk Management Policy. The main objective of the policy is to contribute to establish an environment friendly banking business system which may be achieved through proper utilization of human & physical resources and encouraging channeling of fund to projects/businesses those expose no or very little risk to the environment/climate. Besides, Sustainable Finance Committee is working to mitigate risks arising from business operation.

Arrangement of Annual Risk Conference in the bank

In order to strengthen the effectiveness of risk management function across the organization, Bangladesh Development Bank PLC. arranges Annual Risk Conference on 08 February 2025. Mr. Md. Jashim Uddin, Managing Director and CEO presided over the day long conference. The Deputy Managing Director, Chief Risk Officer, Chief Financial Officer and all General Managers, Zonal Managers and concerned department heads were present in the conference. Besides, branch managers, second officers/reporting officers at the branch level were connected to the Zoom platform.

**2.23 Implementation of Basel-III
Calculation of MCR**

Bangladesh Development Bank PLC. is regularly reporting The Risk Based Capital Adequacy under Basel-III. The Bank is complying the minimum capital requirement under Master Circular of Capital Adequacy issued and amended from time to time by the Central Bank.

Implementation of ICAAP

The key principle of the Supervisory Review process (SRP) as per Bangladesh Bank Guidelines is that “banks have a process for assessing overall capital adequacy in relation to their risk profile and a strategy for maintaining their capital at an adequate level”. The Board approved the ‘Supervisory Review Process (SRP) Team’ of the bank and the ‘ICCAP Manual & Checklist’ to establish the Internal Capital Adequacy Assessment Process (ICCAP). The Bank is periodically (annually) reporting “ICAAP Report and Supervisory Review Process Documents (i.e. Supplementary Documents)” to Bangladesh Bank. The latest ICAAP Report-2023 of the Bank (based on audited accounts as on 31 December 2023).

Stress testing

The Bank is periodically reporting “Stress Testing Report” to Bangladesh Bank. In fact, Stress Testing is a simulation technique being used on asset and liability portfolios to determine their sensitivity to different financial situations. The stress testing report of bank on the basis of financial statement as on 31 December 2024 depicts satisfactory position of the bank’s capability to absorb Minor and Moderate shock relating to Capital Adequacy.

Risk Management Report

The bank, as per Bangladesh Bank instruction, prepares and submits ‘Monthly Risk Management Report’ and ‘Half-Yearly Comprehensive Risk Management Report (CRMR)’ to the Bangladesh Bank. The reports are prepared by the Risk Management Department and reviewed by Executive Risk Management Committee and the Board Risk Management Committee of the bank. Here it is to be noted that, Comprehensive Risk Management Report (CRMR) covers the core risk issues of the Bank. RMD also prepares “Credit Risk Assessment & Resolution Report” focusing Top 20 borrowers of the bank. The report is prepared on quarterly basis and reviewed by Managing Director & BoD of the Bank.

Besides, the department prepares “Risk Appetite Statement” in line with bank’s board approved strategic planning in order to minimize risks being under a strategic business planning. The department also prepares “A Review report of Risk Management Policies and effectiveness of risk management functions” on yearly basis with a view to examining what amendments required in the existing policies. Risk management Department also prepares “Recovery Plan for bank” to protect bank’s capital in case of adverse situation.

Market discipline

Market discipline is a market based promotion of the transparency and disclosure of the risks associated with the business or entity. The bank has already complied with the requirement of ‘Market Discipline’ under Basel-III Capital Adequacy Guideline. The aim of the market discipline is to inform all concerned stakeholders like depositors, creditors, shareholders, Government, Central Bank and the others about the overall risk profile and risk mitigating position of the Bank.

2.24 Liquidity Coverage Ratio (LCR)

LCR or Liquidity Coverage Ratio is a new liquidity standard introduced by the basel Committee. This standard is built on the methodologies of traditional liquidity coverage ratio used by banks to assess exposure to contingent liquidity events. LCR aims to ensure that a bank maintains an adequate level of unencumbered, high-quality liquid assets that can be converted into cash to meet its liquidity needs for 30 calendar days. LCR goes beyond measuring the need for liquid assets over the next 30 days in a normal environment. It measures the need for liquid assets in a stressed environment, in which deposits and other sources of funds (both unsecured and secured).



SSA

run off, to various extents, and unused credit facilities are also drawn down in various magnitudes. These runoffs are in addition to contractual outflows

$$\text{LCR} = \frac{\text{Stock of quality liquid assets}}{\text{Total net cash outflows over the next 30 calendar days}} \geq 100\%$$

2.25 Net Stable Funding Ratio (NSFR)

NSFR or Net Stable Funding Ratio is another new standard introduced by the Basel Committee. The NSFR aims to limit over-reliance on short-term wholesale funding during times of abundant market liquidity and encourage better assessment of liquidity risk across all on off-balance sheet items. The minimum acceptable value of this ratio is 100 percent, indicating that available stable funding (ASF) should be at least equal to required stable funding (RSF). ASF consists of various kinds of liabilities and capital with percentage weights attached given their perceived stability. RSF consists of assets and off-balance sheet items, also with percentage weights attached given the degree to which they are illiquid or "long-term" and therefore requires stable funding. The time horizon of the NSFR is one year. Like the LCR, the NSFR calculations assume a stressed environment.

$$\text{NSFR} = \frac{\text{Available amount of stable funding (ASF)}}{\text{Required amount of stable funding (RSF)}} \geq 100\%$$

2.26 Credit Rating of the Bank

As per the BRPD circular no. 6 dated 5 July 2006, the Bank has done its credit rating by Credit Rating Agency of Bangladesh Ltd. based on the audited financial statements of Bangladesh Development Bank PLC. dated 31 December 2023. The following ratings had been awarded:

Date of Rating	Valid till	Rating Mode	Long Term	Short Term	Outlook
25-Jun-24	30-Jun-25	Govt. Support	AAA	ST-1	Stable
		Without Govt. Support	A ₃	ST-3	

2.27 Audit committee

2.27.1 Member

An audit committee has been reconstituted by the Board of Directors of the Bank in its 323th meeting held on 31 July, 2024. The members of the Audit Committee are as under:

SL. No.	Name	Qualification	Designation in the Bank	Designation in the Committee
1	Md. Ekhlashur Rahman	MSS	Director	Chairman
2	Md. Abu Hanif Khan	MSC	Director	Member
3	Subhash Chandra Sarker	MSS	Director	Member
4	Quazi Shairul Hassan	MBA (IBA)	Director	Member

2.27.2 Activities

The committee reviews the policy and planning executed by the Board of Directors for smooth operation of the bank. The committee acknowledges their responsibility for the system of internal controls, effectiveness and suitable monitoring procedures, proper accounting policies, compliance with the regulations, computerization system, management information system, different risk management of the bank, etc. The committee also ensures the implementation of International Accounting Standards (IAS) and International Financial Reporting Standards (IFRS) as adopted in Bangladesh as IAS and IFRS and other applicable laws at the time of preparation of the annual financial statements. The committee meets with the external auditors and top management of the bank at the time of reviewing the annual financial statements. The committee also reports to the Board of Directors on the findings detected by the Internal Audit Division, External Auditors and Bangladesh Bank Inspection Team on a regular basis.

During the year 2024 the committee conducted 08 (Eight) meetings in which among others, the following issues were discussed:

- Review of present status of internal audit activities;
- Approval of audited accounts of Bangladesh Development Bank PLC. for the year 2023;
- Review of key performance indicators of the branches;
- Review of compliance and implementation of comprehensive inspection report as on 31 December 2023 by Bangladesh Bank;
- Approval of internal audit plan of Bangladesh Development Bank PLC. for the year 2024.

2.28 Risk Management Committee

2.28.1 Member

An Risk Management Committee has been reconstituted by the Board of Directors of the Bank in its 329th meeting held on 29 December, 2024. The members of the Risk Management Committee are as under:

Sl. No.	Name	Qualification	Designation in the Bank	Designation in the Committee
1	Ahmed Ismet	MA	Director & Chairman	Chairman
2	Md. Abu Hanif Khan	MSC	Director	Member
3	Quazi Shairul Hassan	MBA (IBA)	Director	Member
4	K. M. Tariqul Islam	M.COM	Director	Member
5	Mst. Rojina Nasrin	MS	Director	Member



2.28.2 Activities

A Risk Management Committee has been created in addition to the Executive and Audit Committee of the Board, and it is responsible for planning and leading the bank's overall risk management. The chairman of the board chairs this Committee, which is made up of 05 members of the board of Directors. The Committee's prime responsibilities is to define the risk appetite, designing organizational structure to manage risk within the bank, understanding the inherent risks of the bank, then reviewing and approving risk management policy. The Committee is also involved in enforcing and using adequate recordkeeping and reporting systems, reviewing and approving limits and reviewing at least annually and last but not the least monitoring compliance with overall risk management policies and limits.

During the year 2024 the committee conducted 03 (Three) meetings.

2.29 Executive committee

2.29.1 Member

An Executive committee has been reconstituted by the Board of Directors of the Bank in its 329th meeting held on 29 December, 2024. The members of the Executive Committee are as under:

Sl. No.	Name	Qualification	Designation in the Bank	Designation in the Committee
1	Ahmed Ismet	MA	Director & Chairman	Chairman
2	K. M. Tariqul Islam	M.COM	Director	Member
3	Mst. Rojina Nasrin	MSC	Director	Member
4	Md. Jashim Uddin	MSC	MD & CEO	Member

2.29.2 Activities

Bank's Executive Committee is made up of four members of Board of Directors and is led by the bank's Chairman. The committee makes emergency decisions as needed and supports the BOD in fulfilling its obligations, such as setting objectives, strategies, and general business plans for the bank's effective operation. The committee examines the Bangladesh Bank's credit rules and procedures, as well as the banking industry's other activities. The Board's Executive Committee authorizes credit applications in accordance with the Board's authorized policy. At the time of presenting credit proposals, management assures due scrutiny of the credit policy and risk management.

No meeting were conducted during the year 2024 by the committee.

2.30 Loan Write off

Write off describes a reduction in recognized value. It refers to recognition of the reduced or zero value of an asset. Generally, it refers to loan for which a return on the loan is now impossible or unlikely. The item's potential return is thus cancelled and removed from (Written off) the banks statement of financial position. recovery against debts written off / provided for is credited to provision or revenue considering the previous position of the loans.

2.31 Reporting Period

The Financial Statements cover one calendar year from 01 January 2024 to 31 December 2024.

2.32 Offsetting

Financial assets and financial liabilities are offset and the net amount reported in the balance sheet when there is a legally enforceable right to offset the recognized amounts and there is an intention to settle on a net basis, or realize the asset and settle the liability simultaneously.

2.33 Corporate Governance

The Bank has given the priority to the compliance of the rules, regulations and guidelines of Bangladesh Bank, National Board of Revenue (NBR) & Bangladesh Securities and Exchange Commission (BSEC). The Bank has also complied with all related International Financial Reporting Standards (IFRS).



2.34 Regulatory & Legal Compliance

The bank has complied with the requirement of following regulatory & legal authority:

- (a) The Bank Company Act, 1991 (as amended up to date)
- (b) The Companies Act, 1994
- (c) Rules, Regulation and Directives issued by Bangladesh Bank
- (d) Security & Exchange Rules, 2020
- (e) Security & Exchange Ordinance, 1969
- (f) Security & Exchange Commission Act, 1993
- (g) The Income Tax Act, 2023
- (h) The Value Added Tax and Supplementary Duty Act, 2012
- (i) The Value Added Tax and Supplementary Duty Rules, 2016
- (j) Labor Act, 2006 (Amended 2013)
- (k) Other applicable laws and regulations

2.35 Contingent liabilities and Contingent assets

A contingent liability is any possible obligation that arises from the past events and the existence of which will be confirmed only by the occurrence or non-occurrence of one or more uncertain future events not wholly within the control of the Bank; or any present obligation that arises from past events but is not recognized because:

- it is not probable that an outflow of resources embodying economic benefits will be required to settle the obligation; or
- the amount of the obligation cannot be measured with sufficient reliability.
- Contingent liabilities are not recognized but disclosed in the financial statements unless the possibility of an outflow of resources embodying economic benefits is reliably estimated.
- Contingent assets are not recognized in the financial statements as this may result in the recognition of income which may never be realized.

2.36 Going Concern

The accompanying financial statements have been prepared on a going concern basis, which contemplates the realization of assets and the satisfaction of liabilities in the normal course of business. The accompanying financial statements do not include any adjustments should the bank be unable to continue as a going concern.

2.37 Materiality and aggregation

Each material item as considered by management significant has been presented separately in financial statements. No amount has been set off unless the bank has a legal right to set off the amounts and intends to settle on net basis. Income and expenditures are presented on a net basis only when permitted by the relevant accounting standards.

2.38 Consistency

In accordance with the IFRS framework for the presentation of financial statements together with IAS 1 and IAS 8, the bank applies the accounting disclosure principles consistently from one period to the next. In case of selecting and applying new accounting policies, changes in accounting policies applied and correction of errors, the amounts involved are accounted for and disclosed retrospectively in accordance with the requirement of IAS 8.

2.39 Events after the reporting period

As per IAS - 10 "Events after the Reporting Period" events after the reporting period are those events, favourable and unfavourable, that occur between the end of the reporting period and the date when the financial statements are authorized for issue.

2.39.1 Approval of financial statements

The Board of Directors of the Bank in its 337th meeting held on 28 May 2025 approved the financial statements and authorised the same for issue.

2.39.2 Others

There is no other significant event that has occurred between the reporting date and the date when the financial statements were authorised for issue by the Board of Directors.

2.40 General

Figures of previous year have been rearranged whenever necessary to conform to current year's presentation.

2.41 Compliance of International Accounting Standards (IASs) and International Financial Reporting Standards

The Institute of Chartered Accountants of Bangladesh (ICAB) is the sole authority for adoption of International Accounting Standards (IASs) and International Financial Reporting Standards (IFRSs). While preparing the financial statements, the Bank applied most of IASs and IFRSs as adopted by ICAB. Details are given below:

SL. No.	IASs No.	IAS Title	Compliance Status
1	1	Presentation of Financial Statements	Complied
2	2	Inventories	N/A
3	7	Statement of Cash Flows	Complied*
4	8	Accounting policies, Changes in accounting Estimates and Errors	Complied
5	10	Events after the Reporting Period	Complied
6	12	Income Taxes	Complied



7	16	Property, Plant and Equipment	Complied
8	19	Employees Benefits	Complied
9	20	Accounting for Government Grants and Disclosure of	N/A
10	21	The Effects of Changes in Foreign Exchange Rates	Complied
11	23	Borrowing Costs	Complied
12	24	Related Party Disclosures	Complied
13	27	Separate Financial Statements	Complied
14	28	Investment in Associates & joint venture	N/A
16	33	Earning Per Share	Complied
17	34	Interim Financial Reporting	Complied
18	36	Impairment of Assets	Complied
19	37	Provision, Contingent Liabilities and Contingent Assets	Complied
20	38	Intangible Assets	Complied
22	40	Investment Property	Complied
23	41	Agriculture	N/A

SL. No.	IFRS No.	IFRS Title	Compliance Status
1	1	First-time Adoption of International Financial Reporting	N/A
2	2	Share-based Payment	N/A
3	3	Business Combinations	Complied
4	4	Insurance contracts	N/A
5	5	Non-Current Assets Held for Sale and Discontinued Operations	N/A
6	6	Exploration for and Evaluation of Mineral	N/A
7	7	Financial Instruments: Disclosures	Complied *
8	8	Operating Segments	Complied *
9	9	Financial Instruments	Complied *
10	10	Consolidated Financial Statements	Complied
11	11	Joint Arrangements	N/A
12	12	Disclosure of Interest in other Entities	Complied
13	13	Fair Value Measurement	Complied *
14	14	Regulatory Deferral Accounts	N/A
15	15	Revenue from Contract with Customers	Complied
16	16	Leases	Complied

* Relevant disclosures are made according to the requirement of Bangladesh Bank.

2.42 Disclosure of Document Verification System (DVS)

As per Financial Reporting Council (FRC) letter no. 178/FRC/APR/2021/27(16) dated December 07, 2021 regarding compliance of BRPD Circular No. 04 and 35, dated January 04, 2021 and July 06, 2021 respectively

Particulars	Compliance of BRPD circular No. 04*		Compliance of BRPD circular No. 35**	
	Number	%	Number	%
Complied file	1	100.00%	3	100.00%
Total file	1	100.00%	3	100.00%


* BRPD Circular No. 04: Regarding collection of Audited financial statement & Statutory Audit Report for Loan Sanction/ Renewal.

** BRPD Circular No. 35: Regarding financial statement verified with the Document Verification System (DVS) of ICAB.



SSAC

Particulars	Notes	2024 Taka	2023 Taka
3. Cash			
3.1 Cash in hand			
In local currency		126,517,481	127,941,151
In foreign currencies		-	-
Balance with Bangladesh Bank and Sonali Bank PLC.	Note: 3.2	1,858,599,289	1,415,432,180
		<u>1,985,116,770</u>	<u>1,543,373,331</u>
3(a) Consolidated cash in hand			
Bangladesh Development Bank PLC.	Note: 3.1	1,985,116,770	1,543,373,331
BDBL Securities Limited		-	-
BDBL Investment Services Limited		-	-
		<u>1,985,116,770</u>	<u>1,543,373,331</u>
3.2 Balance with Bangladesh Bank and Sonali Bank PLC.			
Local currency - Bangladesh Bank		1,087,973,309	1,218,737,580
Local currency - Sonali Bank PLC.		19,346,660	15,605,455
Foreign currency - Bangladesh Bank		751,279,320	181,089,145
		<u>1,858,599,289</u>	<u>1,415,432,180</u>
3.3 Cash reserve ratio (CRR)			
Required reserve (4.00% of demand and time liabilities)		1,112,287,000	1,223,590,000
Actual reserve held with Bangladesh Bank		1,135,400,000	1,239,020,000
Excess reserve (average/day)		<u>23,113,000</u>	<u>15,430,000</u>
Cash reserve ratio (CRR) has been calculated and maintained in accordance with the Section 33 of the Bank Company Act 1991 and subsequent BCD circular no. 13 dated 24 May 1992; BRPD circular no. 12 dated 20 September 1999, BRPD circular no. 22 dated 06 November 2003, BRPD circular no. 11 dated 25 November 2005, BRPD circular no. 01 dated 12 January 2009 & MPD circular no. 04 dated 01 December 2010, MPD circular no. 01 dated 23 June 2014 and MPD circular 03, Dated 06 April 2020.			
3.3.1 Statutory liquidity ratio (SLR)			
Statutory liquidity ratio (SLR) has been maintained in accordance with the Section 33 of the Bank Company Act 1991 and subsequent MPD circular No-5 dated December 1, 2010 and MPD circular no. 02 dated December 10, 2013. The Bank has been maintained Tk.3614.93 million in 2024 as 13% against regulatory requirement.			
4. Balance with other banks and financial institutions			
In Bangladesh	Note: 4.1	5,497,999,251	8,593,130,837
Outside Bangladesh	Note: 4.2	654,377,802	1,020,326,405
		<u>6,152,377,053</u>	<u>9,613,457,242</u>
4.1 In Bangladesh			
Current and other accounts:			
Current account	Note: 4.1.1	124,177,758	92,130,747
Term deposit	Note: 4.1.2	3,905,832,794	6,505,146,157
Term deposit - building fund	Note: 4.1.3	-	43,800,000
Term deposit - loan redemption fund	Note: 4.1.4	8,634,021	4,959,500
Short term deposit	Note: 4.1.5	1,459,354,678	1,947,094,433
		<u>5,497,999,251</u>	<u>8,593,130,837</u>
4.1.1 Current deposit			
Janata Bank PLC		55,318,751	50,012,125
Rupali Bank PLC		5,068,507	2,795,478
Sonali Bank PLC		910,283	3,107,818
IFIC Bank PLC		30,056,388	15,398,588
Dutch Bangla Bank PLC.		4,108,455	144,903
AB Bank PLC		1,300	1,300
Prime Bank PLC		33,319	17,788
Trust Bank PLC		6,887,232	6,407,749
Jamuna Bank PLC		66,144	3,736
National Bank Limited		5,157,198	7,382,218
Bkash Settlement A/C		500,000	500,000
One Bank PLC		1,005,518	900,000
NCC Bank PLC		8,622,012	2,137,056
Rajshahi Krishi unnyan Bank		10,038	530,015
Eastern Bank PLC		130	130
Islami Bank Bangladesh PLC		6,347,618	1,001,923
Social Islami Bank PLC		84,865	1,789,920
		<u>124,177,758</u>	<u>92,130,747</u>



Particulars	Notes	2024 Taka	2023 Taka
4.1.2 Term deposit			
AB Bank PLC		-	170,000,000
ICB Islami Bank PLC		8,464,304	5,146,157
The Farmers/Padma Bank PLC		450,000,000	450,000,000
Al-Arafa Islami Bank PLC		-	60,000,000
South East Bank PLC		-	100,000,000
EXIM Bank PLC		-	75,000,000
Phoenix Finance and Investment Limited		140,000,000	140,000,000
Aviva/Reliance Finance Limited		455,000,000	455,000,000
Peoples Leasing and Financial Services Limited		50,000,000	50,000,000
Global Islami Bank PLC		-	50,000,000
Islami Bank Bangladesh PLC		-	50,000,000
Investment Corporation of Bangladesh		2,800,000,000	2,800,000,000
Community Bank PLC		-	200,000,000
Pubali Bank PLC		-	50,000,000
Janata Bank PLC		-	500,000,000
Rajshahi Krishi Unnayan Bank		-	800,000,000
Agrani Bank PLC		-	550,000,000
AB Bank PLC (Depo)-FDR in foreign currency		2,368,490	-
		3,905,832,794	6,505,146,157
4.1.3 Term deposit - building fund			
Pubali Bank PLC		-	43,800,000
		-	43,800,000
4.1.4 Term deposit - BB loan redemption fund			
ICB Islamic Bank Limited		8,634,021	4,959,500
		8,634,021	4,959,500
4.1.5 Short term deposit			
Agrani Bank PLC.		18,095,672	18,335,427
First Finance Limited		136,000,000	136,000,000
Premier Leasing and Finance Limited		119,500,000	119,500,000
Peoples Leasing and Financial Services Limited		230,400,000	230,400,000
The Farmers/Padma Bank PLC		140,000,000	140,000,000
Bangladesh Industrial Finance Company Limited		221,359,006	221,359,006
FAS Finance and Investment Limited		158,500,000	158,500,000
International Leasing and Financial Services Limited		11,800,000	11,800,000
Union Capital Limited		88,800,000	88,800,000
GSP Finance Co. Bangladesh Limited		34,900,000	34,900,000
Janata Bank PLC		300,000,000	700,000,000
Investment Corporation of Bangladesh		-	87,500,000
		1,459,354,678	1,947,094,433
4.2 Outside Bangladesh			
Modhumoti Bank PLC		6,722,627	6,174,128
Mashreq Bank Limited		541,644,187	522,191,719
BHF Bank AG, Germany		-	4,305,260
Sonali Bank PLC, India		6,933,132	29,367,584
Sonali Bank PLC, UK		18,218,010	62,133
AB Bank PLC (Depo)		-	439,000,000
Axis Bank Limited		80,859,846	19,225,581
		654,377,802	1,020,326,405
Foreign currency transactions have been converted into BDT at the rates prevailing on the transaction dates. At the balance sheet date the monetary assets and liabilities are converted into BDT using exchange rate prevailing on that date. The resultant gain during and at the end of year has been reflected in the profit and loss account of the Bank.			
A Schedule of Balance with other banks - outside Bangladesh (nostro account) is given in (Annexure-C)			
4.3 Maturity-wise grouping (balance with other banks and financial institutions)			
On demand		124,300,000	142,500,000
Less than three months		4,570,300,000	2,005,200,000
More than three months but less than one year		1,457,777,053	7,465,760,137
More than one year but less than five years		-	-
More than five years		-	-
		6,152,377,053	9,613,460,137



Particulars	Notes	2024 Taka	2023 Taka
4(a) Consolidated balance with other banks and financial institutions			
In Bangladesh			
Bangladesh Development Bank PLC.	Note: 4.1	5,497,999,251	8,593,130,837
BDBL Securities Limited		62,405,455	67,326,698
BDBL Investment Services Limited		34,407,574	36,133,093
Less: Inter group deposit (BSL & BISL)		(468,650)	(340,973)
		<u>5,594,343,630</u>	<u>8,696,249,655</u>
Outside Bangladesh			
Bangladesh Development Bank PLC.	Note: 4.2	654,377,802	1,020,326,405
BDBL Securities Limited		-	-
BDBL Investment Services Limited		-	-
		<u>654,377,802</u>	<u>1,020,326,405</u>
		<u>6,248,721,432</u>	<u>9,716,576,060</u>
5. Money at call and on short notice			
In Bangladesh		500,000,000	1,180,000,000
Outside Bangladesh		-	-
		<u>500,000,000</u>	<u>1,180,000,000</u>
6. Investments			
Government securities	Note: 6.1	3,821,608,937	2,391,407,267
Other investment	Note: 6.2	8,649,461,729	8,980,415,885
		<u>12,471,070,666</u>	<u>11,371,823,152</u>
A Schedule of Statement of Investment is given in (Annexure-E)			
6.1 Government securities			
Treasury bill		490,419,426	988,268,685
Treasury bond		3,330,265,111	1,402,184,182
Prize bond		924,400	954,400
		<u>3,821,608,937</u>	<u>2,391,407,267</u>
6.2 Other investments			
Shares	Note: 6.2.1	7,587,031,729	7,917,250,885
Debentures		2,430,000	2,485,000
Investment in IPO/placement		-	680,000
Investment in Bangladesh fund		1,060,000,000	1,060,000,000
		<u>8,649,461,729</u>	<u>8,980,415,885</u>
There is a difference between CDBL and bank portfolio statement for number of shares 15,637,722 and amount of Tk.113,680,909.84. due to Mat. and Demate shares. The difference is Mat. share is in the physical paper for which is not included in CDBL portfolio. When dematerialization has been completed by the Bank then it will be available in CDBL portfolio. After completing fully dematerialization there will be no difference in both the CDBL and Bank portfolio. Dematerialization is an ongoing process.			
6.2.1 Investment in shares by listing status			
Quoted shares		7,390,102,535	7,720,321,691
Unquoted shares		148,517,094	148,517,094
Others		48,412,100	48,412,100
		<u>7,587,031,729</u>	<u>7,917,250,885</u>
Market value	(Annexure -E)	<u>16,191,667,197</u>	<u>22,440,162,254</u>
Investment in quoted and unquoted shares are recorded at cost. At 31 December 2024 market value/fair value of this investment is above cost, thus no provision is required to make for the year. As per Bangladesh bank circular provision of non listed equity/mutual fund is calculated on the basis of surrender price. Accordingly, a provision of TK.202.50 million is maintained against bank's investment in 'Bangladesh Fund'.			
6.3 Maturity-wise grouping of investments			
On demand		-	-
Less than three months		293,300,000	795,600,000
More than three months but less than one year		2,661,600,000	2,765,800,000
More than one year but less than five years		6,451,400,000	4,698,600,000
More than five years		3,064,770,666	3,111,823,152
		<u>12,471,070,666</u>	<u>11,371,823,152</u>
6.4 Provision for investment			
Required provision		379,400,000	139,900,000
Provision maintained		379,400,000	140,059,733
Provision excess/(shortage)		-	<u>159,733</u>



Particulars	Notes	2024 Taka	2023 Taka
6(a) Consolidated investment			
(i) Government securities			
Bangladesh Development Bank PLC.	Note: 6.1	3,821,608,937	2,391,407,267
BDBL Securities Limited		-	-
BDBL Investment Services Limited		-	-
		<u>3,821,608,937</u>	<u>2,391,407,267</u>
(ii) Other investments			
Bangladesh Development Bank PLC.	Note: 6.2	8,649,461,729	8,980,415,885
BDBL Securities Limited		1,121,947,496	1,212,353,046
BDBL Investment Services Limited		787,641,351	758,288,029
		<u>10,559,050,576</u>	<u>10,951,056,960</u>
		<u>14,380,659,513</u>	<u>13,342,464,227</u>
7. Loans and advances			
Loans, cash credits, overdrafts, etc			
In Bangladesh		25,061,907,199	26,046,133,732
Outside Bangladesh		-	-
		<u>25,061,907,199</u>	<u>26,046,133,732</u>
Bills purchased and discounted :			
In Bangladesh		487,548,738	524,934,427
Outside Bangladesh		-	-
		<u>487,548,738</u>	<u>524,934,427</u>
		<u>25,549,455,937</u>	<u>26,571,068,159</u>
7.1 Nature-wise loans and advances			
Cash credits		4,679,437,932	4,979,317,661
Long term (amount due and not due)		12,915,947,869	14,312,354,994
Overdrafts		664,551,671	746,701,804
Local documentary bill purchased		487,548,738	524,934,427
Consumer loan		642,783,662	705,611,111
Loan against trust receipt and others		2,347,155,282	1,867,411,164
Staff loan		3,812,030,783	3,434,736,998
		<u>25,549,455,937</u>	<u>26,571,068,159</u>
7.2 Maturity-wise grouping of loans and advances			
On demand		-	-
Not more than three months		3,514,500,000	3,739,900,000
Over three months but not more than one year		8,302,370,220	8,406,070,220
Over one year but not more than five years		9,222,100,000	10,002,100,000
Over five years		4,510,485,717	4,422,997,939
		<u>25,549,455,937</u>	<u>26,571,068,159</u>
7.3 Particulars of advances			
i. Debts considered good in respect of which the Bank is fully secured.		14,997,266,876	16,636,928,603
ii. Debts considered good for which the Bank hold no other security than the debtors personal security.		1,130,332,400	1,230,545,538
iii. Debts considered good and secured by the personal liabilities of one or more persons in addition to the personal security of the debtors.		-	-
iv. Debts considered doubtful or bad provision not provided for.		-	-
v. Debts due by directors or officers, employees of the banking company or any of them either severally or jointly with any other persons and debt due by companies or firms in which the directors of the banking company are interested as directors, partners or managing agents or in the case of private companies, as members, directors.		3,812,030,783	3,434,736,998
vi. Maximum total amount of advances, including temporary advances made any time during the year to directors or managers or officers of the banking company or any of them either severally or jointly with any other persons.		15,585,000	10,385,000



Particulars	Notes	2024 Taka	2023 Taka
vii. Debts due from companies or firms in which the directors of the Bank are interested as directors, partners, or managing agents or in case of private companies, as members.		-	-
viii. Maximum total amount of advances including temporary advances granted during the year to the company or firm in which the directors of the banking company are interested as directors, partners, managing agents or in the case of private companies as members.		-	-
ix. Maximum total amount of advances including temporary advances granted during the year to the companies or firms in which the directors of the banking company are interested as directors, partners or managing agents or in the case of private companies as members.		-	-
x. Due from Banking Companies		-	-
xi. Classified advances on which no interest has been charged.		9,217,306,616	9,421,815,772
(a) The balance of bad loan written-off is BDT 14,126,060,285 which has been written-off as per Bangladesh Bank's Circular No. 01 dated 06 February 2019 and a debt collection department has been established to take initiative for recovery of that bad loan.		14,126,060,285	13,269,553,808
7.4 Movement of loans and advances			
Opening balance		26,571,068,159	24,796,585,158
Add: Disbursed during the year		5,773,645,413	6,122,443,637
Add: Interest charged during the year		1,785,904,217	1,378,278,336
		34,130,617,789	32,297,307,131
Less: Recovery during the year		(7,488,902,073)	(5,726,238,972)
		26,641,715,716	26,571,068,159
Add/Less: Written-off during the year		(1,092,259,779)	-
		25,549,455,937	26,571,068,159
7.5 Significant concentration-wise grouping			
Other executives and officers of the Bank		3,812,030,783	3,434,736,998
Customers		3,654,490,615	3,319,724,079
Industries		18,082,934,539	19,816,607,082
		25,549,455,937	26,571,068,159
7.6 Division-wise loans & advances			
Dhaka Division		12,386,403,814	12,101,268,587
Mymensingh Division		1,435,891,678	505,869,537
Chittagong Division		3,288,576,888	1,516,457,336
Khulna Division		1,147,578,370	746,745,949
Rajshahi Division		3,489,548,475	4,198,167,278
Sylhet Division		652,885,448	1,150,243,164
Barisal Division		512,285,935	2,796,500,761
Rangpur Division		2,636,285,328	3,555,815,547
		25,549,455,937	26,571,068,159
7.7 Classification status of loans and advances			
Outstanding amount of unclassified loan:			
Standard		10,157,292,031	11,960,082,868
Standard (C.F)		437,213,741	603,041,207
Special mention account		612,987,081	661,179,054
Staff loan		3,789,774,023	3,412,625,474
		14,997,266,876	16,636,928,603
Outstanding amount of classified loan:			
Sub-standard		754,120,775	350,601,168
Doubtful		580,761,670	161,722,616
Bad/Loss		9,217,306,616	9,421,815,772
		10,552,189,061	9,934,139,556
		25,549,455,937	26,571,068,159

As at 31 December 2024 bad/loss loans includes staff loan of BDT 22.10 million. These loans have been classified as bad/loss due to non-payment of loans resulting from death of employees or discontinuance of unemployment with the bank. Most of the loans are recoverable as the employees have retirement benefits unsettled with the bank.



Particulars	Notes	2024 Taka	2023 Taka
Provisions required against loans and advances			
Required provision against unclassified loan:			
Standard		84,331,170	96,878,969
Standard (C.F)		8,744,275	12,068,921
Special mention account		22,438,966	47,919,794
Staff loan		37,897,740	34,126,255
		153,412,151	190,993,939
Required provision against classified loan:			
Sub-standard		35,253,213	18,284,331
Doubtful		63,291,825	19,554,813
Bad/Loss		2,948,418,182	3,384,839,920
		3,046,963,220	3,422,679,064
Total required provision		3,200,375,371	3,613,673,003
Provisions maintained		3,015,808,854	3,827,131,206
Provisions surplus/(deficit)		(184,566,517)	213,458,203

In response to the Bank's request dated 23 April 2025, Bangladesh Bank, through its letter ref. no. DOS(CAMS)1157/41(Dividend)/2025-3097, dated 21 May 2025, granted approval for the deferral of the required provision of BDT 1,835,751,419 [(comprising of BDT 1,662,888,700 (note 12.6.d), plus 184,566,517 (note 12.8) less BDT 8,446,547 (note 12.6.b) BDT 3,257,251 (note 12.6.c)] in the financial statements due to insufficient profitability. Accordingly, the Bank has prepared its financial statements for the year ended 31 December 2024 without recognizing the required provision.

7.8 Sector-wise loans & advances

Industrial sector

Food and allied products	4,645,501,825	4,831,255,348
Jute and allied fibre products	188,958,199	196,513,820
Cotton woolen and synthetic textile	5,743,380,707	5,973,033,657
Paper, paper products and printing	120,714,373	125,541,219
Tannery and its products	47,284,650	49,175,359
Non-metallic mineral products	296,703,709	308,567,607
Forest, wood products & saw mills	256,895,184	267,167,311
Metal products	1,525,916,867	1,586,931,682
Electrical machinery and goods	202,346,351	210,437,306
Machinery and spare parts	68,399,504	71,134,504
Transport sector	96,303,898	100,154,674
Chemicals and pharmaceuticals	331,651,055	344,912,346
Petro-chemicals	142,456,394	148,152,609
Service industries	986,426,123	1,025,869,037
Rubber goods sector	25,761,471	26,791,561
Miscellaneous sector	10,870,755,626	11,305,430,119
	25,549,455,937	26,571,068,159

7.9 Loans written-off

As per BRPD circular no. 04 dated 18 february 2024 classified loans and advances have been written-off from the books as and when necessary. The movement of the written-off loans is as follows:

Opening balance	13,269,553,808	15,204,233,265
Add: Addition during the year	1,092,259,779	
	14,361,813,587	15,204,233,265
Less: Recovery during the year	(67,686,970)	(350,264,391)
Less: Waiver during the year	(168,066,332)	(1,584,415,066)
Closing balance	14,126,060,285	13,269,553,808

Tk.109,22,59,779 classified loans and advances have been written-off during the year. Recovery of loans for the year under reporting is BDT 67,686,970 and waived during the year with outstanding balance of BDT 168,066,332.



Particulars	Notes	2024 Taka	2023 Taka
-------------	-------	--------------	--------------

7.10 Top 20 Funded Borrower as on 31-12-2024

SL	Name of the Borrower	Sanction Amount	Outstanding Amount
1	R. R. Spinning & Cotton Mills Ltd.	695,042,194	725,047,270
2	Tallu Spinning Mills Ltd.	591,700,000	657,887,572
3	Zarina Composite Textile Ind. Ltd.	613,605,347	586,177,829
4	Gonga Foundry Limited	820,000,000	550,320,202
5	Bashundhara Multi Steel Industries Limited (BMSIL)	1,750,000,000	532,038,591
6	AA Knit Spin LTD.	500,000,000	518,498,400
7	Urmee Knitwear Ltd.	576,469,151	517,574,529
8	BR Spinning Mills Ltd.	224,000,000	467,867,642
9	Delta Spinners Ltd.	408,200,000	449,254,995
10	Media International	278,000,000	382,150,715
11	Confidence Power Bogura Limited	500,000,000	359,177,451
12	BDBL Securities Ltd.	450,000,000	340,644,258
13	Sonargaon Textiles Ltd	366,300,000	303,579,927
14	Hasan Jute & Spinning Mills Ltd.	253,900,000	268,829,404
15	Bangladesh Auto Industries Limited	250,000,000	262,435,752
16	North Bengal Agro Concern	305,300,000	260,141,851
17	Padakhep Manabik Unnayan Kendra	300,000,000	254,263,208
18	Shamsuddin Spinning Mills Ltd.	367,100,000	253,262,534
19	Tatka Agro Industries Ltd.	200,000,000	248,046,597
20	Shakti Foundation for Disadvantaged Women	367,075,926	240,050,000
		9,816,692,617	8,177,248,726

7.11 Non-Funded Borrower as on 31-12-2024

SL	Name of the Borrower	Sanction Amount	Recovery Amount	Outstanding Amount
1	Bangladesh Power Development board	880,217,703	835,604,861	44,612,842
2	Bangladesh security Printing Press	100,199,640	82,438,049	17,761,591
3	Directorate General Defence Purchase	143,899,952	45,687,166	98,212,786
4	PAD/LC Bangladesh Bank	161,499,464	27,529,867	45,051,825
5	Urmee Knitwear Ltd.	235,800,106	213,578,326	22,221,780
6	Zarina Composite Textile Industries	998,280,478	952,810,462	45,470,016
7	Kanchpur Processing	7,708,800	7,708,800	-
8	Awal & Brothers Chemicals Co (Pvt) Ltd	43,175,000	43,175,000	-
9	Ratul Associate	5,815,920	5,815,920	-
10	Gulshan Enterprise	855,425	-	855,425
11	New Titas Paribahan	170,042	-	170,042
12	M/S Everchem International	6,728,988	4,785,468	1,943,520
13	Asm Corporation	7,211,437	4,412,617	2,798,820
		2,591,562,955	2,223,546,536	279,098,647

7.12 Top 20 Defaulter as on 31-12-2024

SL	Name of the Borrower	Disbursed Amount	Recovery Amount	Outstanding Amount
1	R R Spinning and Cotton Mills Limited	695,042,194	-	725,047,270
2	Tallu Spinning Mills Ltd.	591,700,000	3,000,000	657,887,572
3	BR Spinning Mills Ltd.	224,000,000	2,500,000	467,867,642
4	Delta Spinners Ltd.	408,200,000	13,500,000	449,254,995
5	Media International	278,000,000	5,000,000	382,150,715
6	Sonargaon Textiles Ltd	366,300,000	-	303,579,927
7	North Bengal Agro Concern	305,300,000	-	260,141,851
8	Tatka Agro Industries Ltd.	200,000,000	-	248,046,597
9	North Bengal Poultry & Hatchery Ltd.	94,500,000	-	189,196,590
10	Ranangan Cold Storage Ltd.	158,900,000	-	175,737,393
11	Ganoshasthaya Grameen Textile Mills Ltd.	114,700,000	10,083,335	168,325,534
12	Monno Fabrics Ltd.	111,546,000	-	140,773,428
13	Dhanshiri Composite Ltd.	71,800,000	-	132,419,398
14	T. R. Specialized Cold Storage (Pvt) Ltd.	103,700,000	5,000,000	118,316,916
15	Jhenai Tex Ltd.	87,800,000	-	114,635,797
16	Asha Agro Industries (pvt) Ltd.	73,700,000	-	106,991,965
17	Mita Bricks Field Ltd.	50,000,000	109,000	96,385,294
18	Subat knit Composit Ltd.	80,600,000	-	93,470,561
19	Dulamia Cotton Spinning Mills Ltd.	212,900,000	-	87,454,576
20	A Z Cotton Yarn Limited	82,209,856	-	82,209,856
		4,310,898,050	39,192,335	4,999,893,877



Particulars	Notes	2024 Taka	2023 Taka
-------------	-------	--------------	--------------

7.13 A. Top 50 rescheduled loan for the year


SL	No. of Borrower	Rescheduled Amount	Down Payment	Outstanding Amount
1	ZMC Paper Products Ltd.	6,582,813.04	300,000.00	6,592,567.29
2	Saba Cattle and Dairy Farm	5,425,091.00	256,000.00	5,803,180.58
3	Rimi Manufacturing Industries	5,194,456.00	245,000.00	5,556,495.59
4	Shah Mokhdum Medical Hospital	4,734,920.00	283,000.00	5,158,764.63
5	Md Altab Hossan	3,528,512.43	64,000.00	3,531,512.43
6	Evergreen Herbal And Nutraceuticals	3,323,266.74	220,000.00	3,326,266.74
7	Rupkotha Touch Poultry	2,960,378.00	1,781,950.00	1,549,534.93
8	Krishi Bitan	2,637,414.16	200,000.00	2,637,414.16
9	Md Mostafizer Rahman Biddut	2,582,661.72	125,000.00	2,582,661.72
10	Md Mostafizer Rahman Biddut	2,582,661.72	155,000.00	2,582,661.72
11	Fatema Matsya Khamar	2,349,812.83	350,000.00	2,389,699.88
12	Badhon Dairy Farm	2,271,886.93	98,000.00	2,274,886.93
13	Badhon Dairy Farm	2,271,886.93	98,000.00	2,274,886.93
14	Jannat Health Centre	2,252,602.07	73,000.00	2,252,602.07
15	M/S Sad Enterprise	2,193,922.02	150,500.00	2,272,636.94
16	Fahim Enterprise	2,161,375.30	110,000.00	2,309,021.59
17	Riyat Husking Mill and Lamia Korat	2,127,549.64	105,000.00	2,127,549.64
18	Khairul, Hasanur, Shahinur And Khadiz	2,092,627.83	443,000.00	2,080,807.37
19	Ayat Community Center & Event	2,030,446.18	84,000.00	2,030,446.18
20	Midnight Chinese Restrurent	2,025,882.31	55,500.00	2,030,345.45
21	Kobiraj Matysho Hatchery	1,964,569.50	100,000.00	1,964,569.50
22	Rahan	1,960,000.00	607,444.00	2,006,412.14
23	Taz Bekary	1,907,299.08	800,000.00	1,233,316.08
24	Maya Bostraly	1,898,452.41	46,000.00	1,901,452.41
25	Vai Vai Somonnito Krishi Khamar	1,821,510.22	355,000.00	1,720,826.86
26	Tasin Products	1,811,752.56	135,000.00	1,811,752.56
27	Moriom Enterprise	1,785,237.62	120,000.00	1,785,237.62
28	Janata Steel	1,758,367.29	100,000.00	1,761,367.29
29	Janata Steel	1,758,367.29	100,000.00	1,761,367.29
30	Ma Poultry Fishery & Dairy Farm	1,647,055.31	149,160.00	1,693,319.25
31	Bejoy Motors & Parts	1,598,701.91	100,000.00	1,697,946.11
32	M/s Jarjis Motors	1,583,671.94	385,300.00	1,568,490.50
33	Morium Motsho Khamar	1,579,000.00	73,576.00	1,589,613.36
34	Particle House	1,557,908.39	60,000.00	1,725,726.51
35	Rupkotha Touch Poultry	1,546,056.03	185,000.00	1,715,800.28
36	Kamala Begum	1,460,898.11	90,000.00	1,464,953.20
37	Ashraf Ali Engineering Works	1,402,231.31	100,000.00	1,410,294.92
38	Ma Poultry Fishery & Dairy Farm-02	1,375,445.61	100,000.00	1,418,499.15
39	Nazmul Dairy Gho Farm	1,366,731.05	163,000.00	1,370,718.13
40	Vai Vai Agro Dairy Farm	1,325,557.81	169,300.00	1,325,557.81
41	Ajmeri Engineering Workshop	1,312,199.61	149,800.00	1,312,199.61
42	Somonnito Gavipalon	1,303,661.72	60,000.00	1,303,661.72
43	Md.Shah Alam	1,282,524.88	69,000.00	1,299,060.67
44	A Shattar & Sons	1,277,703.40	150,000.00	1,389,770.18
45	Tanha Poultry Farm & Fishery	1,261,724.87	60,000.00	1,264,724.87
46	Chayera Dairy Farm	1,238,597.90	116,364.00	1,233,330.81
47	Kolpona Bakery Store	1,219,186.35	70,200.00	1,219,186.35
48	Shafiq Traders	1,206,492.25	50,000.00	1,212,099.28
49	Rafa Dairy Farm	1,202,827.26	51,000.00	1,202,827.26
50	M/S. Abid Hasan Goru Khamar	1,201,990.28	89,800.00	1,201,990.28
		106,945,889	10,001,894	106,930,015

B. Loan Restructured for the year

SL No.	No. of Borrower	Restructured Amount	Down Payment & Recovery	Outstanding Amount
	Nil	-	-	-

7.14 No. of Cases in Artha Rin Adalat, amount involved & recovery in that case

No. of Case	Amount	Recovery
432	27,889,615,000.00	7,446,295.40



Particulars	Notes	2024 Taka	2023 Taka
7(a) Consolidated loans and advances			
(i) Loans, cash credits, overdrafts, etc			
Bangladesh Development Bank PLC.		25,061,907,199	26,046,133,732
BDBL Securities Limited		152,424,304	131,737,391
BDBL Investment Services Limited		271,000,911	281,292,041
Less: Inter group loan (BSL & BISL)		(529,390,410)	(610,619,274)
		24,955,942,004	25,848,543,890
(ii) Bills purchased and discounted			
Bangladesh Development Bank PLC.		487,548,738	524,934,427
BDBL Securities Limited		-	-
BDBL Investment Services Limited		-	-
		487,548,738	524,934,427
		25,443,490,742	26,373,478,317
8. Fixed assets including premises, furniture and fixtures			
A. At Cost (Owner occupied property & Investment property)			
Opening balance		1,241,124,178	1,233,429,637
Add: Addition during the year		16,806,596	14,391,302
Less: Disposal/adjustment during the year		-	(6,696,761)
		1,257,930,774	1,241,124,178
Less: Accumulated depreciation at the year end		(910,734,490)	(835,627,010)
Written Down Value (A)- Annex-A		347,196,284	405,497,168
B. At Revaluation (Owner occupied property & Investment property)			
Opening balance		8,600,058,673	8,600,058,673
Add: Addition during the year		-	-
Less: Disposal/adjustment during the year		-	-
		8,600,058,673	8,600,058,673
Less: Accumulated depreciation at the year end		(1,632,515,784)	(1,535,289,151)
Written Down Value (B)- Annex-A		6,967,542,889	7,064,769,522
C. Right of Use (ROU) asset			
Opening balance		65,725,699	44,099,282
Add: Addition during the year		72,726,697	22,211,198
		138,452,396	66,310,480
Less: Disposal during the year		2,627,575	584,781
		135,824,821	65,725,699
Less: Accumulated depreciation at the year end		(41,695,666)	(22,636,459)
Written Down Value (C)-Annex-A		94,129,155	43,089,240
Total Fixed Assets including ROU (A+B+C)-Annex A		7,408,868,328	7,513,355,930
A Schedule of Fixed Assets is given in (Annexure- A)			
8(a) Consolidated fixed assets including premises, furniture and fixtures			
Bangladesh Development Bank PLC.	Note: 8	7,408,868,328	7,513,355,930
BDBL Securities Limited		2,358,950	2,742,696
BDBL Investment Services Limited		2,621,464	3,464,108
		7,413,848,742	7,519,562,734
*The Bank has decided to reclassify the property, plant and equipment to Investment Property those actually met the criteria of Investment Property as per International Accounting Standard (IAS) 40- Investment Property from the financial year 2021. The Bank used the cost model, for the transfer of owner- occupied property to investment property. For this reason, there is no change in the carrying amount of the property transferred and there is no change in the cost of that property for measurement or disclosure purposes (as per Para 59 of IAS 40). If there is any change in fair market value, the adjustment will be given subsequently in future for the impairment loss.			
9. Other assets			
Stationery and stamps in hand		8,006,994	4,329,190
Tax paid in advance	Note: 9.1	4,232,672,534	4,058,098,356
Prepaid expenses and security deposit		5,369,796	7,979,378
Income receivable	Note: 9.2	376,351,691	347,510,753
Suspense A/C (CAD and branches)		1,233,605	6,380,178
Exchange risk adjustment account		11,345,062	11,345,062
Depreciation fund - interest receivable		26,462,500	26,462,500
Sanchaya patra encashment A/C		4,744,436	90,306,833
Legal expenses realizable A/C		54,575,538	52,934,153
Misc. receivable and sundry for adjustment purpose		31,116,249	21,929,587
Inter office adjustment		16,115,283	15,116,045
Temporary advance		4,867,607	2,848,489
Investment in subsidiaries (BSL & BISL)		1,000,000,000	1,000,000,000



Particulars	Notes	2024 Taka	2023 Taka
Investment in Data center & Disaster recovery site		2,500,000	2,500,000
Receivable from subsidiaries (BSL & BSL)-Salary & Allowances		31,889,803	46,891,432
Receivable from subsidiaries (BSL & BSL)-Share		18,523,092	15,288,316
Receivable from Marketable Securities-Agrabad		2,540	2,895
Deferred tax asset (for ROU Assets)	Note: 9.3	4,215,082	1,348,188
		5,829,991,812	5,711,271,355

9.1 Tax paid in advance

Movement of the advance tax paid during the year is as follows:

Opening balance	4,058,098,356	3,840,596,032
Add: Addition during the year	174,574,178	217,502,324
	4,232,672,534	4,058,098,356
Less: Adjustment during the year	-	-
	4,232,672,534	4,058,098,356

Year wise break-up of the above amount is shown as follows:

A: Erstwhile Bangladesh Shilpa Rin Sangstha (BSRS):

Accounting year	Assessment year	Corporate advance tax	Deducted at source	Total BDT
1997 - 1998	1998 - 1999	-	5,666,165	5,666,165
1998 - 1999	1999 - 2000	-	6,620,718	6,620,718
1999 - 2000	2000 - 2001	12,500,000	4,731,041	17,231,041
2000 - 2001	2001 - 2002	45,473,000	4,391,185	49,864,185
2001 - 2002	2002 - 2003	16,000,000	5,558,725	21,558,725
2002 - 2003	2003 - 2004	4,500,000	7,314,644	11,814,644
2003 - 2004	2004 - 2005	10,000,000	7,020,445	17,020,445
2004 - 2005	2005 - 2006	-	6,936,472	6,936,472
2005 - 2006	2006 - 2007	-	13,412,159	13,412,159
2006 - 2007	2007 - 2008	20,000,000	18,913,584	38,913,584
2007 - 2008	2008 - 2009	10,000,000	20,865,579	30,865,579
2008 - 2009	2009 - 2010	34,848,614	22,489,729	57,338,343
2009 - 2010	2010 - 2011	-	13,223,817	13,223,817
Sub-total		153,321,614	137,144,263	290,465,877

B: Erstwhile Bangladesh Shilpa Bank (BSB):


Accounting year	Assessment year	Corporate advance tax	Deducted at source	Total BDT
1994-95	1995-1996	-	223,455,120	223,455,120
1995-96	1996-1997	-	1,388,566	1,388,566
1996-97	1997-1998	-	101,091,067	101,091,067
1997-98	1998-1999	-	69,230,875	69,230,875
1998-99	1999-2000	-	18,911,461	18,911,461
2000-01	2001-2002	-	13,926,730	13,926,730
2001-02	2002-2003	-	25,698,639	25,698,639
2003-04	2004-2005	-	32,943,494	32,943,494
2008-09	2009-2010	-	18,992,160	18,992,160
2009-10	2010-2011	-	7,727,586	7,727,586
Sub-total		-	513,365,698	513,365,698

C: Bangladesh Development Bank PLC.

Accounting year	Assessment year	Corporate advance tax	Deducted at source	Total BDT
2010	2011-2012	10,000,000	73,748,710	83,748,710
2011	2012-2013	61,232,451	89,333,534	150,565,985
2012	2013-2014	82,370,218	120,350,190	202,720,408
2013	2014-2015	60,735,632	194,793,491	255,529,123
2014	2015-2016	-	289,235,544	289,235,544
2015	2016-2017	154,782,467	244,926,149	399,708,616
2016	2017-2018	41,371,000	242,688,379	284,059,379
2017	2018-2019	15,000,000	228,700,911	243,700,911
2018	2019-2020	64,617,766	283,409,498	348,027,264
2019	2020-2021	-	268,593,078	268,593,078
2020	2021-2022	-	133,142,323	133,142,323
2021	2022-2023	50,000,000	122,919,731	172,919,731
2022	2023-2024	8,798,732	196,014,653	204,813,385
2023	2024-2025	-	217,502,324	217,502,324
2024	2025-2026	-	174,574,178	174,574,178
Sub-total		548,908,266	2,879,932,693	3,428,840,959

Total advance tax paid


4,232,672,534



Particulars	Notes	2024 Taka	2023 Taka
9.2 Income Receivable			
Dividend Receivable		113,387,348	130,429,734
Income receivable on rent		97,250,196	41,335,610
Income receivable on Balance with other Bank		75,446,719	138,454,711
Interest receivable on Debenture		3,884,754	-
Interest receivable on Bill & Bond		86,382,674	37,290,698
		376,351,691	347,510,753
9.3 Deferred tax asset on ROU assets			
WDV of ROU		94,129,155	43,089,240
Closing balance of Lease liability		104,666,859	46,459,710
Deductible temporary difference		(10,537,704)	(3,370,470)
Tax Rate		40.00%	40.00%
Deferred tax asset		(4,215,082)	(1,348,188)
9(a) Consolidated other assets			
Bangladesh Development Bank PLC.	Note: 9	5,829,991,812	5,711,271,355
BDBL Securities Limited (BSL)		126,305,667	143,376,141
BDBL Investment Services Limited (BISL)		134,625,306	106,556,889
Less: Inter group receivable (BSL & BISL)		(50,412,895)	(62,179,748)
Less: Inter group investment (BSL & BISL)		(1,000,000,000)	(1,000,000,000)
		5,040,509,890	4,899,024,637
10. Borrowing from other banks, financial institutions and agents			
In Bangladesh	Note: 10.1	1,406,810,234	1,138,450,387
Outside Bangladesh		-	-
		1,406,810,234	1,138,450,387
a) Security based segregation			
Secured		-	-
Un-secured		1,406,810,234	1,138,450,387
		1,406,810,234	1,138,450,387
b) Maturity based segregation			
On demand		-	-
On maturity		1,406,810,234	1,138,450,387
		1,406,810,234	1,138,450,387
10.1 In Bangladesh			
DM 3.00 million K.F.W. loan		636,954	1,249,082
SME refinance from BB		1,406,173,280	1,137,201,305
Call borrowing		-	-
		1,406,810,234	1,138,450,387
11. Deposits and other accounts			
Current and other accounts	Note: 11.1	901,630,449	1,030,053,756
Bills payable	Note: 11.2	112,985,626	188,175,014
Saving bank deposits	Note: 11.3	3,824,119,371	3,997,306,504
Fixed deposits	Note: 11.4	22,691,833,816	25,320,099,037
		27,530,569,262	30,535,634,311
11.1 Current and other accounts			
Current account		484,025,277	641,656,656
Cash credit/OD (Cr. Balance)		2,978,778	60,825
Sundry deposit		234,852,614	292,038,223
Margin deposits		61,301,934	95,612,433
Guarantee margin security deposits		561,672	646,672
Western & RIA money transfer		(8,796)	38,947
Deposit in foreign currency		117,918,970	-
		901,630,449	1,030,053,756
11.2 Bills payable			
Payment order		112,852,460	188,010,402
Drafts payable		133,166	164,612
		112,985,626	188,175,014
11.3 Savings bank deposits			
Savings deposit		1,965,063,952	2,162,954,137
Savings deposit - staff		526,449,958	379,848,891
Green savings deposit		7,792,102	50,272,747
Savings deposit - student		39,514,006	42,751,215
Savings deposit - teacher		141	111
Savings deposit (Taka 100)		10,375,980	13,458,933
Savings deposit (Taka 10)		12,609,541	14,576,175
BDBL super savings scheme		154,299,800	164,910,221
Teachers cpf a/c		12,928,360	10,646,608
Short notice deposit		1,095,085,531	1,157,887,466
		3,824,119,371	3,997,306,504



Particulars	Notes	2024 Taka	2023 Taka
11.4 Fixed deposits			
Fixed deposit account		21,889,957,098	24,571,523,953
Various deposit scheme	Note: 11.4.1	801,876,718	748,575,084
		22,691,833,816	25,320,099,037
11.4.1 Various deposit scheme			
e-GP		1,000	1,000
BDBL savings scheme DBSS		86,269,121	164,452,541
Junior savings scheme		236,818	1,530,654
Double benefit scheme		18,198,820	22,148,820
Monthly income scheme		-	1,780,000
Marriage sanchay scheme		16,497,021	19,537,386
Shikkha savings scheme		46,365,072	69,140,893
Investment scheme retirement		900,000	2,050,000
Deposit pension scheme		7,143	7,143
Monthly deposit scheme(10y)		48,084,756	33,076,841
Monthly income scheme(5y)		3,430,000	3,430,000
Chikitcha savings scheme		23,955,159	25,284,505
BDBL lakhopoti dep. scheme(3y)		682,185	789,495
BDBL lakhopoti dep. scheme(5y)		392,850	328,830
Chikitsha sanchay scheme		1,680,785	1,043,410
BDBL shikha sanchay scheme		245,926,979	176,122,407
BDBL palli sanchay scheme		3,230,000	1,792,000
Hajj amanot scheme(3y)		5,262,000	3,878,100
Hajj amanot scheme(5y)		1,164,000	865,000
Monthly deposit scheme(3y)		76,385,546	64,477,436
Monthly deposit scheme(5y)		223,207,463	156,838,623
		801,876,718	748,575,084
11.5 Deposits and other accounts by maturity			
On demand		253,600,000	255,800,000
Repayable within one month		805,300,000	831,500,000
More than one month but not more than six months		6,439,400,000	7,185,000,000
More than six months but not more than one year		10,283,600,000	11,322,100,000
More than one year but not more than five years		9,748,669,262	10,941,234,311
More than five years but not more than ten years		-	-
Unclaimed deposits held by the bank more than ten years		-	-
		27,530,569,262	30,535,634,311
11(a) Consolidated deposit and other accounts			
(i) Current and other accounts			
Bangladesh Development Bank PLC.	Note:11.1	901,630,449	1,030,053,756
BDBL Securities Limited		-	-
BDBL Investment Services Limited		-	-
Less: Inter group deposit (BSL & BISL)		(468,650)	(340,973)
		901,161,799	1,029,712,783
(ii) Bills payable			
Bangladesh Development Bank PLC.	Note:11.2	112,985,626	188,175,014
BDBL Securities Limited		-	-
BDBL Investment Services Limited		-	-
		112,985,626	188,175,014
(iii) Savings bank deposit			
Bangladesh Development Bank PLC.		3,824,119,371	3,997,306,504
BDBL Securities Limited		-	-
BDBL Investment Services Limited		-	-
		3,824,119,371	3,997,306,504
(iv) Fixed deposit			
Bangladesh Development Bank PLC.		22,691,833,816	25,320,099,037
BDBL Securities Limited		-	-
BDBL Investment Services Limited		-	-
		22,691,833,816	25,320,099,037
		27,530,100,612	30,535,293,338



Particulars	Notes	2024 Taka	2023 Taka
12. Other liabilities			
Provision for income tax	Note: 12.1	3,568,291,264	3,432,291,264
Provision for deferred tax	Note: 12.2	973,510,489	1,002,696,654
Accrued expenses	Note: 12.3	870,267,332	812,612,521
Others funds	Note: 12.4	55,539,662	77,774,057
Provision for investment in share & debenture	Note: 12.5	379,400,000	140,059,733
Other provisions	Note: 12.6	631,365,057	663,196,848
Provision for unclassified loan	Note: 12.7	54,371,884	190,993,939
Provision for classified loan	Note: 12.8	2,961,436,970	3,636,137,267
Interest suspense	Note: 12.9	2,004,633,965	2,430,016,596
Advance deposit receipts	Note: 12.10	185,151,254	211,215,715
Lease Liability	Note: 12.11	104,666,859	46,459,710
Start up fund	Note: 12.12	3,679,661	3,121,661
Miscellaneous	Note: 12.13	74,167,634	67,022,239
		11,866,482,031	12,713,598,204
12.1 Provision for income tax			
Opening balance		3,432,291,264	3,305,691,264
Add: Provision made during the year		136,000,000	126,600,000
		3,568,291,264	3,432,291,264
Less: Adjustment made during the year		-	-
		3,568,291,264	3,432,291,264

Year wise break-up of provision for tax amount is shown as follows:

A) **Erstwhile Bangladesh Shilpa Bank (BSB)**

Financial Year	Assessment	Provision for Tax	Assessment Status
2003-2004	2004-2005	480,780,990	Settled upto AY 2004-05 and Tax refundable is BDT 12.65 Crore.
2008-2009	2009-2010	56,215,000	Pending with Appeal tribunal
2009-2010	2010-2011	70,121,000	ADR Revised order and Appeal order yet to be received
Sub-total		607,116,990	

B) **Erstwhile Bangladesh Shilpa Rin Sangstha (BSRS)**

Financial Year	Assessment	Provision for Tax	Assessment Status
1995-1996	1996-1997	23,400,000	Tax cases settled. No demand by tax authority.
1996-1997	1997-1998	12,500,000	
1999-2000	2000-2001	22,400,000	Tax assessment order has not yet been revised as per tribunal order.
2000-2001	2001-2002	39,000,000	"do"
2001-2002	2002-2003	27,000,000	"do"
2002-2003	2003-2004	(70,592,732)	"do"
2003-2004	2004-2005	-	Refundable BDT 17,020,445
2004-2005	2005-2006	30,041,556	Not yet assessed refundable BDT 6,936,472
2005-2006	2006-2007	20,000,000	Tax assessment has not yet been revised as order CT appeal
2006-2007	2007-2008	60,000,000	Self assessment
2007-2008	2008-2009	18,856,721	To be revised as per CT appeal
2008-2009	2009-2010	14,971,482	Appealed before the commissioner of taxes.
2009-2010	2010-2011	38,000,000	Appealed before the commissioner of taxes.
Sub-total		235,577,027	

C) **Bangladesh Development Bank PLC.**

Financial Year	Assessment	Provision for Tax	Assessment Status
2010	2011-2012	130,000,000	DP BDT 7,47,000.00 not credited. The taxes Appellate Tribunal order dated
2011	2012-2013	170,000,000	DP BDT 11,000,000.00 not credited. The taxes Appellate Tribunal order
2012	2013-2014	185,500,000	TDS BDT 1,948,242 not credited. The appeal filed on 27 June 2016 for
2013	2014-2015	286,000,000	TDS BDT 542,649 not credited. The appeal filed on 18 October 2016 for
2014	2015-2016	290,000,000	Return file normal in procedure.
2015	2016-2017	145,000,000	Return filed
2016	2017-2018	120,000,000	Return filed
2017	2018-2019	240,000,000	Return filed
2018	2019-2020	350,000,000	Return filed
2019	2020-2021	120,000,000	Return filed
2020	2021-2022	70,394,491	Return filed
2021	2022-2023	160,294,672	Return filed
2022	2023-2024	195,808,084	Return filed
2023	2024-2025	126,600,000	Return filed
2024	2025-2026	136,000,000	Yet to be filed
Sub-total		2,725,597,247	


Total Provision for Tax 3,568,291,264

As disclosed earlier, for the assessment years 2009-10 to 2016-17, the tax claims made by the authorities and the provisions maintained by the bank differ, totaling BDT 1,230 million. However, subsequent negotiations with the authorities indicate that these claims are unlikely to be substantiated at the stated amounts. In line with prudent principles, the management has allocated provisions totaling BDT 1,520 million for the years 2017-18 to 2025-26, a comparatively higher amount.

Nonetheless, should any payments still be required to settle the claims, the management remains optimistic that the current accumulated provision of BDT 3,568 million as of 31 December 2024, including BDT 136 million provisioned for the year, will be sufficient to cover the liabilities.




Particulars	Notes	2024 Taka	2023 Taka
12.2 Provision for deferred tax			
12.2.1 A. Deferred tax on fixed asset			
Deferred tax liabilities have been computed in accordance with IAS-12 based on taxable temporary difference in carrying amount of the fixed assets and its tax base as follows:			
WDV of fixed assets as per accounts		347,196,284	405,497,168
WDV of fixed assets as per tax base		181,323,352	198,257,481
Taxable temporary difference		165,872,932	207,239,687
Applicable tax rate		40.00%	40.00%
Deferred tax liabilities		66,349,173	82,895,875
12.2.2 B. Deferred tax on asset revaluation reserve			
Asset revaluation reserve on 01 January 2024*		6,144,968,742	6,231,724,815
Less: Adjustment for depreciation during the year (Owner occupied)		(27,233,429)	(27,931,722)
Less: Adjustment for depreciation during the year (Investment Property)		(69,993,204)	(71,787,902)
		6,047,742,109	6,132,005,191
Applicable tax rate		15%	15%
Deferred tax liability		907,161,316	919,800,779
Total deferred tax liability (A+B)		973,510,489	1,002,696,654
*Detail of the revaluation reserve given in (Annexure A) and (Note: 16.2)			
12.2.3 Net-off Deferred Tax Provision for charge/credit to P/L statement			
Deferred tax liability on fixed assets	Note: 12.2.1	(16,546,702)	27,187,906
Deferred tax liability on Revaluation surplus	Note: 12.2.2	(12,639,463)	(12,963,551)
Deferred tax assets On lease contracts-IFRS 16	Note: 9.3	(2,866,894)	(350,086)
Deferred tax adjustment for revalued depreciation		12,639,463	12,963,551
Deferred Tax liability (Net) charge/(credit) to Income		(19,413,596)	26,837,820
12.3 Accrued expense			
Accrued interest		788,859,273	747,994,652
Accrued expense		81,408,059	64,617,869
		870,267,332	812,612,521
12.4 Other funds			
Pension and death cum retirement fund		36,939,459	52,979,761
Employees provident fund		15,839,907	21,390,039
Employees gratuity fund		1,619,761	2,882,277
Employees benevolent fund		1,140,535	521,980
		55,539,662	77,774,057
According to the valuation report submitted by AIR Consulting (Actuary), Dated 01 August 2018, the employee gratuity fund faced a shortfall of BDT 2,164 million as of 31 December 2017. To address this gap, the actuary recommended an annual lump sum provision of BDT 250 million and a monthly contribution equivalent to 41% of the basic pay.			
Following the board's directive, dated 27 December 2018, the bank allocated BDT 50 million to the fund in 2024, taking into account the bank's profitability. However, an internal reassessment by the bank's management concluded that, out of 611 employees, only 225 are expected to retire within the next 20 years. As a result, the management believes that the current balance of BDT 1,002 million in the fund is adequate to meet short- to medium-term claims. Nevertheless, the required funding will be periodically reassessed to reflect changes in the pay scale and pension policy.			
12.5 Provision for investment in share & debenture			
Provision For Investment In Share		318,556,641	79,216,374
Provision For Bad & Doubtful Equity Investment		48,412,100	48,412,100
Provision For Bad & Doubtful Debt Debenture Loan		2,931,259	2,931,259
Provision For Doubtful Investment		9,500,000	9,500,000
Total maintained provision		379,400,000	140,059,733
Provision required		379,400,000	139,900,000
Provision surplus/(deficit)		-	159,733
12.6 Other provisions			
Miscellaneous provisions	Note: 12.6.a	253,312,959	270,144,750
Provision for other assets	Note: 12.6.b	157,406,547	172,406,547
Provision for off balance sheet items		7,034,251	7,034,251
Provision for investment in other bank and financial institution		213,611,300	213,611,300
		631,365,057	663,196,848
12.6.a Miscellaneous provisions			
Provision for bonus		48,061,678	60,181,923
Dividend payable to Govt.		-	20,000,000
Payable to Govt. against share dividend		83,597,555	84,341,878
Payable under investor scheme		121,653,726	105,620,949
		253,312,959	270,144,750



Particulars	Notes	2024 Taka	2023 Taka
12.6.b Provision for other assets			
Provision for realisable legal expenses		39,547,628	39,547,628
Provision for exchange risk adjustment A/C		11,345,000	11,345,000
Provision for interest on depreciation fund		26,462,500	26,462,500
Provision for unadjusted inter branch current account		12,085,000	12,085,000
Provision for other assets		67,966,419	82,966,419
Total maintained provision		157,406,547	172,406,547
Provision required		148,960,000	162,300,000
Provision surplus/(deficit)		8,446,547	10,106,547
12.6.c Provision for off balance sheet items			
Total maintained provision		7,034,251	7,034,251
Provision required		3,777,000	7,000,000
Provisions surplus/(deficit)		3,257,251	34,251
12.6.d Provision for investment in other bank and financial institution			
Total maintained provision		213,611,300	213,611,300
Provision required		1,876,500,000	-
Provisions surplus/(deficit)		(1,662,888,700)	213,611,300
In response to the Bank's request dated 23 April 2025, Bangladesh Bank, through its letter ref. no. DOS(CAMS)1157/41(Dividend)/2025-3097, dated 21 May 2025, granted approval for the deferral of the required provision of BDT 1,835,751,419 [comprising of BDT 1,662,888,700 (note 12.6.d), plus 184,566,517 (note 12.8) less BDT 8,446,547 (note 12.6.b) BDT 3,257,251 (note 12.6.c)] in the financial statements due to insufficient profitability. Accordingly, the Bank has prepared its financial statements for the year ended 31 December 2024 without recognizing the required provision.			
12.7 Provision for un-classified loan			
Provision held at the beginning of the year		190,993,939	237,189,928
Less: Fully provided debts written-off		-	-
Add: Recoveries of amount previously written-off		-	-
Add: Specific provision for the year		-	-
Less: Provision transferred to provision to CL loan		(37,581,788)	(46,195,989)
Less: Provision transferred to Investment in share		(99,040,267)	-
Provision held at the end of the year		54,371,884	190,993,939
12.8 Provision for classified loan			
Provision held at the beginning of the year		3,636,137,267	3,649,090,484
Less: Fully provided debts written-off/loan liquidated		(708,317,562)	(1,449,206)
Less: Fully provided against interest waiver of staff loan		(5,921,196)	-
Add: Specific provision for the year		-	-
Add: Recoveries and provision no longer required		23,756,673	-
Less: Provision transferred to provision for off-balance sheet Items		-	-
Add: Provision transferred from un-classified loan		37,581,788	46,195,989
Less: Provision transferred to other assets & Investment		(21,800,000)	(57,700,000)
Provision held at the end of the year		2,961,436,970	3,636,137,267
Total provision maintained		3,015,808,854	3,827,131,206
Required provision		3,200,375,371	3,613,673,003
(Shortfall)/Excess		(184,566,517)	213,458,203
In response to the Bank's request dated 23 April 2025, Bangladesh Bank, through its letter ref. no. DOS(CAMS)1157/41(Dividend)/2025-3097, dated 21 May 2025, granted approval for the deferral of the required provision of BDT 1,835,751,419 [comprising of BDT 1,662,888,700 (note 12.6.d), plus 184,566,517 (note 12.8) less BDT 8,446,547 (note 12.6.b) BDT 3,257,251 (note 12.6.c)] in the financial statements due to insufficient profitability. Accordingly, the Bank has prepared its financial statements for the year ended 31 December 2024 without recognizing the required provision.			
12.9 Interest suspense			
Opening balance		2,417,673,426	1,831,212,264
Add: Credited/Added during the year		363,602,720	807,327,780
Less: Transferred to interest income		(899,530)	(29,050,751)
Less: Written-off during the year		(383,942,217)	-
Less: Adjustment during the year		(400,451,259)	(191,815,867)
		1,995,983,140	2,417,673,426
Add: Interest suspense A/C (IDCP)		8,650,825	12,343,170
		2,004,633,965	2,430,016,596
12.10 Advance deposits receipts			
Other deposits received in advance		13,483,820	12,193,820
L/C Charges Received in Advance		3,000	3,000
Advance rent received on Bank's premises		2,429,403	2,778,989
Sundry - unadjusted recovery from loan		126,039,117	145,530,558
Sundry deposits(write-off)		43,195,914	50,709,348
		185,151,254	211,215,715



Particulars	Notes	2024 Taka	2023 Taka
12.11 Lease Liability			
Opening balance		46,459,710	31,465,648
Add: Addition during the year		82,019,360	22,211,198
		128,479,070	53,676,846
Less: Disposal/Adjustment during the year		(23,812,211)	(7,217,136)
		104,666,859	46,459,710
The Bank has recognised the IFRS 16 Lease from the financial year 2020 and it measured lease liability in respect of the appropriate criteria. The lease liability will be paid within the lease term to the lessor. The interest was capitalised and charged accordingly.			
12.12 Start up fund			
Opening balance		3,121,661	2,100,661
Add: Addition during the year		558,000	1,021,000
Closing Balance		3,679,661	3,121,661
As per Bangladesh Bank SMESPD circular no. 05 dated 26 April 2021, this fund was created through compulsory appropriation of 1% Net profit after tax and bank has to maintain it from 2020 to following five years to facilitate/finance start up entrepreneurs.			
12.13 Miscellaneous			
FCTA exchange premium		46,028,469	46,028,469
FCTA penal premium		7,446,350	7,446,350
Liabilities towards BSB and EPF		-	6,394,900
Sundry Deposit (Excess Covid Amount)		1,091,783	567,803
BEFTN, RTGS, BACPS, Dr Card, IBFT & POS payable A/c		192,119	(7,387,113)
Managed fund		-	725,542
Earnest Money		-	72,200
Other payable		208,075	220,504
Sanchayapatra sold A/c		2,150,000	4,523,940
Employees revenue stamp		12,990	70,328
Npsb Atm Settlement A/C		16,287,358	7,980,977
Bkash Settlement A/c for ITCL		750,490	378,339
		74,167,634	67,022,239
12(a) Consolidated other liabilities			
Bangladesh Development Bank PLC.	Note: 12	11,866,482,031	12,713,598,204
BDBL Securities Limited		716,912,980	805,359,127
BDBL Investment Services Limited		580,293,245	537,022,848
Less: Inter group loan (BSL & BISL)		(529,390,410)	(610,619,274)
Less: Inter group payable (BSL & BISL)		(50,412,895)	(62,179,748)
		12,583,884,951	13,383,181,157
12.a.i Consolidated current tax			
Bangladesh Development Bank PLC.		136,000,000	126,600,000
BDBL Securities Limited		13,801,500	12,566,612
BDBL Investment Services Limited		10,049,112	8,012,488
		159,850,612	147,179,100
12.a.ii Consolidated deferred tax			
Bangladesh Development Bank PLC.		(19,413,596)	26,837,820
BDBL Securities Limited		16,539	53,545
BDBL Investment Services Limited		(135,768)	(33,531)
		(19,532,825)	26,857,834
13 Share Capital			
Authorised capital:			
100,000,000 shares of Taka 100 each		10,000,000,000	10,000,000,000
Issued, subscribed and paid-up capital:			
60,000,000 Shares of Taka 100 each fully paid by the government and government nominated shareholders		6,000,000,000	6,000,000,000
13.1 Capital to risk weighted asset ratio (CRAR)			
Consolidated CRAR			
i) Core capital (Tier-i)			
Paid-up capital		6,000,000,000	6,000,000,000
General reserve		2,377,755,115	2,377,755,115
Statutory reserve		2,800,471,336	2,765,971,336
Retained earnings		954,533,985	942,269,220
Less: Provision shortfall as per RBCA (Basel-III)*		(2,141,752,807)	(935,112,297)
		9,991,007,629	11,150,883,374
ii) Supplementary capital (Tier-ii)			
General provision		61,406,135	153,129,489
		61,406,135	153,129,489
A Total eligible capital (Tier-i+ii)		10,052,413,764	11,304,012,863



Particulars	Notes	2024 Taka	2023 Taka
B Total risk weighted assets (RWA)		46,507,734,074	51,154,143,586
C Required capital (10% of RWA or TK.500 crore; whichever is higher)		4,650,773,407	5,115,414,359
D Capital conservation buffer (2.5% on risk weighted assets)		1,162,693,352	1,278,853,590
E Total required capital with conservation buffer (C+D)		5,813,466,759	6,394,267,948
F Capital surplus (A-E)		4,238,947,005	4,909,744,915
Capital adequacy ratio		21.61%	22.10%
Core capital to risk weighted assets		21.48%	21.80%
Supplementary capital to risk weighted assets		0.13%	0.30%
Solo CRAR			
i) Core capital (Tier-i)			
Paid-up capital		6,000,000,000	6,000,000,000
General reserve		2,377,755,115	2,377,755,115
Statutory reserve		2,800,471,336	2,765,971,336
Retained earnings		628,241,628	610,856,302
Less: Provision shortfall as per RBCA (Basel-III)*		(1,835,751,419)	(884,395,318)
		9,970,716,660	10,870,187,435
ii) Supplementary capital (Tier-ii)			
General provision		61,406,135	153,129,489
		61,406,135	153,129,489
A Total eligible capital (Tier-i+ii+iii)		10,032,122,795	11,023,316,924
B Total risk weighted assets (RWA)		44,823,947,718	48,853,096,130
C Required capital (10% of RWA or TK.500 crore; whichever is higher)		5,000,000,000	5,000,000,000
D Capital conservation buffer (2.5% on risk weighted assets)		1,120,598,693	1,221,327,403
E Total required capital with conservation buffer (C+D)		6,120,598,693	6,221,327,403
F Capital surplus (A-E)		3,911,524,102	4,801,989,521
Capital adequacy ratio		22.38%	22.56%
Core capital to risk weighted assets ratio		22.24%	22.25%
Supplementary capital to risk weighted assets ratio		0.14%	0.31%
*In response to the Bank's request dated 23 April 2025, Bangladesh Bank, through its letter ref. no. DOS(CAMS)1157/41(Dividend)/2025-3097, dated 21 May 2025, granted approval for the deferral of the required provision of BDT 1,835,751,419 [(comprising of BDT 1,662,888,700 (note 12.6.d), plus 184,566,517 (note 12.8) less BDT 8,446,547 (note 12.6.b) BDT 3,257,251 (note 12.6.c)] in the financial statements due to insufficient profitability. But the provision shortfall of TK.1835.75 million adjusted against Tier-i capital. Accordingly, the Bank has prepared its financial statements for the year ended 31 December 2024 without recognizing the required provision.			
14. Quasi equity		134,744,560	134,744,560
This was created as per government decision in 1982 by converting the 3rd, 5th, 6th and 8th UK credits received by erstwhile Bangladesh Shilpa Bank (BSB). This liability has been waived by the Government of Bangladesh.			
15. Statutory reserve			
Opening balance		2,765,971,336	2,714,871,336
Add: Addition made for the year		34,500,000	51,100,000
Closing balance		2,800,471,336	2,765,971,336
16. General, revaluation and other reserve		9,504,044,201	9,588,631,371
This is the cumulative reserve maintained in notes General reserve 16.1, Asset revaluation reserve 16.2 & Other reserves in 16.3 accordingly.			
16.1 General reserve			
Opening balance		2,377,755,115	2,377,755,115
Add: Addition/Adjustment during the year		-	-
Closing balance		2,377,755,115	2,377,755,115
16.2 Asset revaluation reserve			
Opening balance		6,161,431,440	6,248,187,513
Add: Addition during the year	Note: 16.2.2	9,054,616	-
Less: Adjustment for depreciation for the year	Note: 16.2.1	(97,226,633)	(99,719,624)
Add/(Less): Adjustment for deferred tax	Note: 16.2.1	12,639,463	12,963,551
Closing balance		6,085,898,886	6,161,431,440
16.2.1 Revaluation reserve on Fixed Asset			
Opening balance		6,144,968,742	6,231,724,815
Less: Adjustment for depreciation for the year		(97,226,633)	(99,719,624)
Add/(Less): Adjustment for deferred tax		12,639,463	12,963,551
Closing balance		6,060,381,572	6,144,968,742



Particulars	Notes	2024 Taka	2023 Taka
16.3(a) Consolidated other reserve			
Bangladesh Development Bank PLC.	Note: 16.3	1,065,907,514	1,065,907,514
BDBL Securities Limited		60,505,415	58,415,465
BDBL Investment Services Limited		11,734,481	11,059,774
		1,138,147,410	1,135,382,753
16.4 Contingent liabilities			
Letters of credit		343,317,338	641,785,244
Bills for collection		257,039,569	307,673,380
Other contingent liabilities		68,869,484	123,279,803
		669,226,391	1,072,738,427
16.5 Retained earnings			
Opening Balance		610,856,302	580,950,761
Add: Appropriation during the year		20,729,384	49,905,541
Less: Dividend paid during the year		-	(20,000,000)
Add: Adjustment of lease liability for prior years		506,429	-
Less: Adjustment of ROU accumulated depreciation of prior years		(3,850,487)	-
Closing Balance		628,241,628	610,856,302
16(a) Consolidated current year retained earnings			
Bangladesh Development Bank PLC.		20,729,384	49,905,541
BDBL Securities Limited		6,352,047	20,899,503
BDBL Investment Services Limited		6,292,049	6,747,069
		33,373,480	77,552,113
16(a.i) Consolidated retained earnings			
Bangladesh Development Bank PLC.	Note: 16.5	628,241,628	610,856,302
BDBL Securities Limited		188,023,477	193,761,380
BDBL Investment Services Limited		138,268,880	137,651,538
		954,533,985	942,269,220




Particulars	Notes	2024 Taka	2023 Taka
17. Profit and loss account			
Profit before tax during the year		172,373,788	255,464,361
Less: Provision for income tax		(136,000,000)	(126,600,000)
Add: Provision for Deferred Tax		19,413,596	(26,837,820)
Less: Statutory Reserve		(34,500,000)	(51,100,000)
Less: General Reserve		-	-
Less: Start up Fund		(558,000)	(1,021,000)
Less: Retained Surplus		(20,729,384)	(49,905,541)
		<u>-</u>	<u>-</u>
18. Interest income			
Interest on term loan		340,169,555	208,945,700
Interest on term loan-medium		-	1,103,872
Interest on money at call and on short notice		114,112,402	105,762,514
Interest on term deposit		327,363,426	673,278,258
Interest on F.C. A/C.		38,610,168	34,460,768
Interest on advances		1,288,397,503	1,028,865,005
Interest on staff loan		98,102,788	94,938,357
Interest on LTR		51,535,496	37,660,165
Interest on LDBP		48,239,759	31,447,670
Interest on bond		-	40,244,898
		<u>2,306,531,097</u>	<u>2,256,707,207</u>
18(a) Consolidated interest income			
Bangladesh Development Bank PLC.	Note: 18	2,306,531,097	2,256,707,207
BDBL Securities Limited		13,879,008	11,852,829
BDBL Investment Services Limited		11,816,058	30,981,795
Less: Interest income from Subsidiaries (BSL & BISL)		(52,664,805)	(52,936,610)
		<u>2,279,561,358</u>	<u>2,246,605,221</u>
19. Interest paid on borrowing, deposits			
Interest on L/C borrowing from GOB		30,142	46,975
Interest on borrowing from B. Bank		27,250,000	15,500,000
Interest on deposit at call		64,535,944	10,846,444
Interest on Fixed Deposit		1,949,406,445	1,587,825,846
Interest on Savings deposit and schemes		140,692,824	143,099,088
Interest on Short Notice Deposit		39,588,263	54,852,278
Interest expense on Lease		9,292,663	3,850,979
		<u>2,230,796,281</u>	<u>1,816,021,610</u>
19 (a) Consolidated interest paid on borrowing, deposits			
Bangladesh Development Bank PLC.	Note: 19	2,230,796,281	1,816,021,610
Interest income from Subsidiaries (BSL & BISL)		52,664,805	52,936,610
Less: Interest paid to Bank by BSL & BISL		(52,664,805)	(52,936,610)
		<u>2,230,796,281</u>	<u>1,816,021,610</u>
20. Investment income			
Interest income on bill & bond		458,088,051	-
Interest on debenture		232,000	-
Capital gain on govt. securities		4,150,300	-
Profit on sale of shares/securities		242,714,532	63,053,931
Dividend on shares/securities		204,179,096	217,801,883
		<u>909,363,979</u>	<u>280,855,814</u>
20(a) Consolidated investment income			
Bangladesh Development Bank PLC.	Note: 20	909,363,979	280,855,814
BDBL Securities Limited		84,289,823	72,695,799
BDBL Investment Services Limited		51,068,346	30,613,345
		<u>1,044,722,148</u>	<u>384,164,958</u>
21. Commission, exchange and brokerage			
Other fees commission and charges		20,073	24,437
Commission on F.C./ L/C		10,571,584	11,006,896
Commission on bills for collection		1,570,019	1,242,004
Exchange commission		15,879,832	46,063,334
Commission on remittance		1,605	76,048
Commission on Taka guarantee		885,423	1,825,401
		<u>28,928,536</u>	<u>60,238,120</u>



Particulars	Notes	2024 Taka	2023 Taka
21(a) Consolidated commission, exchange and brokerage			
Bangladesh Development Bank PLC.	Note: 21	28,928,536	60,238,120
BDBL Securities Limited		13,175,198	13,148,368
BDBL Investment Services Limited		14,809,407	18,216,696
		56,913,141	91,603,184
22. Other operating income			
Rent on Bank's premises		262,639,877	212,007,792
Profit on sale of assets		-	137,427
Technical examination fees		3,661,195	9,748,073
Legal and documentation fees		15,000	53,443
Gain or loss on re-valuation of F.C A/C		137,162,197	86,127,647
Income from write-off loan account		67,686,970	341,364,391
Income from supervision charge		11,891,430	17,822,075
Debit card, IBFT, POS, Bkash, A-challan & other commission		2,856,075	5,223,508
Miscellaneous earnings		41,231,459	56,748,844
		527,144,203	729,233,200
22(a) Consolidated other operating income			
Bangladesh Development Bank PLC.	Note: 22	527,144,203	729,233,200
BDBL Securities Limited		350,001	394,889
BDBL Investment Services Limited		706,023	792,946
		528,200,227	730,421,035
22(b) Receipt from other operating activities			
Profit on sale of securities		458,088,051	63,053,931
Rent on Bank's premises		262,639,877	212,007,792
Others		59,655,159	89,733,370
		780,383,087	364,795,093
23. Salaries and allowances			
Salaries and allowances		499,032,420	511,006,133
Bank's contribution to employees P.F and gratuity fund	Note: 23.1	380,259	651,378
Staff salary (outsourcing)		71,278,681	67,761,491
Staff overtime allowances		9,980,074	10,890,020
Employees pension fund		182,182,529	173,920,363
Staff welfare facilities		12,500,000	20,890,550
Incentive Bonus		40,000,000	45,000,000
Festival Bonus		55,186,304	55,493,029
		870,540,267	885,612,964
Managing Director/Chief Executive's remuneration		3,336,657	3,887,500
Breakup of the remuneration includes in the total			
Basic		1,296,667	1,500,000
House rent		883,750	1,050,000
Medical allowance		252,500	300,000
House maintenance		252,500	300,000
Entertainment		126,250	150,000
Nobobarsha allowance		24,990	25,000
Bonus		500,000	562,500
		3,336,657	3,887,500
23.1 Bank's contribution to employees P.F and gratuity fund			
According to the valuation report submitted by AIR Consulting (Actuary), Dated 01 August 2018, the employee gratuity fund faced a shortfall of BDT 2,164 million as of 31 December 2017. To address this gap, the actuary recommended an annual lump sum provision of BDT 250 million and a monthly contribution equivalent to 41% of the basic pay.			
Following the board's directive, dated 27 December 2018, the bank allocated BDT 50 million to the fund in 2024, taking into account the bank's profitability. However, an internal reassessment by the bank's management concluded that, out of 611 employees, only 225 are expected to retire within the next 20 years. As a result, the management believes that the current balance of BDT 1,002 million in the fund is adequate to meet short- to medium-term claims. Nevertheless, the required funding will be periodically reassessed to reflect changes in the pay scale and pension policy.			
23(a) Consolidated salaries and allowances			
Bangladesh Development Bank PLC.	Note: 23	870,540,267	885,612,964
BDBL Securities Limited		13,241,746	13,367,964
BDBL Investment Services Limited		9,629,867	9,836,114
		893,411,880	908,817,042



Particulars	Notes	2024 Taka	2023 Taka
24. Rent, taxes, insurance, lighting			
Rent and property taxes		26,098,771	41,909,307
Electricity, light and gas		21,700,778	20,054,311
Insurance		7,287,073	12,391,440
		55,086,622	74,355,058
24(a) Consolidated rent, taxes, insurance, lighting			
Bangladesh Development Bank PLC.	Note: 24	55,086,622	74,355,058
BDBL Securities Limited		4,167,865	4,293,884
BDBL Investment Services Limited		2,483,229	2,447,485
		61,737,716	81,096,427
25. Legal and professional expenses			
Legal and documentation charges		2,303,003	669,528
Professional charges		959,000	806,250
		3,262,003	1,475,778
25(a) Consolidated legal and professional expenses			
Bangladesh Development Bank PLC.	Note: 25	3,262,003	1,475,778
BDBL Securities Limited		69,000	134,800
BDBL Investment Services Limited		517,500	69,000
		3,848,503	1,679,578
26. Postage, telecommunication, etc			
Postage and telegram		983,524	1,053,657
Telephone - local and trunk call		2,864,698	2,107,492
Internet & Connectivity charge		11,457,854	8,204,783
		15,306,076	11,365,932
26(a) Consolidated postage, telegram and telephone			
Bangladesh Development Bank PLC.	Note: 26	15,306,076	11,365,932
BDBL Securities Limited		48,955	47,931
BDBL Investment Services Limited		57,464	59,636
		15,412,495	11,473,499
27. Stationery, printing and advertisement			
Printing and stationery		10,929,237	10,664,718
Books & Periodicals		31,405	59,924
Advertisement		539,701	1,556,541
		11,500,343	12,281,183
27(a) Consolidated stationery, printing and advertisement			
Bangladesh Development Bank PLC.	Note: 27	11,500,343	12,281,183
BDBL Securities Limited		341,551	559,584
BDBL Investment Services Limited		122,971	139,261
		11,964,865	12,980,028
28. Directors' fees			
Each director is paid BDT 10,000 per board meeting for per attendance.		1,493,010	1,838,400
28.1 Auditor fees		1,541,500	1,104,050
28(a) Consolidated Director fees			
Bangladesh Development Bank PLC.	Note: 28	1,493,010	1,838,400
BDBL Securities Limited		788,680	631,332
BDBL Investment Services Limited		873,374	1,041,105
		3,155,064	3,510,837
(b) Consolidated auditor fees			
Bangladesh Development Bank PLC.	Note: 28.1.1	1,541,500	1,104,050
BDBL Securities Limited		138,000	339,250
BDBL Investment Services Limited		80,500	80,500
		1,760,000	1,523,800
29. Depreciation and repair of Bank's assets			
Depreciation of fixed assets (including lease)		92,943,775	79,219,984
Repair and maintenance of Bank's properties		57,983,802	33,970,357
		150,927,577	113,190,341
29(a) Consolidated Depreciation and repair of Bank's assets			
Bangladesh Development Bank PLC.	Note: 29	150,927,577	113,190,341
BDBL Securities Limited		1,030,517	992,831
BDBL Investment Services Limited		1,219,328	1,226,358
		153,177,422	115,409,530



Particulars	Notes	2024 Taka	2023 Taka
30. Other expenses			
Entertainment		7,658,173	6,208,899
Donation and subscription		1,310,000	1,997,402
Sundries		9,648,021	22,120,668
News paper & magazine bill		1,857,325	1,393,903
Lunch subsidy		27,243,800	29,867,481
Business development expenditure		1,184,338	1,623,913
Expenditure in minor assets		136,642	115,557
Staff training expenses		3,124,023	5,696,962
Liveries and uniform		1,209,921	685,966
Local conveyance		5,036,271	4,610,725
Staff medical facilities		1,608,475	1,560,774
Travelling & allowances		7,541,952	7,406,222
Motor car running expenses		6,481,950	7,417,733
Staff bus facilities		15,340,269	16,241,359
Honorarium		3,532,093	1,199,555
Corporate Social Responsibility (CSR)		1,870,000	2,480,000
Sports, culture and recreation		4,981,945	4,518,137
Executive car maintenance allowances		11,694,568	6,752,292
Incentive for Banking diploma & national Integrity		1,904,422	1,251,967
Recreation Leave		7,247,843	7,608,353
National day observation expense		263,205	316,179
Exchange loss		1,421,913	8,472,541
Waiver facilities for staff loan		6,783,973	-
Cleaning bill		3,331,695	2,137,599
NPSB transaction fees		101,667	92,712
NID Verification fees		445,125	1,139,098
Prior years adjustment expense		6,944,763	1,399,903
Loss on Revaluation of Govt. securities		5,286,603	-
Water bill		1,803,170	-
Others		5,309,546	6,121,264
		152,303,691	150,437,164
30(a) Consolidated other expenses			
Bangladesh Development Bank PLC.	Note: 30	152,303,691	150,437,164
BDBL Securities Limited		4,836,053	4,132,874
BDBL Investment Services Limited		5,406,980	5,771,365
		162,546,724	160,341,403
30(b) Payment for other operating activities			
Rent, taxes, insurance and lighting		55,086,622	74,355,058
Law charges		3,262,003	1,475,778
Postage, telegram and telephone		15,306,076	11,365,932
Audit fee		1,541,500	1,104,050
Stationary, printing and advertisement		11,500,343	12,281,183
Directors' fee		1,493,010	1,838,400
Repair & maintenance of Bank's properties		57,983,802	33,970,357
Motor car running expenses		6,481,950	7,417,733
Staff bus facilities		15,340,269	16,241,359
Lunch Subsidy		27,243,800	29,867,481
Others		103,237,672	96,910,591
		298,477,047	286,827,922
31. Provision for loans and advances and other investments			
31.1 Provision for loan and advances			
For unclassified loans		-	-
For classified loans		-	(57,700,000)
Sub total		-	(57,700,000)
31.2 Provision for diminution in value of investments			
For quoted investment		-	-
For unquoted investment		103,500,000	44,815,372
Sub total		103,500,000	44,815,372

As per Bangladesh bank circular provision of non listed equity/mutual fund is calculated on the basis of surrender price. Accordingly, a provision of TK.103.50 million is maintained during the year against bank's investment in 'Bangladesh Fund'.



Particulars	Notes	2024 Taka	2023 Taka
31.3 Other provisions			
Off-Balance sheet items		-	(5,973,816)
Others Assets		-	18,858,444
	Sub total	-	12,884,628
		103,500,000	-
Total current year provision			
31(a) Consolidated provision for loans and advances			
Bangladesh Development Bank PLC.	Note: 31.1	-	(57,700,000)
BDBL Securities Limited (Margin Loan)		10,000,000	1,541,808
BDBL Investment Services Limited (Margin Loan)		12,500,000	2,868,485
		22,500,000	(53,289,707)
Provision for diminution in value of investments			
Bangladesh Development Bank PLC.	Note: 31.2	103,500,000	44,815,372
BDBL Securities Limited		21,000,000	3,600,000
BDBL Investment Services Limited		12,500,000	24,332,804
		137,000,000	72,748,176
Other provisions			
Bangladesh Development Bank PLC.	Note: 31.3	-	12,884,628
BDBL Securities Limited		-	-
BDBL Investment Services Limited		-	-
		-	12,884,628
32. Closing cash and cash equivalent			
Cash in hand		126,517,481	127,941,151
Balance with Bangladesh Bank (including foreign currencies)		1,858,599,289	1,415,432,180
Balance held with other banks		6,652,377,053	10,793,457,242
		8,637,493,823	12,336,830,573
32(a) Consolidated closing cash and cash equivalent			
Bangladesh Development Bank PLC.	Note: 32	8,637,493,823	12,336,830,573
BDBL Securities Limited		62,405,455	67,326,698
BDBL Investment Services Limited		34,407,574	36,133,093
Less: Intergroup cash and cash equivalent (BSL)		-	(113,784)
Less: Intergroup cash and cash equivalent (BISL)		-	(227,189)
		8,734,306,852	12,439,949,391
33. Earnings per share (EPS)			
a) Profit attributable to ordinary share holders		55,787,384	102,026,541
b) Weighted average number of outstanding shares		60,000,000	60,000,000
Earnings per share (EPS) (a ÷ b)		0.93	1.70
Earnings per Share (EPS) has been calculated in accordance with "International Accounting Standard (IAS) - 33.			
33(a) Consolidated earnings per share			
a) Profit attributable to ordinary equity holders		68,431,480	129,673,113
b) Weighted average number of outstanding shares		60,000,000	60,000,000
Earnings per share (EPS) (a ÷ b)		1.14	2.16
34. Related parties and its transactions			

Name of the Directors of Bank and their interest in the bank as at 31 December 2024

Name	Present Address	Date of Appointment	Number of Shares
Ahmed Ismet	Flat- 4B, House no – 28, Road no - 117/121, Gulshan-1.	31-10-24	1 Share
Md. Ekhlaur Rahman	Falguni-1, Eskaton Garden, Officers Colony, Dhaka-1000.	13/01/2022 (Re-appointment)	1 Share
Md. Abu Hanif Khan	Flat # D-2, 4/1, Dilu Road, New Eskaton, Dhaka-1000.	27/01/2022 (Re-appointment)	1 Share
Subhash Chandra Sarker	Flat # C-1, Bosilia Asset, House No # 44, Road No # 4/A, Dhanmondi R/A, Dhaka.	27/01/2022 (Re-appointment)	1 Share
Quazi Shairul Hassan	House # 59, Flat # S 5, Road: 25/A, Banani, Dhaka-1213.	18/01/2023 (Re-appointment)	1 Share
K.M Tariqul Islam	Flat#A2, House#791, Road#11, Mirpur DOHS, Dhaka.	12-04-23	1 Share
Md. Abdul Mojid	128, Boromogh Bazar, Agrani Apartment, G-7, Dhaka 1217.	24-11-24	1 Share



Particulars	Notes	2024 Taka	2023 Taka
-------------	-------	--------------	--------------

Particulars of directors & CEO and their interest in other entities as at 31 December 2024

Name	Status in	Name of the firms/Companies in which	Status
Ahmed Ismet	Director & Chairman	Central Bank of UAE.	Consultant
Md. Ekhlashur Rahman	Director	Government of the People's Republic of Bangladesh.	Ex-Additional Secretary
Md. Abu Hanif Khan	Director	Rajshahi Krishi Unnyan Bank	Ex-DMD
Subhash Chandra Sarker	Director	Government of the People's Republic of Bangladesh.	Ex-Additional Secretary
Quazi Shairul Hassan	Director	SABINCO	Ex- Managing
K.M Tariqul Islam	Director	Government of the People's Republic of Bangladesh.	Ex-Additional Secretary
Md. Abdul Mojid	Director	IDEA Project (2ND Phase), Bangladesh Election Commission	Consultant
Md. Jashim Uddin	MD & CEO	BDBL Securities Ltd. (BSL)	Chairman
		BDBL Investment Services Ltd. (BISL)	Chairman
		Investment Corporation of Bangladesh (ICB)	Director

Related party relationship disclosure during the year 31 December 2024 (in compliance of IAS-24)

Name of related party	Relationship	Nature of Transaction	Amount in (TK)
BDBL Securities Ltd. (BSL)	Subsidiary	Investment in subsidiary Company	500,000,000
BDBL Investment Services Ltd.	Subsidiary	Investment in subsidiary Company	500,000,000
Investment Corporation of	Associate Company	Investment in associate Company	2,831,423,500

Related Party Transaction

All the directors of the Bank are appointed by the Government of Bangladesh. There was no related party transaction involved with the directors and they have no loan liability with the Bank during the year. The following transactions related with fully owned two subsidiaries for deputed employees salaries and claim for share sale.

	BSL	BISL
Receivable against salaries		
Opening balance	13,772,870	33,118,562
Add: Addition	612,215	-
Less: Deduction/Adjustment	-	(15,614,384)
Closing balance	13,772,870	17,504,178
Receivable against shares		
Opening balance	7,035,354	8,252,962
Add: Addition	-	6,100,165
Less: Deduction/Adjustment	(2,865,388)	-
Closing balance	4,169,966	14,353,127
Overdraft Loan		
Opening balance	424,332,680	186,286,594
Add: Addition	-	2,459,557
Less: Deduction/Adjustment	(83,688,422)	-
Closing balance	340,644,258	188,746,151


35. Events after the reporting period

35.1 Approval of financial statements


The Board of Directors of the Bank in its 337th meeting held on 28 May 2025 approved the financial statements and authorised the same for issue.

35.2 Others


There is no other significant event that has occurred between the reporting date and the date when the financial statements were authorised for issue by the Board of Directors.




Managing Director & CEO



Director



Director



Chairman




Bangladesh Development Bank PLC.
Schedule of Fixed Assets
As at 31 December 2024

Annexure-A

Particulars	Cost / Revaluation			Rate (%)	Depreciation			Written down value as at 31.12.2024
	Balance as at 01.01.2024	Addition during the year	Disposal/ adjustment during the year		Balance as at 31.12.2024	Charged during the year	Disposal/ adjustment during the year	
Owner Occupied Property								
At cost								
Land	13,854,848	-	-	-	-	-	-	13,854,848
Premises and Building	176,892,537	-	-	2.5	109,880,726	1,809,015	-	65,202,796
Investment property at cost	411,731,709	-	-	2.5	261,142,342	3,631,014	-	146,958,353
Building U/C	304,490	-	-	2.5	-	-	-	304,490
Vehicles	87,264,798	-	-	20	87,264,761	-	-	37
Equipments	70,800,362	2,058,505	-	20	53,074,478	3,719,415	-	16,064,974
Computer Hardware	395,609,062	5,693,190	-	20	269,289,280	62,251,308	-	69,761,664
Computer Software	-	8,452,218	-	25	-	704,351	-	7,747,867
Furniture and fixtures	58,406,020	581,383	-	10	38,930,256	1,971,647	-	18,085,500
Interior decoration	26,260,352	21,300	-	10	16,045,167	1,020,730	-	9,215,755
Sub-Total (A)	1,241,124,178	16,806,596	-		835,627,010	75,107,480	-	347,196,284
At revaluation								
Land	3,175,704,168	-	-	-	-	-	-	3,175,704,168
Premises and Building (owner occupied)	1,614,430,402	-	-	2.5	525,093,225	27,233,429	-	1,062,103,748
Revalued investment property	3,801,303,923	-	-	2.5	1,001,575,747	69,993,204	-	2,729,734,972
Vehicles	8,620,180	-	-	20	8,620,179	-	-	1
Sub-Total (B)	8,600,058,673	-	-		1,535,289,151	97,226,633	-	6,967,542,889

Lease Asset (IFRS-16)

Right of Use (ROU) asset	Balance as at 31.12.2024	Addition during the year	Disposal/ adjustment during the year	As per Lease Term	Balance as at 31.12.2024	Charged during the year	Disposal/ adjustment during the year	Balance as at 31.12.2024
ROU Depreciation adjustment as per IFRS-8 due to incremental effect	-	-	-	-	-	-	(3,850,487)	3,850,487
Sub-Total (D)	65,725,699	72,726,697	2,627,575	2,627,575	135,824,821	17,836,295	(1,222,912)	94,129,155
Balance as at 31.12.2024 (A+B+C+D)	9,906,908,550	89,533,293	2,627,575	2,627,575	9,993,814,268	190,170,408	(1,222,912)	7,408,868,328
Balance as at 31.12.2023	9,877,587,592	36,602,500	7,281,542	9,906,908,550	2,393,552,620	178,939,608	5,623,096	7,513,355,930



Bangladesh Development Bank PLC.
Highlights on the overall activities of the Bank
As at 31 December 2024

Annexure-B


SL. No.	Particulars	2024 Taka	2023 Taka
1	Authorized capital	10,000,000,000	10,000,000,000
2	Paid-up capital	6,000,000,000	6,000,000,000
3	Capital/Shareholder equity	19,093,019,039	19,116,666,267
4	Total capital (Tier-I+Tier-II)	10,032,122,795	11,023,316,924
5	Required capital (Under BASEL-III)	6,120,598,693	6,221,327,403
6	Capital surplus / (deficit)	3,911,524,102	4,801,989,521
7	Capital to Risk Weighted Asset Ratio (CRAR)	22.38%	22.56%
8	Total assets	59,896,880,566	63,504,349,169
9	Total deposits	27,530,569,262	30,535,634,311
10	Total loans and advances	25,549,455,937	26,571,068,159
11	Total contingent liabilities and commitments	669,226,391	1,072,738,427
12	Credit deposit ratio (%)	85.23%	83.62%
13	Total classified loans	10,552,189,061	9,934,139,556
14	Percentage of classified loans against total loans and advances	41.30%	37.39%
15	Provisions kept against classified loans and advances	2,961,436,970	3,636,137,267
16	Provision surplus / (deficit) against loans and advances	(184,566,517)	213,458,203
17	Operating profit	275,873,788	255,464,361
18	Profit after tax and provision	55,787,384	102,026,541
19	Cost of fund (%)	8.82%	7.90%
20	Interest earning assets	24,982,779,728	27,081,866,493
21	Non-interest earning assets	34,914,100,838	36,422,482,676
22	Net interest margin (NIM)	0.30%	1.63%
23	Return on investment (ROI)(%)	7.29%	2.47%
24	Return on equity (ROE)(%)	0.29%	0.53%
25	Return on assets (ROA)(%)	0.09%	0.16%
26	Income from investments	909,363,979	280,855,814
27	Earning per share (EPS)	0.93	1.70
28	Net income per share	0.93	1.70
29	Net assets value (NAV)	318.22	318.61
30	Price earning ratio	N/A	N/A



Bangladesh Development Bank PLC.
Balance with other banks - outside Bangladesh (nostro account)
As at 31 December 2024

Annexure-C

Name of the Bank	Name of the Country	Currency Name	2024			2023		
			Amount in FC	Conversion rate per unit FC	Amount in Taka	Amount in FC	Conversion rate per unit FC	Amount in Taka
Sonali Bank, Kollata	India	ACU	58,018	119.50	6,933,132	267,586	109.75	29,367,584
BHF Bank, Frankfurt	Germany	EUR	-	-	-	34,604	124.42	4,305,260
Modhumoti Bank Ltd.	Bangladesh	USD	56,256	119.50	6,722,627	56,256	109.75	6,174,128
Sonali Bank, UK	UK	USD	37,526	119.50	4,484,307	566	109.75	62,133
Sonali Bank, UK	UK	EUR	107,546	127.70	13,733,703	-	-	-
AB Bank(Depo)	Bangladesh	USD	-	-	-	4,000,000	109.75	439,000,000
Mashreq Bank, PSC	USA	USD	4,532,587	119.50	541,644,187	4,758,011	109.75	522,191,719
Axix Bank Ltd.	India	ACU	676,651	119.50	80,859,846	175,176	109.75	19,225,581
Total			5,468,584		654,377,802	9,292,199		1,020,326,405



Bangladesh Development Bank PLC.
Name of the Directors of bank and their interest in other different entities
As at 31 December 2024

Annexure-D

Name	Status in Bank	Name of Firms/Companies in which interested
Ahmed Ismet	Director & Chairman	Central Bank of UAE.
Md. Ekhlashur Rahman	Director	Government of the People's Republic of Bangladesh.
Md. Abu Hanif Khan	Director	Rajshahi Krishi Unnyan Bank
Subhash Chandra Sarker	Director	Government of the People's Republic of Bangladesh.
Quazi Shairul Hassan	Director	SABINCO
K.M Tariqul Islam	Director	Government of the People's Republic of Bangladesh.
Md. Abdul Mojid	Director	IDEA Project (2ND Phase), Bangladesh Election Commission



Bangladesh Development Bank PLC.
Statement of Investment
As at 31 December 2024

Annexure-E

Particulars	Cost Price Taka	Market Price Taka
A. Investment in share		
Quoted shares	7,390,102,535	15,994,738,003
Un-quoted share	148,517,094	148,517,094
Others	48,412,100	48,412,100
	<u>7,587,031,729</u>	<u>16,191,667,197</u>
B. Investment in debenture & others		
Debenture	2,430,000	2,430,000
Investment in IPO/placement	-	-
Investment in bangladesh fund	1,060,000,000	1,060,000,000
	<u>1,062,430,000</u>	<u>1,062,430,000</u>
C. Govt. securities		
Bangladesh Bank prize bond	924,400	924,400
Treasury bill (HTM)	490,419,426	490,419,426
Treasury bond (HTM)	3,330,265,111	3,330,265,111
	<u>3,821,608,937</u>	<u>3,821,608,937</u>
Grand Total (A+B+C)	<u><u>12,471,070,666</u></u>	<u><u>21,075,706,134</u></u>

* Market value amounting to Taka 21,075,706,134 of the Investment represents Taka 16,191,667,197 for quoted & unquoted shares and Taka 4,884,038,937 for Debenture, Treasury Biil, Bond and Bangladesh Fund.

