

PDF

Independent auditors' report
and audited financial statements
of
Khulna Hard Board Mills Limited
For the year ended 30 June 2022

**Independent Auditor's Report
to the Shareholders of
KHULNA HARD BOARD MILLS LTD
Report on the Audit of the Financial Statements**

Opinion

We have audited the financial statements of KHULNA HARD BOARD MILLS LTD. ("the Company"), which comprise the statement of financial position as at 30 June 2022, and the statement of profit or loss and other comprehensive income, statement of changes in equity and statement of cash flows for the year then ended, and notes to the financial statements including a summary of significant accounting policies and other explanatory information.

In our opinion, "except for the effect of the matters described in basis for qualified opinion, the accompanying financial statements give true and fair view, in all material respects, of the financial position of the Company as at 30 June 2022 and of its financial performance and its cash flows for the year then ended in accordance with International Financial Reporting Standards (IFRSs) as explained in notes.

Basis for Qualified Opinion

1. Operation of the Company is being stopped for last 20 years, thus property, plant and equipments are not in useable condition and have no useful life, there also have no alternative use of these assets except land.
2. Management is unable to quantifying all the inventories due to preservation style thus valuation of inventories are inappropriate.
3. We could not verify inter enterprises balances as on 30 June 2022; details referred to note no: 9 and 17.

We conducted our audit in accordance with International Standards on Auditing (ISAs). Our responsibilities under those standards are further described in the Auditors' Responsibilities for the Audit of the Financial Statements section of our report. We are independent of the Company in accordance with the International Ethics Standards Board for Accountants' Code of Ethics for Professional Accountants (IESBA Code), and we have fulfilled our other ethical responsibilities in accordance with the IESBA Code. We believe that the audit evidence we have obtained is sufficient and appropriate to provide a basis for our opinion.

Material Uncertainty on Going Concern.

We want to draw attention to the note number 2.09 in this financial statements which indicate that Companies' operation had been stopped since long and not have any intention to resume the operation soon or in foreseeable future. As such Companies' financial statement have not prepared on break up basis as per guideline of IAS-1. Our report also modified for such non compliance.

Other Matter:

We have audited this client for the first time. However, S.R Islam & Co., Chartered Accountants was the predecessor auditors' of this Company and they have issued qualified opinion on 29th September 2021.

Other Information:

Management is responsible for the other information. The other information comprises the information included in the Board of Directors Report, but does not the financial statements and our auditors' report thereon.

Our opinion on the financial statements does not cover the other information and we do not express any form of assurance conclusion thereon.

In connection with our audit of the financial statements, our responsibility is to read the other information and, in doing so, consider whether the other information is materially inconsistent with the financial statements or our knowledge obtained in the audit, or otherwise appears to be materially misstated. If based on the work we have performed, we conclude that there is a material misstatement of this other information, we are required to report that fact. No Directors' Report issued by the management at or before issuing this report and we have nothing to report in this regard.

Responsibilities of Management and Those Charged with Governance for the Financial Statements and Internal Controls

Management is responsible for the preparation and fair presentation of the financial statements in accordance with IFRSs as explained in notes 02 to 03, and for such internal control as management determines is necessary to enable the preparation of financial statements that are free from material misstatement, whether due to fraud or error. The Companies Act, 1994 require the Management to ensure effective internal audit, internal control and risk management functions of the Company.

In preparing the financial statements, management is responsible for assessing the Company's ability to continue as a going concern, disclosing, as applicable, matters related to going concern and using the going concern basis of accounting unless management either intends to liquidate the Company or to cease operations, or has no realistic alternative but to do so.

Those charged with governance are responsible for overseeing the Company's financial reporting process.

Auditor's Responsibilities for the Audit of the Financial Statements

Our objectives are to obtain reasonable assurance about whether the financial statements as a whole are free from material misstatement, whether due to fraud or error, and to issue an auditor's report that includes our opinion. Reasonable assurance is a high level of assurance, but is not a guarantee that an audit conducted in accordance with ISAs will always detect a material misstatement when it exists. Misstatements can arise from fraud or error and are considered material if, individually or in the aggregate, they could reasonably be expected to influence the economic decisions of users taken on the basis of these financial statements.

As part of an audit in accordance with ISAs, we exercise professional judgment and maintain professional skepticism throughout the audit. We also:

- Identify and assess the risks of material misstatement of the financial statements, whether due to fraud or error, design and perform audit procedures responsive to those risks, and obtain audit evidence that is sufficient and appropriate to provide a basis for our opinion. The risk of not detecting a material misstatement resulting from fraud is higher than for one resulting from error, as fraud may involve collusion, forgery, intentional omissions, misrepresentations, or the override of internal control.
- Obtain an understanding of internal control relevant to the audit in order to design audit procedures that are appropriate in the circumstances.
- Evaluate the appropriateness of accounting policies used and the reasonableness of accounting estimates and related disclosures made by management.

· Conclude on the appropriateness of management's use of the going concern basis of accounting and, based on the audit evidence obtained, whether a material uncertainty exists related to events or conditions that may cast significant doubt on the Company's ability to continue as a going concern. If we conclude that a material uncertainty exists, we are required to draw attention in our auditor's report to the related disclosures in the financial statements or, if such disclosures are inadequate, to modify our opinion. Our conclusions are based on the audit evidence obtained up to the date of our auditor's report. However, future events or conditions may cause the Company to cease to continue as a going concern.

· Evaluate the overall presentation, structure and content of the financial statements, including the disclosures, and whether the financial statements represent the underlying transactions and events in a manner that achieves fair presentation.

· Obtain sufficient appropriate audit evidence regarding the financial information of the entities or business activities within the Company to express an opinion on the financial statements. We are responsible for the direction, supervision and performance of the Company audit. We remain solely responsible for our audit opinion.

We communicate with those charged with governance regarding, among other matters, the planned scope and timing of the audit and significant audit findings, including any significant deficiencies in internal control that we identify during our audit.

We also provide those charged with governance with a statement that we have complied with relevant ethical requirements regarding independence, and to communicate with them all relationships and other matters that may reasonably be thought to bear on our independence, and where applicable, related safeguards.

From the matters communicated with those charged with governance, we determine those matters that were of most significance in the audit of the financial statements of the current year and are therefore the key audit matters. We describe these matters in our auditors' report unless law or regulation precludes public disclosure about the matter or when, in extremely rare circumstances, we determine that a matter should not be communicated in our report because the adverse consequences of doing so would reasonably be expected to outweigh the public interest benefits of such communication.

Report on other Legal and Regulatory Requirements

In accordance with the Companies Act 1994, we also report the following:

- a) we have obtained all the information and explanations which to the best of our knowledge and belief were necessary for the purposes of our audit and made due verification thereof;
- b) in our opinion, proper books of accounts as required by law have been kept by the Company so far as it appeared from our examination of these books;
- c) the statements of financial position and statement of profit or loss and other comprehensive income dealt with by the report are in agreement with the books of accounts and returns;

Place: Dhaka
Date: 04 April 2023

ame *Ahsan Manzur & Co.*
Ahsan Manzur & Co.
Chartered Accountants
Md. Raghil Ahsan FCA
DVC:2304040689AS223836


Khulna Hard Board Mills Ltd.
Town Khalishpur, Khulna
STATEMENT OF FINANCIAL POSITION

As on 30 June 2022

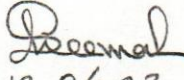
*Restated

Particulars	Notes	Amount in Taka	
		30-06-2022	30-06-2021
ASSETS:			
Non-Current Assets	4.00		
Property, Plant and Equipment		78,378,393	78,365,893
Less: Accumulated depreciation		63,849,235	63,849,235
Total Non-current Assets		14,529,158	14,516,658
Current Assets			
Inventory	5,6,7	33,572,065	44,243,667
Current Account with Enterprise	8.00	568,407	512,073
Other Debtors	9.00	90,638	90,638
Advances, Deposits and Pre-payments	10.00	1,707,265	1,808,814
Advance against Income Tax	11.00	1,126,577	1,126,577
Deferred Expenses	19.00	-	1,774,512
Cash and Cash Equivalents	12.00	32,221,369	12,203,979
Total Current Assets		69,286,321	61,760,260
Total Assets		83,815,479	76,276,918
Current Liabilities			
Creditors for Goods Supplied	13.00	3,125,145	3,125,145
Provision for Expenses	14.00	3,497,623	3,103,744
Creditors for other Finance	15.00	21,391,358	10,678,323
Current Account with Enterprise	16.00	5,202,280	5,212,608
BCIC Current Account		328,182,156	315,020,063
BCIC Short term loan		54,421,805	43,686,805
Payable against Gratuity	17.00	429,840	429,840
Provision for Income Tax	18.00	62,175	33,172
		416,312,381	381,289,700
Long Term Loan	20.00	148,880,118	145,069,823
Total Non-Current Liabilities		148,880,118	145,069,823
Total Liabilities		565,192,499	526,359,523
Net Liabilities		(481,377,020)	(450,082,605)
Equity & Liabilities			
Authorised Capital		25,000,000	25,000,000
Paid up Capital		3,757,000	3,757,000
Govt Equity/Capital Contribution		2,500,000	2,500,000
Total Capital		6,257,000	6,257,000
General Reserve & Surplus		4,350,925	4,350,925
Accumulated Loss		(491,984,944)	(460,690,531)
Total Reserve		(487,634,020)	(456,339,606)
Total Equity		(481,377,020)	(450,082,605)

Annexed note form and integral part of these financial statements

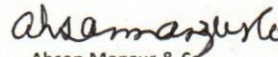

22/08/22
Company Secretary


11/04/23
Managing Director


12.04.23
Director

Signed in terms of our separate report of even date.

Place: Dhaka
Date: 04 April 2023


Ahsan Manzur & Co.
Chartered Accountants
Md. Raghob Ahsan FCA
DVC:2304040689AS223836

Khulna Hard Board Mills Ltd.

Town Khalishpur, Khulna

STATEMENT OF PROFIT OR LOSS AND OTHER COMPREHENSIVE INCOME


For the year ended 30 June 2022

Particulars		*Restated	
		30-06-2022 TAKA	30-06-2021 TAKA
Sales Revenue:			
Gross Local sales		4,367,550	460,600
NET SALES REVENUE	21.00	4,367,550	460,600
Less: Cost of Goods Sold	22.00	4,367,550	460,600
Gross Profit/ (Loss)		-	-
Less : Other Operating Expenses:-			
Salary & Allowances - Admin	23.00	17,807,626	90,566,312
General & Administrative Expenses	24.00	3,671,224	1,701,079
Audit Fees		50,000	63,000
Selling & Distribution Expenses		29,180	8,824
Total Operating Expenses		21,558,030	92,339,215
OPERATING PROFIT/ (LOSS)		(21,558,030)	(92,339,215)
Add: Other Income	25.00	466,314	388,732
Profit / (Loss) before Financial & Tax Expenses		(21,091,716)	(91,950,483)
Financial Expenses.	26.00	10,202,697	4,189,043
Net Profit/ (Loss) Before Tax		(31,294,413)	(96,139,526)
Provision for Income tax			
Net Profit/ (Loss) After Tax		(31,294,413)	(96,139,526)
Accumulated Loss as per last year		(460,690,531)	(364,551,005)
Balance Transferred to Retained Earnings		(491,984,944)	(460,690,531)

Annexed note form and integral part of these financial statements

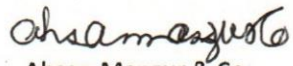

22.08.22
Company Secretary


11.04.23
Managing Director


12.04.23
Director

Signed in terms of our separate report of even date.

Place: Dhaka
Date: 04 April 2023


Ahsan Manzur & Co.
Chartered Accountants
Md. Raghil Ahsan FCA
DVC:2304040689AS223836

Khulna Hard Board Mills Ltd.
Town Khalishpur, Khulna
STATEMENT OF CHANGES IN EQUITY
For the year ended 30 June 2022

Particulars	Capital	Revaluation Reserve	Amount in BDT	
			Accumulated Loss	Total
Balance as on 01 July 2021	6,257,000	-	(460,690,531)	(454,433,531)
Net (loss) for the year			(31,294,413)	(31,294,413)
Balance as on 30 June 2022	6,257,000	-	(491,984,944)	(485,727,944)
Balance as on 01 July 2020	6,257,000	-	(364,551,005)	(358,294,005)
Net (loss) for the year *			(96,139,526)	(96,139,526)
Balance as on 30 June 2021	6,257,000	-	(460,690,531)	(454,433,531)

* Refer to note number 23,24 & 26 for details of restatement.

Saman
22.08.22
Company Secretary

Saman
11.04.23
Managing Director

Saman
12.04.23
Director



Khulna Hard Board Mills Ltd.
Town Khalishpur, Khulna
STATEMENT OF CASH FLOWS
FOR THE YEAR ENDED JUNE 30, 2022

	Amount In Taka	
	2020-2022	2019-2021
Cash flows from Operating activities		
Net profit before tax	(31,294,413)	(95,369,629)
Income Tax	-	
Depreciation	-	
Cash Operating Profit/ (Loss) Before Working Capital Changes	(31,294,413)	(95,369,629)
<u>Increase / (Decrease) in Current Assets / Liabilities:</u>		
Inventories	4,367,550	460,600
Current account with enterprise (Receivable)	56,335	
Other debtors	-	
Advance, Deposits and Prepayments	(101,549)	(34,974)
Advance Income tax	-	
Creditors for goods supplied	-	
Provision for expenses	393,879	(3,428,173)
Creditors for other finance	10,713,035	3,413,451
Current account with enterprise (Payable)	(10,328)	(23,941)
BCIC Current account	13,162,093	94,441,622
BCIC Short Term Loan	10,735,000	
Payable Against Gratuity		
Provision for Income Tax	29,003	5,096
	<u>39,345,018</u>	<u>94,833,681</u>
Net Cash Flow From Operating Activities	8,050,605	(535,948)
Cash flow from Investing activities		
Purchased/acquisition of fixed assets	-	-
Sale proceeds of fixed of assets	-	-
Deferred exp.	-	-
Net Cash Flow From investing Activities	-	-
Cash Flows from Financing Activities		
Paid up capital	-	-
Loans to project(Sister Concerns)	3,810,295	3,810,295
Long term loan	<u>3,810,295</u>	<u>3,810,295</u>
Net cash flow from Financing Activities	3,810,295	3,810,295
Net Increase in Cash and Bank Balance During the Year	20,017,389	3,639,695
Cash and Bank Balance at the Beginning of the year	12,203,979	8,564,285
Cash and Bank Balance at the End of the year	<u>32,221,369</u>	<u>12,203,979</u>

Saman
20/08/22

Company Secretary

A. Hamam
11-04-23

Managing Director

Samad
12.04.23

Director



KHULNA HARDBOARD MILLS LTD
NOTES TO THE FINANCIAL STATEMENT
For the year ended 30 June 2022

1.00 BRIEF HISTORY

Khulna Hard Board Mills Ltd was established in the year 1964 and commercial production was started in 1966 and incorporated under companies Act,1913.The Mills is situated at Town khalishpur,khulna.Production of the Mills was closed on the 15th December 2002 and restarted on the september,2005 as per Govt.decision. The Financial statements of khulna Hardboard Mills have been prepared on going concern basis and historical cost convention requirements as to disclose of financial information warranted by the company Act 1994.

PROJECT PROFILE:

- | | |
|---|---|
| 1. Name of Organization | : Khulna Hardboard Mills Limited. |
| 2. Address | : Town Khalishpur,Khulna. |
| 3. Placement/Situation | : West side river of Bhairob and 5 K.M. North from Khulna Town. |
| 4. Land Area | : 9.66 Acres(Factory 50% and Residential Area 50%) |
| 5. Founder | : Canadian Commercial Corporation. |
| 6. Date of Construction | : 1965 |
| 7. Date of Commercial Production | : 1966 |
| 8. Project Cost | : 187.00 Lac Taka. |
| 9. Installation Production Capacity | : 300.00 Lac Sft. |
| 10. Attainable Production Capacity | : 215.00 Lac Sft. |
| 11. Present Production Capacity | : 135.00 Lac Sft. |
| 12. Size of Standard Board | : 8'x4'x1/8" |
| 13. Main Raw Materials | : Sundry Wood/Agamora Sundry Wood. |
| 14. Factory Pay off | : December'2002. |
| 15. Factory Reproduction | : September'2005. |
| 16. At present Mills lying without production | |

2.00 Basis of Preparation

2.01 Statement of compliance

These financial statements have been prepared in accordance with International Accounting Standards (IAS), International Financial reporting Standards (IFRS) and Interpretations of IASs & IFRSs.

2.02 Presentation of Financial statements

The financial statements have been presented in the format prescribed by BCIC which is consistent with that prescribed by the Companies Act, 1994

2.03 Regulatory compliance

The company is required to comply with amongst others, the following rules and regulations:

- (i) The Companies Act 1994.
- (ii) The Income Tax Ordinance 1984.
- (iii) The Income Tax Rules 1984.
- (iv) The Value Added Tax (VAT) Act 2012.
- (v) The Value Added Tax (VAT) Rules 2016, etc.



2.04 Basis of measurement

These financial statements have been prepared on a going concern basis under historical cost convention.

2.05 Functional and presentation currency

These financial statements are presented in Bangladesh Taka (Taka/Tk) which is the company's functional and presentation currency. The figures of financial statements have been rounded off to the nearest Taka

2.06 Reporting Period

The financial period of the Company covers one year from July 1 to June 30 which is consistently followed.

2.07 Use of estimates and judgments

The presentation of financial statements requires management to make judgments, estimates and assumption that affect the application of accounting policies and the reported amounts of assets, liabilities, income and expenses. Actual results may differ from these estimates. Estimates and assumptions are reviewed on an ongoing basis.

2.08 Comparative information

Comparative information has been disclosed in respect of the year 2021-2022 for all numeric information in the financial statements and also the narrative and descriptive information where it is relevant for understanding of the current year's financial statements.

2.09 Going Concern

The company's operation is entirely closed since more than 20 years thus no adequate resources and intention to continue its operation in foreseeable future. However, BCIC is supporting Company to maintain and ensure security of assets till liquidation which is subject to Government decision. Thus Company does not meet going concern to prepare financial statements.

3.00 Significant Accounting Policies

3.01 Foreign currency

Transactions in foreign currency are translated to the Bangladesh Taka at exchange rates at the date of transactions. Monetary assets and liabilities denominated in foreign currencies at reporting date are re-translated into Bangladesh Taka at the exchange rates ruling at the reporting date. Non-monetary assets and liabilities denominated in foreign currencies, stated at historical cost, are translated into Bangladesh Taka at the exchange rate ruling at the date of transaction. Foreign exchange differences arising on translation are recognized in the Statement of Profit & Loss and Other Comprehensive Income.

3.02 Property, Plant and Equipment

3.02.01 Recognition and measurement

Property, Plant and Equipment are stated at cost less accumulated depreciation and accumulated impairment losses.

Cost includes expenditures that are directly attributed to the acquisition of the asset. The cost of self constructed/installed assets includes the cost of materials and direct labor, any other cost directly attributable to bringing the asset to a working condition for its intended use, and the cost of dismantling and removing the items and restoring the site on which they are located and capitalized as part of that equipment.



When parts of an item of property, plant and equipment have different useful lives, they are accounted for as separate items (major components) of property, plant and equipment.

The gain or loss on disposal of an item of property, plant and equipment is determined by comparing the proceeds from disposal with the carrying amount of the property, plant and equipment, and is recognized by netting off within other income/other expenses in profit or loss.

3.02.02 Subsequent Cost

The cost of replacing part of an item of property, plant and equipment is recognized in the carrying amount of the item if it is probable that the future economic benefits embodied within the part will flow to the company and its cost can be measured reliably. The cost of the day to day servicing of property, plant and equipment are recognized in profit and loss as incurred.

3.02.02 Depreciation

Depreciation on Property, Plant and Equipment excepting land and land development is calculated on the straight line method applying the rate so as to write off the cost of the assets over their estimated useful lives. In respect of additions fully year's depreciation is charged on Property, Plant and Equipment acquired during any part of the year while on depreciation is charged on assets disposed during the year. The principal annual rates are as follows:

Category	Rate %
Building Structure and constr (5.01)	(2.5-10)%
Machinery & Equipment (5.02)	(7.5-12)%
Flotilla Barges	20%
Electric over Head Line	10%
Transport & Vehicles	20%
Pucca Jetty with overhead line	5%
Hand Tools	20%
Office Equipments	12%
Furniture & Fixture	10%
Tube Well	10%
Fire Fighting Equipment	12%
Wood Soaking Ponds	8%
Wooden Jetty	20%
Intercom Phone	12%

3.03 Financial Instruments

A financial instrument is any contract that gives rise to a financial asset of one entity and a financial liability or equity instrument of another entity.

3.03.01 Financial Assets

The Company initially recognizes receivables and deposits on the date that they are originated. All other financial assets are recognized initially on the date at which the company becomes a party to the contractual provisions of the transaction.

Financial assets include cash and cash equivalents and trade debtors.



- (a) Cash and cash equivalents
Cash and cash equivalents comprise cash in hand, cash at bank which are available for use by the company without any restriction.
- (b) Trade Debtors
Trade And other Debtors represent the amount due from customers or parties for delivering goods or any other purposes. Trade and other debtors are initially recognized at cost which is the fair value of the consideration given in return. After initially recognition these are carried at cost less impairment losses due to uncollectibility of any amount so recognised.

3.03.02 Financial Liabilities

A financial liabilities is recognised when it contractual obligations arising from past event are certain and the settlement of which is expected to result in an outflow from the company of resources embodying economic benefits. The company initially recognises financial liabilities on the transaction date at which the company becomes a party of the contractual provisions of the liability. The company derecognises a financial liabilities when its contractual obligations are discharged or cancelled or expired. Financial liabilities include trade creditors, payables against expenses and accruals, sundry creditors and other non-current liabilities.

3.04 Inventories

Items	Basis of Valuation
Raw materials, chemicals and packing materials	At moving average
Stores, spares and accessories	At moving average
Finished Goods	At cost or net realizable value whichever is lower

3.05 Impairment

3.05.01 Property, Plant and Equipment

The carrying amount of the company's assets are reviewed at each reporting date to determine whether there is any indication of impairment. If any such indication exists then the asset's recoverable amount is estimated. An impairment loss if the carrying amount of an asset or its cash-generating unit exceeds its recoverable amount.

3.05.02 Receivables

Company policy is to provide for impairment loss on debtors, if any receivables is not realised within three years from due date.

3.06 Employee Benefits

3.06.01 Gratuity

gratuity fund is made at two months basic salary for every completed year of services rendered by eligible employees as per corporation rules.



3.06.02 Provident Fund

The company operates a Recognized Provident Fund for its permanent employees for which each employee subscribes 10% of his basic salary and the company also contributes an equal amount to the fund.

3.07 Provisions

A provision is recognized in the financial statements when the Company has a legal or constructive obligation as a result of past event, it is probable that an outflow of economic benefits will be required to settle the obligation and a reliable estimate can be made of the amount of the obligation.

3.08 Revenue Recognition

Sales are recognized when goods are delivered to the buyers.

3.09 Tax

3.09.01 Current tax expenses

Income tax expenses are recognized in the Statement of Profit or Loss and Other Comprehensive Income as per the provisions of Income Tax Ordinance 1984. Provision for minimum income tax has been made @0.6% on Gross Receipt of the year as the company has been made net loss during the year.

3.09.02 Deferred tax expenses

Deferred tax has not been recognized in the financial statements as required under IAS-12.

3.10 Financial Income and Costs

Financial income comprises interest income on funds invested. Interest income is recognized on cash basis. Financial costs comprise interest expenses on Bank loans and Bank charges. All financial costs are recognized in the Statements of Profit of Loss and Other Comprehensive Income.

3.2 General

Previous years' figures have been restated/rearranged wherever required to conform to current years' presentation.



Khulna Hard Board Mills Ltd.
Town Khalishpur, Khulna

SCHEDULE OF FIXED ASSETS AS ON 30-06-2022

SL. NO	PARTICULARS	C O S T			Rate %	DEPRECIATION			Written down value as on 30/06/22	
		Opening Balance as on 01-07-2021	Addition during the year	Balance as on 30/06/2022		Opening Balance as on 01-07-2021	Adjust	Charged during the year		Accumulated Depreciation as on 30/06/22
1	2	3	4	5=(3+4)	7	8=(3-6)	9	10=(6*7)%	11=(8+10)	12=(5-11)
1	Land	174,165		174,165	0%	-		-	-	174,165
2	Building Structure and Constr(5.0)	10,552,801		10,552,801		6,363,016			6,363,016	4,189,785
3	Machinery & Equipments (5.02)	62,800,710		62,800,710		52,976,075			52,976,075	9,824,635
4	Flotilla Barges	472,067		472,067	20%	471,531			471,531	536
5	Electricover Head Line	716,572		716,572	10%	641,565			641,565	75,007
6	Transport & Vehicles	1,003,000	-	1,003,000	20%	995,859			995,859	7,141
7	Pucca Jetty with overhead line	102,801		102,801	5%	89,460			89,460	13,341
8	Hand Tools	222,016		222,016	20%	221,686			221,686	330
9	Office Equipments	1,008,470	12,500	1,020,970	12%	846,628			846,628	174,342
10	Furniture & Fixture	672,062		672,062	10%	631,349			631,349	40,713
11	Tube Well	121,760		121,760	10%	111,394			111,394	10,366
12	Fire Fighting Equipments	196,242		196,242	12%	193,412			193,412	2,830
13	Wood Soaking Ponds	10,062		10,062	8%	9,239			9,239	823
14	Wooden Jetty	36,960		36,960	20%	36,779			36,779	181
15	Crockerries & Cutleries	10,086		10,086	0%	10,086			10,086	-
16	Intercom Phone	266,120		266,120	12%	251,157			251,157	14,963
		78,365,893	12,500	78,378,393		63,849,235			63,849,235	14,529,158



5.01 BUILDING STRUCTURE AND CONSTRUCTION : TK. 41,89,785.31

SL NO	PARTICULARS	C O S T			Rate %	D E P R E C I A T I O N			Written down value as on 30/06/22	
		Opening Balance as on 01-07-2021	Addition during the year	Balance as on 30/06/2022		Opening Balance as on 01-07-2021	Adjust	Charged during the year		Accumulated Depreciation as on 30/06/22
1	2	3	4	5=(3+4)	7	8=(5*6)	9	10=(6*7)%	11=(8+10)	12=(5-11)
1	Factory Building Including Boiler	1,611,422		1,611,422	5%	1,392,383			1,392,383	219,039
2	Switch Gear Board	6,742		6,742	5%	5,867			5,867	875
3	Building for Canteen	5,231		5,231	3%	3,554			3,554	1,677
4	Time Office Building	9,156		9,156	3%	6,354			6,354	2,802
5	Godown & Store including oil sheed	971,047		971,047	3%	700,279			700,279	270,768
6	Managing Director office Including Conference room	318,041		318,041	3%	176,821			176,821	141,220
7	Toilet & Cabin	3,810		3,810	5%	3,408			3,408	402
8	Fencing Gate & Boundary wall	115,033		115,033	10%	112,214			112,214	2,819
9	Road & Drain	573,336		573,336	8%	511,678			511,678	61,658
10	Residential quarters	4,381,098		4,381,098	3%	2,021,379			2,021,379	2,359,719
11	Sundry Structure & cons.	254,550		254,550	5%	179,289			179,289	75,261
12	Building for Canteen	33,567		33,567	5%	26,830			26,830	6,737
13	Recreation Room	140,772		140,772	5%	101,137			101,137	39,635
14	Weigh Bridge	18,822		18,822	5%	16,237			16,237	2,585
15	Mosque	266,819		266,819	3%	140,956			140,956	125,863
16	Engineering Office	10,652		10,652	3%	7,424			7,424	3,228
17	Extension of Main Office	86,635		86,635	5%	71,610			71,610	15,025
18	Security Office.	22,635		22,635	3%	14,637			14,637	7,998
19	Building for Electricals sub station	47,109		47,109	3%	30,088			30,088	17,021
20	Building for guest house	515,932		515,932	3%	257,166			257,166	258,766
21	Motor Garage	35,016		35,016	3%	19,041			19,041	15,975
22	Building for oil Godown	183,220		183,220	3%	120,493			120,493	62,727
23	Building for trims sheed	17,863		17,863	5%	13,614			13,614	4,249
24	Work shop	558,988		558,988	3%	250,146			250,146	308,842
25	Dockyard construction	87,846		87,846	3%	41,197			41,197	46,649
26	Barge & painting office	37,310		37,310	5%	26,415			26,415	10,895
27	Wood Yard	219,835		219,835	3%	99,767			99,767	120,068
28	Birthroom for dead Body	20,315		20,315	5%	13,033			13,033	7,282
	GRAND TOTAL	10,552,801	-	10,552,801		6,363,016	-	-	6,363,016	4,189,785



5.02 MACHINERY & EQUIPMENT: TK. 98,24,634.76

NO	PARTICULARS	C O S T			Rate %	D E P R E C I A T I O N			Written down value as on 30/06/22	
		Opening Balance as on 01-07-2021	Addition during the year	Balance as on 30/06/2022		Opening Balance as on 01-07-2021	ment	Charged during the year		Accumulated Depreciation as on 30/06/22
1	2	3	4	5=(3+4)	7	8=(5-6)	9	10=(6*7)%	11=(8+10)	12=(5-11)
1	Chipper including conveyer	1,224,669		1,224,669	8%	1,145,921			1,145,921	78,748
2	Pupling	13,271,975		13,271,975	10%	12,383,069			12,383,069	888,906
3	Forming	3,706,708		3,706,708	8%	3,378,421			3,378,421	328,287
4	Hardboard Buggy	804,677		804,677	8%	774,417			774,417	30,260
5	Hot press	27,406,031		27,406,031	8%	21,195,272			21,195,272	6,210,759
6	Finishing Saw Machine	202,659		202,659	8%	193,032			193,032	9,627
7	Steam Plant Boiler Plant	10,657,143		10,657,143	10%	8,969,504			8,969,504	1,687,639
8	Electrical Installation	1,380,537		1,380,537	8%	1,301,270			1,301,270	79,267
9	Pipe Fitting	628,173		628,173	10%	603,177			603,177	24,996
10	Steam Service & Sewerage	46,163		46,163	8%	44,426			44,426	1,737
11	Equipment & Handtools	2,066,662		2,066,662	8%	1,653,938			1,653,938	412,724
12	Tanks	14,790		14,790	8%	10,313			10,313	4,477
13	Cranes	156,277		156,277	8%	144,057			144,057	12,220
14	Stand by Caul Plate	106,342		106,342	12%	105,508			105,508	834
15	Stand by Motor	203,345		203,345	8%	183,960			183,960	19,385
16	Heat Treatment & Humidif.	924,558		924,558	8%	889,790			889,790	34,768
		62,800,710		62,800,710		52,976,076			52,976,076	9,824,634



5.00 Raw Materials and Chemicals

Particulars	Notes	QTY (KG)	30-06-2022	30-06-2021
Raw Materials	6.01	883,988	4,591,066	4,591,066
Chemicals	6.02	10,770	964,389	981,696
Total		894,758	5,555,455	5,572,762

5.01 Raw Materials

SL No	PARTICULARS	OPENING BALANCE		Sale		Closing Balance 2022		Closing Balance 2021	
		QTY (KG)	Taka	QTY (KG)	Taka	QTY (KG)	Taka	QTY (KG)	Taka
1	Sundari Fire wood	-	-	-	-	-	-	-	-
2	Mehogini Fire wood	581,805	2,657,504	-	-	581,805	2,657,504	581,805	2,657,504
3	Mixed wood	246,573	1,781,219	-	-	246,573	1,781,219	246,573	1,781,219
4	Shirish wood	55,610	150,130	-	-	55,610	150,130	55,610	150,130
5	Bugguse	-	2,213	-	-	-	2,213	-	2,213
6	Rice Dust	-	-	-	-	-	-	-	-
7	Saw Dust	-	-	-	-	-	-	-	-
8	Shirish wood	-	-	-	-	-	-	-	-
Total		883,988	4,591,066	-	-	883,988	4,591,066	883,988	4,591,066

5.02 Chemicals

SL NO	PARTICULARS	OPENING BALANCE		RECEIPT		CONSUMPTION		CLOSING BALANCE	
		QTY (KG)	Taka	QTY (KG)	Taka	QTY (KG)	Taka	2022	2021
1	Sulphuric Acid	2,775	371,565	-	-	-	-	371,565	371,565
2	Stearic Acid, DP	-	-	-	-	-	-	-	-
3	Stearic Acid	82	4,902	-	-	-	-	4,902	4,902
4	Parafin Wax	123	116,592	-	-	-	-	116,592	116,592
5	Coustic Soda	6,150	279,327	-	-	-	-	279,327	279,327
7	Hydro Sulphit	350	10,000	-	-	-	-	10,000	10,000
8	Urea Fertilizer	-	17,307	-	-	-	-	-	17,307
9	Hydrogen	200	99,643	-	-	-	-	99,643	99,643
10	Tri Sodium	75	10,250	-	-	-	-	10,250	10,250
11	Formal-de-Hyde	1,015	72,110	-	-	-	-	72,110	72,110
12	Liquid Amonia	-	-	-	-	-	-	-	-
Total		10,770	981,696	-	-	-	-	964,389	981,696



	30-06-2022 Taka	30-06-2021 Taka
6.00 Spares, Accessories and Stores		
A/C		
1311 Construction materials	82,839	82,839
1312 Iron steel	1,997,474	1,997,474
1313 Pipe, tube and fittings	1,764,365	1,764,365
1314 Fuel and lubricant	12,896	12,896
1314A Refectory material	54,896	54,896
1314B Fuel (In production floor)	145,080	145,080
1317 Paint & varnish	65,623	65,623
1318 General hardware goods	516,693	516,693
1319 Loose tools	137,083	137,083
1320 Domestic equipments	20,980	20,980
1321 Furniture & Fixture	231	231
1322 Cords, rope and chain	41,536	41,536
1323 Packing materials	187,354	187,354
1324 Chemicals laboratory appliance	118,138	118,138
1326 Stationary (store)	80,528	80,528
1327 Mechanical equipments	15,072,113	15,072,113
1327A GI wire net	96,152	96,152
1328 Electrical equipments	2,145,350	2,145,350
1329 Office equipments	17,743	17,743
1330 Miscellaneous	24,533	24,533
	22,581,605	22,581,605
7.00 Finished Goods :		
1331 Net realisable value 5,28,632.705 SFT@ Tk.10.28125 Per SFT	5,435,005	16,089,300

8.00 Current Account with Enterprise

Running Mills:			
1	AshuganJ Fertilizer & Chemical Co. Ltd. B. Baria.	60,608	53,768
2	TSP Complex Ltd	355,198	355,198
3	Usmania Glass Sheet Factory Ltd.	3,256	3,256
4	Chhatak Cement Com. Ltd.	119,007	86,817
5	Chittagong Chemical Complex	13,034	13,034
6	Shahajalal Fertilizer Factory Ltd(SFCL)	17,305	-
		568,407	512,073

9.00 Other Debtors (A/C:1412)	90,638	90,638
--------------------------------------	---------------	---------------

The amount has been carried forwarded since 1974-75 with M/S continental corporation Dhaka against hire charge of Barge. A money suit has been lodged in the court against said amount.



	30-06-2022	30-06-2021
	Taka	Taka
10.3 Prepayments		
A/C		
1624 Advance against DFPO Against Royalty	1,458,905	1,458,905
2514 Non urea Fertilizer	-	13,268
	<u>1,458,905</u>	<u>1,472,173</u>
11.00 Advances against Income Tax		
A/C		
1613 Upto 2002-2003	390,545	390,545
FY 2005-2006	7,228	7,228
FY 2006-2007	302,136	302,136
FY 2007-2008	172,902	172,902
FY 2008-2009	54,397	54,397
FY 2009-2010	199,369	199,369
	<u>1,126,577</u>	<u>1,126,577</u>
12.00 Cash & Bank Balance		
A/C		
1912 Cash	-	
1912A Agrani Bank Limited, Khalishpur, Khulna	1,918,758	1,584,527
1912B Sonali Bank Limited, Khalishpur, Khulna	18,012,826	6,377,254
1912C Sonali Bank Limited, Khalishpur, Khulna	12,273,959	4,226,373
1912D Janata Bank Limited, Khalishpur, Khulna	6,659	6,659
1912E Sonali Bank Limited, Shilpa Bhaban Br. Dhaka	9,167	9,167
	<u>32,221,369</u>	<u>12,203,979</u>

13.00 Creditors for Goods Supplied

A/C

2711

SL.NO.	NAME & ADDRESS	District	30-06-2022 Taka	30-06-2021 Taka
1	M/S LINDE Bangladesh Ltd.	Khulna	2,680	2,680
2	M/S Lovely International	Khulna	6,344	6,344
3	M/S National Iron Industries	Khulna	282,644	282,644
4	M/S.PDB	Khulna	150,959	150,959
5	M/S Taj Traders	Khulna	1,074	1,074
6	M/S.Anwar Traders	Khulna	43,070	43,070
7	M/S.Bismillah Rubber Indus.	Khulna	94,000	94,000
8	M/S Karima Enterprise	Khulna	29,979	29,979
9	M/S Babul & Co.	Khulna	77,444	77,444
10	M/S B.S. Engg. Works	Khulna	318	318
11	M/S Modern Rabber & Engg. Works	Khulna	14,079	14,079
12	M/S Pabna Sugar Mills Ltd.	Khulna	213,646	213,646
13	M/S North Bengol Paper Mills	Khulna	943,444	943,444
14	M/S Resent Enterprise	Khulna	3,325	3,325
15	M/S Babu Enterprise	Khulna	11,799	11,799
16	M/S Reyad Elec. House	Khulna	6,720	6,720
17	M/S Dhaka Mill & Machineries	Dhaka	138	138
18	M/S EDC Eng .Ltd	Khulna	80,500	80,500
19	M/S Delcot Ltd	Dhaka	112,068	112,068
20	Khulna News Print Mills Ltd.	Khulna	159,445	159,445
21	M/S Daimond Engnearing Works	Khulna	42,761	42,761
22	M/S Shikder Enterprise,	Khulna	10,553	10,553
23	Renwick Jaggashar	Kushtia	674,600	674,600
24	M/s Milners Pump	Dhaka	2,525	2,525
25	M/S Crecent Sanitary	Khulna	3,117	3,117
26	M/S Bengol Synthetic	Khulna	27,908	27,908
27	M/S TSPCL	Chittagong	108,300	108,300
28	Lovely Printing Pres	Khulna	21,704	21,704
			3,125,145	3,125,145



	2022 Taka	2021 Taka
14.00 Provision for Expenses		
A/C		
2713 <u>Electrict power/June22</u>	28,198	36,462
Mosque Expenses	15,853	20,040
Uniform	36,000	36,000
Audit Fee	115,000	130,000
Honorium	45,636	49,675
city corporation tax	2,154,450	1,761,067
Land revenue	1,100,000	1,000,000
Telephone Bill	2,486	10,500
License fee	-	60,000
	3,497,623	3,103,744
15.00 Creditors for Other Finance		
1411 Trade creditors (Schedule - A)	3,876,059	1,037,759
1618 Secruity Deposit of out sourcing	30,850	-
1625 House Building Loan	7,921	8,121
1625 A Motor Cycle Loan	-	2,000
1711A Advance I/T deduction salary from MD	30,000	-
2514 Import Clearing Account	13,000,055	5,131,000
2611 Employees Contribution to PF	4,250	7,181
2612 Employers Contribution to PF	42,046	44,388
2614 A PF Loan recovery (2614A-2614)	41,845	38,245
2821 KHBM Mosque	2,170	2,170
2826 Revenue stamp recovery	24,048	24,068
2911 Wages clearing account	294,999	397,286
2912 Unpaid salary	26,678	26,678
2913 Income tax recovery	134,290	131,733
2917 Security Deposit {Schedule (B + C)}	2,899,309	2,899,309
2920 Provision For VAT	503,258	493,125
2925A provision for leave pay & Gratuity (current officers)	453,580	435,260
4111B Forfeit/penalty (For Ansar salary)	20,000	-
	21,391,358	10,678,323
16.00 Current Account with Enterprise		
Karnaphuli Paper Mills Ltd.Chandraghona, Rangamati.	66,989	66,989
Jamuna Fertilizer Co. Ltd. Jamalpur.	777,268	773,104
Chittagong Urea Fertilizer Ltd.	1,166,781	1,191,377
Ghorashal Palash Fertilizer PLC (Formerly as PUFFL)	56,463	56,463
Bangladesh Insulator & Sanitary Ware Factory Ltd. Dhaka.	146,505	146,505
Shahjalal Fertilizer Co Ltd (Formerly as NGFFL)	36,179	36,179
Training Institute for Chemical Industies,Ghorashal.	347,000	350,000
Ghorashal Palash Fertilizer PLC (Formerly as UFLL)	233,979	233,979
	2,831,164	2,854,596
Karnaphuli Rayon & Chemicals Ltd.	20,495	20,495
North Bengal Paper Mills Ltd.	192,384	192,384
Khulna Newsprint Mills Ltd,Khulna.	2,158,237	2,145,133
	2,371,116	2,358,012
	5,202,280	5,212,608



2022	2021
Taka	Taka

17.00 Payable against Gratuity

A/C

2311

Name	Designation	2022	2021
Kazi Ruhul Amin	Managing Director	82,800	82,800
Sushil Chandra Roy	Dy, Chief Engineer	72,840	72,840
S M Abdul Barik	Dy, Chief Accountant	59,880	59,880
S M Abdullah Al Mamun	Manager (Comm)	55,560	55,560
Md Nasim-Ul-Gani	Ex. Engineer	46,320	46,320
Md. Tuheen Hossain	Astt.Chamist	31,080	31,080
Mr. Sajal Debnath	Astt.Engineer(Elec)	31,080	31,080
Mr. Ashis Kumer Datta	Astt.Engineer(Mach)	31,080	31,080
Md.Borhan Badsha	Astt.Security Officer	19,200	19,200
		429,840	429,840

18.00 Provision for Income Tax:

(A/C: 2922)

62,175

33,172

NB:(Other income+Total sales revenue)=4,66,314+43,67,550)=48,33,864*.6% =
33,172 TK Ledger Balance & 29,003TK New Balance (33,172+29,003) =62,175

19.00 Deffered Expenses

A/C

1812

Raw Meterials & Chemicals	-	506,766
Power & Fuel	-	25,933
Repair & Maintenance	-	1,241,813
	-	1,774,512



Khulna Hard Board Mills Ltd.
 Town khalishpur, khulna
 Schedule of Long term Liabilities
 As on 30.06.2022

20.00

SL NO	Name of the loan	Principal Amount	Interest upto 30.06.2022	Rate of Interest	Interest during the year	Total Interest	Total Amount
1	2	3	4	5	6	8=(4+6)	9=(3+8)
1	Foreign Loan	10,210,493	-	-	-	-	10,210,493
2	Non Development Govt Loan(PDB)	2,800,000	-	-	-	-	2,800,000
3	Govt Loan pay-off	39,500,000	36,600,000	5%	1,975,000	38,575,000	78,075,000
4	Govt Loan ADP	4,705,905	13,187,672	5%	235,295	13,422,967	18,128,872
5	Sister concern(AFCCL)	20,000,000	18,065,753	8%	1,600,000	19,665,753	39,665,753
	Sub-Total	77,216,398	67,853,425		3,810,295	71,663,720	148,880,118

NB: Sister concern (AFCCL) Loan=5% Simple interest+3% penalty interest=8% since the Mill is production off due to shortage of working capital. So the principal Amount is not paid. For this reason penalty interest has been beginning from fiscal year of 2010-2011.



	30-06-2022 Taka	30-06-2021 Taka
21.00 Net Sales Revenue:		
Gross local sales during the year 3,400 pcs @ Tk.329.00 Per Pcs.	4,367,550	460,600
VAT on Sales		
There is no VAT on sales on Hardboard as per Bangladesh Gazette additional june'05.2014.	4,367,550	460,600
22.00 Cost of Goods Sold:		
Opening inventory	16,089,300	16,845,300
Add: purchase	-	-
Less: Gain or loss from finished goods	6,286,745	295,400
Cost of Goods available for sale	9,802,555	16,549,900
Less: Closing inventory	5,435,005	16,089,300
Cost of Goods sold	4,367,550	460,600
<i>NB: Closing inventory/Closing stock of finished Goods = Cost of Goods available for sale-Total sales)</i>		
<i>(98,02,555-63,67,550)=43,67,550</i>		
23.00 Salary & Allowances - Admin		
Salary & Allowances - Admin	17,807,626	90,566,312
	17,807,626	90,566,312

**In 20-21 salary and allowances amount understated by Tk. 84,872,094 in statement of profit or loss and changed in comparative figures to rectify this error.

24.00 General & Administrative Expenses		
A/C Description		
3112f Bugguse Consumption	888,246	-
3211 Electricity Bill	104,473	135,890
4111 Factory Overhead	65,151	51,855
4811B Advertisement Expenses	49,925	-
4812 Minimum Income Tax on company	29,003	5,096
314+4826 Conveyance & Travelling Expenses	47,354	88,558
4815 Entertainment Expenses	14,460	17,218
4816 Enterprise Board Meeting	109,155	137,565
4817 General Maintenance	9,950	3,820
4821 Postage & Telegram	2,890	1,515
4822 License & Fees	-	50,340
4824 Printing & Stationery	18,665	21,992
4829 C Computer Expenses	3,300	1,800
4832 Telephone bill	-	10,500
4834 Legal Expenses	50,425	673,332
4836A Guest house exp	10,332	8,215
4838 Honorarium	-	-
4844 Land Revenue	100,000	100,000
4844A City corporation tax	393,383	393,383
Raw Materials & Chemicals (Deferred expenses write off)	506,766	-
Power & Fuel (Deferred expense write off)	25,933	-
Repair & Maintenance (Deferred expense write off)	1,241,813	-
	3,671,224	1,701,079

**In 20-21 General & Administrative Expenses understated by Tk. 532,016 in statement of profit or loss and changed in comparative figures to rectify this error.

	30-06-2022 Taka	30-06-2021 Taka
25.00 Other Income		
4912 Bank Interest	455,804	380,932
4611 Sale of Fruit	10,510	7,800
	<u>466,314</u>	<u>388,732</u>
26.00 Financial Expense		
4911 Interest on Loan	3,810,295	3,810,295
4813 Bank Charge & Commission	105,657	83,348
4823A Gain/(Loss) scaling /stock of finished goods	6,286,745	295,400
	<u>10,202,697</u>	<u>4,189,043</u>

**In 20-21 (loss) scaling of finished goods understated by Tk. 295,400 in statement of profit or loss and changed in comparative figures to rectify this error.



Khulna Hard Board Mills Ltd.

Schedule of Trade Creditors

Schedule-A

As on 30 June 2022

SI	Name of Party & Address	Dealer No	TAKA 30.06.2022	TAKA 30.06.2021
1	M/s. Kantch Ghor, Gopalgong	13	24,150	24,150
2	M/s. Alom Enterprise, Gopalgongj.	76	258	258
3	M/s The Meghna Enterprise, Dhaka.	81	252	252
4	M/s. Hafij Paper House, Dhaka.	91	346	346
5	M/s. Tarafder Trading Corpo.Dhaka	120	252	252
6	M/s. Joynal Tading Corpo. Dhaka.	121	6	6
7	M/s. Akram Ahesan Amporium.Dhaka	122	6	6
8	M/s. Shahjahan Traders, Gopalgongj.	127	252	252
9	M/s. Paper Supply, Dhaka.	135	362	362
10	M/s. Shathi Traders, Dhaka.	160	372	372
11	M/s. Prottashi Traders, Dhaka.	165	604	604
12	M/s. Nipa Enterprise, Dhaka.	194	22,000	22,000
13	M/s. Jharna Traders, Dhaka.	197	592	592
14	M/s. M Faruk And Cong. Dhaka.	216	252	252
15	M/s. Salimar Filter And Sons, Dhaka.	217	252	252
16	M/s. M. A.Kuddus And Brothers, Dhaka.	218	252	252
17	M/s. Jonata Enterprise, Dhaka.	223	252	252
18	M/s. Faruk Traders, Dhaka.	225	252	252
19	M/s. Raypur Paper Agency, Dhaka.	226	252	252
20	M/s. Aminur Rahman Khan And Brothers, Dhaka.	227	252	252
21	M/s. Shah Enterprise, Dhaka.	229	252	252
22	M/s. Saiyed Engeneering Works, Dhaka.	230	252	252
23	M/s. Parkunda Overshes Products, Dhaka.	234	100	100
24	M/s. Shilpi Traders, Dhaka.	235	24,250	24,250
25	M/s. Cosmopoliton Paper House, Dhaka.	237	24,496	24,496
26	M/s. Anowara Traders, Narayengonj.	238	340	340
27	M/s. Shamim Glass House, Dhaka.	239	340	340
28	M/s. J. S. International, Dhaka.	241	340	340
29	M/s. Shahabuddin Paper Store, Dhaka.	242	340	340
30	M/s. Iqbal Enterprise, Dhaka.	243	592	592
31	M/s. Modina Traders, Dhaka.	274	532	532
32	M/s. Musa And Cong. Dhaka	275	346	346
33	M/s. K.H. Corporation, Dhaka	277	48,300	48,300
34	M/s. S.M. Trading Agency, Dhaka	279	252	252
35	M/s. Meghna Trading Corporation, Dhaka	280	21,850	21,850
36	M/s. Rajdhani Trading Agency, Dhaka	283	26,702	26,702
37	M/s. M.B. Hossain, Dhaka	284	252	252
38	M/s. Pasifick Enterprise, Dhaka	285	252	252
39	M/s. Haque Traders, Dhaka	286	252	252
40	M/s. Shapla Enterprise, Faridpur	288	252	252
41	M/s. M. Rahman,Dhaka	295	346	346
42	M/s. Baset Enterprise, Dhaka	296	6	6
43	M/s. Robin Corporation. Dhaka	297	346	346
44	M/s. Salehin Corp.Dhaka	298	346	346
45	M/s. Rawshan Ara Trading Corp. Dhaka	303	48,552	48,552
46	M/s. Maria Trading Corp. Dhaka	305	352	352
	Sub-Total (A)		251,458	251,458



SI	Name of Party & Address	Dealer No	TAKA 30.06.2022	TAKA 30.06.2021
47	M/s. Globe Traders, Dhaka	311	252	252
48	M/s. Shuma Enterprise, Dhaka	312	252	252
49	M/s. Popular Paper Mart, Dhaka	313	22,252	22,252
50	M/s. Mamun Traders, Dhaka	318	150	150
51	M/s. Yesmin Traders, Dhaka.	320	346	346
52	M/s. Prominent Traders, Dhaka	323	150	150
53	M/s. Yeusuf And Cong. Dhaka	339	346	346
54	M/s. Comertial Corner, Dhaka	346	6	6
55	M/s. Shourav Enterprise, Dhaka	347	6	6
56	M/s. N. Ali And Sons, Gazipur	351	150	150
57	M/s. New City Glass House, Dhaka	-	604	604
58	M/s. Farid Enterprise, Mymensing	359	156	156
59	M/s. Javed Enterprise, Dhaka	360	150	150
60	M/s. Jafor Enterprise, Dhaka	361	6	6
61	M/s. Faruk Hardware Stors, Mymensing.	362	150	150
62	M/s. Sonargown Paper House, Dhaka.	363	6	6
63	M/s. Kazi Paper And Cong. Ltd. Dhaka.	364	340	340
64	M/s. Metropoliton Paper House, Dhaka.	365	24,150	24,150
65	M/s. Suraiya Trading And Cong, Dhaka.	366	24,300	24,300
66	M/s. Manickgonj Paper Store, Dhaka.	371	252	252
67	M/s. Tareq And Brothers, Dhaka.	379	340	340
68	M/s. Jakir Traders, Dhaka.	400	150	150
69	M/s. Faridpur Traders, Dhaka.	401	150	150
70	M/s. Capri Paper Mart, Dhaka.	402	150	150
71	M/s. Nabarun Traders, Dhaka.	403	150	150
72	M/s. Shujon Paper Agency, Dhaka.	404	150	150
73	M/s. Asif Enterprise, Dhaka.	405	2,300	2,300
74	M/s. Monjur Hossain Traders, Dhaka.	408	150	150
75	M/s. M.H. Paper Store, Dhaka.	409	340	340
76	M/s. Masud Brothers, Dhaka	410	340	340
77	M/s. Abdul Alim, Dhaka.	413	586	386
78	M/s. Tajpur Trading Corporation, Dhaka.	414	383	383
79	M/s. Purbachal Traders, Dhaka.	416	630	630
80	M/s. Aftab Uddin And Brothers, Dhaka.	417	180	180
81	M/s. Z. Traders, Dhaka.	418	402	402
82	M/s. Mohoshin And Brothers, Dhaka.	419	252	252
83	M/s. Rahman Furniture, Dhaka.	420	252	252
84	M/s. Azim Enterprise, Dhaka.	421	24,306	24,306
85	M/s. Mitali Paper Dipo, Dhaka.	422	24,150	24,150
86	M/s. Rahman Enterprise, Dhaka.	425	50	50
87	M/s. Meghna Traders, Dhaka.	428	540	540
88	M/s. United Traders, Dhaka.	429	520	520
89	M/s. Mukter Paper House, Dhaka.	430	340	340
90	M/s. Mirkadim Trading Cong, Munshigonj.	431	6	6
91	M/s. Shikder Corporation, Dhaka.	432	340	340
92	M/s. Sha Traders, Dhaka.	433	340	340
93	M/s. Monorom Trading, Dhaka.	434	346	346
94	M/s. Hafij And Cong, Dhaka.	435	150	150
95	M/s. Tuhin Traders, Dhaka.	436	520	520
96	M/s. Shamoli Traders, Munshigonj,	437	150	150



SI	Name of Party & Address	Dealer No	TAKA 30.06.2022	TAKA 30.06.2021
97	M/s. Jinnat Traders, Faridpur.	438	150	150
98	M/s. Shanaj Enterprise, Munshigonj.	439	150	150
	Sub-Total (B)		132,989	132,789

99	M/s. Purobi Syndicate, Dhaka.	440	340	340
100	M/s. Parvej Paper House, Dhaka.	441	490	490
101	M/s. Nahar Enterprise, Dhaka.	446	490	490
102	M/s. Panorama Paper Store, Dhaka.	447	150	150
103	M/s. A.Ohab And Sons,Dhaka.	449	340	340
104	M/s. Apurba Paper House, Dhaka.	450	340	340
105	M/s. Najmul Enterprise, Dhaka.	453	340	340
106	M/s. Hasan Brothers,Dhaka	454	340	340
107	M/s. Puton Ali And Sons, Chittagong.	455	252	252
108	M/s. S.K. Traders, Chittagong.	456	598	598
109	M/s. Rahman And Brothers, Chittagong.	37	252	252
110	M/s. Hazi Arshed Brothers, Chittagong.	47	346	346
111	M/s. Khorshed Alom And Brothers, Chittagong.	48	206	206
112	M/s. Alom And Brothers, Chittagong.	49	540	540
113	M/s. Jubli Store, Chittagong.	50	546	546
114	M/s. M. Alomgir Brothers, Chittagong.	51	346	346
115	M/s. Arafat Trading, Chittagong.	52	346	346
116	M/s. Mordern Store, Chittagong.	54	200	200
117	M/s, Binimoy Glass House, Chittagong.	55	252	252
118	M/s. Shahid And Brothers, Chittagong..	60	252	252
119	M/s. Farid And Brothers, Chittagong.	61	252	252
120	M/s. Nupur Traders, Chittagong.	62	252	252
121	M/s. Najmul Traders, Chittagong.	65	205	205
122	M/s. Jamuna Enterprise, Chandpur.	66	258	258
123	M/s. Pharika Trading Agency, Chittagong.	71	532	532
124	M/s. Sha Jahan Store, Chittagong.	74	346	346
125	M/s. Kajol Brothers, Chittagong.	108	532	532
126	M/s. M. R. Traders, Laxmipur.	118	252	252
127	M/s. Rana Raders, Chandpur.	124	362	362
128	M/s. Sathi Traders, Chandpur.	125	252	252
129	M/s. Pal Brothers, Chandpur.	152	258	258
130	M/s. Arun Corporation, Chandpur.	153	340	340
131	M/s. Bashona Enterprise, Chandpur.	170	340	340
132	M/s. Mahabubul Bashar, Nowakhali.	192	592	592
133	M/s. Choumohoni Paper And Stationary House,Nowakhali.	196	340	340
134	M/s. Farid Ahommod, Kumillah.	198	48,300	48,300
135	M/s. Azizul Bashar, Nowakhali.	199	592	592
136	M/s. Azizul Haque, Nowakhali.	200	340	340
137	M/s. Bashundhara Enterprise.Rangamati.	202	252	252
138	M/s. Hazi Enterprise, Chandpur.	203	258	258
139	M/s. Mohammadi Agency, Chittagong.	300	252	252
140	M/s. Mohmmadi Engineering Metal Works, Chittagong.	326	252	252
141	M/s. Chowdhury Store, Chittagong.	344	340	340
142	M/s. K. Isrile And Cong, Chittagong.	369	540	540
143	M/s. Kazi And Cong, Chittagong.	370	340	340
144	M/s. J.B. Construction, Chittagong.	372	252	252
145	M/s. Nur Agency, Chittagong.	374	592	592



SI	Name of Party & Address	Dealer No	TAKA 30.06.2022	TAKA 30.06.2021
146	M/s. Udayan Enterprise, Chittagong.	398	150	150
147	M/s. Mahbub Enterprise, Chittagong.	423	150	150
148	M/s. Art Galary, Thakurgown.	442	252	252
149	M/s. Nowga Paper House, Nowga.	4	252	252
150	M/s. Shahanur Hardware Store, Pabna.	5	156	156
	Sub-Total (C.)		65,352	65,352

151	M/s. Munni Agency, Bogura.	16	340	340
152	M/s. Kortoya Traders, Ullapara.	57	592	592
153	M/s. Kagog Ghare, Bogura.	67	258	258
154	M/s. Sony Traders, Bogura.	83	340	340
155	M/s. Hossain Enterprise, Dinajpur.	101	150	150
156	M/s. Khan Enterprise, Shirajgonj.	107	742	742
157	M/s. Parvin Traders, Shirajgonj.	126	252	252
158	M/s. Mukta Traders, Shirajgonj.	134	252	252
159	M/s. Pannalal Agarwala, Nilphamary.	146	252	252
160	M/s. Uttara Traders, Pabna.	169	252	252
161	M/s. Mozaik O Ayna Ghare, Pabna.	308	408	408
162	M/s. Tasmira Traders, Pabna.	309	252	252
163	M/s. Alo Traders, Pabna.	315	252	252
164	M/s. Rising Enterprise, Pabna.	321	252	252
165	M/s. Lita Enterprise, Pabna.	322	252	252
166	M/s. Md. Azizul Haque, Pabna.	327	252	252
167	M/s. Varsity Store, Shirajgonj.	328	558	558
168	M/s. Ashraf Brothers, Bogura.	333	252	252
169	M/s. Noni Gopal Shaha, Gaibandha.	334	252	252
170	M/s. Bengol Hardware Store, Rajshahi.	337	252	252
171	M/s. Pabna Glass House, Pabna.	355	258	258
172	M/s. Korim Traders, Jhalokhati.	17	252	252
173	M/s. Nahar Enterprise, Borishal.	56	592	592
174	M/s. Islam Brothers, Pirojpur.	58	252	252
175	M/s. Jakir Traders, Borishal.	89	592	592
176	M/s. Chowdhury And Sons, Borishal.	97	592	592
177	M/s. Saiyed Traders, Borishal.	161	592	592
178	M/s. Meser Ali Talukder And Cong, Jhalokathi.	168	592	592
179	M/s. Tomal Brothers, Borishal.	219	592	592
180	M/s. Faruk And Brothers, Khulna.	1	340	340
181	M/s. New Hardware Store, Kushtia.	6	200	200
182	M/s. Jessore Builders Store, Jessore.	10	252	252
183	M/s. New Jessore Builders, Jessore.	11	252	252
184	M/s. Mukul And Brothers, Khulna.	14	252	252
185	M/s. Rohim art, Khulna.	18	24,402	24,402
186	M/s. Rabia Store, Shatkhira.	20	150	150
187	M/s. Islam Paper Traders, Khulna.	21	252	252
188	M/s. Mukta Enterprise, Khulna.	22	252	252
189	M/s. City Construction, Khulna.	25	346	346
190	M/s. A.M.N Enterprise, Khulna.	26	347	347
191	M/s. Najma And Cong, Khulna.	27	429	429
192	M/s. National Glass Store, Khulna.	30	346	346
193	M/s. Rose Enterprise, Jessore.	31	252	252
194	M/s. Bangladesh Store, Jessore.	32	252	252

SI	Name of Party & Address	Dealer No	TAKA 30.06.2022	TAKA 30.06.2021
195	M/s. Ghar Shangshar, Khulna.	39	252	252
196	M/s. Jaman Traders, Jessore.	40	252	252
197	M/s. B.T. Corporation, Khulna.	45	598	598
198	M/s. Star Construction, Jessore.	46	252	252
199	M/s. Hira Electric, Khulna.	68	252	252
200	M/s. Lucky Traders, Khulna.	70	252	252
201	M/s. Jahan International, Khulna.	72	459	258
202	M/s. Mow International, Khulna.	73	458	458
	Sub-Total (D.)		41,827	41,626

203	M/s. Usha Enterprise, Khulna.	75	258	258
204	M/s. The Meghna Trading, Khulna.	77	258	258
205	M/s. Rawshan Traders, Khulna.	78	252	252
206	M/s. Miron Traders, Khulna.	79	253	253
207	M/s. Rahoman Enterprise, Jessore.	80	1,440	1,440
208	M/s. Saleha Traders, Khulna.	85	252	252
209	M/s. Shikder Enterprise, Khulna.	87	494	494
210	M/s. Rabaya Traders, Khulna.	88	252	252
211	M/s. Progoti Enterprise, Khulna.	90	22,092	22,092
212	M/s. Falguni Traders, Khulna.	92	252	252
213	M/s. Pavel Store, Khulna.	93	10,866	10,866
214	M/s. Tara Enterprise, Khulna.	94	16,152	16,152
215	M/s. Reaj Brothers, Shatkhira.	96	252	252
216	M/s. Chomok Enterprise, Khulna.	99	592	592
217	M/s. Golam Soroware, Khulna.	102	592	592
218	M/s. A.T.M. Giyashuddin, Khulna.	103	340	340
219	M/s. Farhana Jesmine, Jessore.	104	252	252
220	M/s. Sk. Ear Ali And Sons, Khulna.	105	340	340
221	M/s. Khan A Jaman And Cong, Khulna.	114	252	252
222	M/s. Salahuddin Brothers, Khulna.	116	252	252
223	M/s. Jasmin Traders, Khulna.	117	252	252
224	M/s. Salahuddin And Brothers, Shatkhira.	123	252	252
225	M/s. M. A. Khalak And Sons, Bagherhat	129	252	252
226	M/s. Hai Enterprise, Khulna.	133	252	252
227	M/s. Dalia Traders, Khulna.	143	340	340
228	M/s. B.H. L. Enterprise, Khulna.	148	252	252
229	M/s. Khulna Paper House, Khulna.	149	252	252
230	M/s. Rohoman Brothers, Khulna.	156	23,006	23,006
231	M/s. Bangladesh Trading Cong, Khulna.	157	346	346
232	M/s. G. Mohammad And Brothers, Khulna.	166	25,252	25,252
233	M/s. Mita Trading And Cong, Jessore.	167	40,934	40,934
234	M/s. Khalishpur Traders, Khulna.	172	252	252
235	M/s. Zia Traders, Khulna.	205	252	252
236	M/s. Sharder And Cong, Khulna.	221	346	346
237	M/s. S. R. Enterprise, Narayale.	269	24,150	24,150
238	M/s. Beauty Hardware Store, Khulna.	278	48,552	48,552
239	M/s. Babul Traders, Narayel.	306	598	598
240	M/s. Khurshid Paper House, Khulna.	335	252	252
241	Equipments Controlers, West, Bd Railway	-	193	193
242	M/S National Iron Industries KHULNA.		454	454
243	Polash Urea Fertilizer Factory Ltd. Narsingdi		324,000	324,000



SI	Name of Party & Address	Dealer No	TAKA 30.06.2022	TAKA 30.06.2021
244	M/S Nowshin Enterprise		2,838,300	-
	Sub-Total (E.)	-	3,384,433	546,133
	TOTAL (A+B+C+D+E)=		3,876,059	1,037,359



Khulna Hard Board Mills Ltd.

**Statement & Security Deposit Against Dealership
As on 30 June 2022**

Schedule-B

SL. NO.	NAME OF DEALERS	ADDRESS	TAKA 30.06.2022	TAKA 30.06.2021
1	M/s. Nazmul Enterprise	Dhaka	6,109	6,109
2	" M.Faruque & Co	"	6,488	6,488
3	" Salimar Filter &Co	"	6,615	6,615
4	" Sayed Brothers	"	7,121	7,121
5	" Azizul Haque	Pabna	5,000	5,000
6	" Noni Gopal Shaha	Neelfamery	5,000	5,000
p	" Al-Amin Agency	Dhaka	7,500	7,500
8	" Hashan Brothers	Dhaka	7,500	7,500
9	" Naher Trading	Dhaka	6,488	6,488
10	" Populer Paper Mart	Dhaka	7,374	7,374
11	" Al-Hamra store	Dhaka	7,247	7,247
12	" Kazi Paper & co. Ltd	Dhaka	7,247	7,247
13	" Forzue Emterprise	Dhaka	12,500	12,500
14	" Md. Jamiruddin & Brothers	Dhaka	7,121	7,121
15	" Salehin Corpn.	Dhaka	7,121	7,121
16	" Banani Builders.	Dhaka	6,741	6,741
17	" Modina Traders	Dhaka	6,868	6,868
18	" Cowdhuri Traders	Dhaka	7,121	7,121
19	" Iqbal Enterprise	Dhaka	4,494	4,494
20	" Rana Enterprise	Dhaka	4,115	4,115
21	" Welcome Enterprise	Dhaka	4,621	4,621
22	M/s Minu Traders	Dhaka	4,368	4,368
23	" M.M. Alam & Brothers	Dhaka	4,368	4,368
24	" Commercial Corner	Dhaka	4,621	4,621
25	" Rowshanara Trading Corpn.	Dhaka	4,747	4,747
26	" Twinkel Trading Cortn.	Dhaka	4,747	4,747
27	" Millat Paper Dipo.	Dhaka	4,494	4,494
28	" Parkunda Oversees	Dhaka	4,621	4,621
29	" Suma Enterprise	Dhaka	4,874	4,874
30	" Kashem traders	Dhaka	4,621	4,621
31	" Shilpi Traders	Dhaka	4,494	4,494
32	" Sobuz Enter.	Dhaka	4,747	4,747
33	" Sharmin Enter.	Dhaka	4,494	4,494
34	" Afa Engineering Ltd	Dhaka	4,621	4,621
35	" Yeasmin Corporation	Dhaka	4,368	4,368
36	" Prominent Trade Agency.	Dhaka	4,747	4,747
37	" Prottasi Traders	Dhaka	4,747	4,747
38	" Alim Paper House.	Dhaka	4,747	4,747
39	" A. Rahaman	Dhaka	4,747	4,747
40	" khaleque Traders.	Dhaka	4,241	4,241
41	" Noor Mohammed & Brothers	Dhaka	4,747	4,747
42	" M.A. Kuddus & Brothers	Dhaka	4,874	4,874
43	" Robin Corporation	Dhaka	4,747	4,747
44	M/s Khurshid Traders	Dhaka	4,241	4,241



SL. NO.	NAME OF DEALERS	ADDRESS	TAKA 30.06.2022	TAKA 30.06.2021
45	" Ali & Brothers.	Dhaka	4,747	4,747
46	" Shamim Glass Center	Dhaka	4,368	4,368
47	" Iqbal Enterprise	Dhaka	4,494	4,494
48	" Cosmo Politon Paper House .	Dhaka	4,368	4,368
49	" Mam Enterprise.	Dhaka	4,621	4,621
50	" Nipa Enterprise	Dhaka	4,241	4,241
51	" Faruk Traderss.	Dhaka	4,494	4,494
52	" Jafor & Brothers.	Dhaka	4,621	4,621
53	" Janats Enterprise.	Dhaka	4,621	4,621
54	" United Traders	Dhaka	3,862	3,862
55	" N, Ali & Sons	Dhaka	4,747	4,747
56	" Aminoor Rahman & Brothers.	Dhaka	4,621	4,621
57	" Modern Seetol Agency.	Dhaka	4,621	4,621
58	" Faruk Hardware Store	Dhaka	3,862	3,862
59	" Abdul Matin.	Dhaka	4,241	4,241
60	" Frainds Enterprise.	Dhaka	4,747	4,747
61	" Padma Enterprise.	Dhaka	4,621	4,621
62	" Glob Traders.	Dhaka	4,874	4,874
63	" Zharna Traders.	Dhaka	4,368	4,368
64	" Tanvir Ent	Dhaka	4,494	4,494
65	" Sunrise Packeging.	Dhaka	4,747	4,747
66	" Shadesh Ent	Dhaka	4,747	4,747
67	" The Mordern Pack	Dhaka	4,747	4,747
68	" Suraya Tradeing Co	Dhaka	4,874	4,874
69	" Ali & Sons	Dhaka	4,621	4,621
70	" Azizzul Haq	Dhaka	4,621	4,621
71	" Khonior Ent	Dhaka	4,494	4,494
72	" Jonny Ent	Dhaka	3,988	3,988
73	" J.S. Inter.	Dhaka	4,368	4,368
74	" Lipi Entr.	Dhaka	4,961	4,961
75	" Musa & Co	Dhaka	4,621	4,621
76	" Ray pur paper Agency.	Dhaka	4,747	4,747
77	" Hoque Traders	Dhaka	4,494	4,494
78	" Mokka Traders	Dhaka	4,747	4,747
79	" Metro Politon Paper House	Dhaka	4,368	4,368
80	" K.H.Corporation	Dhaka	5,000	5,000
81	" S.M.Trading	Dhaka	5,000	5,000
82	" Yousuf & Co	Dhaka	5,000	5,000
83	" Mohammed Ali	Dhaka	9,115	9,115
84	" Razdhani Trading Agency	Dhaka	5,000	5,000
85	" M,B Hossain	Dhaka	5,000	5,000
86	" New City Glass House	Dhaka	5,000	5,000
87	" Maria Trading Corn	Dhaka	5,000	5,000
88	" Meghna Trading Corpn.	Dhaka	5,000	5,000
89	M/s Pasific Enterprise	Dhaka	5,000	5,000
90	" Mamun Traders	Dhaka	5,000	5,000
91	" Eva General Paper House.	Dhaka	5,000	5,000
92	" Ekram Ahsan Amporium	Dhaka	5,000	5,000
93	" Hazi Md. Solaiman & Sons	Dhaka	5,000	5,000
94	" Baset Enterprise	Dhaka	5,000	5,000
95	" Ashif Enterprise	Dhaka	5,000	5,000



SL. NO.	NAME OF DEALERS	ADDRESS	TAKA 30.06.2022	TAKA 30.06.2021
96	" Shapla Enterprise	Faridpur	5,000	5,000
97	" Redoy Enterprise	Madaripur	5,000	5,000
98	" Masud Brathers	Dhaka	5,000	5,000
99	" Sourov Enterprise	Dhaka	5,000	5,000
100	" Farid Enterprise	Maymensingh	5,000	5,000
101	" Jabed Enterprise Do	Maymensingh	5,000	5,000
102	" Jafre Enterprise Do	Maymensingh	5,000	5,000
103	" Sonargao Paper House	Dhaka	5,000	5,000
104	" Khan Traders	Gopaogong	9,241	9,241
105	" Kach Ghor	Gopaogong	5,000	5,000
106	" Juble store	Gopaogong	5,000	5,000
107	" Rahman & Brothers	Gopaogong	5,000	5,000
108	" M. Alamgir Brothers	Gopaogong	5,000	5,000
109	" khurshid Alam & Brothers	Gopaogong	5,000	5,000
110	" Nazmul Traders.	Gopaogong	5,000	5,000
111	" Farid & Brothers.	Gopaogong	5,000	5,000
112	" Shahjahan Store	Gopaogong	5,000	5,000
113	M/s Paharia Trading Agency	Gopaogong	5,000	5,000
114	" Arune Corporation	B.baria	5,000	5,000
115	" Mahabudul Bashar	Nawakhali	5,000	5,000
116	" Shahid & Brothers	Nawakhali	5,000	5,000
117	" Azijul Brothers	Nawakhali	5,000	5,000
118	" Farid Ahmmed	Commilla	5,000	5,000
119	" Elahi & Sons	Commilla	5,000	5,000
120	" Hazi Enterprise	Commilla	5,000	5,000
121	" Beauty Hardware Store	Commilla	5,000	5,000
122	" Bengal treders	Commilla	5,000	5,000
123	" G. Mohammed & Brothers	Commilla	5,000	5,000
124	" Hai- Enterprise	Commilla	5,000	5,000
125	"Al- Hamdu- lillah Traders.	Commilla	10,000	10,000
126	" Bangladesh Store.	Commilla	5,000	5,000
127	" Jassore Suilters.	Commilla	5,000	5,000
128	" Niw Jassore Builders.	Commilla	5,000	5,000
129	" S.R. Enterprise	Commilla	5,000	5,000
130	" New Hardware Store	Commilla	5,000	5,000
131	" Modarn Glass House.	Barishal	15,000	15,000
132	" Meser Ali Talukder	Jhalokhati	5,000	5,000
133	" karim Traders	Jhalokhati	15,000	15,000
134	" Kalam Sharif	Patuakhali	15,000	15,000
135	" Basona Ent	Chandpur	5,000	5,000
136	"Chowmuhoni Paper & Ststionery		5,000	5,000
137	M/s Lita Ent		5,000	5,000
138	" Punaom Int		5,000	5,000
139	" Bhyan Ent		5,000	5,000
140	" Abdul Hai & Bros		5,000	5,000
141	" Mohammadi Egency		5,000	5,000
142	" Paul Bros		5,000	5,000
143	" Mordern Store		5,000	5,000
144	" Al- Heram Traders		5,000	5,000
145	" Kazal Bros	Ctg.	5,000	5,000
146	" Kazi Bros		5,000	5,000

SL. NO.	NAME OF DEALERS	ADDRESS	TAKA 30.06.2022	TAKA 30.06.2021
147	" Nabin Traders	Dhaka	5,000	5,000
148	" Paper Supply		8,609	8,609
149	" Hera Paper House	Nawakhali	5,000	5,000
150	" Basundhara Enterprise	Rangamati	5,000	5,000
151	" Aminur Rahman		5,000	5,000
152	" Shamoli Traders		5,000	5,000
153	" Humaun Store	B,baria	5,000	5,000
154	" Rahman Brothers	Khulna	5,000	5,000
155	" B, H, L Enterprise	Khulna	5,000	5,000
156	" Choudhury Traders		5,000	5,000
157	" Sarder & Co	Khulna	5,000	5,000
158	" Shah Amanat Trading		10,000	10,000
159	" Babul Traders		5,000	5,000
160	M/s Bangladesh Traders	Khulna	5,000	5,000
161	" M. Mahbulul Alam		5,000	5,000
162	" Alm & Bros		5,000	5,000
163	" Hazi Eshad Bros		5,000	5,000
164	" Putan Ali & Sons		5,000	5,000
165	" M.A Khalek & Sons	Bugerhut	5,000	5,000
166	" Pannalal Agore Wala	Neelfamery	5,000	5,000
167	" Khulna Paper house		5,000	5,000
168	" Golam Sarwar		5,000	5,000
169	" Protidan Sangsatha	Razshahi	5,000	5,000
170	" Dalia Trad.		5,000	5,000
171	" Ghar Sangser		10,000	10,000
172	" Khan Enter		5,000	5,000
173	" Anwar Trad		5,000	5,000
174	" Noor Enter		5,000	5,000
175	" A.T.M. Gias Uddin		5,000	5,000
176	" Mirta Trading & Co		5,000	5,000
177	" Binimoy Glass House.		5,000	5,000
178	" The Maghna Entr	Dhaka	5,000	5,000
179	" The Maghna Trading.	Khulna	5,000	5,000
180	" Bangladesh Paper Converting		5,000	5,000
181	" Reaz Brothers		5,000	5,000
182	" Mukta Traders		5,000	5,000
183	" Chamak Entr.		14,621	14,621
184	" Disant Entr.		5,000	5,000
185	" M, Hoosain	Dhaka	6,362	6,362
186	" Mdumoti Enterprise	Dhaka	7,374	7,374
187	" Salim & Brothers	Dhaka	5,000	5,000
188	" Shahbuddin Paper Store	Dhaka	5,047	5,047
189	"K.K Enterptise	Dhaka	5,010	5,010
190	" Sayed Enterprise	Dhaka	5,010	5,010
191	" Tarafder Tradeng "Corporation	Dhaka	5,000	5,000
192	" Shah Enterprise	Dhaka	5,000	5,000
193	" Salauddin Brothers	Khulna	5,102	5,102
194	" Masum Enterprise	Khulna	5,000	5,000
195	" Bozlar Rahaman & Bros	Kustia	5,000	5,000
196	" Rose Enterprise	Jessore	5,000	5,000
197	" Uttara Traders	Pabna	5,002	5,002



SL. NO.	NAME OF DEALERS	ADDRESS	TAKA 30.06.2022	TAKA 30.06.2021
198	" Salim Enterprise	Pabna	5,000	5,000
199	" Brothers Hardware	Dhaka	5,000	5,000
200	" Sayed Engineering works	Dhaka	5,000	5,000
201	" Hasan Enterprise	Dhaka	5,000	5,000
202	" Sekela Enterprise	Gopalgong	5,000	5,000
203	" Rabiya Store	Satkhira	9,368	9,368
204	" Jaman Traders	Jessore	5,000	5,000
205	" Sheela Enterprise	Khulna	5,000	5,000
206	" Rupali Traders	Ctg.	7,470	7,470
207	" Bangladesh Hardware Store	Rajshahi	10,000	10,000
208	" Bangla Hardware Store	Rajshahi	5,000	5,000
209	" Fazlul Karim	Rajshahi	5,000	5,000
210	" Shahanoor Store	Pabna	5,000	5,000
211	" Munni Agency	Bogura	5,000	5,000
212	" Soni Traders	Bogura	5,000	5,000
213	M/s Hazi Malgalni Saudagor	Rangpur	5,000	5,000
214	" Art Galory	Thakurgao	9,621	9,621
215	" Dinajpur Popular Store	Dinajpur	5,000	5,000
216	" Raising Enterprise	Pabna	9,368	9,368
217	" Mohammed Traders	Barishal	9,621	9,621
218	" Masud Traders	Barishal	9,368	9,368
219	" Sa-Az Enterpriae	Barishal	9,368	9,368
220	" Nuna Enterpeise	Barishal	9,368	9,368
221	" Islam Brothers	Pirozpur	5,000	5,000
222	" Shahinoor Enterprise	Narail	5,000	5,000
223	" Javed Treders	Dinajpur	5,010	5,010
224	" J.J. Enterprise	Khulna	10,000	10,000
225	" Moni & Mohiuddin	Khulna	12,344	12,344
226	" Mozayek & Aina Ghor	Pabna	9,621	9,621
227	" Faruq 7 Brothers	Khulna	5,000	5,000
228	" Mukul & Brothers	Khulna	5,000	5,000
229	" Nil Ratan Shah	Chuadanga	5,000	5,000
230	" Palash Kumar Shah	Chuadanga	5,000	5,000
231	" Sundarbon Hard board Agency	Khulna	5,000	5,000
232	" Nowgaon Paper House	Nswgaon	5,000	5,000
233	" Beauty Glass House	Magura	5,000	5,000
234	" Firoz Enterpriouse	Nolfamary	10,000	10,000
235	" Sonali Traders	Khulna	5,000	5,000
236	" Rahim Art	Khulna	10,000	10,000
237	" Mukta Enterprise	Khulna	5,000	5,000
238	" Islam Paper Traders	Khulna	5,000	5,000
239	M/s Uraka Enterprise	Khulna	5,000	5,000
240	" Jaman Brothers -1	Khulna	5,000	5,000
241	" City Construction	Khulna	5,000	5,000
242	" A.M.N Enterprise	Khulna	5,000	5,000
243	" Nazmz & Co	Khulna	5,000	5,000
244	" Trade Master	Khulna	5,000	5,000
245	" M. S. Enterprise	Khulna	5,000	5,000
246	" National Glass Stoer	Khulna	5,000	5,000
247	" S. k Traders	Ctg.	5,000	5,000
248	" Azam & Brothers	Khulna	5,000	5,000

SL. NO.	NAME OF DEALERS	ADDRESS	TAKA 30.06.2022	TAKA 30.06.2021
249	" Sazzad Traders	Khulna	5,000	5,000
250	" Raha Enterprise	Khulna	5,000	5,000
251	" Shrif Enterprise	Khulna	5,000	5,000
252	" The New Moon Traders	Khulna	5,000	5,000
253	" Arafat Trading	Ctg.	5,000	5,000
254	" Shohag Enterprise	Rsjobari	5,000	5,000
255	" Nupur Traders	Ctg.	5,000	5,000
256	" Jalalabad Banizza Bitan	Noakhali	5,000	5,000
257	" B.T. Corporation	Khulna	5,000	5,000
258	" Star Construction	Jessore	5,000	5,000
259	" Hira Electric	Khulna	5,000	5,000
260	" Lukey Traders	Khulna	5,000	5,000
261	" Al- Hera Enternational	Khulna	5,000	5,000
262	" Jamuna Enterprise	Chandpur	5,000	5,000
263	" Jahan Enternational	Khulna	5,000	5,000
264	" Alam Enterprise	Gopalgong	5,000	5,000
265	" Mou Enternational	Khulna	5,000	5,000
266	M/s Usha Trading Corp	Khulna	5,000	5,000
267	" Rowson Ara Trading	Khulna	5,000	5,000
268	" Korotoa Traders	Pabna	5,000	5,000
269	" Kagog Ghor	Bagura	5,000	5,000
270	" Miron Traders	Khulna	5,000	5,000
271	" Jinnat Traders	Khulna	5,000	5,000
272	" Chittagong Traders	Khulna	5,000	5,000
273	" Jesmin Traders	Khulna	5,000	5,000
274	" Moon let Enterprise	Khulna	5,000	5,000
275	" Ahmad & Haque Traders	Dhaka	5,000	5,000
276	" Rana Traders	Chandpur	5,000	5,000
277	" Shathi Traders	Chandpur	5,000	5,000
278	" Rana Trading Corpn	Dhaka	5,000	5,000
279	" B.M. Paper House	Dhaka	5,000	5,000
280	" Buriganga Traders	Dhaka	5,000	5,000
281	" Pervin Traders	Shirajgong	5,000	5,000
282	" Mukta Traders	Shirajgong	5,000	5,000
283	" Badal Traders	Khulna	5,000	5,000
284	" Jessore Paper House	Dhaka	5,000	5,000
285	" Oporupa Traders	Dhaka	5,000	5,000
286	" Jakir Traders	Perajpur	5,000	5,000
287	" Shohana Traders	Dhaka	5,000	5,000
288	" Shahinur Paper House	Dhaka	5,000	5,000
289	" Chowdhury & Sons	Barishal	5,000	5,000
290	" Khalishpur Traders	Khulna	5,000	5,000
291	" Jia Traders	Khulna	5,000	5,000
292	" Pach Tara Traders	Dhaka	5,000	5,000
293	M/s Rowshlnara Traders	Khulna	5,000	5,000
294	" M Rahman Brother	Khulna	5,000	5,000
295	" A Z Enterprise	Khulna	5,000	5,000
296	" Sunflower Enterprise	Dhaka	5,000	5,000
297	" Abdur Rahaman Brothers	Dhaka	5,000	5,000
298	" Kanak Enterprise	Dhaka	5,000	5,000
299	" Varity Store	Shirajgong	5,000	5,000



SL. NO.	NAME OF DEALERS	ADDRESS	TAKA 30.06.2022	TAKA 30.06.2021
300	" Rahman Enterprise	Jessore	5,000	5,000
301	" Rana Traders	Khulna	5,000	5,000
302	" Salaha Traders	Khulna	5,000	5,000
303	" Dhaka Enterprise	Khulna	5,000	5,000
304	" Nahar Enterpraise	Barishal	5,000	5,000
305	" Shikder Enterprise	Khulna	5,000	5,000
306	" Hafiz Paper House	Dhaka	5,000	5,000
307	" Rabia Traders	Khulna	5,000	5,000
308	" Progoti Enterprize	Khulna	5,000	5,000
309	" Falguni Enterprize	Khulna	5,000	5,000
310	" Pavel Store	Khulna	5,000	5,000
311	" Tara Enterprese	Khulna	5,000	5,000
312	M/s Estarn Agency	Khulna	5,000	5,000
313	" Reaz Brothers	Shatkhira	5,000	5,000
314	" Bardhan Consalt Inds,	Bagerhat	5,000	5,000
315	" Mordan Varity Store	Bogra	5,000	5,000
316	" Farhana Jesmin	Jessore	5,000	5,000
317	" Khan a Jaman & Co	Khulna	5,000	5,000
318	" Saikh Yar Ali & Sons	Khulna	5,000	5,000
319	" Rashid Enterprise	Khulna	5,000	5,000
320	" Salauddin & Brother	Shatkhira	5,000	5,000
321	" Joinal Trading Corph	Dhaka	5,000	5,000
322	" Jashim Sotre	Noakhali	5,000	5,000
323	" Shah Alam	Noakhali	5,000	5,000
324	" M.R. Traders	Laksmipur	5,000	5,000
325	" Hossain Enterprise	Dinazpur	5,000	5,000
326	" Shshjahan Store	Gopalgong	5,000	5,000
327	" M.N. Jarin	Khulna	5,000	5,000
328	" Anwar Paper House	Gopalgong	5,000	5,000
329	" Hossain Brothers	Cox's Bazer	5,000	5,000
330	" Mostaque & Brothers	Cox's Bazer	5,000	5,000
331	" Laboni Traders	Khulna	5,000	5,000
332	" Sayed Traders	Barishal	5,000	5,000
333	" Shohel Traders	Khulna	5,000	5,000
334	" Jaman Brothers -2	Khalishpur	5,000	5,000
335	" Younus Enterprise	Dhaka	5,000	5,000
336	" Harun Traders	Pabna	5,000	5,000
337	" Shamim & Brothers	Pabna	5,000	5,000
338	" Navy Traders	Pabna	5,000	5,000
339	M/s Yeasmin Traders	Pabna	5,000	5,000
340	" Tasmira Traders	Pabna	5,000	5,000
341	" Alo Traders	Pabna	5,000	5,000
342	" Sowrov Enterprise	Shirajgong	5,000	5,000
343	" Ashraf Brothers	Bogra	5,000	5,000
344	" Shathi Traders	Dhaka	5,000	5,000
345	" Chowdhury Store	Ctg.	5,000	5,000
346	M/s Kazi & Co	Ctg.	5,000	5,000
347	" Palash Traders	Dhaka	5,000	5,000
348	" J/B Constraction	Ctg.	5,000	5,000
349	" Habib Trading Corph	Dhaka	5,000	5,000
350	" Hera Paper House	Dhaka	5,000	5,000



SL. NO.	NAME OF DEALERS	ADDRESS	TAKA 30.06.2022	TAKA 30.06.2021
351	" Mostafa Paper House	Dhaka	5,000	5,000
352	" Fair Trade International	Dhaka	5,000	5,000
353	" K .Israil & Co	Ctg.	5,000	5,000
354	" Manik Gonj Paper Store	Dhaka	5,000	5,000
355	" Halai Enterprise	Dhaka	5,000	5,000
356	" Tarek & Bros	Dhaka	5,000	5,000
357	" Sabarna Traders	Pabna	5,000	5,000
358	" Raja & Bros Store	Dhaka	5,000	5,000
359	" Noor Agency	Ctg.	5,000	5,000
360	" Khurshed Paper House	Khulna	5,000	5,000
361	" Crown International	Dhaka	5,000	5,000
362	" M.H. Paper Store	Dhaka	5,000	5,000
363	" Masud Bros	Dhaka	5,000	5,000
364	" Abdul Alim & Co	Dhaka	5,000	5,000
365	M/s Pabna Glass House	Pabna	5,000	5,000
366	" Z Traders	Dhaka	5,000	5,000
367	" Mohsin & Bros	Dhaka	5,000	5,000
368	" Rahman Furnishers	Dhaka	5,000	5,000
369	" Azim Enterprise	Dhaka	5,000	5,000
370	" Mitali Paper House	Dhaka	5,000	5,000
371	" Nawgan Paper House	Noakhali	5,000	5,000
372	" Rahaman Enterprise	Dhaka	5,000	5,000
373	" Jamal Paper House	Dhaka	5,000	5,000
374	" Shamali Traders	Munshigonj	5,000	5,000
375	" Zinnat Traders	Faridpur	5,000	5,000
376	" Shah Naze Enterprese	Munshigonj	5,000	5,000
377	" Udaon Enterprise	Ctg.	5,000	5,000
378	" Mahbub Enterperse	Ctg.	5,000	5,000
379	" Rafique Enterprise	Dhaka	5,000	5,000
380	" Islam Paper & Co	Dhaka	5,000	5,000
381	" Shinthia Agency	Dhaka	5,000	5,000
382	" Balaka Enterprise	Dhaka	5,000	5,000
383	" Suman International	Hobigonj	5,000	5,000
384	" Sharif Enter Prise	Dhaka	5,000	5,000
385	" Binimoy Baniggh Bitan	Dhaka	5,000	5,000
386	" Jalalabad Paper House	B.baria	5,000	5,000
387	" Islam & Co	B.baria	5,000	5,000
388	" Fayahal Trading Co	Dhaka	5,000	5,000
389	" Osman Enterprise	B.baria	5,000	5,000
390	" Paper & Stationiry	Dhaka	5,000	5,000
391	" Mafoze Enterprise	Dhaka	5,000	5,000
392	M/s K. Azim & Co	Dhaka	5,000	5,000
393	" Zaker Traders	Dhaka	5,000	5,000
394	" Farid Pur Tradeers	Dhaka	5,000	5,000
395	M/s Capri Paper Mart	Dhaka	5,000	5,000
396	M/s Nabarun Traders	Dhaka	5,000	5,000
397	" Sujan paper Agenry	Dhaka	5,000	5,000
398	" Ashef enter prise	Dhaka	5,000	5,000
399	" Shiraj Traders	Dhaka	5,000	5,000
400	" Barishal Trading	Dhaka	5,000	5,000
401	" Monzur Trading Corph	Dhaka	5,000	5,000



SL. NO.	NAME OF DEALERS	ADDRESS	TAKA 30.06.2022	TAKA 30.06.2021
402	" Taj Pur Trading Corporation	Dhaka	5,000	5,000
403	" Purbachal Trading Corph	Dhaka	5,000	5,000
404	" Aftab uddin & Brother	Dhaka	5,000	5,000
405	" Khotib Corporation	Laxmipur	5,000	5,000
406	" Zahid Brother	Dhaka	5,000	5,000
407	" Mam Synticat	Dhaka	5,000	5,000
408	" M.A Wadud & Sons	Dhaka	5,000	5,000
409	" Meghsa Traders	Dhaka	5,000	5,000
410	" United Traders	Dhaka	5,000	5,000
411	" Mokter Paper House	Dhaka	5,000	5,000
412	" Mir Kadim Tradeing Corph	Dhaka	5,000	5,000
413	" Sikder Corporation	Dhaka	5,000	5,000
414	" Shah Traders	Dhaka	5,000	5,000
415	" Monoram Trading	Dhaka	5,000	5,000
416	" Hafize & co	Dhaka	5,000	5,000
417	" Tuhin Traders	Dhaka	5,000	5,000
418	" Purabi Synticate	Dhaka	5,000	5,000
419	M/s Pervaze Paper House	Dhaka	5,000	5,000
420	" Shirag uddi & Brothers	Dhaka	5,000	5,000
421	" Nizam & Co	Dhaka	5,000	5,000
422	" Panorama Paper Store	Dhaka	5,000	5,000
423	" Nahar Enterpraise	Dhaka	5,000	5,000
424	" Abul & Sons	Dhaka	5,000	5,000
425	" Tamal Brothers	Barishal	5,000	5,000
426	" A.Wahab & Sons	Dhaka	5,000	5,000
427	" Apurba Paper House	Dhaka	5,000	5,000
428	Palash Traders	Dhaka	5,000	5,000
	Total=		2,286,212.00	2,286,212.00



Khulna Hard Board Mills Ltd.
Schedule of Security Money Against Suppliers
As on 30 June 2022

Schedule -C

SL. No.	Name of The Parties	TAKA 30.06.2022	TAKA 30.06.2021
1	M/S Khulna Ship weight & Trading Co Ltd.	250	250
2	M/S Modern Trading corporation	250	250
3	M/S Shamin Brothers	250	250
4	M/S Imporial Chemical Industries	250	250
5	M/S Type Writer Service Corporation	25	25
6	M/S Sayed hardware	250	250
7	M/S Khulna machinery Store	250	250
8	M/S Sarparaz hardware & Store	500	500
9	M/S Princh Hardware	250	250
10	M/S Jupiter Tading Co.	250	250
11	M/S Farash Industries	250	250
12	M/S Central Hardware	250	250
13	M/S Dominion Tools Taders.	250	250
14	M/s World Wide Traders	250	250
15	M/S Estrern Agencies	250	250
16	M/S J. H. Corporation	250	250
17	M/S Shahra Corporation	350	350
18	M/S Light house	250	250
19	M/S Kamruzzaman	1,000	1,000
20	M/S Nazrul islam	300	300
21	M/S Razaul karim	3,000	3,000
22	M/S kakoly Press	200	200
23	M/S Golam Mostafa	200	200
24	M/s Razzak Brothers	1,208	1,208
25	M/S Shah Trading	1,000	1,000
26	M/S Khaza Water transport	10,000	10,000
27	M/S Mill Machinery & HardWare Store	250	250
28	M/S Joinab store	4,000	4,000
29	M/S Satter & Brothers	300	300
30	M/S Rowsaney transport agency	500	500
31	M/S Waly Broters	250	250
32	M/S M. E .Hossain & Co.	200	200
33	M/S S. K .Trading Trading Corporation	2,750	2,750
34	M/S Central Hardware	250	250
35	M/S Ulka Press	100	100
36	M/S Farzu Enterprise	200	200
37	M/S Bangladesh Paper Mart	200	200
38	M/S Nazma & CO.	200	200
39	M/S B. Rahaman & Co.	250	250
40	M/S United Traders	500	500
41	M/S Saueed Hardware Store	250	250
42	M/S National Enginnering & Co	300	300
43	M/S Jully Electricals	250	250
44	M/S Bangladesh Trading Mart	500	500
45	M/S Bangal Traders	400	400



SL. No.	Name of The Parties	TAKA 30.06.2022	TAKA 30.06.2021
46	M/S Abdur Rashid	1,000	1,000
47	" Tara Stoll corporation	250	250
48	" Khulna Hardware Tant	250	250
49	" Bazlar Rahman & Brothers.	700	700
50	" Akim & Co.	100	100
51	" Banifit Traders.	250	250
52	" Mohammadi Hardware	250	250
53	" Republic Mill Store KAL.	250	250
54	" Mashud Traders. Dhaka	2,500	2,500
55	" Khulna Sientific Store, Khulna.	3,970	3,970
56	" Princh Shiping Lines, Khulna	5,000	5,000
57	" Hawra Trading Co. Khulna	100	100
58	" Glory Art Press.	100	100
59	" Hossain Traders.	1,000	1,000
60	" National Iron Ind. Khulna.	3,860	3,860
61	" Monica Brothers, Khulna	500	500
62	" Allawed Tromber Corp.Khulna	1,000	1,000
63	" S.M. Amina Enterprise. Khulna	500	500
64	" A.K. Trading Corpn., Khulna	500	500
65	" Unik Hardware Mart. Dhaka	300	300
66	" Aziz Industries, Khulna.	500	500
67	" Solar Engg. Work., Khulna	500	500
68	" Kadaria Enterprise.	500	500
69	" Nasir Engg. Workshop, Khulna.	500	500
70	" Boyra Technical School, Khulna	500	500
71	" Ali Mill Store, Dhaka	500	500
72	" Moynamoti Engg. Workshop,Khulna	500	500
73	" Khulna Hardware Mart. Khulna	250	250
74	" Hatkhola Scintific & Chemical Co., Dhaka	500	500
75	" Asgar Hossain, Khulna.	500	500
76	" Bangladesh Commercial College, Khulna.	700	700
77	" Razzaque & Brothers, Khulna.	500	500
78	" Nazrul Engg. Workshop,Khulna	400	400
79	" Moslem Engg. Workshop, Khulna	500	500
80	" A.S.M.Motiur Rahman,Khulna	1,000	1,000
81	" Abdul Gani, Khulna.	500	500
82	" East Bangal Suppliers. Khulna.	500	500
83	" Mukta Hardware Mart., Khulna	421	421
84	" Barishal Saw Mill, Khulna.	500	500
85	" M.A. Hannan, Khulna	500	500
86	" National Iron Industires.,Khulna	28,900	28,900
87	" Abu Musa Enterprise.,Khulna	500	500
88	" Khan Engerprise.	500	500
89	" Ahannadia Press.	3,500	3,500
90	" Diomond Engg. Works. Khulna.	2,640	2,640
91	" Pubali Constraction, Khulna	500	500
92	" Mashud Prining Works. Khulna.	500	500
93	" A.G. Press, Khulna	500	500
94	" Kadaria Matel Industries.,Khulna	350	350
95	" Jabed Brothers., Khulna	1,135	1,135
96	" Kaderia Matel Works	300	300



SL. No.	Name of The Parties	TAKA 30.06.2022	TAKA 30.06.2021
97	" Jalil Shah Trading , Narayangong.	3,000	3,000
98	" Benu Engg. Works., Dhaka.	3,000	3,000
99	" Mechinary Equipments & Co., Khulna	7,100	7,100
100	" M.M. Salim, Khulna	500	500
101	" Record Engg. Works.	1,500	1,500
102	" Trade & Co. Khulna.	1,000	1,000
103	" Metro United., Khulna	600	600
104	" Mohana Printing Press, Khulna.	1,000	1,000
105	" M.M. Engg. Workshop, Khulna	4,570	4,570
106	" Rahana & Sons., Khulna.	990	990
107	" Rabbani Engg. Work, Jassore	3,000	3,000
108	" Khulna Matel Industries., Khulna	500	500
109	" Sahi Matel Engg. Works, Khulna	1,000	1,000
110	" Suparior Prod. Ltd. Dhaka.	13,368	13,368
111	" Unic Hardware	1,206	1,206
112	" Sarif Seals, Khulna.	100	100
113	" Khulna Metro Engg. Works., Khulna	1,000	1,000
114	" Jahed Brothers, Khulna	1,000	1,000
115	" Joint Constraction, Khulna	5,745	5,745
116	" Mannan Electric Cntl. Khulna	4,989	4,989
117	" Sarfaraz Hardware Mills Store, Khulna	620	620
118	" Hafaz Expended Matel Ind., Nowgan	13,720	13,720
119	" Rony Auto Mobiles, Khulna	1,025	1,025
120	" Exscel Seore Express, Khulna	500	500
121	" Jahid enterprise., Khulna	1,380	1,380
122	" Konica Enterprise., Khulna	500	500
123	" Babul Construction., Khulna	2,000	2,000
124	" Rafique Brothers., Khulna	2,140	2,140
125	" Kader & Sons., Khulna	6,000	6,000
126	" Kazi Enterprise., Khulna	5,815	5,815
127	" Salim Moral , Khulna	500	500
128	" Abdul Halim Moral, Khulna	500	500
129	" Abdul Mannan Moral, Khulna.	500	500
130	" Omar & Brothers., Khulna	5,468	5,468
131	" Kalam Refrezarator, Khulna	100	100
132	" Khulna Chemical Supply, Khulna	5,000	5,000
133	" Bangladesh Chemical Supply, Khulna	2,986	2,986
134	" Sonargown Wire Netting, Narayangong.	480	480
135	" Appollow trade Int. Khulna	3,218	3,218
136	" Khulna Scintific Store, Khulna	690	690
137	" Regent Enterprise., Khulna	4,000	4,000
138	" Scintific & Chemical Store, Khulna.	625	625
139	" Ibrahim Enterprise. Khulna	7,724	7,724
140	" Peoples Mill Store, Dhaka.	5,105	5,105
141	" Rajib Traders., Khulna	4,520	4,520
142	" Hanif Enterprise. Dhaka.	5,864	5,864
143	" Jalal Nuri enterprise., Khulna	3,000	3,000
144	" Babul & Co., Khulna	28,633	28,633
145	" Mizan Traders., Khulna	2,625	2,625
146	" Munni Enterprise. Khulna	200	200
147	" Salim Enterprise. khulna	5,000	5,000



SL. No.	Name of The Parties	TAKA 30.06.2022	TAKA 30.06.2021
148	" Zia enterprise.,Khulna	7,528	7,528
149	" Usha traders, Khulna	5,500	5,500
150	" Biplob Traders., Khulna	3,080	3,080
151	" Babul & Brothers.,Khulna	2,250	2,250
152	" Robi enterprise, Khulna	1,000	1,000
153	" Taj Printing Press,Khulna	1,000	1,000
154	" Tarasha Constraction, Khulna	5,000	5,000
155	" Chowdary Enterprise.Khulna	5,575	5,575
156	" Glory Electric, Khulna	3,000	3,000
157	" Anwar traders, Khulna.	8,000	8,000
158	" Sonali traders, Khulna	5,350	5,350
159	" Razzaque enterprise, Khulna	20	20
160	" Khushbuo enterprise.,Khulna	3,000	3,000
161	" Agrani enterprise. Khulna	857	857
162	" Zaman enterprise. Khulna	23	23
163	" Metalec Traders, Khulna	540	540
164	" Sohan constraction, Kdhulna	3,000	3,000
165	" Sugon traders, Khulna	2,150	2,150
166	" Iqbal traders, Khulna	3,500	3,500
167	" Aminul Haque, Chittagong	3,000	3,000
168	" Yami traders, Int.	2,700	2,700
169	" A.K. Azad enterprise, Khulna	298	298
170	" New Light Home, Khulna	950	950
171	" Nipa International, Khulna	2,050	2,050
172	" G.M.Traders, Khulna	500	500
173	" Zaman Construction, Khulna	600	600
174	" Faruque Enterprise., Khulna	870	870
175	" Lina enterprise, Khulna	748	748
176	" Rena Electricals, Khulna`	675	675
177	" Jahid Iron Store, Khulna	1,776	1,776
178	" BIT, Khulna	2,000	2,000
179	" Simu constraction,Khulna	650	650
180	" Sarif Hardborad & Electrical Store,Khulna	4,130	4,130
181	" Sumi Enterprise, Khulna	5,000	5,000
182	" Agradut Traders, Khulna	5,000	5,000
183	M/s Trans World Services	51,051	51,051
184	M/s Mahmud Builders	6,200	6,200
185	M/s Al-Falah Net	30,000	30,000
186	M/s/ Taz Traders	41,935	41,935
187	M/s. R.H Enterprise	4,660	4,660
188	M/s. Anwar & Sons.	5,000	5,000
189	M/S Iron Mill Store Dhaka	260	260
190	M/S B.T Corporation Chula,	1,000	1,000
191	M/S Mohiuddin Traders,Daulatpur.	60	60
192	M/S Babu Enterprise,Khulna.	25,049	25,049
193	M/s. Shishir Enterprise, Pabna	47	47
194	M/s. Tahamid Enterprise,Khulna	6,516	6,516
195	M/S Kaji & sons, Khulna	4,235	4,235
196	Lucky Trade international	65,000	65,000
		613,097	613,097

