

Private & Confidential

*Final Report
Auditor's Accounts*

STATEMENT OF ACCOUNTS

AND

AUDITORS' REPORT

OF

KARNAPHULI RAYON & CHEMICALS LTD.

CHANDRAGHONA, KAPTAL,
RANGAMATI HILL DISTRICTS.

For the year ended 30th June 2020



SHAHA & CO.

CHARTERED ACCOUNTANTS

Wazi Complex : (6th Floor),
31/C, Topkhana Road, Segunbagicha,
Dhaka 1000.

Independent auditor's report
To the Board of Directors
Of
KARNAPHULI RAYON & CHEMICALS LTD.

Report on the Audit of the Financial Statements Opinion

We have audited the financial statements of **KARNAPHULI RAYON & CHEMICALS LTD.** which comprises the statement of financial position as at 30 June, 2020 and the Statement of Profit or Loss and Other Comprehensive Income, Statement of Cash Flows and notes to the financial statements, including a summary of significant accounting policies for the year ended 30 June, 2020.

In our opinion, the accompanying financial statements give a true and fair view of the financial position of the Company as at 30 June 2020, and of its financial performance and its cash flows for the year ended 30 June 2020 in accordance with International Financial Reporting Standards (IFRSs).

Basis for Opinion

We conducted our audit in accordance with International Standards on Auditing (ISAs). Our responsibilities under those standards are further described in the Auditor's Responsibilities for the Audit of the Financial Statements section of our report. We are independent of the Company in accordance with the ethical requirement that is relevant to our audit of the financial statements in Bangladesh, and we have fulfilled our other ethical responsibilities in accordance with these requirements. We believe that the audit evidence we have obtained is sufficient and appropriate to provide a basis for our opinion.

Responsibilities of Management and Those Charged with Governance for the Financial Statements

Management is responsible for the preparation of financial statements that give a true and fair view in accordance with IFRSs and for such internal control as management determines is necessary to enable the preparation of financial statements that are free from material misstatement, whether due to fraud or error. In preparing the financial statements, management is responsible for assessing the Company's ability to continue as a going concern, disclosing, as applicable, matters related to going concern and using the going concern basis of

accounting unless management either intends to liquidate the company or to cease operations, or has no realistic alternative but to do so. Those charged with governance are responsible for overseeing the company's financial reporting process.

Auditor's Responsibilities for the Audit of the Financial Statements

Our objectives are to obtain reasonable assurance about whether the financial statements as a whole are free from material misstatement, whether due to fraud or error, and to issue an auditor's report that includes our opinion. Reasonable assurance is a high level of assurance, but is not a guarantee that an audit conducted in accordance with ISAs will always detect a material misstatement when it exists. Misstatements can arise from fraud or error and are considered material if, individually or in the aggregate, they could reasonably be expected to influence the economic decisions of users taken on the basis of these financial statements.

As part of an audit in accordance with ISAs, we exercise professional judgment and maintain professional skepticism throughout the audit. We also:

Identify and assess the risks of material misstatement of the financial statements, whether due to fraud or error, design and perform audit procedures responsive to those risks, and obtain audit evidence that is sufficient and appropriate to provide a basis for our opinion. The risk of not detecting a material misstatement resulting from fraud is higher than for one resulting from error, as fraud may involve collusion, forgery, intentional omissions, misrepresentations, or the override of internal control.

Obtain an understanding of internal control relevant to the audit in order to design audit procedures that are appropriate in the circumstances, but not for the purpose of expressing an opinion on the effectiveness of the Company's internal control.

Evaluate the appropriateness of accounting policies used and the reasonableness of accounting estimates and related disclosures made by management.

Conclude on the appropriateness of management's use of the going concern basis of accounting and, based on the audit evidence obtained, whether a material uncertainty exists related to events or conditions that may cast significant doubt on the Company's ability to continue as a going concern. If we conclude that a material uncertainty exists, we are required to draw attention in our auditor's report to the related disclosures in the financial statements. Our conclusions are based on the audit evidence obtained up to the date of our auditor's report. However, future events or conditions may cause the Company to cease to continue as a Going concern evaluates the overall presentation, structure and content of the financial statements, including the disclosures, and whether the financial statements represent the underlying transactions and events in a manner that achieves fair presentation.

We communicate with those charged with governance regarding, among other matters, the planned scope and timing of the audit and significant audit findings, including any significant deficiencies in internal control that we identify during our audit.



Report on Other Legal and Regulatory Requirements

We also report the following:

1. We have obtained all the information and explanation which to the best of our knowledge and belief were necessary for the purpose of our audit and made due verification thereof;
2. In our opinion, proper books of account as required by law have been kept by the company so far as it appeared from our examination of those books; and
3. The statement of financial position and statement of income and expense dealt with by the report are in agreement with the books of account.



Dated: 18 OCT 2022

Place: Dhaka-1000

Bangladesh.

DVC - 2210290160 AS 510453

A handwritten signature in black ink, appearing to read "Hiralal Barua".

HIRALAL BARUA, FCA, FCS
Enrollment No: 0160
Partner
SHAHA & COMPANY
Chartered Accountants

KARNAPHULI RAYON & CHEMICALS LTD
CHANDRAGHONA

Statement of Financial Position
As at 30th June 2020

Particulars	Notes	Amount in Taka	
		2019-2020	2018-2019
<u>Property Plant & Equipment</u>			
A) Non Current Assets:		1,806,416,156	1,806,416,156
Fixed Asset	Anex-A	2,351,900,612	2,351,900,612
Less: Accumulated Depreciation		545,484,456	545,484,456
B) Current Assets:		170,349,808	171,336,149
Advance, Deposit & Prepayments	3	3,174,487	3,174,487
Inventory	4	57,998,265	57,998,265
Inter Project Current Account	5	103,374,968	104,787,731
Account Receivables	6	230,379	230,379
Other Receivables	7	1,287,994	1,287,994
Advance against Income Tax	8	3,425,475	3,425,475
Cash & Cash Equivalent	9	858,240	431,818
C) Accumulated Loss		2,980,456,772	2,968,546,193
Total Asset: A+B+C		4,957,222,736	4,946,298,498

Company Secretary

Managing Director

Director



Hiralal Barua

HIRALAL BARUA, FCA, FCS

Enrollment No.160

Partner

SHAHA & COMPANY

Chartered Accountants

Dated : 18 OCT 2022

Dhaka - 1000

Dve. 2210 290/60 AS 510453

KARNAPHULI RAYON & CHEMICALS LTD
CHANDRAGHONA

Statement of Financial Position
As at 30th June 2020

Particulars	Notes	Amount in Taka	
		2019-2020	2018-2019
Equity & Liability			
Authorized Capital		1,000,000,000	1,000,000,000
A) Equity:		353,715,040	353,715,040
Issued Subscribes & Paid-up Capital		45,000,000	45,000,000
Govt. Equity	10	308,715,040	308,715,040
B) Non-Current Liability:		2,665,071,035	2,658,134,035
i) Long Term Loan		2,572,045,486	2,568,145,486
Foreign Loan Credit	11	1,834,821,689	1,834,821,689
Debenture Loan	12	66,527,797	66,527,797
Non-Development Govt. Loan	13	670,696,000	666,796,000
ii) Other Term Loan		93,025,549	89,988,549
TSP Loan	14	17,316,475	16,679,475
CUFL Loan	15	75,709,074	73,309,074
C) Reserve & Surplus:		76,274,334	76,274,334
Revenue Reserve	16	76,274,334	76,274,334
D) Current Liability:		1,862,162,327	1,858,175,089
Creditors for Expenses	17	2,844,980	2,779,980
Provisions	18	3,038,613	3,038,613
Creditors for Goods Supplied	19	3,200,228	3,200,228
Creditors for Other Finance	20	3,103,548	3,103,548
Security Deposit	21	4,091,210	4,091,210
Inter-Company Current Account	22	4,248,293	4,248,293
BCIC Current Account	23	113,212,652	109,290,414
Loan from BCIC		1,725,000,000	1,725,000,000
Deposit from Customers	24	3,422,803	3,422,803
Total Equity: A+B+C+D		4,957,222,736	4,946,298,498

Company Secretary

Managing Durector

Director



[Handwritten Signature]

HIRALAL BARUA, FCA, FCS
Enrollment No.160
Partner
SHAHA & COMPANY

Dated : 18 OCT 2022

Dhaka - 1000.

Dve. 2210290160AS 510453

KARNAPHULI RAYON & CHEMICALS LTD
CHANDRAGHONA

Statement of Comprehensive Income
For the year ended 30th June 2020.

Particulars	Notes	Amount in Taka	
		2019-2020	2018-2019
Revenue:			
Sales:		-	-
Less: Cost of Sales		-	-
Gross Profit:		-	-
Add: Other Income	25	31,592	15,948
Net Profit		31,592	15,948
Less: Administrative Expenses	26	5,005,171	4,920,940
Less: Non Operating Expenses	27	6,937,000	6,937,000
Net Profit/ Loss Before Tax		(11,910,579)	(11,841,992)
Less: Provision for TAX		-	-
Total Profit /Loss after Tax		(11,910,579)	(11,841,992)
Accumulated Profit/Loss upto last Year		(2,968,546,193)	(2,956,704,201)
Total Profit/Loss transferred to FS		<u>(2,980,456,772)</u>	<u>(2,968,546,193)</u>

Company Secretary

Managing Durector

Director



Dated :

18 OCT 2022

Dhaka - 1000.

Drc. 221029 D60AS 510453

HIRALAL BARUA, FCA, FCS
Enrollment No.160
Partner
SHAHA & COMPANY
Chartered Accountants

KARNAPHULI RAYON & CHEMICALS LTD
CHANDRAGHONA

Statement of Cash Flows
For the year ended 30th June 2020

Particulars	Amount in Taka	
	FY 2019-2020	FY 2018-2019
A. Cash Flow From Operating Activities:	(6,510,578)	(7,118,777)
Net Income after Tax	(11,910,579)	(11,841,992)
Add: Depreciation		
Increase/Decrease in Current Assets	1,412,763	1,149,295
Increase/Decrease in Current Liabilities	3,987,238	3,573,920
B. Cash Flow From Investment Activities:	-	-
Fixed Assets	-	-
MTDR Investment	-	-
C. Cash Flow From Financial Activities:	6,937,000	6,937,000
Increase/Decrease in non current liabilities	6,937,000	6,937,000
Increase/Decrease in Share Capital	-	-
Net Cash Increase/Decrease (A+B+C)	426,422	(181,777)
Add: Cash and Bank Balance Opening	431,818	613,595
Cash and Bank Balance at the Closing of the year	858,240	431,818


Company Secretary

Managing Director

Director



Dated: 18 OCT 2022
Dhaka - 1000.
DVE. 221029 0160 AS. 510453


HIRALAL BARUA, FCA, FCS
Enrollment No.160
Partner
SHAHA & COMPANY
Chartered Accountants

KARNAPHULI RAYON & CHEMICALS LTD
CHANDRAGHONA

Schedule of Interest & Financial Overhead
For the year ended 30th June 2020

Sl. No	Particulars	Principal	Interest Rate	As on 30th June 2020	As on 30th June 2019
1	Interest on CUFL Loan	20,000,000	12.00%	2,400,000	2,400,000
2	Interest on TSP Loan	5,200,000	12.25%	637,000	637,000
3	Non Dev. Govt. Loan	78,000,000	5.00%	3,900,000	3,900,000
Total Interest:		103,200,000		6,937,000	6,937,000



KARNAPHULI RAYON & CHEMICALS LTD
CHANDRAGHONA

Notes to the Accounts
for the year ended 30th June 2020

Note No-01

Corporate Status and its Objective and Management:

The Company was originally incorporated on the 7th day of September, 1961 in the name of "Dawood Chemicals Ltd" under the Companies Act, 1913. By passing a special resolution in the Extra Ordinary General Meeting held on Tuesday 24th December 1963, the Name of the company was changed to "Karnaphuli Rayon Chemicals Ltd." Its main objective was to manufacture Caustic Soda, Chlorine, Sulphuric Acid, Rayon Yarn, Rayon Staple Fibres and other chemicals. Now the Company is being managed by Bangladesh Chemical Industries Corporation (BCIC) as per Nationalized Order No. PO-27 of 1972.

Note No-01.1

Business Activities:

The main business activities of the Company were manufacturing and marketing of Caustic Soda, Chlorine, Sulphuric Acid, Rayon and Rayon Staple Fibres (RSF) products. The operation of the Company has been closed since 15th December 2002 as per Govt. decision. The Chemical plant of the Company has been transferred to KPM as per decision taken in the KPM Enterprise Board Meeting No. 229 and 246 The Carbon-Di-Oxide, R.G. Pulp Plant, Water Plant, Colony and other Establishments have been transferred to KPM as per decision of Assets and Liabilities valuation Analysis meeting held on 03.11.2007 in the Chamber of M.D. KPM and KRC and as per tripartite discussion meeting on Draft Accounts of 2006-2007 held on 19.11.2007 in Chamber of Director (Finance), BCIC, Dhaka. The total value of the above transfers was Taka 120,979,499 only.

Note No-01.2

Components of the Financial Statements:

These Include-

- a) Statement of Financial Position as at 30th June 2020
- b) Statement of Comprehensive Income for the year ended 30th June 2020
- c) Statement of Cash Flows as at 30th June 2020
- d) Notes to the Accounts for the year ended 30th June 2020

Note No-01.3

Compliance:

The Financial Statements have been prepared in compliance with-

- i) requirements of the Companies Act, 1994 and as per Formate prescribed by BCIC and
- ii) the requirements of the International Accounting Standard (IAS) as prescribed and adopted by the institute of Chartered Accountants of Bangladesh (ICAB)

Note No-01.4

Reporting Period and Currency:

The financial Statements have been prepared on the basis of historical cost convention and incomes are recognized and expenditure are accounted for on accrual basis.

Note No-01.5

Principle/Basis:

The financial statements have been prepared on the basis of historical cost convention and incomes are recognized and expenditure are accounted for on accrual basis.

Note No-02

Paid up Capital : Taka 45,000,000.00
For the year ended 30th June 2020

Sl. No	Particulars	FY 2019-2020	FY 2018-2019
	396,400 Ordinary Shares of Tk.100.00 each fully paid up in cash	39,640,000	39,640,000
	26,800 Ordinary Shares of Tk.100 each issued as fully paid up for consideration other than cash	2,680,000	2,680,000
	26,800 Shares of 7.5% cumulative Preference Shares of Tk.100 each issued for consideration other than cash	2,680,000	2,680,000
	Total	45,000,000	45,000,000

Note No-03

Advance Deposits and Prepayments
For the year ended 30th June 2020

Sl. No	Particulars	FY 2019-2020	FY 2018-2019
1	Advance to Employees	102,650	102,650
2	Advance to Contractors and Supplies (Not No--3.1)	1,473,751	1,473,751
3	Others Security	56,961	56,961
4	Deposit A/C Sales Tax	44,249	44,249
5	Excise Duty (Rayon)	88,809	88,809
6	Deposit A/C Sales Bill	265,704	265,704
7	Excise Duty (Rayon)	714,530	714,530
8	Excise Duty (Dilphane)	427,833	427,833
	Total	3,174,487	3,174,487

Note No-3.1

Advance to Contractors and Supplies
For the year ended 30th June 2020

Sl. No	Particulars	FY 2019-2020	FY 2018-2019
1	Coal Contractor	25,980	25,980
2	Distric Controller of Food	46,703	46,703
3	Trading Corporation of (BD) Ltd. (TCB)	8,602	8,602
4	Linde Bangladesh Ltd. (Bangladesh Oxygen Ltd.)	163,170	163,170
5	Bangladesh Welding Electronics	15,385	15,385
6	Chittagong Steel Mills Ltd.	238,041	238,041
7	Heidelberg Cement Mills Ltd. (Chittagong Cement Clinker & Grinding Factory)	345	345
8	M/s. GM Steel Mills Ltd.	105,286	105,286
9	M/s. G.E.M Factory	56,209	56,209
10	M/s Jamuna Oil Company Ltd.	115,570	115,570
11	M/s Shah Alam Contractor	7,500	7,500
12	M/s. BCSIR	6,000	6,000
13	Meghna Petroleum Ltd.	39,808	39,808
14	M/s Merrygold Enterprise	6,123	6,123
15	M/s National Tubes Ltd.	192,367	192,367
16	M/s Padma Oil Co. Ltd.	22,622	22,622
17	M/s Paper Converting & Packing	11,550	11,550
18	M/s Sikder Brothers & Co.	165,000	165,000
19	M/s The Art Dress	1,760	1,760
20	M/s Trans Trade International	165,000	165,000
21	M/s Usmania Salt Agency	43,334	43,334
22	M/s Wakil Ahmed	37,396	37,396
	Total	1,473,751	1,473,751

Note No-4

Inventory
For the year ended 30th June 2020

Sl. No	Particulars	FY 2019-2020	FY 2018-2019
1	Raw Chemicals & Packing Materials	11,592,477	11,592,477
	Raw material	20,027	20,027
	Chemicals	6,171,989	6,171,989
	Packing Materials	154,611	154,611
	Production Material	5,245,850	5,245,850
2	Spares, Accessories & Store	43,198,973	43,198,973
	Opening Balance	43,273,435	43,273,435
	Add: Received from Plant	-	-
	Less: Transferred to KPM	74,462	74,462
3	General Store	3,206,815	3,206,815
	Total	57,998,265	57,998,265

Note No-5

Inter Project Current Account
For the year ended 30th June 2020

Sl. No	Particulars	FY 2019-2020	FY 2018-2019
	Running Factories	101,629,208	103,041,971
1	Ashuganj Fertilizer Factory Ltd	369,130	369,130
2	Natural Gas Fertilizer Factory Ltd	99,656	99,656
3	Karnaphuli Paper Mills Ltd	101,052,743	102,465,506
4	Khulna Hard Board Ltd	20,495	20,495
5	Chhatak Cement Co. Ltd	87,184	87,184
	Closed Factories	1,745,760	1,745,760
1	North Bengal Paper Mills Ltd	385,371	385,371
2	Khulna Newsprint Mills Ltd	1,323,593	1,323,593
3	Eagle Box & Carton manufacturing Co. Ltd	36,796	36,796
	Total	103,374,968	104,787,731



Note No-6

Account Receivable
For the year ended 30th June 2020

Sl. No	Particulars	FY 2019-2020	FY 2018-2019
	Rayon	98,078	98,078
1	Furat Karnaphuli Carpet	13,753	13,753
2	Marna & Co. Ltd.	84,325	84,325
	RSF	96,855	96,855
1	Ctg. Textiles Mills Ltd	16,016	16,016
2	Banladesh Textile Mills Ltd.	80,839	80,839
	Dilphane	3,139	3,139
1	Salim & Brotheras	447	447
2	Mohammad Ali & Traders	622	622
3	N. Ali & Sons	70	70
4	Shahana Enterprise	2,000	2,000
	Chemicals	32,307	32,307
1	Lever Brothers (BD) Ltd.	31,665	31,665
2	PDB (Kaptai) Autonomus	642	642
	Total	230,379	230,379

Note No-7

Others Receivable
For the year ended 30th June 2020

Sl. No	Particulars	FY 2019-2020	FY 2018-2019
1	Insurance Claim Receivable	842,037	842,037
2	Sundry Debtors	336,654	336,654
3	Chittagong Cement Clinker & Grinding Co. Ltd	109,303	109,303
	Total:	1,287,994	1,287,994

Note No-8

Advance Against Income Tax
For the year ended 30th June 2020

Sl. No	Particulars	FY 2019-2020	FY 2018-2019
	Year Wise Becup:	3,439,603	3,439,603
	1971	120,000	120,000
	1971-1973	500,000	500,000
	1973	1,000,000	1,000,000
	1973	500,000	500,000
	1973	1,000,000	1,000,000
	1974	228,144	228,144
	1974	91,459	91,459
	Less: Adjustment Vide JV. No. 306 In 1988	14,128	14,128
	Total:	3,425,475	3,425,475

Note No-9

Cash & Cash Equivalent
For the year ended 30th June 2020

Sl. No	Particulars	FY 2019-2020	FY 2018-2019
	Cash in Hand	3,849	3,849
	Cash at Bank :	854,391	427,969
1	Sonali Bank, STD-K-4	854,391	427,969
	Total:	858,240	431,818

Note No-10

Govt. Equity
For the year ended 30th June 2020

Sl. No	Particulars	FY 2019-2020	FY 2018-2019
1	Cash Infusion by Government	71,000,000	71,000,000
2	CIDA grant converted to Government Equity	134,525,040	134,525,040
3	ADP Loan converted to Govt. Equity	103,190,000	103,190,000
	Total:	308,715,040	308,715,040

Note No-11

Foreign Loan/ Credit
For the year ended 30th June 2020

Sl. No	Particulars	FY 2019-2020	FY 2020-2021
1	Exim Bank Loan (Japan)	485,848,820	485,848,820
2	OEFC Loan (Japan) Fo R.S.F	1,264,234,227	1,264,234,227
3	Interest On Loan	84,738,642	84,738,642
	Total:	1,834,821,689	1,834,821,689

The break-up is-

a.

Particular	Original Loan (Yen) (A)	Original Loan (BDT) (B)	Exchange rate fluctuation (TK) (C)	Total Taka (B+C) = D	Interest Taka (E)
Exim Bank, Japan	1,459,005,465	73,464,525	412,384,295	485,848,820	8,358,642

b.

Particular	Original Loan (Yen) (A)	Original Loan (BDT) (B)	Exchange rate fluctuation (TK) (C)	Total Taka (B+C)=D	Interest Taka (E)
Overseas Economic Co-Operation Fund-now Japan Bank of international Co-Operation (JBC)	3,796,499,179	340,985,020	923,249,207	1,264,234,227	76,380,000
Total	5,255,504,644	414,449,545	1,335,633,502	1,750,083,047	84,738,642

Note No-12

Deventure Loan
For the year ended 30th June 2020

Sl. No	Particulars	FY 2019-2020	FY 2018-2019
1	Agrani Bank Ltd.	66,527,797	66,527,797
	Total	66,527,797	66,527,797

This is being carried forward from calier years accounts. The detaild Particulars segregating between principal amount of debenture loan, accumulated interest thereon and repayment made thereaganst being not furnished to us. The balance of principal amount of loan and interest thereon at 30 June 2016 could not be separately shown.

Note No-13

Non-Development Govt. Loan
For the year ended 30th June 2020

Sl. No	Particulars	FY 2019-2020	FY 2018-2019
	Interest Free Govt. Loan	508,456,000	508,456,000
	Received on		
	01.06.1994 (Golden Handshake)	94,791,000	94,791,000
	02.12.1995	8,065,000	8,065,000
	17.08.1998	93,800,000	93,800,000
	30.06.2000	67,300,000	67,300,000
		244,500,000	244,500,000
	Govt. Loan with Interest	162,240,000	158,340,000
	Principal		
	Add: Interest up to 30.06.2020	78,000,000	78,000,000
	Add: Interest for the year	80,340,000	76,440,000
		3,900,000	3,900,000
	Total	670,696,000	666,796,000

Note No-14

TSPCL Loan
For the year ended 30th June 2020

Sl. No	Particulars	FY 2019-2020	FY 2018-2019
	Principal	6,000,000	6,000,000
	Less: Payment	800,000	800,000
		5,200,000	5,200,000
	Add: Interest up to 30.06.2021	11,479,475	10842475
		16,679,475	16,042,475
	Add: Interest for the year	637,000	637,000
	Total	17,316,475	16,679,475

Note No-15

CUFL Loan
For the year ended 30th June 2020

Sl. No	Particulars	FY 2019-2020	FY 2018-2019
	Principal	20,000,000	20,000,000
	Add: Interest up to 30.06.2021	53,309,074	50,909,074
		73,309,074	70,909,074
	Add: Interest for the year	2,400,000	2,400,000
	Total	75,709,074	73,309,074

Note No-16

Revenue Reserve
For the year ended 30th June 2020

Sl. No	Particulars	FY 2019-2020	FY 2018-2019
1	CIDA Grant	10,082,340	10,082,340
2	Canadian Aid	66,191,994	66,191,994
Total		76,274,334	76,274,334

Note No-17

Creditors for Expenses
For the year ended 30th June 2020

Sl. No	Particulars	FY 2019-2020	FY 2018-2019
1	Factory Expenses	1,045,083	1,045,083
2	Other Expenses	484,531	484,531
3	Incentive Bonus	915,393	915,393
4	Liability to BCIC for Audit Fee	145,000	80,000
5	Provision for Audit fee	65,000	65,000
6	Income Tax (Salary)	189,973	189,973
Total:		2,844,980	2,779,980

Note No-18

Provisions
For the year ended 30th June 2020

Sl. No	Particulars	FY 2019-2020	FY 2018-2019
	Provision for Salary	-	-
	Provision for Graphite Plate	3,038,613	3,038,613
Total:		3,038,613	3,038,613



Note No-19

Creditors for Goods Supplied
For the year ended 30th June 2020

Sl. No	Particulars	FY 2019-2020	FY 2018-2019
	Govt Org	94,793	94,793
1	BMDC, Dhaka	22,900	22,900
2	BITAC, Chittagong	61,750	61,750
3	Chittagong Steel Mills Ltd	10,143	10,143
	Private Org	3,105,435	3,105,435
1	M/s A.K.C Foundation	7,000	7,000
2	M/s Azad Eng. Works	110,000	110,000
3	M/s A & K Enterprise	7,193	7,193
4	M/s Alamgir Nirman Sangstha	5,930	5,930
5	Bornali Trading Co.	106,532	106,532
6	B.K Traders	403	403
7	Chattal Hardware Stores	14,602	14,602
8	City Traders	74,361	74,361
9	Chittagong Cresent Eng. Works	125,176	125,176
10	Confidence Eng. Works	143,204	143,204
11	Classic Moulding Eng. Works	78,204	78,204
12	Comati Traders	14,000	14,000
13	The GEC Co.	20,000	20,000
14	Islamabad Weaving Factory	12,600	12,600
15	Janata Trading Corporation	3,805	3,805
16	Rubber Suppliers	17,440	17,440
17	K.P.H.O.K.S. Samity Ltd	67,029	67,029
18	KAF Chemicals	2,595	2,595
19	Key On Trading Ltd.	313,992	313,992
20	Kawsar Traders	13,943	13,943
21	Lighting Aid	54,430	54,430
22	Midway International	19,136	19,136
23	Mohshin Eng. Works	18,614	18,614
24	Narshing Binds Pvt. Ltd.	7,395	7,395
25	PS Enterprise	7,783	7,783
26	Progoti Filter & Rubber Industries	6,907	6,907
27	Rahimpur Eng. Works	1,788	1,788
28	Rahim Afroz (BD) Ltd.	33,580	33,580
29	Rana Motors	16,674	16,674
30	Raj Eng. Works	4,400	4,400
31	Safa Traders	13,911	13,911
32	Sabur Eng. Works	7,366	7,366
33	South Asia Eng. Works	10,427	10,427
34	Sathi Traders	330	330
35	Amin Salti Crushing Industries	652,942	652,942
36	Shamim Salt Industries	1,000	1,000
37	Salim & Brothers	354	354
38	S.B Trading Co.	693,935	693,935
39	Cash Purches	416,454	416,454
	Total	3,200,228	3,200,228



Note No-20

Creditors for Other Finance
For the year ended 30th June 2020

Sl. No	Particulars	FY 2019-2020	FY 2018-2019
1	Income Tax	1,463,287	1,463,287
2	VAT Deduction on Construction Works	1,098,197	1,098,197
3	VAT Deposit Account	542,064	542,064
Total:		3,103,548	3,103,548

Note No-21

Security Deposit
For the year ended 30th June 2020

Sl. No	Particulars	FY 2019-2020	FY 2020-2021
1	Contractors Security	1,737,843	1,737,843
2	Customers Security	2,353,367	2,353,367
Total:		4,091,210	4,091,210

Note No-22

Inter-Company Current Account
For the year ended 30th June 2020

Sl. No	Particulars	FY 2019-2020	FY 2020-2021
Running Factories		1,956,027	1,956,027
1	Chittagong Urea Fertilizer Ltd	456,574	456,574
2	Urea Fertilizer Factory Ltd	638,250	638,250
3	Polash Urea Fertilizer Factory Ltd	11,785	11,785
4	Bangladesh Insulator & Sanitary ware Factory	42,385	42,385
5	TSP Complex	807,033	807,033
Closed Factories		2,292,266	2,292,266
1	Sylhet Pulp & Paper Mills Ltd	-	-
2	Kohinoor Chemical Company Ltd	370,817	370,817
3	Chittagong Chemical Complex	1,892,499	1,892,499
4	Dhaka Leather Complex	28,950	28,950
Total:		4,248,293	4,248,293

Note No-23

BCIC Current Account
For the year ended 30th June 2020

Sl. No	Particulars	FY 2019-2020	FY 2018-2019
1	Opening Balance	109,290,414	105,741,494
2	Add: Received during the year	3,922,238	3,548,920
Total:		113,212,652	109,290,414

Note No-24

Deposit from Customers
For the year ended 30th June 2020

Sl. No	Particulars	FY 2019-2020	FY 2018-2019
1	Rayon	443,707	443,707
2	R.S.F	680,681	680,681
3	Dilphane	625,756	625,756
4	Chemicals	1,672,659	1,672,659
Total:		3,422,803	3,422,803

Note No-25

Other Income
For the year ended 30th June 2020

Sl. No	Particulars	FY 2019-2020	FY 2018-2019
1	Miscc. Income (Bank Interest)=24586+ Bcic Debit Note=10664)	31,592	15,948
Total:		31,592	15,948

Note No-26

Administrative Expenses
For the year ended 30th June 2020

Sl. No	Particulars	FY 2019-2020	FY 2018-2019
	Salary & Allowance (Admin) Note No-27.1	1,759,255	146,652
	General Expenses Note No-26.1	1,835,925	3,561,263
	Audit Fee	65,000	65,000
	Electricity Consumption	1,221,804	1,029,238
	Water Consumption	123,187	118,787
Total:		5,005,171	4,920,940

Note No-26.1

General Expenses
For the year ended 30th June 2020

Sl. No	Particulars	FY 2019-2020	FY 2018-2019
1	Enterprise Board Expenses	101,500	120,558
2	Entertainment Expenses	1,660	335
3	Legal & Professional Expenses	38,273	-
4	Income Tax & Vat	-	-
5	Travelling Expenses	16,436	4,020
6	Printing & Stationary	5,793	6,064
7	Postage & Telegram	640	583
8	General Repairs & Maintenance	5,390	11,952
9	Renewal, Rates & Taxes	-	-
10	Watch & Ward (Security Salary)	1,609,401	3,356,858
11	Bank Charges	5,528	7,531
12	Honorium	51,304	53,362
13	Adjusment With Ent, Current A/C	-	-
Total		1,835,925	3,561,263

Note No-27

**Interest & Financial Overhead
For the year ended 30th June 2020**

Sl. No	Particulars		FY 2019-2020	FY 2018-2019	
1	Interest on CUFL Loan	20,000,000	12%	2,400,000	2,400,000
2	Loan	5,200,000	12.25%	637,000	637,000
3	Non Dev. Govt. Loan	78,000,000	5%	3,900,000	3,900,000
Total Interest:		103,200,000		6,937,000	6,937,000



KARNAPHULI RAYON & CHEMICALS LTD
CHANDRAGHONA


Schedule of Contractor Security
For the year ended 30th June 2020

Note No. 28

Sl. No	Particulars	As on 30th June 2020	Adjustment during the year	As on 30th June 2019
1	M/S Asha Enterprise	1,750.00	-	1,750.00
2	M/s A. Shaid Cont.	756.83	-	756.83
3	M/s AET Corporation	715.00	-	715.00
4	M/s Allied Suppliers & Co.	1,091.00	-	1,091.00
5	M/s. Manat Redding Agency	4,318.00	-	4,318.00
6	M/s Manat Auto Supply	2,460.00	-	2,460.00
7	M/s Abul Kashem Cont.	1,121.30	-	1,121.30
8	M/s. Anupama Baniji Sangstha	954.75	-	954.75
9	M/s. Azizur Rahaman & Broth.	5,675.00	-	5,675.00
10	M/s. Atlas Motors	1,000.00	-	1,000.00
11	M/s. Amanat Rubber Works	4,939.80	-	4,939.80
12	M/s. Ahmed & Sons	1,450.00	-	1,450.00
13	M/s. Abu Electric & Works	2,000.00	-	2,000.00
14	M/s. Azmir Eng. & Works	5,470.00	-	5,470.00
15	M/s. Anwar Ahmed Cont.	693.00	-	693.00
16	M/s. Nab Eng. Works	2,720.00	-	2,720.00
17	M/s. Alam Plastic Ind.	525.00	-	525.00
18	M/s. A.R. Trading	4,100.00	-	4,100.00
19	M/s Azad Eng. Works	13,089.00	-	13,089.00
20	M/s. Azom Trading Corp.	1,218.00	-	1,218.00
21	M/s. Awal & Sons	1,290.00	-	1,290.00
22	M/s. Abdul Jabbar & Co.	1,500.00	-	1,500.00
23	M/s. Auto Parts Corner	2,100.00	-	2,100.00
24	M/s Al-Patash Ltd.	1,081.00	-	1,081.00
25	M/s. Al-Patash Trading Corp.	2,750.00	-	2,750.00
26	M/s. Al-Hasanur Trading Corp.	3,000.00	-	3,000.00
27	M/s. Al-Amin Motor Works	1,000.00	-	1,000.00
28	M/s. Ahamed Brothers	3,887.00	-	3,887.00
29	M/s A. Rahman Electric. Eng. Eorks	12,846.00	-	12,846.00
30	M/s A.Rahman Eng. Works	5,000.00	-	5,000.00
31	M/s Akhen & Co.	2,766.20	-	2,766.20
32	M/s Amanat Metal Products	700.00	-	700.00
33	M/s Atuja Kamal	1,000.00	-	1,000.00
34	M/s Appolo Eng. Works	1,200.00	-	1,200.00
35	M/s. Alif Eng. Works	2,860.00	-	2,860.00
36	M/s Ali Bakers	4,100.00	-	4,100.00
37	M/s. Abdul Bari	4,000.00	-	4,000.00
38	M/s. A.S Eng. Works	5,152.25	-	5,152.25
39	M/s Alamgir & Dros	1,000.00	-	1,000.00
40	M/s Abdul Gafur	4,000.00	-	4,000.00
41	M/s. Al-Nazir Trading Cont.	2,600.00	-	2,600.00
42	M/s Atique Packagers & Printers	1,000.00	-	1,000.00
43	M/s Arfin Enterpriese	3,000.00	-	3,000.00
44	M/s Abdullah Meah	2,916.24	-	2,916.24
45	M/s Anwarul Haque	16,000.00	-	16,000.00
46	M/s. Applo Tyre Writer Service	2,000.00	-	2,000.00
47	M/s. A & Jabrain & Co. Ltd.	14,250.00	-	14,250.00
48	M/s. Mita Automobiles	5,683.00	-	5,683.00
49	M/s. Alamgir Nirman Sangstha	15,050.00	-	15,050.00
50	M/s. Amin Motor Eng. Works	3,150.00	-	3,150.00
51	M/s. Ahmed International	2,200.00	-	2,200.00



52	M/s. Anwar Traders	726.52	-	726.52
53	M/s. A & K Enterprise	10,000.00	-	10,000.00
54	M/s. K.K.C. Foundation	5,000.00	-	5,000.00
55	M/s. Abul Hossain	3,943.00	-	3,943.00
56	M/s. Ali Ahmed Cont.	2,971.00	-	2,971.00
57	M/s. Abu Taleb	10,000.00	-	10,000.00
58	M/s. Azad Eng. Works	3,500.00	-	3,500.00
59	M/s. Auto International	1,000.00	-	1,000.00
60	M/s. Asia Rubber Corp.	1,640.00	-	1,640.00
61	M/s. B.Rahman Auto Supply	692.00	-	692.00
62	M/s. Binimoy Enterprise	703.00	-	703.00
63	M/s. Bonani Hardware Mart	600.00	-	600.00
64	M/s. Bangladesh Ind.	1,550.00	-	1,550.00
65	M/s. Business Machineries & Equipt.	587.00	-	587.00
66	M/s. Bilash Biponi	4,000.00	-	4,000.00
67	M/s. B. Alam & Sons	4,000.00	-	4,000.00
68	M/s. Bashundhara Trade Int.	5,600.00	-	5,600.00
69	M/s. Bearing Service	3,322.00	-	3,322.00
70	M/s. Bangladesh Chemical Complex	2,571.00	-	2,571.00
71	M/s. Banga Basi Rubber Ind.	8,660.00	-	8,660.00
72	M/s. Belayat Hossain Belal	4,500.00	-	4,500.00
73	M/s. B.K. Traders	6,000.00	-	6,000.00
74	M/s. Boly & Sons	700.00	-	700.00
75	M/s. Bashir & Bros.	37,900.00	-	37,900.00
76	M/s. Bengal Business Int.	1,000.00	-	1,000.00
77	M/s. Chowdhury Trade Int.	5,000.00	-	5,000.00
78	M/s. Chattal Hardware Store	3,150.00	-	3,150.00
79	M/s. Chapion Carbon Ind.	1,007.00	-	1,007.00
80	M/s. Century Hardware Mart	6,485.00	-	6,485.00
81	M/s. Century Enterpriese	1,000.00	-	1,000.00
82	M/s. Chittagong Army & Genaral stores	600.00	-	600.00
83	M/s. Crown Eng. Works	3,284.00	-	3,284.00
84	M/s. Crown Steel Furniture	4,500.00	-	4,500.00
85	M/s. City Traders	2,195.50	-	2,195.50
86	M/s. Commercial Traders	9,510.00	-	9,510.00
87	M/s. Chamili Eng. Works	3,950.00	-	3,950.00
88	M/s. Chemical & Eng. Const.	54,827.00	-	54,827.00
89	M/s. Confident Eng. Works	42,850.00	-	42,850.00
90	M/s. Confident Store	3,100.00	-	3,100.00
91	M/s. Confident Works	7,137.00	-	7,137.00
92	M/s. Chowdhury Enterprise	1,248.00	-	1,248.00
93	M/s Chand Khali Salt Cr. & Ref.	20,000.00	-	20,000.00
94	M/s. Chaka Binder Ind.	2,405.00	-	2,405.00
95	M/s. Dimond Eng. Works	5,940.00	-	5,940.00
96	M/s. Dimond Eng. Works	5,071.00	-	5,071.00
97	M/s. Dueber International	3,000.00	-	3,000.00
98	M/s. Dinamic Development	6,200.00	-	6,200.00
99	M/s. Dider Electric Company	1,505.00	-	1,505.00
100	M/s. East Bangal Iron Works	2,422.00	-	2,422.00
101	M/s. Elete Motor Works	932.50	-	932.50
102	M/s. East Bangal Iron Motors	600.00	-	600.00
103	M/s. Ever Green Corp.	3,624.00	-	3,624.00
104	M/s. Anam Traders	607.00	-	607.00
105	M/s. Emdadaul Haque	2,700.00	-	2,700.00
106	M/s. Eftakar & Brothers	4,070.00	-	4,070.00
107	M/s. Eastern Electric Corp.	4,240.00	-	4,240.00
108	M/s. East Bengal Auto Agencies	1,000.00	-	1,000.00
109	M/s. East Textile Mills	8,400.00	-	8,400.00
110	M/s. Frashot International	1,165.00	-	1,165.00
111	M/s. Farooq Ahemed	1,000.00	-	1,000.00
112	M/s. Fair Trade Agencies	4,572.50	-	4,572.50
113	M/s. Fair Sales Mart	3,062.50	-	3,062.50
114	M/s. Four Star Enterprise	1,450.00	-	1,450.00



115	M/s. Farnous Treeding Co.	2,100.00	-	2,100.00
116	M/s. Fuji Fency Light House	3,000.00	-	3,000.00
117	M/s. Fuji Yamin	1,155.00	-	1,155.00
118	M/s. Farid & Brothers	1,500.00	-	1,500.00
119	M/s. Gazi Abdul Kader	10,000.00	-	10,000.00
120	M/s. Golam Rubber Ind.	22,794.65	-	22,794.65
121	M/s. G.S. Traders	3,000.00	-	3,000.00
122	M/s. G.S. Enetprise	620.00	-	620.00
123	M/s. Hossain & Brothers	10,000.00	-	10,000.00
124	M/s. Hossain & Brothers	4,335.00	-	4,335.00
125	M/s. Harunur Rashid & Sons	1,630.00	-	1,630.00
126	M/s. Hazi Ahmed Meah Sowdagor	5,000.00	-	5,000.00
127	M/s. Hiriew	1,500.00	-	1,500.00
128	M/s. Home & Overseas Traders	2,165.00	-	2,165.00
129	M/s. Halim Foundation Pvt. Ltd.	757.00	-	757.00
130	M/s. H.O. Hardware Store	3,000.00	-	3,000.00
131	M/s. H.N.S. Ind.	4,805.00	-	4,805.00
132	M/s. Ispahani Morshal	20,475.00	-	20,475.00
133	M/s. Int. Post Control	2,000.00	-	2,000.00
134	M/s. Int. Agency	16,750.00	-	16,750.00
135	M/s. Int. Eng. Ltd.	6,040.00	-	6,040.00
136	M/s. Jailany Trading	1,300.00	-	1,300.00
137	M/s. Janata Trading Corp.	3,000.00	-	3,000.00
138	M/s. Jinu Agncies Int.	1,660.00	-	1,660.00
139	M/s. Hardware Mart	1,650.00	-	1,650.00
140	M/s. Janata Hardware	2,000.00	-	2,000.00
141	M/s. Janata Plastic Ind.	1,995.00	-	1,995.00
142	M/s. Jonaki Scientific Store	1,002.10	-	1,002.10
143	M/s. J.S. Trading Corp.	667.00	-	667.00
144	M/s. Jakson Int.	2,076.00	-	2,076.00
145	M/s. janata Rubber Works	3,705.00	-	3,705.00
146	M/s. Janata Suppliers	3,931.00	-	3,931.00
147	M/s. Jubely Eng. Co.	1,000.00	-	1,000.00
148	M/s Jubely Eng. Works	2,000.00	-	2,000.00
149	M/s Jewel Traders	800.00	-	800.00
150	M/s. Jupiter Com. Centere	3,000.00	-	3,000.00
151	M/s. Jamuna Salt Cr. Factory	5,000.00	-	5,000.00
152	M/s Jees Enterprise	1,000.00	-	1,000.00
153	M/s. Kashem Bros.	25,000.00	-	25,000.00
154	M/s. Khaja Rubbers Ind.	2,008.00	-	2,008.00
155	M/s. Kamal Enterprise & Prod.	1,000.00	-	1,000.00
156	M/s Khaja Baba Steel Ind.	15,000.00	-	15,000.00
157	M/s. Khaja Baba Traders	2,800.00	-	2,800.00
158	M/s. Kap Cemicals	15,787.75	-	15,787.75
159	M/s Kakoli Eng. Works	3,367.00	-	3,367.00
160	M/s. Kanchan Eng. & Electric Pord.	3,375.00	-	3,375.00
161	M/s. Kamal Ind. Pvt. Ltd.	10,000.00	-	10,000.00
162	M/s. Key on Trading	105,000.00	-	105,000.00
163	M/s. Kazi Md. Mostafa Motor Workshop	8,239.50	-	8,239.50
164	M/s. Khawaja Enterprise	1,026.00	-	1,026.00
165	M/s. Kawser Traders	3,000.00	-	3,000.00
166	M/s. L.B. Eng. Works	1,268.00	-	1,268.00
167	M/s. Lita Enterprise	4,000.00	-	4,000.00
168	M/s. Luna Eng. Works	3,410.00	-	3,410.00
169	M/s. Lushai Motor Works	7,221.00	-	7,221.00
170	M/s. Luckey Hardware Mart	1,000.00	-	1,000.00
171	M/s. Monos Traders	4,000.00	-	4,000.00
172	M/s. Mhoammadi Enterprise	2,500.00	-	2,500.00
173	M/s. M. Rahman & Sons	1,350.00	-	1,350.00
174	M/s Moon Moon Enterprise	1,020.00	-	1,020.00
175	M/s. Mutual Trading Co.	700.00	-	700.00
176	M/s. Mokbul Ahmed Bhuiyan	2,950.00	-	2,950.00
177	M/s. Mosaraf Hossain	18,000.00	-	18,000.00



178	M/s. Monars Trading Corp.	1,697.00	-	1,697.00
179	M/s. Metro Electric Stores	1,200.00	-	1,200.00
180	M/s. Metro Electric Co.	1,300.00	-	1,300.00
181	M/s. Midway Int.	9,120.00	-	9,120.00
182	M/s. Midtown Trad line	14,700.00	-	14,700.00
183	M/s. Midfor Int.	2,100.00	-	2,100.00
184	M/s. A.K. Traders	850.00	-	850.00
185	M/s. Modern Traders	1,100.00	-	1,100.00
186	M/s. M.R. Corporation	4,350.00	-	4,350.00
187	M/s. Mahabub Eng. Works	1,840.00	-	1,840.00
188	M/s. M.S. Corporation	616.30	-	616.30
189	M/s. Mohshin Eng. Works	4,683.00	-	4,683.00
190	M/s. M.D. Eshak	3,500.00	-	3,500.00
191	M/s. M. Rahman & Sons	565.00	-	565.00
192	M/s. Mofiz Autos	1,260.00	-	1,260.00
193	M/s. M.A. Mollah & Sons	2,823.00	-	2,823.00
194	M/s. Modern Trading & Sons	4,108.36	-	4,108.36
195	M/s. M.M. Haque & Sons	2,018.51	-	2,018.51
196	M/s. Mojumder Trading Corp.	602.00	-	602.00
197	M/s. Maizuddin Eng. Works	2,325.00	-	2,325.00
198	M/s. Mahamudul Alam Khan	2,000.00	-	2,000.00
199	M/s. Marue Int.	2,850.00	-	2,850.00
200	M/s. Mecca Iodic Salt	10,000.00	-	10,000.00
201	M/s. Morum Enterprise	10,000.00	-	10,000.00
202	M/s. M.H. Chemical Ind.	6,750.00	-	6,750.00
203	M/s Nirman & Associate	1,250.00	-	1,250.00
204	M/s. New Era Steel Mills	4,000.00	-	4,000.00
205	M/s. N. Rahaman & Co.	52,000.00	-	52,000.00
206	M/s. Nur Nabi Const.	7,207.00	-	7,207.00
207	M/s. National Eng. Works	2,300.00	-	2,300.00
208	M/s. National Brothers Chemical	6,000.00	-	6,000.00
209	M/s. Noabpur Trading Corp.	5,120.00	-	5,120.00
210	M/s. Nasir Uddin Ahmed	21,500.00	-	21,500.00
211	M/s. N.R. Enterprise	1,500.00	-	1,500.00
212	M/s. National Enterprise	1,320.00	-	1,320.00
213	M/s. Nobajug Banijasangstha	54,100.00	-	54,100.00
214	M/s. Nava Enterprise	10,000.00	-	10,000.00
215	M/s. Ok. Enterprise	2,420.00	-	2,420.00
216	M/s. Offa Enterprise	1,187.20	-	1,187.20
217	M/s. Oporupa Agencies	3,191.00	-	3,191.00
218	M/s. Pioneer Hardwares	2,995.00	-	2,995.00
219	M/s. Pioneer Motor Works	2,025.00	-	2,025.00
220	M/s. Progoti Int.	4,900.00	-	4,900.00
221	M/s. Peoples Eng.	4,500.00	-	4,500.00
222	M/s. Pi-Chemic	3,000.00	-	3,000.00
223	M/s. Progressive Trading	4,000.00	-	4,000.00
224	M/s. Pubali Eng. Works	2,700.00	-	2,700.00
225	M/s. Panama Traders	1,000.00	-	1,000.00
226	M/s. Popular Eng. Works	1,800.00	-	1,800.00
227	M/s. Pubali Rubber Ind.	1,687.50	-	1,687.50
228	M/s. P.S. Enterprise	10,000.00	-	10,000.00
229	M/s. Rajib Hossain & Co.	2,300.00	-	2,300.00
230	M/s. R & I International	1,550.00	-	1,550.00
231	M/s. R.G. Enterprise	611.87	-	611.87
232	M/s Reliane Timber Ind.	1,000.00	-	1,000.00
233	M/s. Rupali & Brothers	2,430.00	-	2,430.00
234	Reliable Hardware & Tools Centre	1,200.00	-	1,200.00
235	M/s. Reliance Hardware	2,000.00	-	2,000.00
236	M/s. Rani Enterprise	2,000.00	-	2,000.00
237	M/s. Rahimpur Eng. Works	4,520.00	-	4,520.00
238	M/s. Rana Eng. Workshop	3,000.00	-	3,000.00
239	M/s. R.M. International	4,440.00	-	4,440.00



240	M/s. Rani Traders	43,142.00	-	43,142.00
241	M/s. Razzak & Brothers	0.31	-	0.31
242	M/s. Rafiq Traders	10,000.00	-	10,000.00
243	M/s. Rupon Enterprise	10,000.00	-	10,000.00
244	M/s. Sadi Trading Agency	1,000.00	-	1,000.00
245	M/s. Sunlight Moulding & Eng. Works	1,144.00	-	1,144.00
246	M/s. Shahi Pharmacy	1,000.00	-	1,000.00
247	M/s. Sky Hight Int.	2,695.00	-	2,695.00
248	M/s. Sikder Brothers & Co.	20,000.00	-	20,000.00
249	M/s. S.K. Trading Corporation	583.00	-	583.00
250	M/s. Support Dazzing Corp.	2,000.00	-	2,000.00
251	M/s. S.M. Enterprise	5,837.50	-	5,837.50
252	M/s. Shubur Eng. Works	25,019.00	-	25,019.00
253	M/s. S.R. Enterprise	1,918.00	-	1,918.00
254	M/s. S.S. Alam	2,000.00	-	2,000.00
255	M/s. S.M. Soror Alam	4,000.00	-	4,000.00
256	M/s. Star Lucky Stores	708.20	-	708.20
257	M/s. Shahadat Hossain Chowdhury	980.03	-	980.03
258	M/s. Shilpi Rubber & Eng. Works	1,180.00	-	1,180.00
259	M/s. Shilpi Eng. Works	2,000.00	-	2,000.00
260	M/s. Solar Cost	27,500.00	-	27,500.00
261	M/s. Sher Ali	1,000.00	-	1,000.00
262	M/s. Spark Impex	1,270.00	-	1,270.00
263	M/s. S.H. Enterprise	1,085.00	-	1,085.00
264	M.s. Surma Stores Supplies	872.00	-	872.00
265	M/s. Survehi Tools Center	3,000.00	-	3,000.00
266	M/s. Shapla Enterprise	1,500.00	-	1,500.00
267	M/s. S.K.F. Int.	1,000.00	-	1,000.00
268	M/s. Suprime Trade Int.	7,100.00	-	7,100.00
269	M/s. Shanta Eng. Works	3,475.00	-	3,475.00
270	M/s. Shanta Ind.	1,750.00	-	1,750.00
271	M/s. S.S. Eng. Works	1,000.00	-	1,000.00
272	M/s. S.N. Shakil Akthar	4,000.00	-	4,000.00
273	M/s. Sayed & Brothers	1,000.00	-	1,000.00
274	M/s. Sagar Eng. Works	1,000.00	-	1,000.00
275	M/s. Samata Rubber Ind.	1,222.00	-	1,222.00
276	M/s. Shah Chand Salt Ind.	5,000.00	-	5,000.00
277	M/s. Sapan Malal Enterprise	7,865.00	-	7,865.00
278	M/s. Square Mettalic Crop.	2,500.00	-	2,500.00
279	M/s. Shanji Trading & Suppliers	2,400.00	-	2,400.00
280	M/s. Md. Shahid Ullah	5,457.50	-	5,457.50
281	M/s. Sobn Traders	4,500.00	-	4,500.00
282	M/s. Saleh & Sons	5,000.00	-	5,000.00
283	M/s. South Asia & Eng. Works	10,000.00	-	10,000.00
284	M/s. Md. Shiraj Uddin	3,525.00	-	3,525.00
285	M/s. Shaid Enterprise	3,026.00	-	3,026.00
286	M/s. Star Light Mulding & Eng. Works	638.00	-	638.00
287	M/s. S.B. Trading Co.	10,000.00	-	10,000.00
288	M/s. Sumon Enterprise	470.00	-	470.00
289	M/s. The Bosterm Eng. Works	781.75	-	781.75
290	M/s. Trade Weing BD Ltd.	2,900.00	-	2,900.00
291	M/s. Taj Corp.	1,280.00	-	1,280.00
292	M/s. The Timber Plage	7,820.00	-	7,820.00
293	M/s. The Motherland Builders	924.00	-	924.00
294	M.s. Total Entprise	1,584.00	-	1,584.00
295	M/s. Techno Chemical Ind. Pvt. Ltd.	3,000.00	-	3,000.00
296	M/s Trade Channel	2,379.84	-	2,379.84
297	M/s. Talukder Treders	812.00	-	812.00
298	M/s. The Royal Electric Services	3,000.00	-	3,000.00
299	M/s. Trans Trade International	13,899.40	-	13,899.40
300	M/s. The Techique	50,000.00	-	50,000.00
301	M/s. Trading Eng. Const.	5,500.00	-	5,500.00
302	M/s. Unnayan Enterprise	8,534.50	-	8,534.50



303	M/s. United Trading Crop.	2,900.00	-	2,900.00
304	M/s. Ultra Eng. Works	14,594.00	-	14,594.00
305	M/s. Usha Eng. Works	4,357.00	-	4,357.00
306	M/s. Usha Salt Ind.	550.00	-	550.00
307	M/s. Univesal Enterprise	47,976.00	-	47,976.00
308	M/s. Univesal Eng.	6,000.00	-	6,000.00
309	M/s. Unique Scintifice Mart	3,000.00	-	3,000.00
310	M/s. United Entripse	2,000.00	-	2,000.00
311	M/s. Udayan Press	3,000.00	-	3,000.00
312	M/s. Vanus Trading Crop.	576.00	-	576.00
313	M/s. Wakil Ahmed	1,040.00	-	1,040.00
314	M/s. World Wide Traders	5,169.00	-	5,169.00
315	M/s. Wahid Brtothers	1,215.00	-	1,215.00
316	M/s. Wahid Corporation	526.00	-	526.00
317	M/s. Wahid & Brothers Steel Works	1,330.00	-	1,330.00
318	M/s. Z.A. Electric	750.00	-	750.00
319	M/s. Islam & Brothers	3,605.00	-	3,605.00
320	M/s. Zarin Trade Co.	1,325.70	-	1,325.70
321	M/s. Zakir Paribahan	10,000.00	-	10,000.00
322	M/s. Islam Taj Brothers	1,500.00	-	1,500.00
Total Taka		1,712,643.36	-	1,712,643.36



KARNAPHULI RAYON & CHEMICALS LTD
CHANDRAGHONA

Schedule of Advance Against Income Tax
For the year ended 30th June 2020

Note No. 29


Sl. No	Name Of The Party	Balance as on 30th June 2020	Adjustment during the year	Balance as on 30th June 2019
1	M/s. Abdul Quader	4,000.00	-	4,000.00
2	M/s. Alam Silk Ind.	10,000.00	-	10,000.00
3	M/s. Arif Cottage Ind.	10,000.00	-	10,000.00
4	M/s. Akber Ind.	19,600.00	-	19,600.00
5	M/s A.K. Silks Ind.	4,000.00	-	4,000.00
6	M/s. Alam Traders	4,000.00	-	4,000.00
7	M/s. Abdus Sobahan Meacch	4,000.00	-	4,000.00
8	M/s. Asio Textile	10,000.00	-	10,000.00
9	M/s. Abdus Samad	1,000.00	-	1,000.00
10	M/s. Akala Traders	4,000.00	-	4,000.00
11	M/s. Alam Traders	5,000.00	-	5,000.00
12	M/s. Al-Islam Paper House	2,000.00	-	2,000.00
13	M/s. Ashraf Traders	2,000.00	-	2,000.00
14	M/s. Alam Paper House	2,000.00	-	2,000.00
15	M/s. AL- Hanan Traders	5,000.00	-	5,000.00
16	M/s. Ahmed Safi & Brothers	2,000.00	-	2,000.00
17	M/s. Abul Kashem	2,000.00	-	2,000.00
18	M/s. Alangir Trading	2,000.00	-	2,000.00
19	M/s. Al Helal Traders	5,000.00	-	5,000.00
20	M/s. Ahmed Safi & Brothers	2,000.00	-	2,000.00
21	M/s. Shamim Nabi Sawdagor	2,000.00	-	2,000.00
22	M/s Akhter & co.	411.00	-	411.00
23	M/s Anmesh Barua	2,000.00	-	2,000.00
24	M/s Anupam	2,000.00	-	2,000.00
25	M/s. Abdul Hakim Store	2,000.00	-	2,000.00
26	M/s. Ahmed & Sons	2,000.00	-	2,000.00
27	M/s. Asif Enterprise	2,000.00	-	2,000.00
28	M/s. Alam Paper House	2,000.00	-	2,000.00
29	M/s. Alam Paper House	2,000.00	-	2,000.00
30	M/s. Ali Enterprise	2,000.00	-	2,000.00
31	M/s. Apurba Traders	2,000.00	-	2,000.00
32	M/s AL Hayet Trading	2,000.00	-	2,000.00
33	M/s. Adersha Paper House	2,000.00	-	2,000.00
34	M/s. Azad Paper Depo	2,000.00	-	2,000.00
35	M/s. Alena Paper House	2,000.00	-	2,000.00
36	M/s. Ajmeer Paper House	2,000.00	-	2,000.00
37	M/s Anwar & Brothers	2,000.00	-	2,000.00
38	M/s. Annue Trading	2,000.00	-	2,000.00
39	M/s. Alangir Brothers	2,000.00	-	2,000.00
40	M/s. A Wahab & Sons	2,000.00	-	2,000.00
41	M/s. Abu Ahmed & co.	2,000.00	-	2,000.00
42	M/s Ali Paper & Stationary	2,000.00	-	2,000.00
43	M/s. Aftab Paper Mart	2,000.00	-	2,000.00
44	M/s. Ahmed & Sons	5,000.00	-	5,000.00
45	M/s. Akhter Store	2,000.00	-	2,000.00
46	M/s Ashraf Traders	2,000.00	-	2,000.00
47	M/s. Anwar Paper House	2,000.00	-	2,000.00
48	M/s. Apurba Paper House	2,000.00	-	2,000.00
49	M/s. A Jalil & Sons	2,000.00	-	2,000.00
50	M/s. Hakim & Co.	2,000.00	-	2,000.00
51	M/s. Ahsan Brothers	2,000.00	-	2,000.00
52	M/s. Al-Amin Traders	2,000.00	-	2,000.00
53	M/s. Alam & Brothers	2,000.00	-	2,000.00



54	M/s. Al- Hemd Textile Mills	10,600.00	-	10,600.00
55	M/s Ahmed Papers Depo	2,000.00	-	2,000.00
56	M/s. Abul Khan	2,000.00	-	2,000.00
57	M/s. Alam & Sons	2,000.00	-	2,000.00
58	M/s. Ajmeer Enterprise	2,000.00	-	2,000.00
59	M/s. Anamika	5,000.00	-	5,000.00
60	M/s. Al- Azad	2,000.00	-	2,000.00
61	M/s. AB Traders	2,000.00	-	2,000.00
62	M/s. Agrabad Paper House	2,000.00	-	2,000.00
63	M/s. Ali Mail Store	2,000.00	-	2,000.00
64	M/s. Amina Enterprise	2,000.00	-	2,000.00
65	M/s. A.K Traders	4,000.00	-	4,000.00
66	M/s. Abdul Gani	4,000.00	-	4,000.00
67	M/s Al Jala Paper Depo	2,000.00	-	2,000.00
68	M/s Amir Hossain Meah	4,000.00	-	4,000.00
69	M/s Abdul Hai Dewan	4,000.00	-	4,000.00
70	M/s Ali Trading	5,000.00	-	5,000.00
71	M/s Ali Hossain Chowdhury	2,000.00	-	2,000.00
72	M/s Abser Traders	2,000.00	-	2,000.00
73	M/s. Al Amin	4,000.00	-	4,000.00
74	M/s. Al Madina Textile Twist Ind.	10,000.00	-	10,000.00
75	M/s Ali & Co.	4,000.00	-	4,000.00
76	M/s Al-Amin Enterprise	2,000.00	-	2,000.00
77	M/s Akber Paper House	2,000.00	-	2,000.00
78	M/s Wadud Dewan	2,000.00	-	2,000.00
79	M/s. Arif Traders	2,000.00	-	2,000.00
80	M/s. A.G.M Enterprise	2,000.00	-	2,000.00
81	M/s. Amjad Silk Ind.	10,000.00	-	10,000.00
82	M/s. Ali & Brothers	4,000.00	-	4,000.00
83	M/s. Arif Twesting Textiles	10,000.00	-	10,000.00
84	M/s. Al-Amin Traders	4,000.00	-	4,000.00
85	M/s Amin Uddin Biri Factory	10,000.00	-	10,000.00
86	M/s Abul Biri Factory	10,000.00	-	10,000.00
87	M/s Alamin Bread & Biscuit	10,000.00	-	10,000.00
88	M/s Akiz Biri Factory	10,000.00	-	10,000.00
89	M/s Abdullah & Brothers	4,000.00	-	4,000.00
90	M/s Art Silk Store	4,000.00	-	4,000.00
91	M/s Bithi	4,000.00	-	4,000.00
92	M/s Bismillah Silk Ind	4,000.00	-	4,000.00
93	M/s Bismillah Year Traders	4,000.00	-	4,000.00
94	M/s Bhadry Paper Store	2,000.00	-	2,000.00
95	M/s Bichitra Biponi	2,000.00	-	2,000.00
96	M/s Bakhtiyar Enterprise	2,000.00	-	2,000.00
97	M/s Babul Traders	2,000.00	-	2,000.00
98	M/s Baby Enterprise	2,000.00	-	2,000.00
99	M/s Babli Store	2,000.00	-	2,000.00
100	M/s Bhuiyan Paper House	2,000.00	-	2,000.00
101	M/s Bablu Brothers	2,000.00	-	2,000.00
102	M/s Barkat Store	2,000.00	-	2,000.00
103	M/s Bengali Paper & Book Depo	2,000.00	-	2,000.00
104	M/s. Brothers Trading House	2,000.00	-	2,000.00
105	M/s. Binimoy Banijja Bitan	2,000.00	-	2,000.00
106	M/s. Beauty Enterprise	2,000.00	-	2,000.00
107	M/s Balaka Enterprise	2,000.00	-	2,000.00
108	M/s. Bijan Trading	2,000.00	-	2,000.00
109	M/s Bahar Paper Emporium	2,000.00	-	2,000.00
110	M/s Bismilla Paper Agency	2,000.00	-	2,000.00
111	M/s. B.M Traders	2,000.00	-	2,000.00
112	M/s. Banijjik Sangstha	2,000.00	-	2,000.00
113	M/s Bhaiya & Co.	2,000.00	-	2,000.00
114	M/s Bhai Bhai Store	2,000.00	-	2,000.00
115	M/s. Bangladesh Traders	4,000.00	-	4,000.00



116	M/s Bismillah Store	2,000.00	-	2,000.00
117	M/s Bagdad Paper House	2,000.00	-	2,000.00
118	M/s Bogura Twesting Ind	10,000.00	-	10,000.00
119	M/s. Bhai Bhai Textile Mills	10,000.00	-	10,000.00
120	M/s Bargs Ltd	10,000.00	-	10,000.00
121	M/s. Bhai Bhai Traders	4,000.00	-	4,000.00
122	M/s Bangla Carbide Ltd.	10,000.00	-	10,000.00
123	M/s Chowdhury Store	2,000.00	-	2,000.00
124	M/s Chowdhury Brothers	2,000.00	-	2,000.00
125	M/s Chowdhury Enterprise	5,000.00	-	5,000.00
126	M/s. Chowdhury Agencies	2,000.00	-	2,000.00
127	M/s Commercial Trading Corporation	2,000.00	-	2,000.00
128	M/s. City Traders	2,000.00	-	2,000.00
129	M/s Continental Press	2,000.00	-	2,000.00
130	M/s. Continental Traders	2,000.00	-	2,000.00
131	M/s. Crown Paper House	2,000.00	-	2,000.00
132	M/s. Chittagong Paper House	2,000.00	-	2,000.00
133	M/s. Chittagong Paper House	2,000.00	-	2,000.00
134	M/s. Jhokesh printing press	10,000.00	-	10,000.00
135	M/s. Dimond silk ind.	37,420.00	-	37,420.00
136	M/s. Das Brothers	4,000.00	-	4,000.00
137	M/s. Dohar Paper House	2,000.00	-	2,000.00
138	m/s. Dina	2,000.00	-	2,000.00
139	M/s. Disco Traders	2,000.00	-	2,000.00
140	M/s. Diamond Traders	2,000.00	-	2,000.00
141	M/s. Decent Paper House	2,000.00	-	2,000.00
142	M/s. Dhaka Traders	2,000.00	-	2,000.00
143	M/s. Dhaka Paper House	2,000.00	-	2,000.00
144	M/s. Das & Brothers	2,000.00	-	2,000.00
145	M/s. Dawad Kandi Shilpo S. Samity	4,000.00	-	4,000.00
146	M/s. Dhaka Tobacco ind.	10,000.00	-	10,000.00
147	M/s. Everest Corp.	2,000.00	-	2,000.00
148	M/s. Hasan Paper House	2,000.00	-	2,000.00
149	M/s. Evraz Paper House	2,000.00	-	2,000.00
150	M/s. Eastern Traders	2,000.00	-	2,000.00
151	M/s. Ffive Star silk mills ltd.	6.00	-	6.00
152	M/s. F. Haque Enterprise	2,000.00	-	2,000.00
153	M/s. Faridul Alam & Sons	2,000.00	-	2,000.00
154	M/s. Five Star Trading Syndicate	2,000.00	-	2,000.00
155	M/s. Friends Stationary supply	2,000.00	-	2,000.00
156	M/s. Faiz Enterprise	2,000.00	-	2,000.00
157	M/s Faruk Traders	2,000.00	-	2,000.00
158	M/s. Faisal Trading & corporaion	2,000.00	-	2,000.00
159	M/s. Faisal Trading & corporaion	2,000.00	-	2,000.00
160	M/s. Faridpur Traders	2,000.00	-	2,000.00
161	M/s. Farooq brothers & company	2,000.00	-	2,000.00
162	M/s. Farid & brothers	2,000.00	-	2,000.00
163	M/s. Feni Paper House	5,000.00	-	5,000.00
164	M/s. F.C Logence factory	2,000.00	-	2,000.00
165	M/s. Friends International	2,000.00	-	2,000.00
166	M/s. Feroz enterprise	2,000.00	-	2,000.00
167	M/s. G.N Brothers	4,000.00	-	4,000.00
168	M/s. Gopaldi Yearn Traders	4,000.00	-	4,000.00
169	M/s. Gazi & co.	2,000.00	-	2,000.00
170	M/s. General Paper House	2,000.00	-	2,000.00
171	M/s. Goni Paper House	2,000.00	-	2,000.00
172	M/s. Galaxy Food & Chemical Ind.	2,000.00	-	2,000.00
173	M/s. Green Paper House	2,000.00	-	2,000.00
174	M/s. Ghesse Paper House	2,000.00	-	2,000.00
175	M/s. Gohira Paper House	2,000.00	-	2,000.00
176	M/s. Glove Food Complex	2,000.00	-	2,000.00
177	M/s. Gulzar Hossain	8,000.00	-	8,000.00



178	M/s. G.R Enterprise	2,000.00	-	2,000.00
179	M/s. Hera Waving Factory	5,200.00	-	5,200.00
180	M/s. Hoque Silk Ind.	10,000.00	-	10,000.00
181	M/s. Hasmat Traders	4,000.00	-	4,000.00
182	M/s. Hussain textile mills ltd.	10,000.00	-	10,000.00
183	M/s. Haque Traders	2,000.00	-	2,000.00
184	M/s. Haque Agency	2,000.00	-	2,000.00
185	M/s. Haki Nurul Alam Bro.	2,000.00	-	2,000.00
186	M/s. Hussain Chemical works	2,000.00	-	2,000.00
187	M/s. Hussain Jahan & Co.	2,000.00	-	2,000.00
188	M/s. Harun Brothers	2,000.00	-	2,000.00
189	M/s. Hossen Enterprise	2,000.00	-	2,000.00
190	M/s. Hafiz Paper House	2,000.00	-	2,000.00
191	M/s. Habib Bro.	2,000.00	-	2,000.00
192	M/s Hanan & Bro.	2,000.00	-	2,000.00
193	M/s. Habia Trading Corporation	2,000.00	-	2,000.00
194	M/s. Holi Trading Corporation	2,000.00	-	2,000.00
195	M/s. Hira Enterprise	2,000.00	-	2,000.00
196	M/s. Hira Paper House	2,000.00	-	2,000.00
197	M/s. Hanif Paper House	2,000.00	-	2,000.00
198	M/s. Hussain Traders	2,000.00	-	2,000.00
199	M/s. Hafiz & Co.	2,000.00	-	2,000.00
200	M/s. Hassan Enterprise	2,000.00	-	2,000.00
201	M/s. Harun Trading Corporation	2,000.00	-	2,000.00
202	M/s. Habib & Sons	2,000.00	-	2,000.00
203	M/s. Hassan & Bro.	2,000.00	-	2,000.00
204	M/s. Hoque & Sons	2,000.00	-	2,000.00
205	M/s. Hossain Paper House	2,000.00	-	2,000.00
206	M/s. Hazratpur Paper House	2,000.00	-	2,000.00
207	M/s. Hoque Textile & Twisting Mills	10,000.00	-	10,000.00
208	M/s H.M Enterprise	2,000.00	-	2,000.00
209	M/s. Hossain & Sons	2,000.00	-	2,000.00
210	M/s. Hossain & Bro.	2,000.00	-	2,000.00
211	M/s. Harun & Bro.	2,000.00	-	2,000.00
212	M/s. Hasan Trading Corporation	2,000.00	-	2,000.00
213	M/s. Haider Paper Associate	2,000.00	-	2,000.00
214	M/s. Hossen Traders	2,000.00	-	2,000.00
215	M/s. Hariz Uddin Mollah	4,000.00	-	4,000.00
216	M/s. Hajee Badsha Meah & Sons	4,000.00	-	4,000.00
217	M/s. Habiba Enterprise	2,000.00	-	2,000.00
218	M/s. Himachal Chalate Ind.	2,000.00	-	2,000.00
219	M/s. Hoque Tap & Bred Ind.	10,000.00	-	10,000.00
220	M/s. Islam & Co.	2,000.00	-	2,000.00
221	M/s. Islam Corp.	2,000.00	-	2,000.00
222	M/s. Islam Paper & Co. Ind.	2,000.00	-	2,000.00
223	M/s. Ishaq & Sons	2,000.00	-	2,000.00
224	M/s. Iftkhar Mahfuz	2,000.00	-	2,000.00
225	M/s. Ismail Enterprise	5,000.00	-	5,000.00
226	M/s. Inter Trade Agencies	2,000.00	-	2,000.00
227	M/s. Islam & Bro.	4,000.00	-	4,000.00
228	M/s. Islam Corp.	5,000.00	-	5,000.00
229	M/s. Islam & Co.	2,000.00	-	2,000.00
230	M/s. Islam Enterprise	2,000.00	-	2,000.00
231	M/s. Jamuna Twisting Mills	4,000.00	-	4,000.00
232	M/s. Jhura khatun	4,000.00	-	4,000.00
233	M/s. Jweel Twisting ltd.	2,000.00	-	2,000.00
234	M/s. Janata Color Store	4,000.00	-	4,000.00
235	M/s. Jibon Traders	4,000.00	-	4,000.00
236	M/s. Jamal Paper House	2,000.00	-	2,000.00
237	M/s. Jashim Uddin & Bro.	2,000.00	-	2,000.00
238	M/s. Jahanara Mahmud & Co.	2,000.00	-	2,000.00
239	M/s. Janata Paper House	2,000.00	-	2,000.00
240	M/s. Jhamur Enterprise	2,000.00	-	2,000.00



241	M/s. Jafar & Bro.	2,000.00	-	2,000.00
242	M/s. Janat Ent.	2,000.00	-	2,000.00
243	M/s. Jafar Ent.	2,000.00	-	2,000.00
244	M/s. Janata Paper House	2,000.00	-	2,000.00
245	M/s. Jewel Traders	2,000.00	-	2,000.00
246	M/s. Jharna Trading Agencies	2,000.00	-	2,000.00
247	M/s. Jiek Enterprise	2,000.00	-	2,000.00
248	M/s. Jame & Co.	2,000.00	-	2,000.00
249	M/s. Julia Paper & Stationary	2,000.00	-	2,000.00
250	M/s. Jahangir Traders	4,000.00	-	4,000.00
251	M/s. Janat Textile Mills Ltd.	10,000.00	-	10,000.00
252	M/s. Jamal Paper Trading	2,000.00	-	2,000.00
253	M/s. Jahid Enterprise	2,000.00	-	2,000.00
254	M/s. Joint Textils	10,000.00	-	10,000.00
255	M/s. Jamal & General Mills	10,000.00	-	10,000.00
256	M/s. Jatindar Chandra Shah	4,000.00	-	4,000.00
257	M/s. Jamat & Co.	4,000.00	-	4,000.00
258	M/s. Janata Slik & Twisting	5,000.00	-	5,000.00
259	M/s. Karnaphuli Traders	4,000.00	-	4,000.00
260	M/s. Karnaphuli Traders	4,000.00	-	4,000.00
261	M/s. Karnaphuli Cottage Ind.	32,668.00	-	32,668.00
262	M/s. kitish Chandra Roy	4,000.00	-	4,000.00
263	M/s. Khan Textile Mills Ltd.	10,000.00	-	10,000.00
264	M/s. Kagajalay	2,000.00	-	2,000.00
265	M/s. Khursid Enterprise	2,000.00	-	2,000.00
266	M/s. Khawja Paper House	2,000.00	-	2,000.00
267	M/s. Kazi Paper & Co. Ltd.	2,000.00	-	2,000.00
268	M/s. K Rohim & Co.	2,000.00	-	2,000.00
269	M/s. khawja Traders	2,000.00	-	2,000.00
270	M/s. Kohinur paper House	5,000.00	-	5,000.00
271	M/s. Khasem & Co.	2,000.00	-	2,000.00
272	M/s. Kazi Paper House	2,000.00	-	2,000.00
273	M/s. Kagoj Biponi	2,000.00	-	2,000.00
274	M/s. Khatib Corp.	2,000.00	-	2,000.00
275	M/s. Khaja Paper Mart	2,000.00	-	2,000.00
276	M/s. Karnaphuli Paper Depo	5,000.00	-	5,000.00
277	M/s. Karnaphuli Paper Mart	5,000.00	-	5,000.00
278	M/s. Khulna Paper Dipo	2,000.00	-	2,000.00
279	M/s. Kasmiri Paper Mart	2,000.00	-	2,000.00
280	M/s. Kazi & Sons	2,000.00	-	2,000.00
281	M/s. Karnaphuli Paper Mart	2,000.00	-	2,000.00
282	M/s. Khdiya Trade Int.	2,000.00	-	2,000.00
283	M/s. Kalam Paper House	2,000.00	-	2,000.00
284	M/s. Khalek & Sons	2,000.00	-	2,000.00
285	M/s. Kowni Paper Syndicate	2,000.00	-	2,000.00
286	M/s. Khaled Hossain & Co.	2,000.00	-	2,000.00
287	M/s. Kamal Paper House	2,000.00	-	2,000.00
288	M/s. Kasham Textile Mills	2,000.00	-	2,000.00
289	M/s Karim Trading Agency	4,000.00	-	4,000.00
290	M/s. Kamal Textile Mills Ltd.	10,000.00	-	10,000.00
291	M/s. Kazi Commercial Corp.	2,000.00	-	2,000.00
292	M/s Kazi Jamir Paper Stores	2,000.00	-	2,000.00
293	M/s. Korim & Co.	2,000.00	-	2,000.00
294	M/s. Kadir & Brothers	5,000.00	-	5,000.00
295	M/s. Khan Textiles	4,000.00	-	4,000.00
296	M/s. Keya Twisting Ind.	10,000.00	-	10,000.00
297	M/s. Lucky Twisting Ind.	10,000.00	-	10,000.00
298	M/s. Lipi Twisting Ind.	10,000.00	-	10,000.00
299	M/s. Lipi Twisting Ind.	4,000.00	-	4,000.00
300	M/s. Liton Kumar Sorkar	4,000.00	-	4,000.00
301	M/s. Lucky Friends Store	2,000.00	-	2,000.00
302	M/s. Lucky Paper Store	2,000.00	-	2,000.00




303	M/s. Lucky paper Store	2,000.00	-	2,000.00
304	M/s. Laboni Textile	10,000.00	-	10,000.00
305	M/s. Liton M. H. Traders	2,000.00	-	2,000.00
306	M/s. Laya Stationery	2,000.00	-	2,000.00
307	M/s. Lucky Tobacco Co.	2,000.00	-	2,000.00
308	M/s. Masud Silk Ind.	4,000.00	-	4,000.00
309	M/s. Merina Ind.	4,000.00	-	4,000.00
310	M/s. Mirza Textiles & Processing Ind.	10,000.00	-	10,000.00
311	M/s. Munshi Textile Ind.	10,000.00	-	10,000.00
312	M/s. Mukbul Silk Ind.	10,000.00	-	10,000.00
313	M/s. Musa & Brothers	4,000.00	-	4,000.00
314	M/s. Mitali Silk Ind.	10,000.00	-	10,000.00
315	M/s. Monir Twisting	17,000.00	-	17,000.00
316	M/s. Md. Mofajjal Hossain	4,000.00	-	4,000.00
317	M/s Mitali Trders	4,000.00	-	4,000.00
318	M/s Mohammadi Textile Mills	20,262.00	-	20,262.00
319	M/s Mukti cotege Ind.	10,000.00	-	10,000.00
320	M/s Md. Hatem Ali	4,000.00	-	4,000.00
321	M/s Abdul Basek	4,000.00	-	4,000.00
322	M/s Md. Abul kalam Azad	4,000.00	-	4,000.00
323	M/s Monowara Twisting Ind.	10,000.00	-	10,000.00
324	M/s Mina Traders	36,002.00	-	36,002.00
325	M/s Meghna International	4,000.00	-	4,000.00
326	M/s Mother Enterprise	2,000.00	-	2,000.00
327	M/s Modern Grape Supply	2,000.00	-	2,000.00
328	M/s Mujb & Sons	2,000.00	-	2,000.00
329	M/s Md. Mujib Uddin	2,000.00	-	2,000.00
330	M/s Mamoon Bro.	2,000.00	-	2,000.00
331	M/s Masud & Co.	2,000.00	-	2,000.00
332	M/s Marber Paper Dipo	2,000.00	-	2,000.00
333	M/s Millat Paper Dipo	2,000.00	-	2,000.00
334	M/s M. Rahman & Co.	2,000.00	-	2,000.00
335	M/s Moni General Store	2,000.00	-	2,000.00
336	M/s Mitul Trading Corp.	2,000.00	-	2,000.00
337	M/s. Mahboob Traders	2,000.00	-	2,000.00
338	M/s. Monifold Traders	2,000.00	-	2,000.00
339	M/s. Kuddus & Brothers	2,000.00	-	2,000.00
340	M/s. Meghna Paper House	2,000.00	-	2,000.00
341	M/s. Meghna Traders	2,000.00	-	2,000.00
342	M/s. M.H. Traders	5,000.00	-	5,000.00
343	M/s. Mobin & Co.	2,000.00	-	2,000.00
344	M/s. Modern & Biponi	2,000.00	-	2,000.00
345	M/s. Modern paper & Building House	2,000.00	-	2,000.00
346	M/s. M. Nurullah & Co.	2,000.00	-	2,000.00
347	M/s. Mahanagar Store	2,000.00	-	2,000.00
348	M/s. M.M. Khan & Co.	2,000.00	-	2,000.00
349	M/s. Md. Abu Tahir	2,000.00	-	2,000.00
350	M/s. Mozafar Ali Chow.	2,000.00	-	2,000.00
351	M/s. Md. Ali Traders	2,000.00	-	2,000.00
352	M/s. Monir hossain & Sons	2,000.00	-	2,000.00
353	M/s. Morson & Co.	2,000.00	-	2,000.00
354	M/s. Manik Gonj Paper Store	2,000.00	-	2,000.00
355	M/s. M.A. Rob Meah	2,000.00	-	2,000.00
356	M/s. Moon Paper Store	2,000.00	-	2,000.00
357	M/s. Mosaraf Enterprise	2,000.00	-	2,000.00
358	M/s. M.R. Trading & Co.	4,000.00	-	4,000.00
359	M/s. Milon Paper House	2,000.00	-	2,000.00
360	M/s. M. Ahmed & Co.	2,000.00	-	2,000.00
361	M/s. M.N. Jahan Store	2,000.00	-	2,000.00
362	M/s. Monaram Trading	2,000.00	-	2,000.00
363	M/s. Mostafizur Rahman Chow.	2,000.00	-	2,000.00
364	M/s. Mujibur Rahman Mahaboob & Co.	5,000.00	-	5,000.00
365	M/s. M.B. Corp.	2,000.00	-	2,000.00

366	M/s. Mondir Paper House	2,000.00	-	2,000.00
367	M/s. Modern Paper House	2,000.00	-	2,000.00
368	M/s. M. H. Ibrahim Akhand	2,000.00	-	2,000.00
369	M/s. Masum Traders	2,000.00	-	2,000.00
370	M/s. Mafuz Enterprise	2,000.00	-	2,000.00
371	M/s. M. Rahman Enterprise	2,000.00	-	2,000.00
372	M/s. Madina Traders	2,000.00	-	2,000.00
373	M/s. M. Farooq & Bro.	2,000.00	-	2,000.00
374	M/s. Masud Enterprise	2,000.00	-	2,000.00
375	M/s. Monowara Corp.	2,000.00	-	2,000.00
376	M/s. Motin Paper & Stationary	5,000.00	-	5,000.00
377	M/s. Masum Enterprise	2,000.00	-	2,000.00
378	M/s. Moon Corp.	2,000.00	-	2,000.00
379	M/s. M.R. Corp.	2,000.00	-	2,000.00
380	M/s. Mahaboob & Bro.	2,000.00	-	2,000.00
381	M/s. Mohammadi & Ind.	10,000.00	-	10,000.00
382	M/s. Morshed & Bro.	2,000.00	-	2,000.00
383	M/s. Molla Yearn traders	4,000.00	-	4,000.00
384	M/s. Mohshen Fabrics Ltd.	10,000.00	-	10,000.00
385	M/s. Modren Traders	2,000.00	-	2,000.00
386	M/s. Mahboob Traders	2,000.00	-	2,000.00
387	M/s. Mamun & Brothers	5,000.00	-	5,000.00
388	M/s. Mojib Twisting & Powerloom Ind.	4,000.00	-	4,000.00
389	M/s. Millat Twisting Ind.	10,000.00	-	10,000.00
390	M/s. Moni Mukul Silk Ind.	10,000.00	-	10,000.00
391	M/s. Majumdar Textiles	10,000.00	-	10,000.00
392	M/s. M. Ali & Co.	2,000.00	-	2,000.00
393	M/s. Modina Ind. Pvt. Ltd.	10,000.00	-	10,000.00
394	M/s. Monir Embroderly & Silk Bitan	10,000.00	-	10,000.00
395	M/s. Motiur Rahman	4,000.00	-	4,000.00
396	M/s. M.A. Traders	4,000.00	-	4,000.00
397	M/s. Noor Silk Ind.	10,000.00	-	10,000.00
398	M/s. Nahar Textiles Twisting Ind.	10,000.00	-	10,000.00
399	M/s. New Shamim Twisting Ind.	5,000.00	-	5,000.00
400	M/s. Noor Textiles	4,000.00	-	4,000.00
401	M/s. Nazrul Islam	4,000.00	-	4,000.00
402	M/s. Nahar Textiles Twisting Ind.	4,000.00	-	4,000.00
403	M/s. Nobin Traders	2,000.00	-	2,000.00
404	M/s. Noor Uddin Biri & Co.	2,000.00	-	2,000.00
405	M/s. Nareen & Traders	2,000.00	-	2,000.00
406	M/s. Noor Library	2,000.00	-	2,000.00
407	M/s. Nazim & Bro.	2,000.00	-	2,000.00
408	M/s. Nabarun & Traders	2,000.00	-	2,000.00
409	M/s. Nabarun & Traders	2,000.00	-	2,000.00
410	M/s. Ali & Sons	2,000.00	-	2,000.00
411	M/s. Noor Jahan Eenterprise	2,000.00	-	2,000.00
412	M/s. Nurul Islam & Bro.	2,000.00	-	2,000.00
413	M/s. Naz Traders	2,000.00	-	2,000.00
414	M/s. Naya Bazar Paper Centre	2,000.00	-	2,000.00
415	M/s. N.M. Panija Bitan	2,000.00	-	2,000.00
416	M/s. Nabin Traders	2,000.00	-	2,000.00
417	M/s. Nahid Croperation	2,000.00	-	2,000.00
418	M/s. Noor & Co.	2,000.00	-	2,000.00
419	M/s. National Stationary Mart.	2,000.00	-	2,000.00
420	M/s. Nizam & Co.	2,000.00	-	2,000.00
421	M/s. National Trading Corp.	5,000.00	-	5,000.00
422	M/s. Nizam & Co.	2,000.00	-	2,000.00
423	M/s. Nur Uddin & Sons	2,000.00	-	2,000.00
424	M/s. N.K. Traders	2,000.00	-	2,000.00
425	M/s. Nilachol Traders	2,000.00	-	2,000.00
426	M/s. Nurul Islam & Bro.	4,000.00	-	4,000.00
427	M/s. Nur Enterprise	2,000.00	-	2,000.00


428	M/s. Nur Ullah Paper House	2,000.00	-	2,000.00
429	M/s. National Twisting Ind.	10,000.00	-	10,000.00
430	M/s. Nur Ahmed	2,000.00	-	2,000.00
431	M/s. Nura Enterprise	2,000.00	-	2,000.00
432	M/s. Rani Twisting Ind.	10,000.00	-	10,000.00
433	M/s. N.M. Agency	2,000.00	-	2,000.00
434	M/s. Nabisco Biscuit & Bread Fac. Ltd.	10,000.00	-	10,000.00
435	M/s. Nur Textile Mills	10,000.00	-	10,000.00
436	M/s. Osman Paper House	2,000.00	-	2,000.00
437	M/s. Oriental Book Binding House	2,000.00	-	2,000.00
438	M/s. Obaid Paper Mart	2,000.00	-	2,000.00
439	M/s. Onik Enterprise	2,000.00	-	2,000.00
440	M/s. Popular Thread Ind.	10,000.00	-	10,000.00
441	M/s. progressive Textile Mills	10,000.00	-	10,000.00
442	M/s. Podma Silk Ind.	10,000.00	-	10,000.00
443	M/s. Phani Bushan Shah	4,000.00	-	4,000.00
444	M/s. padma International	1,000.00	-	1,000.00
445	M/s. Parul Paper House	2,000.00	-	2,000.00
446	M/s. Prattashye Traders	2,000.00	-	2,000.00
447	M/s. Paper House	10,000.00	-	10,000.00
448	M/s. Payara & Bro.	2,000.00	-	2,000.00
449	M/s. Paharika Trading Agency	2,000.00	-	2,000.00
450	M/s. Paradise Papers	2,000.00	-	2,000.00
451	M/s. Popular Trading Corp.	2,000.00	-	2,000.00
452	M/s. Popular Art Building House	2,000.00	-	2,000.00
453	M/s. Popular Art Building House	2,000.00	-	2,000.00
454	M/s. Panna Paper Hosue	2,000.00	-	2,000.00
455	M/s.Papyrus	2,000.00	-	2,000.00
456	M/s. Pakshy Paper House	2,000.00	-	2,000.00
457	M/s. Payari Tarders	2,000.00	-	2,000.00
458	M/s. Protin Sangstha	2,000.00	-	2,000.00
459	M/s. Papyrus	2,000.00	-	2,000.00
460	M/s. Purbachol Traders	2,000.00	-	2,000.00
461	M/s. Parras Enterprise	2,000.00	-	2,000.00
462	M/s. Pacific Traders	2,000.00	-	2,000.00
463	M/s. Prominent Trade Agency	2,000.00	-	2,000.00
464	M/s. Pubali Silk Ind.	10,000.00	-	10,000.00
465	M/s. Progressive Food Ind. Ltd.	10,000.00	-	10,000.00
466	M/s. Qushem & Sons	4,000.00	-	4,000.00
467	M/s. Quaser Traders	2,000.00	-	2,000.00
468	M/s. Rafiqul Islam	4,000.00	-	4,000.00
469	M/s. Ranu Krisna Yara Trading	4,000.00	-	4,000.00
470	M/s. Rahim Twisting Ind.	4,000.00	-	4,000.00
471	M/s. Rayon Silk Ind.	2,000.00	-	2,000.00
472	M/s. Rubal Islam	4,000.00	-	4,000.00
473	M/s. Rupali Silk Ind.	10,000.00	-	10,000.00
474	M/s. Rubel Twisting Ind.	10,000.00	-	10,000.00
475	M/s. Ratu Silk Ind.	10,000.00	-	10,000.00
476	M/s. RusneecCottage Ind.	10,000.00	-	10,000.00
477	M/s. Raj Cloth Ind.	12,900.00	-	12,900.00
478	M/s. Rayon Silk Ind.	8,000.00	-	8,000.00
479	M/s. Rahman Traders	2,000.00	-	2,000.00
480	M/s. Rana Traders	2,000.00	-	2,000.00
481	M/s. Rupali Paper House	2,000.00	-	2,000.00
482	M/s. Rupsa Traders	2,000.00	-	2,000.00
483	M/s. Rong Dong Kagaj Ghar	2,000.00	-	2,000.00
484	M/s. Rahman Stores	2,000.00	-	2,000.00
485	M/s. Rahman Trading	2,000.00	-	2,000.00
486	M/s. Rahman Trading	2,000.00	-	2,000.00
487	M/s. Rupali Trading	2,000.00	-	2,000.00
488	M/s. R.k Enterprise	2,000.00	-	2,000.00
489	M/s. Rukshana Traders	2,000.00	-	2,000.00
490	M/s. Rahim & Co.	2,000.00	-	2,000.00



491	M/s. Rahman Paper House	2,000.00	-	2,000.00
492	M/s. Rahman Trading Corp.	2,000.00	-	2,000.00
493	M/s. Rashid Enterprise	2,000.00	-	2,000.00
494	M/s. Rawzan Paper House	2,000.00	-	2,000.00
495	M/s. Rahim & Brothers	2,000.00	-	2,000.00
496	M/s. Rasel Rony Traders	2,000.00	-	2,000.00
497	M/s. Rafique Enterprise	2,000.00	-	2,000.00
498	M/s. Rangdhanu Paper House	2,000.00	-	2,000.00
499	M/s. Rajib Enterprise	2,000.00	-	2,000.00
500	M/s. Rawshan Traders	2,000.00	-	2,000.00
501	M/s. Rowshan Enterprise	5,000.00	-	5,000.00
502	M/s. Rouf & Bro.	4,000.00	-	4,000.00
503	M/s. Rubnna Enterprise	2,000.00	-	2,000.00
504	M/s. Royel Store	4,000.00	-	4,000.00
505	M/s. Rohim & Co.	2,000.00	-	2,000.00
506	M/s. R.R. Trading Agency	2,000.00	-	2,000.00
507	M/s. Rita Twisting Ind.	10,000.00	-	10,000.00
508	M/s. Rubi Enterprise	4,000.00	-	4,000.00
509	M/s. Star Textile Mills	4,000.00	-	4,000.00
510	M/s. Sowsn Twisting Ind.	10,000.00	-	10,000.00
511	M/s. Sham Sundor	4,000.00	-	4,000.00
512	M/s. Sami Enterprise	4,000.00	-	4,000.00
513	M/s. Shapna Trading	4,000.00	-	4,000.00
514	M/s. Shopna Trading	4,000.00	-	4,000.00
515	M/s. Shopna Traders	4,000.00	-	4,000.00
516	M/s. Shahinoor Silk Ind.	20,000.00	-	20,000.00
517	M/s. Safia Yarn Enterprise	10,000.00	-	10,000.00
518	M/s. Shajahan Weaving Fact.	5,744.00	-	5,744.00
519	M/s. Sumon Enterprise	4,000.00	-	4,000.00
520	M/s. Subarna Textile	10,287.00	-	10,287.00
521	M/s. Sonali Slik Ind.	10,000.00	-	10,000.00
522	M/s. shamin Hossain	4,000.00	-	4,000.00
523	M/s. Shajahan Weaving Fact.	4,000.00	-	4,000.00
524	M/s. Salama Weaving Fact.	4,000.00	-	4,000.00
525	M/s. Sikdar Brother	8,000.00	-	8,000.00
526	M/s. Sarwer Traders	4,000.00	-	4,000.00
527	M/s. Salauddin & Nazimuddin Bhuiyan	4,000.00	-	4,000.00
528	M/s. Sujan Traders	1,000.00	-	1,000.00
529	M/s. Sowdager Traders	4,000.00	-	4,000.00
530	M/s. Sujan Bitan	2,000.00	-	2,000.00
531	M/s. Suraiya Trading Co.	2,000.00	-	2,000.00
532	M/s. Salauddin Traders	2,000.00	-	2,000.00
533	M/s. Supti Enterprise	2,000.00	-	2,000.00
534	M/s. Society Paper Depo.	2,000.00	-	2,000.00
535	M/s. Sonali Paper House	2,000.00	-	2,000.00
536	M/s. Sun Rise Agency	2,000.00	-	2,000.00
537	M/s. Salam Traders	2,000.00	-	2,000.00
538	M/s. Shafique Paper House	2,000.00	-	2,000.00
539	M/s. Shamsuddin Paper Depo	2,000.00	-	2,000.00
540	M/s. Shamser & Brothers	2,000.00	-	2,000.00
541	M/s. Samakar Biponi	2,000.00	-	2,000.00
542	M/s. Shamim Trading Corp.	2,000.00	-	2,000.00
543	M/s. Shapla Printers	2,000.00	-	2,000.00
544	M/s. Shah Traders	2,000.00	-	2,000.00
545	M/s. Siraj & Sons	2,000.00	-	2,000.00
546	M/s. Sujan Paper Agency	2,000.00	-	2,000.00
547	M/s. Sharif Traders	2,000.00	-	2,000.00
548	M/s. Shamoli Trading Crop.	2,000.00	-	2,000.00
549	M/s. Shafali Trading Corp.	2,000.00	-	2,000.00
550	M/s. Shilla Enterprise	2,000.00	-	2,000.00
551	M/s. Shaheen Brothers	2,000.00	-	2,000.00
552	M/s. Shuki Traders	2,000.00	-	2,000.00
553	M/s. Sajahan Paper Stores	2,000.00	-	2,000.00



554	M/s. Shaheen & Co.	2,000.00	-	2,000.00
555	M/s. Salim & Co.	2,000.00	-	2,000.00
556	M/s. Sun Flower	2,000.00	-	2,000.00
557	M/s. Salma Enterprise	2,000.00	-	2,000.00
558	M/s. Sawan Traders	2,000.00	-	2,000.00
559	M/s. Sikdar Brothers	2,000.00	-	2,000.00
560	M/s. Salim & Brothers	2,000.00	-	2,000.00
561	M/s. Shah Amanat Traders	2,000.00	-	2,000.00
562	M/s. Salam Traders	2,000.00	-	2,000.00
563	M/s. Salim & Brothers	2,000.00	-	2,000.00
564	M/s. Shafique & Brothers	2,000.00	-	2,000.00
565	M/s. Siraj Traders	2,000.00	-	2,000.00
566	M/s. Sonargaon Paper House	2,000.00	-	2,000.00
567	M/s. Siddique Traders	2,000.00	-	2,000.00
568	M/s. Sohal & xons	2,000.00	-	2,000.00
569	M/s. Sanagrohi	2,000.00	-	2,000.00
570	M/s. Sorboraha	2,000.00	-	2,000.00
571	M/s. Sonali Paper House	2,000.00	-	2,000.00
572	M/s. Sulab Biponi	2,000.00	-	2,000.00
573	M/s. Sorboraha	2,000.00	-	2,000.00
574	M/s. Sonali Paper House	2,000.00	-	2,000.00
575	M/s. Sulab Biponi	2,000.00	-	2,000.00
576	M/s. Shapla Trading	2,000.00	-	2,000.00
577	M/s. Shema Trading	2,000.00	-	2,000.00
578	M/s. Shadet & Brothers	2,000.00	-	2,000.00
579	M/s. Siday Products Ltd.	5,000.00	-	5,000.00
580	M/s. S.B.C. Traders	2,000.00	-	2,000.00
581	M/s. Shaidur Rahman	5,000.00	-	5,000.00
582	M/s. S. Alam & Co.	2,000.00	-	2,000.00
583	M/s. Sujan Trading House	2,000.00	-	2,000.00
584	M/s. Solar Syndicate	2,000.00	-	2,000.00
585	M/s. Surma Paper House	2,000.00	-	2,000.00
586	M/s. Sifat Book Binding House	2,000.00	-	2,000.00
587	M/s. Salim Corp.	2,000.00	-	2,000.00
588	M/s. Satota Trading	2,000.00	-	2,000.00
589	M/s. Sifat Trading Corp.	2,000.00	-	2,000.00
590	M/s. Sunny Bread & Biscuit Co. Ltd.	5,000.00	-	5,000.00
591	M/s. Shafi Traders	2,000.00	-	2,000.00
592	M/s. Samar Chandra Shah	4,000.00	-	4,000.00
593	M/s. Sukendra Sekhar Roy	4,000.00	-	4,000.00
594	M/s. Sumi Textile Mills	10,000.00	-	10,000.00
595	M/s. Sumi Corp.	2,000.00	-	2,000.00
596	M/s. Shah Amanat Trading Corp.	2,000.00	-	2,000.00
597	M/s. Samad Trading	2,000.00	-	2,000.00
598	M/s. sodiya Trading	2,000.00	-	2,000.00
599	M/s. Salim Store	2,000.00	-	2,000.00
600	M/s. Sunflower Traders	2,000.00	-	2,000.00
601	M/s. Shahid Ullah & Sons	2,000.00	-	2,000.00
602	M/s. Salam & Co.	4,000.00	-	4,000.00
603	M/s. Sapon Silk & Plastic Ind.	6,000.00	-	6,000.00
604	M/s. Shajahan Weaving Fact.	256.00	-	256.00
605	M/s. S. N. Twising	10,000.00	-	10,000.00
606	M/s. Soven Enterprise	2,000.00	-	2,000.00
607	M/s. S. R. Trading Corp.	2,000.00	-	2,000.00
608	M/s. S. Rahman & Sons	2,000.00	-	2,000.00
609	M/s. Shilpi Traders	2,000.00	-	2,000.00
610	M/s. S.B.B. Trading Corp.	2,000.00	-	2,000.00
611	M/s. Sun Rise	4,000.00	-	4,000.00
612	M/s. Suntha Silk Ind.	10,000.00	-	10,000.00
613	M/s. Sumpa Twisting Ind.	10,000.00	-	10,000.00
614	M/s. Shatu Twisting Ind.	10,000.00	-	10,000.00
615	M/s. Suruj Bhiyan	4,000.00	-	4,000.00



616	M/s. She Hill International	4,000.00	-	4,000.00
617	M/s. Shabuddin & Brothers	4,000.00	-	4,000.00
618	M/s. S.R. Enterprise	4,000.00	-	4,000.00
619	M/s. Sheuly Trading	4,000.00	-	4,000.00
620	M/s. S.B.C. Traders	4,000.00	-	4,000.00
621	M/s. Sopan Traders	4,000.00	-	4,000.00
622	M/s. Sonjoy Year Trading	4,000.00	-	4,000.00
623	M/s. The National Twisting Mills	4,000.00	-	4,000.00
624	M/s. Trafder Trading Corp.	2,000.00	-	2,000.00
625	M/s. The Paper Place	2,000.00	-	2,000.00
626	M/s. Tomsher Khan Paper Stores	2,000.00	-	2,000.00
627	M/s. Tista Trading	2,000.00	-	2,000.00
628	M/s. Tuhin Enterprise	2,000.00	-	2,000.00
629	M/s. Tuhin Traders	2,000.00	-	2,000.00
630	M/s. Titas Trading Agency	2,000.00	-	2,000.00
631	M/s. The Paper House	2,000.00	-	2,000.00
632	M/s. Tareque Enterprise	2,000.00	-	2,000.00
633	M/s. Tanvir Enterprise	2,000.00	-	2,000.00
634	M/s. Tangaile & Co.	2,000.00	-	2,000.00
635	M/s. Tuhin Trading	2,000.00	-	2,000.00
636	M/s. Taslim Enterprise	2,000.00	-	2,000.00
637	M/s. Tuhin Enterprise	2,000.00	-	2,000.00
638	M/s. Taleb Weaving Fact.	10,000.00	-	10,000.00
639	M/s. Tutul Enterprise	4,000.00	-	4,000.00
640	M/s. Tulshe Das	4,000.00	-	4,000.00
641	M/s. Uttara Traders	4,000.00	-	4,000.00
642	M/s. Uttara Paper House	2,000.00	-	2,000.00
643	M/s. Universal Traders	2,000.00	-	2,000.00
644	M/s. U.L.A. Enterprise	2,000.00	-	2,000.00
645	M/s. WelCome Enterprise	2,000.00	-	2,000.00
646	M/s. Yousuf Enterprise	2,000.00	-	2,000.00
647	M/s. Younus Enterprise	2,000.00	-	2,000.00
648	M/s. Yousuf Paper Trading	2,000.00	-	2,000.00
649	M/s. Yeman Traders	11.00	-	11.00
650	M/s. zamdani Textile	10,000.00	-	10,000.00
651	M/s. Zakari & Brothers	2,000.00	-	2,000.00
652	M/s. Zakir Traders	2,000.00	-	2,000.00
653	M/s. Zaman Bro.	2,000.00	-	2,000.00
654	M/s. Ziauddin Paper Stores	5,000.00	-	5,000.00
655	M/s. Zabada Traders	2,000.00	-	2,000.00
656	M/s. Zakir & Brothers	2,000.00	-	2,000.00
Total		2,353,367.00	-	2,353,367.00



KARNAPHULI RAYON & CHEMICALS LTD
CHANDRAGHONA

Annexure-A

Schedule of Fixed Assets
As at 30th June 2020

Particulars	Cost			Depreciation				Written Down Value as on 30.06.2020	
	Balance as on 01.07.2019	Addition During The Year	Adjustment made during the year	Total as on 30.06.2019	Balance as on 01.07.2019	W.D.V After adjustment	Rate of dep.		Adjustment made during the year
Building	-	-	-	-	-	-	0%	-	-
Viscose	5,425,034			5,425,034	3,079,422	2,345,612	5%		3,079,422
Rayon Spinning	7,556,767			7,556,767	4,289,469	3,267,298	5%		4,289,469
Rayon Purification	5,038,378			5,038,378	2,859,945	2,178,433	5%		2,859,945
Dilphone Casting	2,029,080			2,029,080	1,151,771	877,309	5%		1,151,771
Dilphone Casting	879,269			879,269	499,106	380,163	5%		499,106
Dilphone Finidhing	472,918			472,918	268,442	204,476	5%		268,442
RSF	12,710,612			12,710,612	7,750,783	4,959,829	5%		7,750,783
School	518,667			518,667	387,406	131,261	5%		387,406
DCL & TEL Colony	450,435			450,435	336,443	113,992	5%		336,443
	35,081,160			35,081,160	20,622,787	14,458,373			20,622,787
Other Construction									
Fancy Wall-5"	77,052			77,052	23,156	53,896	5%		23,156
Road	757,425			757,425	425,959	331,466	5%		425,959
Boundary Wall	299,668			299,668	166,761	132,907	5%		166,761
Drain (Salt godown)	61,545			61,545	35,300	26,245	5%		35,300
	1,195,690			1,195,690	651,176	544,514			651,176
									14,458,373
									113,992
									131,261
									380,163
									204,476
									4,959,829
									131,261
									336,443
									20,622,787
									53,896
									331,466
									132,907
									26,245
									651,176
									544,514



KARNAPHULI RAYON & CHEMICALS LTD
CHANDRAGHONA

Land and Land Dev.									
Leasehold Land	45,284		45,284	45,284				45,284	-
Play Ground	120,458		120,458	50,573	69,885	5%		50,573	69,885
	165,742		165,742	95,857	69,885			95,857	69,885
Others Assets									
Office Equipment	2,165,513		2,165,513	2,157,721	7,792	10%		2,157,721	7,792
House Hold Equipt	328,112		328,112	321,225	6,887	10%		321,225	6,887
	2,493,625		2,493,625	2,478,946	14,679			2,478,946	14,679
Motors Vehicles									
Car-Toyota-2490	780,899		780,899	780,898	1			780,898	1
Microbus-2156	36,501		36,501	36,500	1			36,500	1
	817,400		817,400	817,398	2			817,398	2
TOTAL	2,351,900,612	-	2,351,900,612	545,484,456	1,806,416,156		-	545,484,456	1,806,416,156

