

**Independent Auditors' Report
To the Board of Directors
of
Bangladesh Chemical Industries Corporation (BCIC)
Report on the Audit of the Financial Statements**

Qualified Opinion

We have audited the financial statements of **Bangladesh Chemical Industries Corporation (BCIC)**, which comprise the statement of financial position as at 30 June 2022, and the statement of profit or loss and other comprehensive income, statement of changes in equity and statement of cash flows for the year then ended, and notes to the financial statements, including a summary of significant accounting policies.

In our opinion, except for the effects of the matters described in the *Basis for qualified opinion* section of our report, the accompanying financial statements present fairly, in all material respects, the financial position of BCIC as at 30 June 2022, and its financial performance and its cash flows for the year then ended in accordance with International Financial Reporting Standards (IFRSs) and other applicable laws and regulations.

Basis for Qualified Opinion

- i. BCIC has made addition of fixed asset amounting to Tk 26,755,106, among which two generators representing Tk 16,133,217 have been included. These generators have been purchased by one of its factories on 1999-2000 and delivered to BCIC on 2009 and 2017 respectively. At the time of delivery, the written down value of the generators had reached to Tk 1. But BCIC recognized these generators in their financial statements as 90-100% of cost value. Moreover, these have been recognized in 2021 instead of their actual recognition year of addition i.e., 1999-2000. Therefore, property, plant and equipment had been overstated/understated for respective years.
- ii. An amount of Tk. 190,169,392,828 has been shown under the head "Loan to projects / Enterprises" in the Note 8.00 of the notes to the financial statements as non-current assets. The balance represents outstanding loan that was provided to the sister concerns in the form of loan. Most of these loans have been carried forward since long time without any recovery or adjustments. These amounts are more likely to be unrecovered. But no provision was provided against these doubtful assets. Therefore, profit and corresponding equity has been overstated to the extent of Tk. 190,169,392,828. In addition, Tk. 5,810,696 was provided to Takerghat Lime Stone Mining Project & Waving Bangladesh Ltd. without claiming any interest.
- iii. An amount of Tk. 46,599,179,544 has been shown under the head Investments in Projects/Enterprises as disclosed in the Note 09.00 of the notes to the financial statements. These balances represent investment in the sister concerns in the form of equity & shares. Most of these Investments have been carried forward since long time without any recovery or adjustments. These amounts are more likely to be unrecovered.



But no provision was provided against these doubtful assets. Therefore, profit and corresponding equity has been overstated to the extent of Tk. 46,599,179,544.

- iv. As disclosed in the Note No. 10 (a) and (b) in the notes to the financial statements, an amount of Tk. 500,000 & 16,240,611,679 has been shown under the head "Receivable from projects / Enterprise". Among these figures, some of the individual balances have been carried forward since long without any addition or adjustment. These amounts are more likely to be unrecovered. But no provision was provided against these doubtful assets. Therefore, profit and corresponding equity has been overstated. No supporting evidence in support of the said transaction has been produced to us for our verification. Moreover, no Receivable Ageing Schedule was produced to us.
- v. An amount of Tk. 345,397,731 & 61,437,161 & 1,017,492 & 390,085 respectively has been shown under the head "Receivable from disinvested Enterprises, Advance to Contractor, Deposits, Film & Publication" as Current assets in the Note 11 and Sub Note 12.01.1, 12.02 & 12.03 of notes to the financial statements has been carried forward since long without making any addition or adjustment. No supporting evidence in support of the said transaction has been produced to us for our verification. As a result, the said amount remained unverified / unconfirmed. It causes a lot of doubt to recovery the said amount, it is more likely that the said amount will not be recovered. But no provision was provided against these doubtful assets. Therefore, profit and corresponding equity has been overstated.
- vi. A Sum of Tk. 9,668,410,336 is shown under the head "Investment" as Current assets in the Note # 16.01 of the notes to the financial statements without complying the accrual basis of accounting. Para 27 of International Accounting Standards 1 requires that an entity has to prepare its financial statements, except for cash flow information, using the accrual basis of accounting. The management of BCIC did not calculate any Accrued interest on the investment, mostly on its investment are comprised as Fixed Deposit Receipts (FDR).
- vii. Reference to the Note # 19 of the notes to the financial statements, an amount of Tk. 33,458,857,761 has been shown under the head "Reserve & Surplus" under sub head "KAFCO". Here, FDR interest income of Tk. 1,339,058,150 has been included. However, these amounts have not been shown in the statement of profit or loss and other comprehensive income as income. Therefore, profit has been understated to the extent of Tk. 1,339,058,150.
- viii. BCIC has not recognized Deferred Tax Asset or Deferred Tax Liability with its corresponding effects following IAS-12.
- ix. As disclosed in the Note No.20 of the notes to the financial statements under the head of "Fund for Enterprise", an amount of Tk.2,934,016,350 & Tk.41,149,137,364 respectively has been shown under the sub-head "Govt. Share Capital Fund in Companies & Govt. Equity Fund" included in Notes # 20.01 & 20.02 respectively. However, BCIC books of accounts have shown Tk. 3,132,967,600 & Tk. 40,954,489,314 as investment in project and enterprise in the Note No.09 of the notes to the financial statements. As a result, liability in Govt. Share Capital Fund has been understated by Tk. 198,951,250 & liability in Govt. Equity Fund has been overstated by Tk. 194,639,050.



- x. Reference to the Note No.21.01 of the notes to the financial statements an amount of Tk. 28,346,995,323 has been shown under the head of "Government ADP Loan" as Non-Current liabilities where most of the loan has been carried forward since long without any payment or adjustment and interest was not charged on some loan portion. Moreover, no supporting evidence in respect of the said loan has been provided to us for our details verification. As a result, the said amount remained unverified/ unconfirmed.
- xi. Reference to the Note No.21.02 of the notes to the financial statements an amount of Tk. 161,703,290,570 has been shown under the head of "Foreign Loan" as Non-Current liabilities. However, no supporting evidence in respect of the said amount has been provided to us for our details verification. As a result, the said amount remained unverified/ unconfirmed.
- xii. Reference to the Note No. 21.03, 21.04 & 21.05 of the notes to the financial statements an amount of Tk.178,808,748, Tk.293,930,000 & Tk.2,783,464,717 respectively has been shown under the head of "Bank Debenture Loan, Govt. Debenture Loan & Interest Reserve A/c" as Non-Current liabilities which has been carried forward since long without any addition or adjustment. Moreover, no supporting evidence in respect of the said amount has been provided to us for our details verification. As a result, the said amount remained unverified/ unconfirmed.
- xiii. Reference to the Note No.22 of the notes to the financial statements an amount of Tk. 1,938,751,254 has been shown under the head of "PRICE DEFFERENTAIL A/C-KAFCO" as Non-Current liabilities which has been carried forward since long without making any addition or adjustment. Moreover, no supporting evidence in respect of the said amount has been provided to us for our details verification. As a result, the said amount remained unverified/ unconfirmed.
- xiv. Reference to the Note No.26.01 of the notes to the financial statements an amount of Tk.16,143,233 has been shown under the head of "Accrued Expenses for disinvestment Enterprises" as Non-Current liabilities which has been carried forward since long without any addition or adjustment. Moreover, no supporting evidence in respect of the said amount has been provided to us for our details verification. As a result, the said amount remained unverified/ unconfirmed.

We conducted our audit in accordance with International Standards on Auditing (ISAs). Our responsibilities under those standards are further described in the Auditors' Responsibilities for the Audit of the Financial Statements section of our report. We are independent of the corporation in accordance with the International Ethics Standards Board for Accountants' Code of Ethics for Professional Accountants (IESBA Code) together with the ethical requirements that are relevant to our audit of the financial statements in Bangladesh, and we have fulfilled our other ethical responsibilities in accordance these requirements and with the IESBA Code and the Institute of Chartered Accountants of Bangladesh (ICAB) Bye Laws. We believe that the audit evidence we have obtained is sufficient and appropriate to provide a basis for our qualified opinion.



Responsibilities of Management and Those Charged with Governance for the Financial Statements

Management is responsible for the preparation of financial statements that give a true and fair view in accordance with IFRSs and other applicable laws and regulations and for such internal control as management determines is necessary to enable the preparation of financial statements that are free from material misstatement, whether due to fraud or error.

In preparing the financial statements, management is responsible for assessing the Corporation's ability to continue as a going concern, disclosing, as applicable, matters related to going concern and using the going concern basis of accounting unless management either intends to liquidate the Corporation or to cease operations, or has no realistic alternative but to do so.

Those charged with governance are responsible for overseeing the Corporation's financial reporting process.

Auditor's Responsibilities for the Audit of the Financial Statements

Our objectives are to obtain reasonable assurance about whether the financial statements as a whole are free from material misstatement, whether due to fraud or error, and to issue an auditor's report that includes our opinion. Reasonable assurance is a high level of assurance, but is not a guarantee that an audit conducted in accordance with ISAs will always detect a material misstatement when it exists. Misstatements can arise from fraud or error and are considered material if, individually or in the aggregate, they could reasonably be expected to influence the economic decisions of users taken on the basis of these financial statements.

As part of an audit in accordance with ISAs, we exercise professional judgment and maintain professional skepticism throughout the audit. We also:

- Identify and assess the risks of material misstatement of the financial statements, whether due to fraud or error, design and perform audit procedures responsive to those risks, and obtain audit evidence that is sufficient and appropriate to provide a basis for our opinion. The risk of not detecting a material misstatement resulting from fraud is higher than for one resulting from error, as fraud may involve collusion, forgery, intentional omissions, misrepresentations, or the override of internal control.
- Obtain an understanding of internal control relevant to the audit in order to design audit procedures that are appropriate in the circumstances, but not for the purpose of expressing an opinion on the effectiveness of the organization's internal control.
- Evaluate the appropriateness of accounting policies used and the reasonableness of accounting estimates and related disclosures made by management.
- Conclude on the appropriateness of management's use of the going concern basis of accounting and, based on the audit evidence obtained, whether a material uncertainty exists related to events or conditions that may cast significant doubt on the Corporation's ability to continue as a going concern. If we conclude that a material uncertainty exists, we are required to draw attention in our auditor's report to the related disclosures in the financial statements or, if such disclosures are inadequate, to



modify our opinion. Our conclusions are based on the audit evidence obtained up to the date of our auditor's report. However, future events or conditions may cause the organization to cease to continue as a going concern.

- Evaluate the overall presentation, structure and content of the financial statements, including the disclosures, and whether the financial statements represent the underlying transactions and events in a manner that achieves fair presentation.

We communicate with those charged with governance regarding, among other matters, the planned scope and timing of the audit and significant audit findings, including any significant deficiencies in internal control that we identify during our audit.


Khan Wahab Shafique Rahman & Co.

Chartered Accountants


Signed by: Faruk Ahmed FCA

Partner

Enrolment No.: 1591

Firm's Registration No.: 11970 E.P.

DVC: 2302151591AS410206



Zoha Zaman Kabir Rashid & Co.

Chartered Accountants

Signed by: Md. Iqbal Hossain FCA

Partner

Enrolment No.: 596

Firm's Registration No.: PF 29518/95.

DVC: 2302150596AS940577

Place: Dhaka

Dated: 12 February 2023



BANGLADESH CHEMICAL INDUSTRIES CORPORATION
STATEMENT OF FINANCIAL POSITION
AS AT 30 JUNE 2022

Particulars	Notes	Amount in Taka	
		30.06.2022	30.06.2021
PROPERTIES AND ASSETS:			
Non -Current Assets		1,069,323,570	1,084,536,038
Property, Plant & Equipment	6.00	1,069,323,570	1,084,536,038
		239,797,729,120	143,465,351,085
Loan to Employees	7.00	3,029,156,748	2,714,288,299
Loan to Projects/Enterprises	8.00	190,169,392,828	94,975,363,561
Investments in Projects/Enterprises	9.00	46,599,179,544	45,775,699,225
Current Assets		39,288,262,882	42,609,655,729
Receivable from Projects/Enterprises	10.00	27,172,158,685	24,120,607,813
Receivable from Disinvested Enterprises	11.00	345,397,731	345,397,731
Advances, Deposits and Prepayments	12.00	168,072,207	154,916,443
Sundry Debtors	13.00	192,939,315	183,378,639
Stock and Stores	14.00	7,632,941	9,119,788
Cash and Bank Balances	15.00	1,710,828,386	2,691,175,189
Investment in FDR	16.00	9,691,233,618	15,105,060,125
Total Property and Assets		280,155,315,572	187,159,542,852
CAPITAL AND LIABILITIES:			
Authorised Capital	17.00	10,000,000	10,000,000
Capital		33,738,789,548	36,528,888,870
Subscribed and Paid-up capital	18.00	2,500,000	2,500,000
Reserve and Surplus	19.00	33,736,289,548	36,526,388,870
Non-Current Liabilities		239,468,329,488	143,450,819,954
Fund for Enterprises	20.00	44,223,088,864	43,399,608,595
Long Term Loan	21.00	193,306,489,370	98,112,460,105
Price Differential A/C- (Gas bill)	22.00	1,938,751,254	1,938,751,254
Current Liabilities		6,948,196,536	7,179,834,027
Loan from Various Sources	23.00	1,278,885,705	1,278,885,705
Employees Benefits	24.00	27,841,346	40,810,360
Liabilities for Goods and Services	25.00	139,963,951	136,486,868
Liabilities for Other Finance	26.00	5,202,778,964	5,454,924,525
Provision for Corporate Income Tax	27.00	298,726,569	268,726,569
Total Capital and Liabilities		280,155,315,572	187,159,542,852

The annexed notes form an integral part of these financial statements



 Additional Chief Accountant


 Chief Finance Officer


 Controller of Accounts

Subject to our separate report of even date.


 Khan Wahab Shafique Rahman & Co.
 Chartered Accountants
 Signed by: Faruk Ahmed FCA
 Partner
 Enrolment No.: 1591
 Firm's Registration No.: 11970 E.P.
 DVC: 2302151591AS410206
 Place, Dhaka
 Dated: 12 February 2023


 Zoha Zaman Kabir Rashid & Co.
 Chartered Accountants
 Signed by: Md. Iqbal Hossain FCA
 Partner
 Enrolment No.: 596
 Firm's Registration No.: PF 29518/95.
 DVC: 2302150596AS940577



BANGLADESH CHEMICAL INDUSTRIES CORPORATON
STATEMENT OF PROFIT OR LOSS AND OTHER COMPREHENSIVE INCOME
FOR THE YEAR ENDED 30 JUNE 2022

Particulars	Notes	Amount in Taka	
		2021-2022	2020-2021
REVENUE INCOME			
Rental Income	28.00	113,867,843	121,277,739
Dividend Income	29.00	28,319,837	49,038,396
Miscellaneous Income	30.00	32,356,553	12,543,698
Management Charges on Enterprises	31.00	915,666,168	966,719,285
Total Revenue Income		1,090,210,401	1,149,579,119
REVENUE EXPENDITURE			
Salary and Allowances	32.00	723,015,200	812,647,066
General Expenditure	33.00	149,283,260	91,212,016
Depreciation -H.O, B.O & Distribution Division	34.00	36,955,109	37,866,122
Rent, Rates and Taxes	35.00	10,073,468	8,052,338
Repairs and Maintenance	36.00	17,646,963	13,726,170
Legal and Professional Expenses	37.00	2,407,342	1,495,972
Vehicle Running Expenses	38.00	30,100,923	27,278,772
Financial Expenses	39.00	996,237	4,467,905
Development Expenses	40.00	4,945,003	1,581,267
Welfare Expenses	41.00	5,973,697	4,958,035
Colony Maintenance Expenses	42.00	16,082,248	15,313,590
College Running Expenses	43.00	62,730,951	93,979,866
Corporate Income Tax	27.00	30,000,000	37,000,000
Total Revenue Expenditure		1,090,210,401	1,149,579,119

The annexed notes form an integral part of these financial statements



Additional Chief Accountant


Chief Finance Officer


Controller of Accounts

Subject to our separate report of even date.


Khan Wahab Shafique Rahmfan & Co.
Chartered Accountants
Signed by: Faruk Ahmed FCA
Partner
Enrolment No.: 1591
Firm's Registration No.: 11970 E.P.
DVC: 2302151591AS410206
Place, Dhaka
Dated: 12 February 2023


Zoha Zaman Kabir Rashid & Co.
Chartered Accountants
Signed by: Md. Iqbal Hossain FCA
Partner
Enrolment No.: 596
Firm's Registration No.: PF 29518/95.
DVC: 2302150596AS940577



BANGLADESH CHEMICAL INDUSTRIES CORPORATION
STATEMENT OF CHANGES IN EQUITY/FUND
AS AT 30TH JUNE, 2022

Particulars	Subscribed and Paid-Up Capital	Reserve and Surplus	Total Amount in Taka
Balance as on 1st July, 2021	2,500,000	36,526,388,870	36,528,888,870
Add/ Less: During the year	-	(2,790,099,323)	(2,790,099,323)
Balance as on 30th June, 2022	2,500,000	33,736,289,548	33,738,789,548

BANGLADESH CHEMICAL INDUSTRIES CORPORATION
STATEMENT OF CHANGES IN EQUITY/FUND
AS AT 30TH JUNE, 2021

Particulars	Subscribed and Paid-Up Capital	Reserve and Surplus	Total Amount in Taka
Balance as on 1st July, 2020	2,500,000	34,925,633,573	34,928,133,573
Add: Addition during the year	-	1,600,755,297	1,600,755,297
Balance as on 30th June, 2021	2,500,000	36,526,388,870	36,528,888,870

The annexed notes form an integral part of these financial statements



 Additional Chief Accountant




 Chief Finance Officer



 Controller of Accounts

Subject to our separate report of even date.


 Khan Wahab Shafique Rahman & Co.
 Chartered Accountants
 Signed by: Faruk Ahmed FCA
 Partner
 Enrolment No.: 1591
 Firm's Registration No.: 11970 E.P.
 DVC: **2302151591AS410206**


 Zoha Zaman Kabir Rashid & Co.
 Chartered Accountants
 Signed by: Md. Iqbal Hossain FCA
 Partner
 Enrolment No.: 596
 Firm's Registration No.: PF 29518/95.
 DVC: **2302150596AS940577**

Place, Dhaka
 Dated: 12 February 2023



BANGLADESH CHEMICAL INDUSTRIES CORPORATION
STATEMENT OF CASH FLOWS
FOR THE YEAR ENDED 30 JUNE 2022

Particulars	Amount in Taka	
	2021-2022	2020-2021
CASH FLOWS FROM OPERATING ACTIVITIES: (A)		
Excess/(Deficit) Expenditure over Income	-	-
Add: Adjustment of non cash expenditure		
Depreciation	41,567,461	42,171,593
Increase/(Decrease) of Provision for Cor. Tax	30,000,000	5,136,612
(Increase)/Decrease of Current Assets	2,341,046,044	(1,052,190,588)
Increase/(Decrease) of current liabilities	(261,637,492)	(1,452,397,877)
Net Cash Flows from Operating Activities	2,150,976,013	(2,457,280,260)
CASH FLOWS FROM INVESTING ACTIVITIES: (B)		
Disposal of Fixed Assets	400,114	34,739
Acquisition of Fixed Assets	(26,755,106)	(43,201,930)
(Increase)/Decrease in Taken Over Loss of Erstwhile	-	7,402,042
(Increase)/Decrease in Loan to Employees	(314,868,449)	(383,220,397)
(Increase)/Decrease in Loan to Project/Enterprise	(95,194,029,267)	(4,402,029,848)
(Increase)/Decrease in Investment	(823,480,319)	(1,863,285,199)
Net Cash Flows from Investing Activities	(96,358,733,027)	(6,684,300,593)
CASH FLOWS FROM FINANCING ACTIVITIES: (C)		
Increase/(Decrease) in interest (Reserve)	(2,790,099,322)	1,600,755,297
Increase/(Decrease) in Fund for Enterprise	823,480,269	1,863,275,698
Increase/(Decrease) of Long Term Loan	95,194,029,274	4,402,029,843
Net Cash Flows from Financing Activities	93,227,410,221	7,866,060,838
Net Increase in Cash and Cash equivalents (A+B+C)	(980,346,803)	(1,275,520,015)
Add: Cash and Cash Equivalents at beginning of the year	2,691,175,189	3,966,695,203
Cash and Cash Equivalents at end of the year	1,710,828,386	2,691,175,189


The annexed notes form an integral part of these financial statements


 Additional Chief Accountant



 Chief Finance Officer


 Controller of Accounts

Subject to our separate report of even date.


 Khan Wahab Shafique Rahman & Co.
 Chartered Accountants
 Signed by: Faruk Ahmed FCA
 Partner
 Enrolment No.: 1591
 Firm's Registration No.: 11970 E.P.
 DVC: 2302151591AS410206
 Place, Dhaka
 Dated: 12 February 2023




 Zoha Zaman Kabir Rashid & Co.
 Chartered Accountants
 Signed by: Md. Iqbal Hossain FCA
 Partner
 Enrolment No.: 596
 Firm's Registration No.: PF 29518/95.
 DVC: 2302150596AS940577



BANGLADESH CHEMICAL INDUSTRIES CORPORATION
NOTES TO THE FINANCIAL STATEMENTS
FOR THE YEAR ENDED 30 JUNE, 2022

1.00 CORPORATE STATUS AND ACTIVITIES

Bangladesh Chemical Industries Corporation (BCIC) is a corporation established under “বাংলাদেশ শিল্প প্রতিষ্ঠান জাতীয়করণ আইন, ২০১৮” [Former Bangladesh Industrial Enterprises (Nationalization) Order, 1972 (P.O No. 27 of 1972)]. BCIC has controlled the Enterprises/Projects vested by the Government to it. BCIC came into existence on 1st July 1976 as per P.O. No. 27 of 1976 through merger of Bangladesh Fertilize, Chemical and Pharmaceutical Corporation (BFCPC); Bangladesh Paper and Board Corporation (BPBC) and Bangladesh Tanneries Corporation (BTC). BCIC is entrusted with the task of supervision, coordination and control of the Enterprises/Projects under its Management and for developing new Industries in the chemical and allied sector.

2.00 BOARD OF DIRECTORS

Name of the Board of Directors of BCIC at on 30.06.2022 are mentioned below with their designation:

Name	Designation
Mr. Shah Md. Imdadul Haque	Chairman (Grade-1)
Mr. Kazi Mohammad Saiful Islam	Director (Commercial)
Mr. Jasmin Nahar	Director (Finance)
Mr. Mohammad Shaheen Kamal	Director (Production & Research)
Mr. Samir Biswas	Director (Planning & Implementation)
Mr. Md. Monirul Islam	Director (Technical & Engineering)
Mr. Mohammad Salim	Senior General Manager (Admin)

3.00 Basis of preparation and presentations of financial statements

The following underlying assumptions, practices, laws, rules, regulations and accounting pronouncements have been considered in preparing and presenting the financial statements:

- ✓ Going Concern;
- ✓ Consistency;
- ✓ Accrual;
- ✓ Historical Cost Convention;
- ✓ Generally Accepted Accounting Principles (GAAP);
- ✓ বাংলাদেশ শিল্প প্রতিষ্ঠান জাতীয়করণ আইন, 2018
- ✓ International Accounting Standards (IASs) and The International Financial Reporting Standards (IFRSs); and
- ✓ Other applicable Acts., Rules and Regulations.

Funds received from the government for ultimate investment to projects are recorded in both liabilities and assets side on contra entry basis.

4.00 ACCOUNTING POLICIES:

4.01 Components of the Financial Statements

- ◆ Statement of Financial Position (Balance Sheet);
- ◆ Statement of profit or loss and other comprehensive income (Income & Expenditure Account);
- ◆ Statement of Changes in Equity/Fund;
- ◆ Statement of Cash Flows; and
- ◆ Notes to the Financial Statements.

4.02 Recognition of Income & Expenditure

All incomes and all expenditure are recognized and accounted for on accrual basis under conservative concept except interest income on FDR.



4.03 Incorporation of Enterprises/Projects Financial Statements

The Accounts of Enterprises/Projects controlled by BCIC are maintained by them separately which are audited by the independent auditors. The assets and liabilities, income and expenditure of the Enterprises/Projects are not incorporated with the financial statements of BCIC.

4.04 Basis of Valuation

Stores and spares have been valued at average cost and investments in shares have been valued at face value.

4.05 Depreciation

Depreciation on fixed assets have been charged on reducing balance method at rates varying from 2.5% to 25% depending upon the nature of assets. It is the practice of the Corporation not to amortize the cost of leasehold land and in respect of other assets to charge full years depreciation irrespective of date of acquisition.

4.06 Loan and Interest on Foreign and Other Loans

Interest on Loan and Advances where applicable is provided by the Enterprises. BCIC recorded the transactions as contra entry basis.

4.07 Investment in Shares and Equities

Contra entries are maintained in head office books for investment in shares and equities for fund received from Government and others except corporation's own investment.

4.08 Exchange Fluctuation

Loans in foreign currency are converted to Taka at the rates ruling on the last day of financial year. Accordingly, the foreign currency loans are enhanced with corresponding increase in loans to Enterprises/Projects.

4.09 Pension/Gratuity

The corporation has been maintaining pension scheme for its permanent employees under "বাংলাদেশ কেমিক্যাল ইন্ডাস্ট্রিজ কর্পোরেশন কর্মচারী (অবসরভাতা, অবসরজনিত সুবিধাদি ও সাধারণ ভবিষ্য তহবিল) প্রবিধানমালা, ২০১৩" [SRO No.৩০৯ আইন/২০১৩]

4.10 General

Figures have been rounded off to the nearest Taka.

5.00 List of Enterprises Controlled by BCIC:

Name, address and relevant information of Enterprises are as under:

Sl. No.	Name of Organization	Main Product/Service
01	Chittagong Urea Fertilizer Ltd. (CUFL) Rangadia, Chittagong.	Urea Fertilizer
02	Jamuna Fertilizer Co. Ltd (JFCL) Tarakandi, Jamalpur.	Urea Fertilizer
03	Ashuganj Fertilizer & Chemical Co. Ltd. (AFCCCL) Ashuganj, Brahmanbaria.	Urea Fertilizer
04	Shahjalal Fertilizer Co. Ltd (SFCL) Fenchuganj, Sylhet.	Urea Fertilizer
05	Triple Super Phosphate Complex Ltd. (TSPCL) North Patanga, Chittagong.	TSP Fertilizer
06	Di-ammonium Phosphate Fertilizer Co. Ltd. (DAFCL) Rangadia, Chittagong.	DAP Fertilizer
07	Karnaphuli Paper Mills Ltd. (KPML) Chandraghona, Rangamati.	Paper
08	Bangladesh Insulator & Sanitaryware Factory Ltd (BISF) Bux Nagar, Mirpur-I, Dhaka-1216.	Insulator & Sanitaryware
09	Chhatak Cement Co. Ltd (CCCL) Chhatak, Sunamganj.	Cement
10	Usmania Glass Sheet Factory Ltd. (UGSFL) Kalurghat, Chittagong.	Glass Sheet



11	Training Institute for Chemical Industries (TICI) Ghorashal, Narsingdi.	Training Institute
12	Urea Fertilizer Factory Ltd. (UFFL). Ghorashal, Narsingdi.	Urea Fertilizer
13	Polash Urea Fertilizer Factory Ltd. (PUFFL). Ghorashal, Narsingdi.	Urea Fertilizer
14	Khulna Hard Board Mills Ltd. (KHBML). Town Khalishpur, Khulna.	Hard Board
15	Khulna Newsprint Mills Ltd. (KNML) Town Khalishpur, Khulna.	Newsprint
16	North Bengal Paper Mills Ltd. (NBPML) 148, Motijheel, Dhaka-1000.	Paper
17	Karnaphuli Rayon & Chemicals Ltd. (KRCL) Chandraghona, Rangamati.	Rayon & Chemical
18	Chittagong Chemical Complex (CCC) Barabkunda, Chittagong.	Chlorine
19	Dhaka Leather Co. Ltd. (DLCL) Nayarhat, Savar, Dhaka.	Leather



Sl. No.	Particulars	Amount in Taka	
		2021-2022	2020-2021
6.00	FIXED ASSETS: TK. 1,069,323,570		
	Cost:		
	Opening Balance	1,731,470,817	1,688,336,737
	Addition during the year	26,755,106	43,201,930
		1,758,225,923	1,731,538,667
	Less: Disposal /Adjustment during the year	(5,889,962)	67,850
	Closing Balance (A)	1,752,335,961	1,731,470,817
	Accumulated Depreciation:		
	Opening Balance	646,934,779	604,796,297
	Add: Charge during the year	41,567,461	42,171,593
	Less: Disposal/Adjustment	(5,489,848)	33,111
	Closing Balance (B)	683,012,392	646,934,779
	Written Down Value (A-B)	1,069,323,570	1,084,536,038
	Details have been shown in Annexure-A.		
7.00	LOAN TO EMPLOYEES: TK. 3,029,156,748		
	House Building Loan (Principal)	2,489,373,258	2,205,704,759
	House Building Loan (Interest)	474,781,983	426,975,396
	Motor Cycle Loan (Principal)	48,237,239	64,781,958
	Motor Cycle Loan (Interest)	16,519,628	16,581,546
	Material Loan (Principal)	100,605	100,605
	Material Loan (Interest)	144,035	144,035
		3,029,156,748	2,714,288,299
8.00	LOAN TO PROJECTS/ENTERPRISES: TK. 190,169,392,828		
	Government Loan to Projects/Enterprises (8.01)	20,994,462,031	19,704,193,477
	Foreign Loan to Projects/Enterprises (8.02)	161,179,982,388	67,796,797,729
	Debenture Loan to Enterprises (8.03)	724,508,748	724,508,748
	Interest Receivable on BCIC Debenture Loan to Project (8.04)	562,206,368	562,206,368
	Interest Receivable on ADP Loan to Projects/Enterprises (8.05)	6,708,233,293	6,187,657,240
		190,169,392,828	94,975,363,561
8.01	Government Loan to Projects/Enterprises: TK. 20,994,462,031		
	Development Loan to Projects/Enterprises (a)	18,615,922,606	17,315,570,361
	Non-Development Loan to Enterprise (b)	299,335,425	298,819,116
	Govt. Non-Development Loan (Voluntary) (c)	426,104,000	426,104,000
	Govt. Non-Development Loan (Pay off) (d)	1,472,100,000	1,472,100,000
	Govt. Non-Development Loan (Voluntary Retirement/ Golden Handshake)(e)	181,000,000	191,600,000
		20,994,462,031	19,704,193,477



Sl. No.	Particulars	Amount in Taka	
		2021-2022	2020-2021
(a) Development Loan to Projects/Enterprises: TK. 18,615,922,606			
	Shahajalal Fertilizer Company Ltd. (Former NGFFL)	566,815,750	566,815,750
	Jamuna Fertilizer Company Ltd.	1,107,284,200	1,107,284,200
	Shahajalal Fertilizer Company Ltd.	4,576,924,600	4,576,924,600
	Khulna Newsprint Mills Ltd.	167,224,000	167,224,000
	Khulna Hardboard Mills Ltd.	4,705,905	4,705,905
	Eastern Pulp & Paper Mills Ltd.	5,100,000	5,100,000
	Long Term Prospect for Pulp & Paper	150,000	150,000
	Rahim Pulp & Paper Mills Ltd.	1,350,000	1,350,000
	Magura Paper Mills Ltd.	10,150,000	10,150,000
	Chhatak Cement Company Ltd.	651,235,000	651,751,309
	Takerghat Lime Stone Mining Project	23,182,028	23,182,028
	Chittagong Chemical Complex	310,110,000	315,561,846
	Squibb of Bangladesh Ltd.	459,886	459,886
	Petro Chemical Complex	2,621,263	2,621,263
	Sulphuric Acid Plant	1,325,000	1,325,000
	Contraceptive of Birth Control	350,000	350,000
	PVC Complex	500,000	500,000
	Dhaka Leather Company Ltd.	13,035,500	13,035,500
	Bogra Leather Complex	750,000	750,000
	BMRE of Tanneries	628,000	628,000
	Feasibility Study of Shoe Market	60,000	60,000
	Synthetic Aggregate Plant	100,000	100,000
	Gypsum & Soda Ash Complex	75,000	75,000
	Wavin Bangladesh Ltd.	100,000	100,000
	Ciba Geigy Bangladesh Ltd.	689,000	689,000
	Urea Fertilizer Factory Ltd.	812,909,000	812,909,000
	DAP Fertilizer Company Ltd.	185,400,000	185,400,000
	Karnaphuli Paper Mills Ltd.	1,047,420,000	976,320,000
	Karnaphuli Rayon and Chemical Ltd.	78,000,000	78,000,000
	Ashuganj Fertilizer And Chemical Company Limited (AFCCL)	884,607,600	884,607,600
	Polash Urea Fertilizer Factory Ltd.	242,833,770	242,833,770
	Wet Process to Dry Process of CCCL	958,200,000	958,200,000
	13 Buffer Godown Nirman Project	1,613,238,000	1,193,237,448
	GPUFP	4,432,418,400	3,617,198,548
	34, Buffer Godown Nirman Project	915,970,704	915,970,704
		18,615,922,606	17,315,570,361
(b) Non Development Loan to Enterprise: TK. 299,335,425			
	North Bengal Paper Mills Ltd. (NBPM)	76,219,116	76,219,116
	Khulna Newsprint Mills Ltd. (KNM)	219,800,000	219,800,000
	Khulna Hardboard Mills Ltd. (KHBM)	2,800,000	2,800,000
	Chhatak Cement Company Ltd. (CCCL)	516,309	-
		299,335,425	298,819,116



Sl. No.	Particulars	Amount in Taka	
		2021-2022	2020-2021
	(c) Govt. Non-Development Loan (Voluntary): TK. 426,104,000		
	Karnaphuli Paper Mills Ltd.	57,100,000	57,100,000
	Khulna Newsprint Mills Ltd.	12,500,000	12,500,000
	Karnaphuli Rayon & Chemical Ltd.	263,956,000	263,956,000
	BMI (Ujala Match Factory)	8,963,000	8,963,000
	Kohinoor Battery Mfg Co. Ltd.	83,585,000	83,585,000
		426,104,000	426,104,000
	(d) Govt. Non Development Loan (Pay-off): TK. 1,472,100,000		
	Khulna Newsprint Mills Ltd.	657,800,000	657,800,000
	Khulna Hardboard Mills Ltd.	39,500,000	39,500,000
	North Bengal Paper Mills Ltd.	339,000,000	339,000,000
	Karnaphuli Rayon & Chemical Ltd.	244,500,000	244,500,000
	Chittagong Chemical Complex	82,400,000	82,400,000
	BMI (Ujala Match Factory)	95,800,000	95,800,000
	Lira Industrial Enterprise Ltd.	13,100,000	13,100,000
		1,472,100,000	1,472,100,000
	(e) Govt. Non Development Loan (Voluntary Retirement/Golden Handshake): TK. 181,000,000		
	Shahajalal Fertilizer Company Ltd. (Former NGFFL)	6,700,000	6,700,000
	Urea Fertilizer Factory Ltd. (UFFL)	5,500,000	5,500,000
	TSP Complex Ltd.(TSPCL)	6,200,000	6,200,000
	Ashuganj Fertilizer And Chemical Company Limited (AFCCCL)	4,800,000	4,800,000
	Polash Urea Fertilizer Factory Ltd. (PUFFL)	5,300,000	5,300,000
	Chittagong Urea Fertilizer Ltd. (CUFL)	4,500,000	4,500,000
	Jamuna Fertilizer Company Ltd. (JFCL)	4,700,000	4,700,000
	Karnaphuli Paper Mills Ltd. (KPML)	130,500,000	130,500,000
	Chhatak Cement Company Ltd. (CCCL)	4,300,000	14,900,000
	Bangladesh Insulator & Sanitary ware Factory Ltd. (BISFL)	6,400,000	6,400,000
	Training Institute for Chemical Industries (TICI)	600,000	600,000
	Usmania Glass Sheet Factory Ltd. (UGSFL)	1,500,000	1,500,000
		181,000,000	191,600,000
8.02	Foreign Loan to Projects/Enterprises: TK. 161,179,982,388		
	Loan under Govt. Protocol to Projects/Enterprises (a)	160,592,123,472	67,208,938,812
	Suppliers Credit to Projects/Enterprises (b)	74,340	74,340
	AID/Grants to Projects/Enterprises (c)	587,784,577	587,784,577
		161,179,982,388	67,796,797,729
	(a) Loan under Govt. Protocol to Projects/Enterprises: TK. 160,592,123,472		
	Shahajalal Fertilizer Company Ltd. (Former NGFFL)	306,673,839	296,007,475
	Urea Fertilizer Factory Ltd.	30,341,561,727	18,432,536,328
	Polash Urea Fertilizer Factory Ltd.	329,609,910	329,609,910
	Jamuna Fertilizer Company Ltd.	547,404,217	547,404,217
	North Bengal Paper Mills Ltd.	17,319,445	17,319,445
	Karnaphuli Rayon & Chemicals Ltd.	1,750,083,047	1,750,083,047
	Chhatak Cement Company Ltd.	2,527,671,090	2,381,129,884
	Chittagong Chemical Complex	2,306,740,287	2,248,890,887
	Usmania Glass Sheet Factory Ltd.	226,841,348	222,511,348
	DAP Fertilizer Company Ltd.	6,708,585,154	6,784,226,711
	Shahajalal Fertilizer Company Ltd.	37,466,290,407	34,199,219,560
	GPUFP - Foreign Loan	78,063,343,000	-
		160,592,123,472	67,208,938,812



Sl. No.	Particulars	Amount in Taka	
		2021-2022	2020-2021
	(b) Suppliers Credit to Projects/Enterprises: TK. 74,340		
	Chhatak Cement Co. Ltd.	74,340	74,340
		74,340	74,340
	(c) AID/Grants to Projects/Enterprise: TK. 587,784,577		
	Training Institute for Chemical Industries	348,978,814	348,978,814
	Karnaphuli Paper Mills Ltd.	3,334,952	3,334,952
	Khulna Hardboard Mills Ltd.	10,210,493	10,210,493
	Bangladesh Paper Mills Ltd.	162,024	162,024
	Chhatak Cement Co. Ltd.	16,521,910	16,521,910
	Chemical Godown Nirman Project	208,576,384	208,576,384
		587,784,577	587,784,577
8.03	Debenture Loan to Enterprise: TK. 724,508,748		
	Bank Debenture Loan (a)	178,808,748	178,808,748
	Govt. Debenture Loan (b)	293,930,000	293,930,000
	BCIC Debenture Loan (c)	251,770,000	251,770,000
		724,508,748	724,508,748
	(a) Bank Debenture Loan: TK. 178,808,748		
	Karnaphuli Paper Mills Ltd. (Agrani Bank Ltd.)	112,280,951	112,280,951
	Karnaphuli Rayon & Chemicals (Agrani Bank Ltd.)	66,527,797	66,527,797
		178,808,748	178,808,748
	(b) Govt. Debenture Loan: TK. 293,930,000		
	Chittagong Cement Clinker & Grindings Co.	137,900,000	137,900,000
	Kohinoor Chemical Co. Ltd.	103,500,000	103,500,000
	Eagle Box Cartoon Mfg. Co. Ltd.	52,530,000	52,530,000
		293,930,000	293,930,000
	(c) BCIC Debenture Loan: TK. 251,770,000		
	Kohinoor Chemical Co. Ltd.	184,000,000	184,000,000
	Eagle Box Cartoon Mfg. Co. Ltd.	67,770,000	67,770,000
		251,770,000	251,770,000
8.04	Interest Receivable on Debenture Loan to Projects (Disinvested): TK. 562,206,368		
	Kohinoor Chemical Co. Ltd.	420,034,192	420,034,192
	Eagle Box Cartoon Mfg. Co. Ltd.	142,172,176	142,172,176
		562,206,368	562,206,368
8.05	Interest Receivable on ADP Loan to Projects/Enterprises: TK. 6,708,233,293		
	Shahajalal Fertilizer Company Ltd. (Former NGFFL)	354,010,740	298,529,164
	Jamuna Fertilizer Co. Ltd.	719,734,730	692,233,844
	Shahajalal Fertilizer Co. Ltd.	1,404,342,342	1,307,796,674
	Khulna Newsprint Mills Ltd. (KNML)	236,216,554	227,855,354
	Khulna Hardboard Mills Ltd. (KHBML)	18,128,873	13,187,744
	Eastern Pulp & Paper Mills	10,356,297	10,356,297
	Long Term Prospect for Pulp Paper (LTPPP)	268,325	268,325
	Rahim Pulp & Paper Mills	2,886,958	2,886,958
	Magura Paper Mills	20,609,219	20,609,219
	Chhatak Cement Company Ltd. (CCCL)	1,121,811,145	1,108,014,100
	Chittagong Chemical Complex (CCC)	475,168,000	493,979,241
	Squibb of Bangladesh Ltd.	1,276,979	1,276,979
	Petro Chemical Complex	7,690,804	7,690,804
	Sulphuric Acid Plant	2,848,250	2,848,250



Sl. No.	Particulars	Amount in Taka	
		2021-2022	2020-2021
	Contraceptive of Birth Control	753,000	753,000
	PVC Complex	1,501,188	1,501,188
	Dhaka Leather Company Ltd.	36,530,266	35,878,491
	Bogra Leather Complex	1,672,000	1,672,000
	BMRE of Tanneries	1,286,790	1,286,790
	Feasibility Study on Shoe Market	135,200	135,200
	Synthetic Aggregate Plant	272,000	272,000
	Gypsum & Soda Ash Complex	184,438	184,438
	Ciba Geigy (Block)	1,327,255	1,327,255
	Urea Fertilizer Factory Ltd.	645,562,973	645,562,973
	DAP Fertilizer Company Ltd.	126,690,000	117,420,000
	Karnaphuli Paper Mills Ltd.	630,207,318	533,955,250
	Chittagong Urea Fertilizer Ltd.(CUFL)	38,474,240	38,474,240
	Karnaphuli Rayon & Chemicals Ltd.	87,555,000	87,555,000
	Ashugonj Fertilizer And Chemical Company Limited (AFCCL)	552,266,180	228,902,880
	Polash Urea Fertilizer Factory Ltd.	153,765,359	150,466,524
	Wet Process to Dry Process of CCCL	40,228,955	40,228,955
	13 Buffer Godown Nirman Project	-	79,291,969
	GPUFP	-	20,784,219
	34, Buffer Godown Nirman Project	14,471,915	14,471,915
		6,708,233,293	6,187,657,240
9.00	INVESTMENTS IN PROJECTS/ENTERPRISES: TK. 46,599,179,544		
	Equity (Govt.+BCIC) (9.01)	41,253,489,314	40,430,009,045
	Shares (Govt+BCIC) (9.02)	5,208,185,080	5,208,185,030
	Grant (TICI)	25,561,000	25,561,000
	Quasi Equity Loan (UGSFL)	111,944,150	111,944,150
		46,599,179,544	45,775,699,225
9.01	Equity (Govt+ BCIC): TK. 41,253,489,314		
	Govt. Equity	40,954,489,314	40,131,009,045
	BCIC Equity	299,000,000	299,000,000
		41,253,489,314	40,430,009,045
	<i>Details have been shown in Annexure - B</i>		
9.02	Shares (Govt + BCIC): TK. 5,208,185,080		
	Govt. Share	3,132,967,600	3,132,967,600
	BCIC Share	2,075,217,480	2,075,217,430
		5,208,185,080	5,208,185,030
	<i>Details have been shown in Annexure - C</i>		
10.00	RECEIVABLE FROM PROJECTS/ENTERPRISES: TK. 27,172,158,685		
	Loan to Joint Venture Companies (a)	500,000	500,000
	Temporary Loan to Project (b)	16,240,611,679	15,483,232,431
	Project Current A/C (c)	1,175,314,674	1,158,307,990
	Enterprise Current A/C. (d)	7,243,888,523	7,858,917,990
	Joint Venture Current A/C. (e)	65,086,815	65,086,815
	Clearing A/C (f)	(706,158,157)	(638,220,828)
	Imported Fertilizer Current A/C. (g)	12,284,747	(126,328,198)
	Branch & Distribution Office Control A/C. (h)	268,351,056	159,849,289
	Interest Receivable on Loan to Joint Venture A/C. (i)	2,798,076	2,798,076
	Transfer Project (j)	4,064,335	2,378,960
	Enterprise Levy A/C. (k)	2,724,315,050	-
	College Development Fund	141,101,889	154,085,289
		27,172,158,685	24,120,607,813



Sl. No.	Particulars	Amount in Taka	
		2021-2022	2020-2021
(a) Loan to Joint Venture Companies: TK. 500,000			
	Bangladesh Fertilizer & Agro Chemical Ltd.	500,000	500,000
		500,000	500,000
(b) Temporary Loan to Project: TK. 16,240,611,679			
	Khulna Newsprint Mills Ltd	850,789,932	814,679,500
	North Bengal Paper Mills Ltd.	1,600,680,431	1,554,817,390
	Karnaphuli Rayon & Chemical Ltd.	1,736,174,374	1,732,763,374
	Chittagong Chemical Complex	492,596,787	508,555,787
	Ujala Match Factory (BMI)	92,000,000	92,000,000
	Lira Industrial Enterprise Ltd.	36,700,000	36,700,000
	Dhaka Leather Company Ltd.	636,064,696	636,064,696
	Kohinoor Battery Mfg. Ltd.	330,000,000	330,000,000
	Karnaphuli Paper Mills Ltd.	5,501,484,111	4,448,086,296
	Khulna Hardboard Mills Ltd.	54,421,805	43,686,805
	Chhatak Cement Company. Ltd.	1,954,904,422	1,431,317,339
	Usmania Glass Sheet Factory Ltd.	186,881,891	112,545,500
	Bangladesh Glass Factory	850,064	850,064
	Bangladesh Insulator & Sanitaryware Factory Ltd.	710,946,196	647,605,379
	Palash Urea Fertilizer Factory Ltd.	561,125,512	561,125,512
	34 Buffer Godown Nirman Project	-	1,262,709,396
	13 Buffer Godown Nirman Project	100,000,000	222,500,000
	UFFL-STL to Project	1,047,225,393	1,047,225,393
	GPFPLC- STL to Project	302,145,019	-
	Cement Clinker Project- STL to Ent.	45,621,046	-
		16,240,611,679	15,483,232,431
(c) Project Current A/C: Tk. 1,175,314,674			
	Shahajalal Fertilizer Project	74,847,597	74,847,597
	Training Institute for Chemical Industries	6,286,598	6,409,977
	Synathetic Aggregate Plant	24,861	24,861
	PVC Complex	296,259	296,259
	Prop. Fertilizer of Sirajgonj	842,121	344,121
	North West Fertilizer Co. Ltd.(NWFC Proposed)	691,864	691,864
	Ghorashal Palash Urea Fertilizer Project (GPUFP)	27,825,047	27,242,012
	UF -85 Plant	4,043,023	3,825,743
	13 Buffer Godown Nirman Project	1,049,702,584	1,034,581,446
	34 Buffer Godown Nirman Project	917,840	799,775
	Bangladesh Glass Factory	8,961,797	8,943,467
	Wet Process to Dry Process of CCCL	240,869	240,869
	Karnaphuli Paper Mills Project	634,214	60,000
		1,175,314,674	1,158,307,990



Sl. No.	Particulars	Amount in Taka	
		2021-2022	2020-2021
(d) Enterprise Current A/C: TK. 7,243,888,523			
	Shahajalal Fertilizer Company Ltd. (Former NGFFL)	505,353,031	505,353,031
	TSP Complex Ltd.	(38,370,977)	255,877,921
	Palash Urea Fertilizer Factory Ltd.	189,944,844	190,608,189
	Chhatak Cement Company. Ltd.	603,335,724	605,241,423
	Karnaphuli Paper Mills Ltd.	1,326,721,655	1,319,967,238
	Khulna Hardboard Mills Ltd.	328,182,156	315,908,308
	North Bengal Paper Mills Ltd.	1,491,490,191	1,501,067,958
	Karnaphuli Rayon & Chemicals Ltd.	111,532,002	111,344,742
	Bangladesh Insulator & Sanitaryware Factory Ltd.	367,940,861	335,042,352
	Chittagong Chemical Complex	1,141,281,971	1,139,968,273
	Usmania Glass Sheet Factory Ltd.	18,062,532	17,187,357
	Ujala Match Factory (BMI)	289,305,416	289,305,416
	Takerghat Lime Stone Mining Project	5,742,821	5,710,696
	Lira Industrial Enterprise Ltd.	184,709,431	184,709,431
	Dhaka Leather Co. Ltd.	485,454,022	470,970,930
	Kohinoor Battery Mfg. Ltd.	193,847,599	193,847,599
	Shahajalal Fertilizer Co. Ltd.	11,627,084	388,784,574
	GPFFLC	27,728,160	28,022,553
		7,243,888,523	7,858,917,990
(e) Joint Venture Current A/C: TK. 65,086,815			
	Squibb of (BD) Ltd.	30,000	30,000
	Bangladesh Monospool & Paper Mfg. Co.	84,775	84,775
	BD Fertilizer & Agro Chemicals	64,998,411	64,998,411
	Dhaka Match Industries Co. Ltd.(DMICL)	(26,372)	(26,372)
		65,086,815	65,086,815
(f) Clearing A/C: TK. -706,158,157			
	Depot Clearing A/C-Dist. Division	(317,635)	(317,635)
	Investment Adjustment Clearing A/C.	512,560	512,560
	Salary Clearing A/C.	28,663,090	(318,280)
	Bank Interest Adj. Clearing A/C.	(735,016,172)	(638,097,472)
		(706,158,157)	(638,220,828)
(g) Imported Fertilizer Current A/C: TK. 12,284,747			
	Fertilizer Ledger Current Account	12,795,954	(125,816,991)
	TSP Complex Ltd.	(511,207)	(511,207)
		12,284,747	(126,328,198)
(h) Branch & Distribution Office Control A/C: TK. 268,351,056			
	Chittagong Branch Office Control Account	262,722,415	154,220,648
	Distribution Division Control Account	5,628,641	5,628,641
		268,351,056	159,849,289



Sl. No.	Particulars	Amount in Taka	
		2021-2022	2020-2021
(i) Interest Receivable on Loan to Joint Venture A/C: Tk. 2,798,076			
	BD Fertilizer & Agro Chemical Ltd.	2,798,076	2,798,076
		2,798,076	2,798,076
(j) Others Project: TK. 4,064,335			
	KHBM Godown	296,160	296,160
	Industrylink Unity	76,104	76,104
	BISF Transfer Project	818,346	154,300
	Chemical Godown Nirman Project	1,565,306	1,515,008
	Training Complex, DLC	242,933	242,933
	Cement Clenker Project	88,455	76,455
	Costic Soda Plant	498,445	18,000
	KNM API Cmoplex- P.C/A	478,586	-
		4,064,335	2,378,960
(k) Enterprise Levy Ac.: TK. 2,724,315,050			
	TSP Enter. Levy A/C	240,976,000	-
	AFCCCL- Enter. Levy A/C	547,242,443	-
	CUFL- Ent. Levy A/C	509,762,170	-
	JFCL Enter. Levy A/C	604,761,556	-
	DAP- Ent. Levy A/C	443,809,000	-
	SFCL- Enter. Levy A/C	377,763,881	-
		2,724,315,050	-
11.00 RECEIVABLE FROM DISINVESTED ENTERPRISE: TK. 345,397,731			
	Fully Disinvested Enterprise (a)	283,859,533	283,859,533
	Enterprise Handover to Bangladesh Ex-Owner (b)	10,837,842	10,837,842
	Partial Disinvested Enterprise (c)	50,700,356	50,700,356
		345,397,731	345,397,731
(a) Fully Disinvested Enterprise: TK. 283,859,533			
	Bangladesh Chrome Tannery	2,879,876	2,879,876
	Kohinoor Chemical Co. Ltd.	280,691,629	280,691,629
	Eagel Box's Cartoon Co. Ltd.	599,755	599,756
	Chittagong Cement Clinker & Grindings Co.	(311,728)	(311,728)
		283,859,533	283,859,533
(b) Enterprise Handover to Bangladesh Ex-Owner: TK. 10,837,842			
	Bangladesh Match Company	3,956,274	3,956,274
	Bangladesh Tyres	3,408,220	3,408,220
	Arco Industries	3,473,348	3,473,348
		10,837,842	10,837,842
(c) Partial Disinvested Enterprise: TK. 50,700,356			
	Bella Artifitex Industries	2,760,197	2,760,197
	Albart David (BD) Ltd.	21,566,449	21,566,449
	National Ceramic Industries	26,373,710	26,373,710
		50,700,356	50,700,356



Sl. No.	Particulars	Amount in Taka	
		2021-2022	2020-2021
12.00	ADVANCES, DEPOSITS & PREPAYMENTS: TK. 168,072,207		
	Advances (12.01)	82,935,644	81,754,729
	Deposits (12.02)	1,017,492	1,017,492
	Film & Publication (12.03)	390,085	390,085
	Advance Income Tax (12.04)	83,728,985	71,754,138
		168,072,207	154,916,443
12.01	Advances: TK. 82,935,644		
	Advance Salary	1,295,658	1,439,805
	Advance TA / DA	65,284	62,034
	Advance Against Purchase Expense	5,499,481	4,316,395
	Advance Against Facilities	13,967,573	13,707,460
	Advance Against Recreation	392,360	419,070
	Advance To Contractors (12.01.1)	61,437,161	61,437,161
	Election Advance	441,293	454,893
	Advance Against Uniform & Liveries	41,120	41,560
	Salary Income tax advance	(12,013)	(12,998)
	Advance Against Prime Minister Relief Fund	(468,900)	(468,900)
	Advance Against Purchase Expense- B.O.	54,612	157,495
	Salary Advance- Distribution	79,593	79,593
	TA / DA Advance -Distribution	6,500	6,500
	Advance Against Purchase Expense- Distribution	25,000	25,000
	Advance To Suppliers/Contractors	(1,178)	(1,177)
	Other Advance	112,100	90,837
		82,935,644	81,754,729
12.01.1	Advance To Contractors: TK. 61,437,161		
	BSEC	40,000,000	40,000,000
	BITAC	21,000,000	21,000,000
	Titas gas transmission	61,000	61,000
	M A Samad, BAR AT LAW	40,000	40,000
	Probal international	336,161	336,161
		61,437,161	61,437,161
12.02	Deposits: TK. 1,017,492		
	Head Office (i)	995,942	995,942
	Chittagong Office (ii)	21,550	21,550
		1,017,492	1,017,492
	(i) Head Office: TK. 995,942		
	Central Telegraph Office	59,035	59,035
	Telephone Security	353,450	353,450
	Franking Machine	6,148	6,148
	Dhaka Electric Supply	375,800	375,800
	Titas Gas	138,921	138,921
	Bank Looker Deposit	500	500
	Others Deposits	62,088	62,088
		995,942	995,942



Sl. No.	Particulars	Amount in Taka	
		2021-2022	2020-2021
(ii) Chittagong Office: TK. 21,550			
	Central Telegraph Office Ctg.	750	750
	Chittagong Electricity Supply	750	750
	Chittagong WASA	50	50
	Telephone Security B.O.	20,000	20,000
		21,550	21,550
12.03 Film & Pubication (Prepayment): TK. 390,085			
	Film & Publication	390,085	390,085
		390,085	390,085
12.04 Advance Income Tax: TK. 83,728,985			
	Tax Deducted at Source-CASH	66,710	14,603
	Corporate Advance Income Tax	16,378,061	9,241,713
	Tax Deducted at Source-H.O	66,820,406	62,034,013
	Tax Deducted at Source-B.O	463,809	463,809
		83,728,985	71,754,138
13.00 SUNDRY DEBTORS: TK. 192,939,315			
	Head Office	135,968,741	128,582,548
	Branch Office	37,320,038	35,137,726
	Distribution Division	3,396,464	3,396,464
	Other Receivable	16,254,071	16,261,902
		192,939,315	183,378,639
<i>Details have been shown in Annexure- 'F'</i>			
14.00 STOCK AND STORES: TK. 7,632,941			
	Loose Tools	4,440,565	4,746,575
	Medicine	734,592	851,968
	Printing & Stationery	2,355,754	3,419,215
	Capital Stores	102,030	102,030
		7,632,941	9,119,788
15.00 CASH AND BANK BALANCES: TK. 1,710,828,386			
	Cash at Bank (15.01)	1,710,720,059	2,691,066,435
	Cash in Hand (15.02)	108,327	108,754
		1,710,828,386	2,691,175,189
15.01 Cash at Bank: TK. 1,710,720,059			
The break-up of the above bank balance are as follows:			
	BCIC Head Office	1,602,510,446	2,499,370,759
	BCIC Branch Office	95,142,587	171,732,639
	BCIC College	13,001,166	19,896,567
	BCIC Distribution Division	65,860	66,471
		1,710,720,059	2,691,066,435
<i>Detail have been shown in Annexure-'E'</i>			
15.02 Cash in Hand: TK. 108,327			
	Head office	101,510	103,280
	Brance Office	6,000	4,657
	BCIC College	817	817
		108,327	108,754



Sl. No.	Particulars	Amount in Taka	
		2021-2022	2020-2021
16.00	Investment in FDR: TK. 9,691,233,618		
	FDR -Head office (16.01)	9,668,410,336	15,082,261,094
	FDR -BCIC College (16.02)	623,282	599,031
	FDR -Branch office (16.03)	22,200,000	22,200,000
		9,691,233,618	15,105,060,125

16.01 FDR (Head office): TK. 9,668,410,336

Janata Bank Ltd., Local Office	2,508,700,000	4,005,800,000
Janata Bank Ltd., Dilkusha Corporate Br.	2,478,600,000	1,476,500,000
Bangladesh Krishi Bank, Local Office	2,775,000,000	5,352,850,758
BASIC Bank Ltd., Dilkusha Br., Dhaka	1,305,110,336	3,040,710,336
Agrani Bank Ltd.,	523,800,000	1,029,200,000
Rupali Bank Ltd., Head Office	77,200,000	177,200,000
Total	9,668,410,336	15,082,261,094

Detail have been shown in **Annexure-'G'**

16.02 FDR (BCIC College): TK. 623,282

Sonali Bank Ltd. Mirpur, S-1, FDR No-0373240/35	325,700	313,021
Sonali Bank Ltd. Mirpur, S-1, FDR No-259646/593	297,582	286,010
Total	623,282	599,031

Detail have been shown in **Annexure-'D'**

16.03 FDR (Branch office): TK. 22,200,000

Uttara Bank Ltd.	7,600,000	7,600,000
BASIC Bank	3,500,000	3,500,000
Bangladesh Krishi Bank	11,100,000	11,100,000
Total	22,200,000	22,200,000



Sl. No.	Particulars	Amount in Taka	
		2021-2022	2020-2021
17.00	Authorised Capital The Authorized Share Capital of the Corporation is Tk. 10,000,000 divided into 100,000 shares of Tk. 100/-		
18.00	SUBSCRIBED & PAID-UP CAPITAL: TK. 2,500,000		
	Bangladesh Fertilizer & Pharmaceuticals Corp.	500,000	500,000
	Bangladesh Paper & Board Corporation	500,000	500,000
	Bangladesh Tanneries Corporation	1,500,000	1,500,000
		2,500,000	2,500,000
19.00	RESERVE & SURPLUS: TK. 33,736,289,548		
	Genarel Reserve	246,578,892	246,578,892
	Capital Reserve	30,852,895	30,852,895
	KAFCO	33,458,857,761	36,248,957,083
		33,736,289,548	36,526,388,870
20.00	FUND FOR ENTERPRISES: TK. 44,223,088,864		
	Govt. Share Capital Fund in Companies (20.01)	2,934,016,350	2,934,016,350
	Govt. Equity Fund (20.02)	41,149,137,364	40,325,657,095
	BCIC Equity Fund (20.03)	2,430,000	2,430,000
	Capital Grant (TICI) (20.04)	25,561,000	25,561,000
	Govt. Quasi Fund (20.05)	111,944,150	111,944,150
		44,223,088,864	43,399,608,595
20.01	Govt. Share Capital Fund in Companies: TK. 2,934,016,350		
	Shahajalal Fertilizer Company Ltd. (Former NGFFL)	55,745,070	55,745,070
	Khulna Newsprint Mills Ltd.	168,660,000	168,660,000
	Ashuganj Fertilizer And Chemical Company Limited (AFCCCL)	2,510,904,400	2,510,904,400
	Khulna Hardboard Mills Ltd.	3,757,000	3,757,000
	Bayer Corp. Science (Agrovate)	8,000,000	8,000,000
	Rhone Poulence (Aventis Pharma)	21,600,000	21,600,000
	Dhaka Match Industries Company	25,500,000	25,500,000
	Usmania Glass Sheet Factory Ltd.	17,850,000	17,850,000
	Noverties (BD) Ltd.	62,576,900	62,576,900
	Lira Industrial Enterprise Ltd.	312,500	312,500
	KAFCO (Govt.)	17,000,000	17,000,000
	Syngenta Bd. Ltd. (CibaGeigy)	39,525,600	39,525,600
	Chhatak Cement Company Ltd.	2,584,880	2,584,880
		2,934,016,350	2,934,016,350
20.02	Govt. Equity Fund: TK. 41,149,137,364		
	Shahajalal Fertilizer Company Ltd. (Former NGFFL)	749,258,200	749,258,200
	Urea Fertilizer Factory Ltd.	4,354,825,976	4,354,825,976
	TSP Complex Ltd.	605,223,000	605,223,000
	Chittagong Urea Fertilizer Ltd.	7,483,715,000	7,483,715,000
	Palash Urea Fertilizer Factory Ltd.	901,121,000	901,121,000
	Ashuganj Fertilizer And Chemical Company Limited (AFCCCL)	1,817,731,400	1,817,731,400
	Jamuna Fertilizer Company Ltd.	6,426,153,800	6,426,153,800
	Chittagong Chemical Complex	47,000,000	47,000,000
	Chhatak Cement Company Ltd.	151,015,120	151,015,120
	Khulna Newsprint Mills Ltd.	200,225,000	200,225,000
	Khulna Hardboard Mills Ltd.	2,500,000	2,500,000



Sl. No.	Particulars	Amount in Taka	
		2021-2022	2020-2021
	North Bengal Paper Mills Ltd.	238,842,000	238,842,000
	Karnaphuli Rayon & Chemicals Ltd.	308,715,040	308,715,040
	Bangladesh Insulator & Sanitaryware Factory Ltd.	187,795,000	187,795,000
	Kohinoor Battery Manufactures Ltd.	20,000,000	20,000,000
	Karnaphuli Paper Mills Ltd.	1,034,842,615	1,034,842,615
	Usmania Glass Sheet Factory Ltd.	39,420,750	39,420,750
	DAP Fertilizer Company Ltd.	5,585,497,327	5,585,497,327
	Shajalal Fertilizer Company Ltd. (Project)	5,402,956,400	5,402,956,400
	Wet Process to Dry Process of CCCL	949,235,000	949,235,000
	TICI	1,980,000	1,980,000
	13 Buffer Project	1,075,492,000	795,491,632
	GPUFP	2,954,945,600	2,411,465,699
	34 Buffer Godown	610,647,136	610,647,136
		41,149,137,364	40,325,657,095
20.03	BCIC Equity Fund From (AFCCL & CUFL): TK. 2,430,000		
	BCIC Investment in KAFCO	2,430,000	2,430,000
		2,430,000	2,430,000
20.04	Capital Grant (TICI): TK. 25,561,000		
	This represents fund released by the Government for establishment for the Training Institute for Chemical Industries at Ghorashal. The year wise break up of the above amount is as under:		
		Amount in Taka	
	Year	FY 2021-2022	FY 2020-2021
	1987-88	6,300,000	6,300,000
	1988-89	6,900,000	6,900,000
	1989-90	120,000	120,000
	1990-91	12,241,000	12,241,000
	Total	25,561,000	25,561,000
20.05	Govt. Quasi Fund: TK. 111,944,150		
	This represents the revaluation gain of fixed assets which was transferred to Govt. Quasi Fund of Usmania Glass Sheet Factory Ltd.		
		111,944,150	111,944,150
		111,944,150	111,944,150
21.00	LONG TERM LOAN: TK. 193,306,489,370		
	Government ADP Loan (21.01)	28,346,995,323	26,536,150,712
	Foreign Loan (21.02)	161,703,290,570	68,320,105,928
	Bank Debenture Loan (21.03)	178,808,748	178,808,748
	Govt. Debenture Loan (21.04)	293,930,000	293,930,000
	Interest Reserve A/c. (21.05)	2,783,464,717	2,783,464,717
		193,306,489,370	98,112,460,105
21.01	Government ADP Loan: TK. 28,346,995,323		
	Annual development Programe Loan (21.01.01)	18,615,922,605	17,315,570,356
	Interest on Annual Development Programe Loan (21.01.02)	6,708,233,292	6,187,657,239
	Non Development Programe Loan (21.01.03)	919,335,425	918,819,116
	Govt. Non-Development Programe loan (Voluntary) (21.01.04)	426,104,000	426,104,000
	Govt. Non-Development Programe loan (Pay-off) (21.01.05)	1,472,100,000	1,472,100,000
	Govt. Non-Development Programe Loan (Voluntary Retirement) (21.01.06)	205,300,000	215,900,000
		28,346,995,323	26,536,150,712



Sl. No.	Particulars	Amount in Taka	
		2021-2022	2020-2021
21.01.01	Annual Development Programme: TK. 18,615,922,605		
	Shahajalal Fertilizer Company Ltd. (Former NGFFL)	566,815,750	566,815,750
	Jamuna Fertilizer Company Ltd.	1,107,284,200	1,107,284,200
	Shahajalal Fertilizer Co. Ltd.	4,576,924,600	4,576,924,600
	Khulna Newsprint Mills Ltd.	167,224,000	167,224,000
	Khulna Hardboard Mills Ltd.	4,705,905	4,705,905
	Eastern Pulp & Paper Mills Ltd.	5,100,000	5,100,000
	Long Term Prospect for Pulp & Paper Mills	150,000	150,000
	Rahim Pulp & Paper Mills Ltd.	1,350,000	1,350,000
	Magura Paper Mills Ltd.	10,150,000	10,150,000
	Chhatak Cement Co. Ltd.	651,235,000	651,751,309
	Chittagong Chemical Complex	310,110,000	315,561,846
	Takerghat Lime Stone Mining Project	23,182,028	23,182,028
	Squibb of Bangladesh Ltd.	459,886	459,886
	Petro Chemical Complex	2,621,263	2,621,263
	Sulphuric Acid Plant	1,325,000	1,325,000
	Contraceptive of Birth Control	350,000	350,000
	PVC Complex	500,000	500,000
	Dhaka Leather Company Ltd.	13,035,500	13,035,500
	Bogra Leather Complex	750,000	750,000
	BMRE of Tanneries	628,000	628,000
	Feasibility Study on Shoe Market	60,000	60,000
	Synthetic Aggregate Plant	100,000	100,000
	Gypsum & Soda Ash Complex	75,000	75,000
	WAVIN (BD) Ltd.	100,000	100,000
	Ciba Geigy (Blocked)	689,000	689,000
	Urea Fertilizer Factory Ltd.	812,909,000	812,909,000
	DAP Fertilizer Company Ltd. Chtg.	185,400,000	185,400,000
	Karnaphuli Paper Mills Ltd.	1,047,420,000	976,320,000
	Karnaphuli Royan & Chemicals Ltd.	78,000,000	78,000,000
	Ashuganj Fertilizer And Chemical Company Limited (AFCCCL)	884,607,600	884,607,600
	Polash Urea Fertilizer Factory Ltd.	242,833,770	242,833,770
	Wet Process to Dry Process of CCCL	958,200,000	958,200,000
	13 Buffer Godown Nirman Project	1,613,238,000	1,193,237,448
	GPUFP	4,432,418,400	3,617,198,548
	34 Buffer Godown Nirman Project	915,970,704	915,970,704
		18,615,922,605	17,315,570,356

21.01.02 Interest on Annual Development Programme Loan: TK. 6,708,233,292

	Shahajalal Fertilizer Company Ltd. (Former NGFFL)	354,010,740	298,529,164
	Jamuna Fertilizer Company Ltd.	719,734,730	692,233,844
	Shahajalal Fertilizer Co. Ltd.	1,404,342,342	1,307,796,674
	Khulna Newsprint Mills Ltd.	236,216,554	227,855,354
	Khulna Hardboard Mills Ltd.	18,128,873	13,187,744
	Eastern Pulp & Paper Mills Ltd.	10,101,297	10,101,297
	Long Term Prospect for Pulp & Paper Mills	293,325	293,325
	Rahim Pulp & Paper Mills Ltd.	2,886,958	2,886,958
	Magura Paper Mills Ltd.	20,864,219	20,864,219
	Chhatak Cement Company Ltd.	1,121,811,145	1,108,014,100
	Chittagong Chemical Complex	475,168,000	493,979,241
	Squibb of Bangladesh Ltd.	1,299,973	1,299,973
	Petro Chemical Complex	7,667,810	7,667,810



Sl. No.	Particulars	Amount in Taka	
		2021-2022	2020-2021
	Sulphuric Acid Plant	2,848,250	2,848,250
	Contraceptive of Birth Control	753,000	753,000
	PVC Complex	1,476,188	1,476,188
	Dhaka Leather Company Ltd.	36,530,266	35,878,491
	Bogra Leather Complex	1,672,000	1,672,000
	BMRE of Tanneries	1,286,790	1,286,790
	Feasibility Study on Shoe Market	135,200	135,200
	Synthetic Aggregate Plant	272,000	272,000
	Gypsum & Soda Ash Complex	184,438	184,438
	Ciba Geigy (Blocked)	1,327,255	1,327,255
	Urea Fertilizer Factory Ltd.	645,562,973	645,562,973
	DAP-1 Fertilizer Company Ltd.	117,420,000	117,420,000
	DAP-2 Fertilizer Company Ltd.	9,270,000	-
	Karnaphuli Paper Mills Ltd.	630,207,318	533,955,250
	Chittagong Urea Fertilizer Ltd.	38,474,240	38,474,240
	Karnaphuli Rayon & Chemicals Ltd.	87,555,000	87,555,000
	Ashuganj Fertilizer And Chemical Company Limited (AFCCCL)	552,266,180	228,902,880
	Polash Urea Fertilizer Factory Ltd.	153,765,359	150,466,524
	Wet Process to Dry Process of CCCL	40,228,955	40,228,955
	13 Buffer Godown Nirman Project	-	79,291,969
	GPUFP	-	20,784,219
	34 Buffer Godown Nirman Project	14,471,915	14,471,915
		6,708,233,292	6,187,657,239
21.01.03	Non-Development Govt. ADP Loan: TK. 919,335,425		
	North Bengal Paper Mills Ltd.	76,219,116	76,219,116
	KAFCO (CSCFRN)	620,000,000	620,000,000
	Khulna Newsprint Mills Ltd.	219,800,000	219,800,000
	Khulna Hardboard Mills Ltd.	2,800,000	2,800,000
	Chhatak Cement Company Ltd.	516,309	-
		919,335,425	918,819,116
21.01.04	Govt. Non-Development Programme Loan (Voluntary): TK. 426,104,000		
	Karnaphuli Paper Mills Ltd.	57,100,000	57,100,000
	Khulna Newsprint Mills Ltd.	12,500,000	12,500,000
	Bangladesh Manufacture Ind. Ltd. (Ujala Match Factory Ltd.)	8,963,000	8,963,000
	Kohinoor Battery Mfg. Co. Ltd.	83,585,000	83,585,000
	Karnaphuli Rayon & Chemicals Ltd	263,956,000	263,956,000
		426,104,000	426,104,000
21.01.05	Govt. Non-Development Programe Loan (Pay Off): TK. 1,472,100,000		
	Khulna Newsprint Mills Ltd.	657,800,000	657,800,000
	Khulna Hardboard Mills Ltd.	39,500,000	39,500,000
	North Bengal Paper Mills Ltd.	339,000,000	339,000,000
	Karnaphuli Rayon & Chemicals Ltd.	244,500,000	244,500,000
	Chittagong Chemical Complex	82,400,000	82,400,000
	Bangladesh Manufacture Ind. Ltd. (Ujala Match Factory Ltd.)	95,800,000	95,800,000
	LIRA	13,100,000	13,100,000
		1,472,100,000	1,472,100,000



Sl. No.	Particulars	Amount in Taka	
		2021-2022	2020-2021
21.01.06	Govt. Non-Development Programme Loan (Golden Handshake): TK. 205,300,000		
	Shahajalal Fertilizer Company Ltd. (Former NGFFL)	6,700,000	6,700,000
	Urea Fertilizer Factory Ltd.	5,500,000	5,500,000
	TSP Complex Ltd.	6,200,000	6,200,000
	Ashuganj Fertilizer And Chemical Company Limited (AFCCCL)	4,800,000	4,800,000
	Palash Urea Fertilizer Factory Ltd.	5,300,000	5,300,000
	Chittagong Urea Fertilizer Ltd.	4,500,000	4,500,000
	Jamuna Fertilizer Company Ltd.	4,700,000	4,700,000
	Karnaphuli Paper Mills Ltd.	130,500,000	130,500,000
	Chhatak Cement Co. Ltd.	4,300,000	14,900,000
	Bangladesh Insulator & Sanitaryware Factory Ltd.	6,400,000	6,400,000
	Training Institute for Chemical Industries	600,000	600,000
	Usmania Glass Sheet Factory Ltd.	1,500,000	1,500,000
	Head Office	24,300,000	24,300,000
		205,300,000	215,900,000

21.02 Foreign Loan: TK. 161,703,290,570

Loan under Government Protocal

Principal (Note -21.02.01)

Interest (Note -21.02.02)

Total Loan under Government Protocal

Suppliers Credit (CCCL)

AID/Grant (Note 21.02.03)

135,803,882,503	44,474,105,143
24,788,240,950	22,734,833,668
160,592,123,453	67,208,938,811
74,340	74,340
1,111,092,777	1,111,092,777
161,703,290,570	68,320,105,928

21.02.01 Loan Under Govt. Protocol: TK. 135,803,882,503

Particulars	FY 2021-2022		FY 2020-2021
	Foreign Currency	Local Currency	Local Currency
Natural Gas Fertilizer Factory Ltd.	206,580,988	142,830,095	174,688,014
6th Yen Credit	206,580,988	142,830,095	160,389,479
Supplementary assistance(IDA Credit)	-	-	14,298,535
Urea Fertilizer Factory Ltd.	16,377,990,880	23,866,705,136	12,658,721,790
Yen Credit EXIM Bank	2,439,091,997	3,542,049,398	1,873,954,381
JBIC Loan -1990	10,148,803,845	14,738,092,944	7,797,325,994
JBIC Loan -1999	3,789,197,500	5,502,672,610	2,911,240,439
IDA Suppliers Loan	897,538	83,890,184	76,200,976
Polash Urea Fertilizer Factory Ltd.	33,189,000	329,609,910	329,609,910
Chinese Credit	33,189,000	329,609,910	329,609,910
North Bengal Paper Mills Ltd.	-	17,319,445	17,319,445
Japan	-	324,957	12,123,710
England	-	613,340	5,195,735
Devaluation	-	16,381,148	-
Karnaphuli Rayon & Chemicals Ltd.	5,255,504,644	1,750,083,047	1,750,083,047
Yen Credit	1,459,005,465	485,848,820	485,848,820
JBIC (OECF) Loan	3,796,499,179	1,264,234,227	1,264,234,227



Sl. No.	Particulars	Amount in Taka		
		2021-2022	2020-2021	
Chhatak Cement Co. Ltd.		10,640,053	933,019,881	836,679,442
	ADB Credit	9,982,017	928,078,031	831,737,592
	French Credit	658,036	4,941,850	4,941,850
Chittagong Chemical Complex		2,070,433,851	855,091,887	855,091,887
	ABD-506	1,183,851	36,001,887	36,001,887
	JBIC (OECF) Loan BD	2,069,250,000	819,090,000	819,090,000
DAP		2,888,551,269	2,279,905,366	2,305,546,923
	Exim	-	-	130,779,160
	JBCI	2,888,551,269	2,279,905,366	2,174,767,763
Usmania Glass Sheet factory Ltd.		-	72,158,348	72,158,348
	Belgium Grant	-	72,158,348	72,158,348
Shahjalal Fertilizer Co. Ltd.		294,051,513	27,493,816,388	25,474,206,337
	China	141,073,335	13,190,356,838	11,984,179,823
	China	152,978,178	14,303,459,550	13,490,026,514
Ghorashal Polash Urea Fertilizer Project		72,529,759,766	78,063,343,000	-
	JBIC	72,264,961,523	55,583,258,000	-
	HSBC	264,798,243	22,480,085,000	-
	TOTAL	99,666,701,964	135,803,882,503	44,474,105,143

21.02.02 Interest on Loan Under Govt. Protocol: TK. 24,788,240,950

Particulars	Local Currency	
	FY: 2021-2022	FY: 2020-2021
Natural Gas Fertilizer Factory Ltd.	163,843,744	121,319,461
6th Yen Credit	139,958,146	97,433,863
Supplementary assistance(IDA Credit)	23,885,598	23,885,598
Jamuna Fertilizer Co. Ltd.	547,404,217	547,404,217
BD-P-24	(95,176,848)	(95,176,848)
BD-P-27	492,339,239	492,339,239
BD-P-28	150,241,826	150,241,826
Chhatak Cement Co. Ltd.	1,594,651,209	1,544,450,442
ADB Credit	1,585,028,927	1,535,124,671
French Credit	9,622,282	9,325,771
Chittagong Chemical Complex	1,451,648,400	1,393,799,000
ABD-506	1,451,648,400	1,393,799,000
DAP	4,428,679,788	4,478,679,788
Exim	2,968,588,340	3,018,588,340
JBCI	1,460,091,448	1,460,091,448
Usmania Glass Sheet factory Ltd.	154,683,000	150,353,000
Belgium Grant	154,683,000	150,353,000
Urea Fertilizer Factory Ltd.	6,474,856,590	5,773,814,536



Sl. No.	Particulars	Amount in Taka	
		2021-2022	2020-2021
	Yen Credit EXIM Bank	735,695,482	700,274,988
	JBIC Loan -1990	5,253,740,005	4,633,163,548
	JBIC Loan -1999	454,583,260	413,313,216
	IDA Suppliers Loan	30,837,843	27,062,784
	Shahjalal Fertilizer Co. Ltd.	9,972,474,002	8,725,013,224
	China	4,363,430,571	3,769,864,512
	China	5,609,043,431	4,955,148,712
	TOTAL	24,788,240,950	22,734,833,668

21.02.03 AID/Grant: TK. 1,111,092,777

TICI- Nether Land- Aid/Grant	348,978,814	348,978,814
KHBM- Aid/Grant	10,210,493	10,210,493
BD Paper Mills Ltd.- Aid/Grant	162,024	162,024
CCCL- Aid/Grant	16,521,910	16,521,910
KPM- UNIDO- Aid/Grant	3,334,952	3,334,952
KAFCO- Danida Grant- Aid/Grant	296,343,000	296,343,000
KAFCO- Nordic Credit- Aid/ Grant	226,965,200	226,965,200
Chemical Godown - Aid/Grant	208,576,384	208,576,384
	1,111,092,777	1,111,092,777

21.03 Bank Debenture Loan: TK. 178,808,748

Agrani Bank Ltd.(KPM)	112,280,951	112,280,951
Agrani Bank Ltd.(KRC)	66,527,797	66,527,797
	178,808,748	178,808,748

21.04 Govt. Debenture Loan: TK. 293,930,000

Chittagong Cement Clinker and Grinding Co. Ltd.	137,900,000	137,900,000
Kohinoor Chemicals Co. (BD) Ltd.	103,500,000	103,500,000
Eagle Box and Cartoon Mfg. Ltd.	52,530,000	52,530,000
	293,930,000	293,930,000

21.05 Interest Reserve A/C: TK. 2,783,464,717

Interest on C/A (KCCL)	244,306,419	244,306,419
Interest on C/A (DLC)	348,985,910	348,985,910
Interest on C/A (MPM - Magura Paper Mills)	11,769,379	11,769,379
Interest BCIC Debenture (KCCL)	322,920,000	322,920,000
Interest on BCIC Debenture (Eagle Box)	118,936,350	118,936,350
Interest on FRN Loan (KAFCO)	85,281,802	85,281,802
Interest on C/A (BD Fertilizer & Agro Chemical)	2,798,076	2,798,076
Interest on CSCFRN (KAFCO)	894,979,204	894,979,204
Interest on C/A (KBM)	162,802,468	162,802,468
Interest on C/A (UMF)	36,991,722	36,991,722
Interest on C/A (LIRA)	132,803,078	132,803,078
Interest on Govt. Pay Off Fund	149,660,334	149,660,334
Interest on Golden Handshake Fund	243,204,222	243,204,222
Interest on DRGA Loan (KAFCO)	28,025,752	28,025,752
	2,783,464,717	2,783,464,717



Sl. No.	Particulars	Amount in Taka	
		2021-2022	2020-2021
22.00	PRICE DEFERENTIAL A/C-KAFCO (Gas Bill): TK. 1,938,751,254		
	Deferral Gas Bill A/C.- KAFCO	1,617,888,534	1,617,888,534
	KAFCO Int. on Deferred Gas Bill	327,794,002	327,794,002
	KAFCO Int. on Delay. Pay. of Gas Bill	115,686,010	115,686,010
	Int. on BGSL Gas Bill Payable	(122,617,292)	(122,617,292)
		1,938,751,254	1,938,751,254
23.00	LOAN FROM VARIOUS SOURCES: TK. 1,278,885,705		
	Chittagong Urea Fertilizer Ltd. (CUFL)	625,734,867	625,734,867
	Ashuganj Fertilizer And Chemical Company Limited (AFCCCL)	204,768,519	204,768,519
	Jamuna Fertilizer Co. Ltd. (JFCL)	29,837,939	29,837,939
	Shahajalal Fertilizer Company Ltd. (Former NGFFL)	418,544,380	418,544,380
		1,278,885,705	1,278,885,705
24.00	EMPLOYEES BENEFIT: TK. 27,841,346		
	BCIC Employer's PF Contr. Payable	(8,109,289)	(8,109,289)
	KHBML Employer's PF contr. Payable	(1,695,107)	(1,629,945)
	CCC Employer's PF contr. Payable	133,139	133,139
	KNM Employer's PF contr. Payable	11,535,395	16,268,616
	SPPM PF Contr. Payable	215,475	393,089
	NBPM PF Contr. Payable	1,770,040	2,406,533
	BCIC-GFT Payable	140,585	140,585
	UGSF-GFT Payable	51,808	51,808
	LIRA-GFT Payable	314,230	314,230
	BMI(Ujala)- GFT Payable	847,279	847,279
	KHBML-GFT. Payable	2,703,972	3,431,802
	CCC GFT Payable	152,980	1,334,489
	KNM GFT Payable	6,589,474	10,363,230
	SPPM GFT Payable	837,614	1,039,825
	NBPM GFT Payable	4,358,503	5,397,481
	Leave Salary Payable BCIC	7,139,480	7,139,480
	Leave Salary Payable Eagle Box & Car MGFG. Co. Ltd.	22,413	22,413
	Leave Salary Payable BMI (Ujala)	57,472	57,472
	Leave Salary Payable LIRA	(2,067)	23,781
	Leave Salary Payable- KHBML	130,723	158,250
	Leave Salary Payable- CCC	24,703	31,512
	Leave Salary Payable- KNM	523,022	820,307
	Leave Salary Payable- SPPM	9,707	23,634
	Leave Salary Payable- NBPM	89,795	150,640
		27,841,346	40,810,360
25.00	Liabilities for Goods & Services: TK. 139,963,951		
	Suppliers/Contractors Bills Payable (25.01)	101,595,163	99,288,768
	Auditors Bills Payable(25.02)	505,500	470,500
	Utilities Bills Payable (25.03)	37,269	37,269
	Liabilities for Accrued Expenses(25.04)	37,826,019	36,690,331
		139,963,951	136,486,868



Sl. No.	Particulars	Amount in Taka	
		2021-2022	2020-2021
25.01	Suppliers/Contractors Bills Payable: TK. 101,595,163		
	Foysal Construction	55,264	55,264
	BCIC Head Office Colony- Banani	123,192	123,192
	Green Jute BSEC	40,220,506	40,220,506
	Green Jute BITAC	20,900,000	20,900,000
	Continental Courier Service	11,682	11,682
	Others S/Cont. Bills Payable	40,284,519	37,978,124
		101,595,163	99,288,768
25.02	Auditors Bills Payable: TK. 505,500		
	Head Office	100,000	100,000
	GFT	221,000	241,000
	PFT	184,500	129,500
		505,500	470,500
25.03	Utilities Bills Payable: TK. 37,269		
	Telephone Bills Payable	37,269	37,269
		37,269	37,269
25.04	Liabilities for Accrued Expenses: TK. 37,826,019		
	Salaries	(1,109,684)	(22,550)
	Recreation Leave	290,147	316,857
	Uniform & Liveries	549,399	549,399
	Others - H.O	126,106	126,106
	Others - B.O	37,970,051	35,720,519
		37,826,019	36,690,331
26.00	Liabilities for Other Finance: TK. 5,202,778,964		
	Accrued Expenses for Disinvested Enterprises (26.01)	16,143,233	16,143,233
	Dividend/Profit Continilisation Payable to Govt. (26.02)	270,226,237	270,226,237
	Deduction & Withholding Accounts (26.03)	28,725,243	23,513,563
	Unclaimed Accounts (26.04)	86,054	86,054
	Undistributed ADP Loan of Joint Venture Units (26.05)	16,698,000	16,698,000
	Earnest Money	237,312	237,312
	Security deposits (26.06)	63,273,932	60,815,013
	Deposit Against Sales District Division	208,062	208,062
	Accrued Expenses against Closed Enterprises (26.07)	168,114,647	153,514,303
	Accrued Expenses Against Pay off Enterprise (26.08)	1,410,847,986	1,288,628,079
	Project Current A/C. (26.09)	233,900,634	874,180,769
	Enterprise current A/C. (26.10)	2,358,643,884	2,181,743,496
	Other Liabilities (26.11)	4,159,118	7,932,762
	Management Expenses Clearing A/C.	631,514,624	560,997,643
		5,202,778,964	5,454,924,525
26.01	Accrued Expenses for Disinvested Enterprises: TK. 16,143,233		
	Bangladesh Paper Products	282,764	282,764
	Bangladesh Paper Mills	147,211	147,211
	Marium Limited	230,909	230,909
	Habib Match Industries	135,033	135,033
	Sattar Match Works	3,916,070	3,916,070
	Ibrahim Match	19,571	19,571



Sl. No.	Particulars	Amount in Taka	
		2021-2022	2020-2021
	Golden Match Works	238,049	238,049
	Chattal Match Factory	44,317	44,317
	Aziz Match Factory	1,011,401	1,011,401
	East Bengal Tannery	2,018	2,018
	Inam Tannery	63,004	63,004
	Mahtab Tannery	46,539	46,539
	Pioneer Tannery	53,412	53,412
	Eastern Tannery	467,755	467,755
	Madina Tannery	1,010,877	1,010,877
	Orient Tannery	104,636	104,636
	Bhushier Mills	3,513	3,513
	Roushan Tannery	263,008	263,008
	BD Crone Tannery	83,164	83,164
	Bengal Corporation	18,000	18,000
	Asiatic Tannery	6,662	6,662
	Modern Tannery	126,905	126,905
	Kohinoor Rubber Indus.	101,021	101,021
	Karim Rubber Ind.	55,401	55,401
	Paruma Eastern Ltd.	458,718	458,718
	Bus Rubber Co.	60,513	60,513
	National Rubber Indus.	302,913	302,913
	Bengal Rubber Indus.	1,393,884	1,393,884
	Bengal Belt. Corp.	283,586	283,586
	Bella Artifitex	84,949	84,949
	Hafiz Tannery	612,112	612,112
	Alb. David (BD) Ltd.	227,286	227,286
	Crescent Industries	1,411,172	1,411,172
	Farrokh Chemicals	61,405	61,405
	Dry ICC & Carb. Gas	339,810	339,810
	Synthetic Resin Complex	12,461	12,461
	Metal Package	942,886	942,886
	Jamil Soap Factory	285,315	285,315
	BD Enamel Aluminium	64,870	64,870
	BD National Tannery	141,078	141,078
	Rahmania Tannery	183,959	183,959
	Sovinneeer Tannery	6,721	6,721
	Dilkusha Tannery	41,149	41,149
	Jublee tannery	18,721	18,721
	Ferdous Tannery	758,485	758,485
	SNA Tannery	3,125	3,125
	United Tannery	6,250	6,250
	Bengal Tannery	10,625	10,625
		16,143,233	16,143,233



Sl. No.	Particulars	Amount in Taka	
		2021-2022	2020-2021
26.02	Dividend/Profit Contribution Payable to Govt: TK. 270,226,237		
	Sanofi	13,544,602	13,544,602
	Usmania Glass Sheet Fact Ltd.	89,556,318	89,556,318
	Noverties (BD) Ltd. Ciba Geigy	25,128,625	25,128,625
	Chittagong Cement Cliner Grinding Co. Ltd.	49,921,243	49,921,243
	Kohinoor Chemical Co. (BD) Ltd.	6,846,541	6,846,541
	Eagle Box & Cartoon Mfg. Co. Ltd.	584,595	584,595
	Lira Industries Enterprise Ltd.	(2,510,045)	(2,510,045)
	Bayer Corp. Science	12,353,992	12,353,992
	Syngenta Bd. Ltd. (Ciba Geigy)	74,800,366	74,800,366
		270,226,237	270,226,237
26.03	Deduction & Withholding Accounts: TK. 28,725,243		
	Karnaphuli Paper Mills P/Vat Tax	18,883,846	17,265,096
	CCCL - P/VAT Tax ry & p Securities	2,627,504	2,627,504
	BISF-P/VAT tax ry & p Securities	218,694	218,694
	Income Tax Deduction at Source	1,576,902	146,141
	VAT Deducted at Source	3,768,379	1,758,038
	Recovery of Discount	357,358	239,722
	PF Employees Contribution	26,480	26,105
	Addl. PF Contribution	222	222
	Welfare Subscription	(7,626)	(7,626)
	Welfare Loan Recovery	121,727	86,313
	BCIC Officer Association Subscription	14,550	1,000
	Employees Union Subscription	46,760	80
	Revenue Stamp Recovery Acts	(23,650)	(15,390)
	Freedom Fighter Sangsad	37	37
	Donation from Employees	1,797,979	616,322
	Hajj Subscription	12,300	-
	Salaries & Allowances	157,580	157,580
	Death Compensation	-	15,480
	Govt.Deput Officers Fund	(1,687,813)	(362,449)
	W.P.F. Loan	10,478	10,478
	Deduction of Audit Objection	236,718	236,718
	Service Charge	(14,961)	(108,281)
	BCIC Finance Cadre Association Subscription	(147,000)	(147,000)
	Income Tax Deduction at Source-B.O.	4,100	4,100
	VAT Deduction at Source-B.O.	3,280	3,280
	Welfare sub.B.O.-Deduction & withheld	(54,500)	(54,500)
	Others Distribution Division	795,900	795,900
		28,725,243	23,513,563
26.04	Unclaimed Accounts: TK. 86,054		
	Suppliers/Contractors Unclaimed Account	86,054	86,054
		86,054	86,054
26.05	Undistributed ADP Loan to Joint Ventures Units: TK. 16,698,000		
	Magura Paper Mills Ltd.	10,150,000	10,150,000
	Rahim Pulp & Paper Mills Ltd.	1,350,000	1,350,000
	Eastern Pulp & Paper Mills Ltd.	5,098,000	5,098,000
	Wavin (BD) Ltd.	100,000	100,000
		16,698,000	16,698,000



Sl. No.	Particulars	Amount in Taka	
		2021-2022	2020-2021
26.06	Security Deposit: TK. 63,273,932		
	Security Deposit - Head Office	35,809,798	33,910,069
	Security Deposit-Branch Office	27,464,134	26,904,944
		63,273,932	60,815,013
26.07	Accrued Expenses Against Closed Enterprises: TK. 168,114,647		
	Dhaka Leather Company Ltd.	163,208,647	148,608,303
	Kohinoor Battery Manu. Ltd.	4,906,000	4,906,000
		168,114,647	153,514,303
26.08	Accrued Expenses Against Pay Off Enterprises: TK. 1,410,847,986		
	Khulna Newsprint Mills Ltd.	336,029,499	299,919,037
	North Bengal Paper Mills Ltd.	221,734,426	175,871,385
	Khulna Hardboard Mills Ltd.	154,566,483	131,699,331
	Chittagong Chemical Complex	603,985,443	590,207,653
	Karnaphuli Rayon & Chemical Co. Ltd.	87,440,135	83,838,673
	Ujala Match Factory (BMI)	5,303,000	5,303,000
	Lira Industrial Enterprise Ltd.	1,789,000	1,789,000
		1,410,847,986	1,288,628,079
26.09	Project Current Account: TK. 233,900,634		
	Long Term Proposed for Pulp & Paper Industries	402,717	402,717
	Man Made Fiber Industry	438,951	438,951
	Bogra Leather Complex	1,477,599	1,477,599
	BMRE of Tanneries	1,858,270	1,858,270
	Feasibility Study on Shoe Market	189,800	189,800
	Petro Chemical Complex	651,651	651,651
	Gypsum & Soda Ash Plant	3,666,593	3,666,593
	Sulphuric Acid Plant	4,028,270	4,028,270
	Contraceptive of Birth Control	1,071,500	1,071,500
	Noverties BD Ltd. (Ciba-Geigy)	1,932,434	1,932,434
	GPUFF-STL to Project	-	496,198
	DAP-1 Fertilizer Company Ltd.	113,537,283	753,321,220
	DAP-2 Fertilizer Company Ltd.	104,421,416	104,421,416
	Development of Pharma Ind.	224,149	224,149
		233,900,634	874,180,769
26.10	Enterprise Current A/C: TK. 2,358,643,884		
	Urea Fertilizer Factory Ltd.	4,274,219	131,222
	Ashuganj Fertilizer And Chemical Company Limited (AFCCCL)	1,546,612,199	848,640,729
	Chittagong Urea Fertilizer Ltd.	907,391,725	401,875,911
	Jamuna Fertilizer Co. Ltd.	1,183,458,493	543,968,283
	Khulna Newsprint Mills Ltd.	(1,283,092,751)	387,127,351
		2,358,643,884	2,181,743,496
26.11	Other Liabilities : TK. 4,159,118		
	Inter Project Current Account (i)	4,289,858	4,719,822
	Others (ii)	4,260	3,212,940
	Foreign Remit. From Malay.- Oth. Liab	(135,000)	-
		4,159,118	7,932,762



Sl. No.	Particulars	Amount in Taka	
		2021-2022	2020-2021
	(i) Inter Project Current Account: TK. 4,289,858		
	Bangladesh Insulatore and Sanetaryware Factory Ltd.	3,542,691	3,542,691
	Khulna Newsprint Mills Ltd.	740,832	1,170,796
	KPM	6,335	6,335
		4,289,858	4,719,822
	(ii) Others: TK. 4,260		
	Advance Rent	4,260	4,260
	Death Compensation	-	3,208,680
		4,260	3,212,940
27.00	Provision for Corporate Income Tax: TK. 298,726,569		
	Opening Balance	268,726,569	263,589,957
	Add: Provision for the year	30,000,000	37,000,000
		298,726,569	300,589,957
	Less: Adjustment for the year	-	31,863,388
		298,726,569	268,726,569



Sl. No.	Particulars	Amount in Taka	
		2021-2022	2020-2021
28.00	Rental Income: TK. 113,867,843		
	BCIC Bhaban	88,751,500	89,894,945
	BCIC Auditorium/ Conf. Room	25,000	61,000
	MHC- Empl. Club	45,000	(3,000)
	MHC- Off. Club	3,000	-
	74, Dilkusha	2,320,174	3,937,128
	BCIC Shadan	4,838,808	4,838,820
	48, Motijheel	6,715,873	8,703,924
	Imamganj	1,467,765	1,098,478
	BCIC Shadan, Ctg.	9,700,723	12,746,444
		113,867,843	121,277,739
29.00	Dividend Income: TK. 28,319,837		
	Sanofi	8,612,189	21,530,460
	Noverties -C. Geigy	-	7,800,288
	Syngenta -C. Geigy	19,707,648	19,707,648
		28,319,837	49,038,396
30.00	Miscellaneous Income: TK. 32,356,553		
	Gain of Sale of Fixed Assets	32,543	-
	Sale of wastage	415,543	-
	Sale of Tender Form	2,229,428	614,200
	Enlistment Fees	1,828,500	1,545,900
	Sale of Enlistment Form	59,301	80,600
	Fines & Compensation	143,449	52,834
	Forfeiture of Bank Guarantee	3,258,550	-
	Forfeit. Of Security/ Earnest Money	100	-
	Rest House Income	25,300	9,915
	Catalogue/ Manual/ Books Sale	150	365
	Job Application Fees	24,037,650	9,506,000
	Others	326,039	733,885
		32,356,553	12,543,698
31.00	Management Charges on Enterprises: TK. 915,666,168		
	Chittagong Urea Fertilizer Ltd.	100,000,000	100,000,000
	Jamuna Fertilizer Co. Ltd.	200,000,000	200,000,000
	Ashuganj Fertilizer and Chemical Company Limited	88,995,000	180,000,000
	TSP Complex Ltd.	200,000,000	164,200,000
	Bangladesh Insulator & Sanitaryware Factory Ltd.	-	1,100,000
	Chhatak Cement company Ltd	-	2,630,000
	Usmania Glass Sheet Factory Ltd.	327,000	327,000
	Karnaphuli Paper Mills Ltd.	1,450,000	2,095,000
	Prior Year Income Adjustment Account (LEVEY)	(25,105,832)	(38,648,715)
	DAP Fertilizer Company Ltd.	170,000,000	169,919,000
	Shahhajalal Fertilizer Company Ltd.	180,000,000	185,097,000
		915,666,168	966,719,285



Sl. No.	Particulars	Amount in Taka	
		2021-2022	2020-2021
32.00	Salary & Allowances: TK. 723,015,200		
	Head Office (32.01)	639,126,797	647,500,510
	Branch Office (32.02)	14,039,461	15,333,179
	Closed Enterprise (32.03)	11,939,691	5,079,494
	Pay-Off Enterprise (32.04)	57,909,250	144,733,883
		723,015,200	812,647,066
32.01	Head Office: TK. 639,126,797		
	Officers Salary	492,192,520	481,484,913
	Staff Salary	146,934,277	166,015,597
		639,126,797	647,500,510
32.02	Branch Office: TK. 14,039,461		
	Officers Salary	8,557,058	9,540,122
	Staff Salary	5,482,403	5,793,057
		14,039,461	15,333,179
32.03	Closed Enterprise: TK. 11,939,691		
	Dhaka Lether Complex-Salary & Allowance	11,939,691	5,079,494
		11,939,691	5,079,494
32.04	Pay off Enterprise : TK. 57,909,250		
	KNM - Salary & Allowance	14,084,000	9,026,000
	NBPM - Salary & Allowance	7,074,000	9,710,000
	CCCL - Salary & Allowance	12,076,524	25,162,382
	KRC - Salary & Allowance	3,275,574	2,031,274
	KHBM- Salary & Allowance	21,399,152	98,804,227
		57,909,250	144,733,883
33.00	Genarel Expenses: TK. 149,283,260		
	Head Office	80,558,381	62,522,820
	Branch Office	1,753,569	1,399,959
	Closed Enterprises (33.01)	2,660,653	9,026,818
	Pay-Off Enterprises (33.02)	64,310,657	18,262,419
		149,283,260	91,212,016
33.01	Closed Enterprises: TK. 2,660,653		
	Dhaka Lether Complex- General Expenses	2,660,653	9,026,818
		2,660,653	9,026,818
33.02	Pay-Off Enterprises: TK. 64,310,657		
	KNM - General Expenses	22,026,462	6,280,082
	NBPM - General Expenses	38,789,041	2,201,044
	CCCL - General Expenses	1,701,266	7,757,274
	KRC - General Expenses	325,888	580,616
	KHBM- General Expenses	1,468,000	1,443,403
		64,310,657	18,262,419
34.00	Depreciation: TK. 41,567,461		
	Head Office, Branch Office & Distribution Division	36,955,109	37,866,122
	BCIC College	4,612,352	4,305,471
		41,567,461	42,171,593
35.00	Rent, Rates & Taxes: TK. 10,073,468		
	Head Office	9,090,198	7,436,531
	Branch Office	983,270	615,807
		10,073,468	8,052,338



Sl. No.	Particulars	Amount in Taka	
		2021-2022	2020-2021
36.00	Repairs & Maintenance: TK. 17,646,963		
	Head Office	17,152,862	13,561,628
	Branch Office	494,101	164,542
		17,646,963	13,726,170
37.00	Legal & Professional Expenses: TK. 2,407,342		
	Audit Fees	212,000	302,000
	Legal Advisor Fees	1,708,992	1,052,422
	Income Tax Advisor Fees	109,350	950
	Legal Advisors Fees- B.O	377,000	140,600
		2,407,342	1,495,972
38.00	Vehicle Expenses: TK. 30,100,923		
	Head Office	29,142,418	26,499,019
	Branch Office	958,505	779,753
		30,100,923	27,278,772
39.00	Financial Expenses: TK. 996,237		
	Bank charge- H.O	446,704	3,865,660
	Bank charge-B.O.	549,533	602,245
		996,237	4,467,905
40.00	Development Expenses: TK. 4,945,003		
	Delegation / Conference Expenses	945,000	-
	Research & Productivity	3,881,503	1,568,017
	Journal / Brochier/ Gift /Catalog/Gift Card	118,500	13,250
		4,945,003	1,581,267
41.00	Welfare Expenses: TK. 5,973,697		
	Head Office	5,722,837	4,703,103
	Branch Office	250,860	254,933
		5,973,697	4,958,035
42.00	Colony Maintenance Expenses: TK. 16,082,248		
	Electricity & Lighting	5,909,165	5,597,107
	Gas Consumption	306,528	226,808
	WASA Royalty	2,183,520	2,385,708
	Cleaning Expenses	1,315,380	1,163,790
	Grass Cutting Expenses	-	147,630
	Residential Building MHC	2,228,126	2,779,344
	Residential Building BHC	2,720,695	1,554,720
	Residential Building - Panchabati	651,014	62,969
	Mechinery and Electronic -MHC	326,454	750,344
	Mosque Maintenance	-	445,942
	Others-MHC	198,940	-
	Municipal Tax	199,228	199,228
	Mechinery and Electronic- Panchabati	43,198	-
		16,082,248	15,313,590



Sl. No.	Particulars	Amount in Taka	
		2021-2022	2020-2021
43.00	College Running Expenses / (Income): TK. 62,730,951		
	Basic Pay-Sal. & Allowance	65,305,679	64,601,975
	House Rent Allowance- Sal. & Allow.	32,320,280	31,967,896
	Medical Allowance- Sal. & Allow.	2,373,279	2,484,032
	Conveyance Allowance -Sal. & Allow.	90,300	96,900
	Washing Allowance -Sal. & Allow	15,400	16,800
	Festival Bonus-Sal.& Allow	6,430,778	11,019,220
	Recreation Leave Allow.- Sal & Allow	177,710	855,360
	Provident Fund-Sal. & Allow	146,672	156,672
	Pension/Gratuity-Sal. & Allow	27,537,549	24,209,623
	Tiffin Allowance -Sal. & Allow.	60,200	64,600
	Overtime Allowance-Sal & Allow	334,056	409,034
	Overduties Allowance-Sal & Allow	111,600	73,600
	Education Allowance	684,806	687,161
	Printing and Stationery-Gen. Exp	1,020,359	626,496
	Municipal Tex-Gen. Exp	42,394	29,166
	Board Exp-Gen.Exp.	669,394	1,024,472
	Water and Electr.Consumption-Gen.Exp.	806,300	784,659
	Sports Expenses-Gen & Exp.	57,728	24,130
	Festival and Faire-Gen.Exp.	743,226	104,960
	Educat.Scholar. -Govt./BCIC-Gen.Exp	196,468	-
	Postage,Telegram & Tele.- Gen.Exp.	6,778	124,620
	Repairs & Maintenance-Gen. Exp.	1,416,071	521,663
	Honorarium Allowance-Gen.Exp.	4,107,912	3,011,199
	Conveyance-Gen. Exp.	39,025	29,532
	Entertainment-Gen.Exp.	162,932	95,875
	Newspaper-Gen. Exp.	12,604	6,330
	Milad Expense-Gen. Exp.	593,400	-
	Bank Charge-Gen. Exp.	68,307	51,152
	Cleaning Expense-Gen. Exp.	1,379,991	1,115,087
	Depreciation-Gen. Exp.	4,612,352	4,305,471
	Others -Gen. Exp.	2,142,607	2,412,499
	Scout Expenses-Gen. Exp.	29,632	-
	Admission Fees-Income	(4,920,800)	(2,847,678)
	Session Charge-Income	(15,290,000)	(9,192,700)
	Tution Fees-Income	(53,216,443)	(40,244,549)
	Maintenance Fees-Income	(3,350,300)	(114,500)
	Library Fees-Income	(1,145,240)	(118,150)
	Laboratory Fees-Income	(413,290)	(183,905)
	Sports Fees-Income	(13,655)	(172,330)
	Examination Fees-Income	(2,480,330)	(107,664)
	Report Card-Income	(339,510)	(24,800)
	Syllabus-Income	(345,010)	(41,580)
	Magazine Fees-Income	(294,250)	(144,400)
	Milad Fees-Income	(561,800)	(83,725)
	Board Fees-Income	(2,271,575)	(426,445)
	Others-Income	(1,698,829)	(2,728,952)
	Computer Fees Income	(2,672,185)	-
	Water & Electricity Fees-Income	(990,500)	(154,195)
	Cultural Fees-Income	(592,780)	(117,325)
	Scout Fees-Income	(120,390)	(14,096)
	Bank Interest -Income	(247,951)	(213,324)
		62,730,951	93,979,866



BANGALDESH CHEMICAL INDUSTRIES CORPORATION
SCHEDULE OF PROPERTY, PLANT AND EQUIPMENT (PPE)
AS AT 30 JUNE 2022

Annexure-A

PARTICULARS	C O S T				Rate of Dep.	D E P R E C I A T I O N				Written down value as at 30.06.2022
	Balance as at 01.07.2021	Addition during the year	Disp/Adjust. during the year	Balance as at 30.06.2022		Accu. Dep. as on 01.07.2021	Charged for the year	Disp/Adjust. of Accu. Dep. dur. the year	Accu. Dep. as on 30.06.2022	
Land	10,094,949	-	-	10,094,949	-	-	-	-	-	10,094,949
Land Development	99,323,654	306,960	-	99,630,614	-	-	-	-	-	99,630,614
Office Building	888,695,967	9,088,131	-	897,784,098	2.50%	239,514,985	16,470,248	-	255,985,233	641,798,865
Residential Building	252,161,759	-	-	252,161,759	2.50%	80,008,879	4,303,823	-	84,312,702	167,849,057
Other Construction	111,872,947	4,562,290	-	116,435,238	10%	81,336,465	3,509,879	-	84,846,344	31,588,894
Machinery & Equipment	94,230,757	-	(989,337)	93,241,420	7.50%	41,692,707	3,935,115	(919,488)	44,708,334	48,533,086
Office Equipment	9,206,368	19,673	(424,000)	8,802,041	12.50%	7,519,613	411,616	(394,655)	7,536,574	1,265,467
Elect. & Elect. Equipment	15,380,845	3,139,457	(1,476,200)	17,044,102	20%	10,910,817	1,516,057	(1,446,995)	10,979,879	6,064,223
Info. Techlogy Equipment	84,992,024	6,747,686	(2,324,357)	89,415,353	20%	60,889,046	5,678,218	(2,247,442)	64,319,822	25,095,531
Transport & Vehicles	84,214,708	-	-	84,214,708	20%	71,851,157	2,472,711	-	74,323,868	9,890,840
Furniture & Fixture	68,819,917	2,590,318	(676,068)	70,734,167	10%	42,564,351	2,865,114	(481,268)	44,948,197	25,785,970
Sundry Assets	12,476,921	300,591	-	12,777,512	25%	10,646,759	404,680	-	11,051,439	1,726,074
Balance as at 30.06.2022	1,731,470,817	26,755,106	(5,889,962)	1,752,335,961	-	646,934,779	41,567,461	(5,489,848)	683,012,392	1,069,323,570
Balance as at 30.06.2021	1,688,336,737	43,201,930	67,850	1,731,470,817	-	604,796,297	42,171,593	33,111	646,934,779	1,084,536,038

The Depreciation for the financial year is allocated as follow:

Head Office, Branch Office & Distribution Division
 BCIC College

30-Jun-22
 36,955,109
 4,612,352
41,567,461



BANGALDESH CHEMICAL INDUSTRIES CORPORATION
SCHEDULE OF INVESTMENT IN EQUITY (BCIC + GOVT.)
For the year ended 30 June 2022

Annexure - B

Name of Enterprises/Projects	Amount in Taka			
	Govt. Equity	BCIC Equity	FY 2021-2022	FY 2020-2021
Shahajalal Fertilizer Company Ltd. (Former NGFFL)	749,258,200	-	749,258,200	749,258,200
Urea Fertilizer Factory Ltd.	4,354,825,976	-	4,354,825,976	4,354,825,976
TSP Complex Ltd.	605,223,000	-	605,223,000	605,223,000
Chittagong Urea Fertilizer Ltd.	7,483,715,000	-	7,483,715,000	7,483,715,000
Jamuna Fertilizer Company Ltd.	6,426,153,800	-	6,426,153,800	6,426,153,800
Polash Urea Fertilizer Factory Ltd.	901,121,000	-	901,121,000	901,121,000
Ashuganj Fertilizer And Chemical Company Limited (AFCCL)	1,817,731,400	-	1,817,731,400	1,817,731,400
Khulna Newsprint Mills Ltd.	200,225,000	-	200,225,000	200,225,000
Khulna Hardboard Mills Ltd.	2,500,000	-	2,500,000	2,500,000
North Bengal Paper Mills Ltd.	238,842,000	-	238,842,000	238,842,000
Karnaphuli Paper Mills Ltd.	1,034,842,615	-	1,034,842,615	1,034,842,615
Karnaphuli Rayon & Chemical Ltd.	308,715,040	-	308,715,040	308,715,040
Chhatak Cement Company. Ltd.	151,015,120	-	151,015,120	151,015,120
Chittagong Chemical Complex	47,000,000	-	47,000,000	47,000,000
Kohinoor Battery Mfg. Ltd.	20,000,000	-	20,000,000	20,000,000
Dhaka Leather Company Ltd.	-	299,000,000	299,000,000	299,000,000
Usmania Glass Sheet Factory Ltd.	34,547,700	-	34,547,700	34,547,700
DAP Fertilizer Company Ltd.	5,585,497,327	-	5,585,497,327	5,585,497,327
Shajalal Fertilizer Company ltd. (Project)	5,402,956,400	-	5,402,956,400	5,402,956,400
Wet Process to Dry Process of CCCL	949,235,000	-	949,235,000	949,235,000
13 Buffer Godown Nirman Project	1,075,492,000	-	1,075,492,000	795,491,632
Ghorashal Polash Urea Fertilizer Project (GPUFP)	2,954,945,600	-	2,954,945,600	2,411,465,699
34 Buffer Godown Nirman Project	610,647,136	-	610,647,136	610,647,136
TOTAL	40,954,489,314	299,000,000	41,253,489,314	40,430,009,045



BANGALDESH CHEMICAL INDUSTRIES CORPORATION
SCHEDULE OF SHARE (Govt. + BCIC)
For the year ended 30 June 2022

Annexure - C

Name of Enterprises/Projects	Amount in Taka			
	Govt. Share	BCIC Share	FY 2021-2022	FY 2020-2021
Shahajalal Fertilizer Company Ltd. (Former NGFFL)	55,745,070	43,417,950	99,163,020	99,163,020
Urea Fertilizer Factory Ltd.	-	700	700	700
TSP Complex Ltd.	-	700	700	700
Polash Urea Fertilizer Factory Ltd.	-	500,000	500,000	500,000
Jamuna Fertilizer Company Ltd.	-	500,000	500,000	500,000
Chittagong Urea Fertilizer Factory Ltd.	-	700	700	700
Ashugonj Fertilizer And Chemical Company Limited (AFCCL)	2,510,904,400	200	2,510,904,600	2,510,904,600
Bangladesh Fertilizer & Agro Chemicals	-	8,000,000	8,000,000	8,000,000
Miracle Industries Ltd.	-	9,534,980	9,534,980	9,534,980
Khulna Newsprint Mills Ltd.	168,660,000	-	168,660,000	168,660,000
Khulna Hardboard Mills Ltd.	3,757,000	-	3,757,000	3,757,000
Usmania Glass Sheet Factory Ltd.	29,006,250	-	29,006,250	29,006,250
Lira Industrial Enterprise Ltd.	312,500	-	312,500	312,500
Karnaphuli Fertilizer Co. Ltd.	17,000,000	1,987,984,900	2,004,984,900	2,004,984,900
Dhaka Match Industries Ltd.	25,500,000	-	25,500,000	25,500,000
Avent. Pharma Poulenc	21,600,000	-	21,600,000	21,600,000
Noverties (BD) Ltd. (Ciba-Geigy)	62,576,900	2,425,500	65,002,400	65,002,400
Bayer Corp. Since	8,000,000	-	8,000,000	8,000,000
Bangladesh Insulator & Sanitary-Ware factory Ltd.	187,795,000	700	187,795,700	187,795,700
Chhatak Cement Co. Ltd.	2,584,880	-	2,584,880	2,584,880
Syngenta	39,525,600	1,532,000	41,057,600	41,057,600
North Bengal Paper Mills Ltd.	-	500	500	500
Sylhet Pulp & Paper Mills Ltd.	-	-	-	-
Eastern Pulp & Paper Mills	-	12,175,600	12,175,600	12,175,600
Bulk Management (BD) Ltd.	-	150,000	150,000	150,000
Wavin Bangladesh Ltd.	-	40,000	40,000	40,000
Dhaka Leather Company Ltd.	-	1,000,000	1,000,000	1,000,000
GPFPLC-BCIC Inv. In share	-	10,000	10,000	10,000
Saudi Bangla Integra. Cemenf com. Ltd	-	50	50	-
ICB Islami Bank -BCIC Inv.in share	-	7,943,000	7,943,000	7,943,000
Total	3,132,967,600	2,075,217,480	5,208,185,080	5,208,185,030



BANGALDESH CHEMICAL INDUSTRIES CORPORATION
 BCIC BHABAN, 30-31, DILKUSHA C/A, DHAKA.
 SCHEDULE OF FIXED DEPOSIT (F.D.R) (BCIC College)
 For the year ended 30 June 2022

Annexure-D

Particulars	PRINCIPAL		ENCASHMENT		Interest during the year	Closing Balance
	Opening Balance	Addition during the year	Principal	Interest		
A. Revenue Fund:						
Sonali Bank Ltd. Mirpur, S-1, FDR No-0373240/35	313,021	12,679	-	-	-	325,700
Sonali Bank Ltd. Mirpur, S-1, FDR No-259646/593	286,010	11,572	-	-	-	297,582
Total Revenue Fund as on 30 June 2022	599,031	24,251	-	-	-	623,282
Total Revenue Fund as on 30 June 2021	556,269	42,762	-	-	-	599,031



BANGALDESH CHEMICAL INDUSTRIES CORPORATION
BCIC BHABAN, 30-31, DILKUSHA C/A, DHAKA.
SCHEDULE OF CASH AND BANK BALANCES

Annexure - E

Particulars	A/C. No	Amount in Taka	
		FY 2021-2022	FY 2020-2021
BCIC Head Office:			
Janata Bank Ltd. Dilkusha Corporation Br. Dhaka	SND-36000059	379,669,982	(10,753,580)
Janata Bank Ltd. , Imamgonj Branch, Dhaka	SND-36000096	944,048	921,346
Janata Bank Ltd., JBCB	SND-272	3,499,501	3,413,536
Janata Bank Ltd., Local Office	SND-36001976	387,506,824	461,383,872
Janata Bank Ltd., Head Office, Dhaka	SND-1431	75,123,680	86,575,129
Sonali Bank Ltd. , Local Office, Dhaka	SND-36000434	3,869,158	2,130,035
Sonali Bank Ltd., Shilpa Bhaban Br., Dhaka	SND-131	5,110,478	18,739,905
Rupali Bank Ltd., Local Office	SND-20	73,861,455	83,611,648
Pubali Bank Ltd. Foreign Exchange Branch	STD-116	347,203	23,943,626
AB Bank Ltd. Principal Branch, Dhaka	STD-222003-430	71,765,915	89,526,042
National Bank Ltd., Dilkusha Branch, Dhaka.	PSA-1780819	27,875,014	1,384,869,984
Agrani Bank Ltd., Principal Branch, Dhaka	STD-506	89,413,377	133,898,023
NCCBL. Dilkusha Branch, Dhaka	SND-144	3,627,184	7,031,836
Trust Bank Ltd., Dilkusha Br.	SND-49	3,741,876	3,736,885
Basic Bank Ltd., Dilkusha Corporate. Br.	SND-459	190,959,806	207,138,069
Uttara Bank Ltd., L/ Office	STD-125-5	29,699,444	-
Agrani Bank Ltd. B.Wapda Br.	SND-6449898	250,000,000	-
Uttara Bank Ltd., Local Office , Dhaka	CC- 1368	5,495,501	3,204,405
Total		1,602,510,446	2,499,370,759
BCIC Branch Office, Chittagong:			
Janata Bank Ltd. ,Pahartali Br. Chittagong	CA-407	957,679	1,170,558
Sonali Bank Ltd., Custom House Br. Chittagong	CA-B/13	635,651	511,066
Uttara Bank Ltd., Agrabad Br. Chittagong	CA-1103491	4,496,013	2,971,692
Janata Bank Ltd., Corporate Br. Chittagong	STD-140	19,972,426	98,013,368
Sonali Bank Ltd., Custom House Br. Chittagong	STD-B/1	1,165,120	1,150,258
Uttara Bank Ltd., Agrabad Br. Chittagong	STD-3300008	67,915,697	67,915,697
Total		95,142,587	171,732,639
BCIC College:			
Sonali Bank Ltd., Mirpur Section-1	STD-966	200,995	5,847
Sonali Bank Ltd. , Mirpur Section-1	STD-1732	-	15,476
Prime Bank Ltd, Mirpur Section-1	STD-1238	-	1,687,555
AB Bank Mirpur-College	STD-5776	145,403	3,514
Prime Bank Ltd, Mirpur Section-1	STD-637	-	111,350
Prime Bank Ltd, Mirpur Section-1	STD-434	-	6,423
AB Bank Mirpur-College	STD-5777	634	2,573
Prime Bank Ltd, Mirpur Section-1	STD-1239	134	64,692
Prime Bank Ltd, Mirpur Section-1	STD- 2735	(345)	6,190
AB Bank Ltd. , Mirpur	STD- 430	12,654,345	17,992,947
Total		13,001,166	19,896,567
BCIC Distribution Division :			
Pubali Bank Ltd. Senakalyan Br. Dhaka	STD-2263	65,860	66,471
Total		65,860	66,471
GRAND TOTAL		1,710,720,059	2,691,066,435



BANGALDESH CHEMICAL INDUSTRIES CORPORATION
BCIC BHABAN, 30-31, DILKUSHA C/A, DHAKA.
SCHEDULE OF SUNDRY DEBTORS
For the year ended 30 June 2022

Annexure - F

Sl. No.	Account Description	Amount in Taka	
		2021-2022	2020-2021
A	Head Office:		
	Rent Receivable:		
1	AB Bank Ltd. - Rent Rec.	3,495,708	2,469,380
2	Chamber of Industries - Rent Rec.	90,259	90,259
3	Q.C. Shipping Ltd. - Rent Rec.	742,652	742,652
4	Jeroms Consultants - Rent Rec.	5,245,295	4,403,713
5	S.S. Corp. (New) - Rent Rec.	53,500	53,500
6	Nabab & Co.-Rent Rec.	1,155,670	1,054,425
7	Muhibbin - Rent Rec.	354,586	354,586
8	Bangladesh Tyres - Rent Rec.	1,469,816	1,469,816
9	BD Monosp. Pap. Mfg.Co.Ltd. - Rent Rec.	514,188	514,188
10	S. Mustafizur Rahman - Rent Rec.	1,240,345	1,240,345
11	Carbon Holdings - Rent Rec.	120,779	78,806
12	Multi Trade Enterprise - Rent Rec.	715,550	715,550
13	Ahmed & Akhter Rent Rec.	1,347,306	1,171,298
14	Mollik Traders	465,408	446,252
15	Poton Traders Pvt. Ltd. - Rent Rec.	1,283,716	3,904,969
16	E.R Resources - Rent Rec.	79,523	52,047
17	Resons Corporation - Rent Rec.	155,685	155,685
18	Paper Processing - 2 Rent Rec.	239,290	239,290
19	Popular Life Insurance,Rent Rec.	-	481,134
20	M.R. Trading - Rent Rec.	1,462,187	3,133,203
21	Motaleb Associates	33,752	6,904
22	Romana Enterprise - Rent Rec.	128,023	155,599
23	Alfaz International - Rent Rec.	136,243	136,243
24	Ruma Eenterprise - Rent Rec.	163,530	163,530
25	Rafi & Rachi - Rent Rec.	799,788	518,356
26	Pacific Travels - Rent Rec.	242,440	242,440
27	Kenedy Brothers - Rent Rec.	61,856	61,856
28	Brothers Textile - Rent Rec.	396,217	396,217
29	Incentive Unit - Rent Rec.	150,624	150,624
30	Grameenphone Ltd. - Rent Rec.	789,360	(35,573)
31	Mazeda Febrics - Rent Rec.	280,080	280,080
32	Asroy Realstate - Rent Rec.	1,622,756	1,395,893
33	Prestige Corporation - Rent Rec.	98,912	98,912
34	Oasis Techonogy - Rent Rec.	210,416	420,854
35	VIP Travels - Rent Rec.	81,800	81,800



Sl. No.	Account Description	Amount in Taka	
		2021-2022	2020-2021
36	East West Trading - Rent Rec.	55,880	55,880
37	Radix Enterprise - Rent Rec.	176,158	176,158
38	Marshal Distilleries - Rent Rec.	512,600	512,600
39	Tasnia Fabrics - Rent Rec.	140,124	140,124
40	Mehedi Enterprise - Rent Rec.	301,873	482,059
41	Multiwage Mark, Co. Ltd. - Rent.Rec.	984,240	727,392
42	Assoc. for Soc. Econ. Dev. - Rent Rec.	292,198	292,198
43	SA Trading - Rent Rec.	215,018	215,018
44	Asia Motors Ltd. - Rent Rec.	144,600	144,600
45	Dimano Ltd. - Rent Rec.	381,020	304,816
46	Miracal Enterprise - Rent Rec.	(17,618)	(17,618)
47	Fashon D Novo - Rent Rec.	6,506,083	6,506,083
48	Beximco Ltd. - Rent Rec.	3	3
49	Paper Processing - 1 Rent Rec.	487,707	487,707
50	Magura Group - Rent Rec.	729,261	1,028,445
51	Ajak Jute Mills - Rent Rec.	2,377,996	2,377,996
52	Crystal Fas/ Creative Paper - Rent Rec.	963,468	2,064,932
53	Petroleum Product - Rent Rec.	186	186
54	South Asia Dev. Corp. - Rent Rec.	19,149,486	16,822,386
55	Union Insur. Co. Ltd	726,516	726,516
56	Sonali Jute Mills. - Rent Rec.	1,674,660	1,674,660
57	Desh Builders	20,206	94,069
58	Nation Wide Ltd. - Rent Rec.	11,876,471	10,913,690
59	Enginrg. Trade Consultant - Rent Rec.	443,258	443,258
60	Master Sea Max. - Rent Rec.	20,070,413	18,650,309
61	Shema & Co - Rent Rec.	71,505	71,505
62	Mouri Air Express - Rent Rec.	366,160	366,160
63	The Padma Fabrics Ltd. - Rent Rec.	5,156	5,156
64	Shapla Money Changer - Rent Rec.	7,344	7,344
65	Unicorn Travels - Rent Rec.	560,461	560,461
66	Transver Ultimate Solut. - Rent Rec.	2,640	2,640
67	Lead International - Rent Rec.	101,860	101,860
68	Ahmed International - Rent Rec.	51,814	51,814
69	Metro Packaging Ltd. - Rent Rec.	237,488	237,488
70	Echhamati Paper Mills - Rent Rec.	189,662	189,662
71	Farhan Money Changer Corp. - Rent Rec.	103,085	103,085
72	Kollol Electronics. - Rent Rec.	302,586	302,586
73	Alam Enterprise - Rent Rec.	148,172	148,172
74	Bangladesh Trade Linkers - Rent Rec.	486,028	486,028
75	Banko Trading Co. Ltd. - Rent Rec.	65,829	65,829
76	Tritech Computer - Rent Rec.	25,410	25,410
77	Sheikh & Sheikh Poly. Ltd. - Rent Rec.	62,000	62,000
78	Promotex Accessories - Rent Rec.	453,056	453,056
79	Dart Equip. & Traders - Rent Rec.	14,956	14,956



Sl. No.	Account Description	Amount in Taka	
		2021-2022	2020-2021
80	D.G. Tech - Rent Rec.	51,570	51,570
81	Gold Air Entp. - Rent Rec.	(17,664)	(17,664)
82	Hirajheel - Rent Rec.	14,858,104	14,828,177
83	Brothers Corp. - Rent Rec.	192,854	192,854
84	Excelsior Corp. - Rent Rec.	150,591	150,591
85	Shakwat Group of Comp. - Rent Rec.	127,371	127,371
86	Aaboc Money Changer - Rent Rec.	45,184	45,184
87	Khaled Mah. Trad. Int. - Rent Rec.	111,142	111,142
88	Asia Corp. - Rent Rec.	48,719	48,719
89	SMT Leather Co. - Rent Rec.	4,783	4,783
90	R.R. Impex - Rent Rec.	22,287	22,287
91	Haor Flood Mang. & Livel Hood(BWDB)	570,140	570,140
92	Day Care Centre - Rent Rec.	175,500	-
93	34 Buffer Godown Nirman Project - Rent Rec.	2,498,400	-
94	China Traders. - Rent Rec.	(200,001)	(8,882)
95	CCCL Project - Rent Rec.	7,098,736	5,806,944
96	13 Buffer Godown Nirman Project - Rent Rec.	1,138,530	1,137,104
97	Rajob Ali, MLSS, MOT- Rent Rec.	322,446	278,262
98	N M Enterprise - Rent Rec.	893,612	592,064
99	China Traders 2 - Rent Rec.	(45,000)	32,466
100	Sharmin Enter. - Rent Rec.	(163,965)	(14,853)
101	Fahim Entp. - Rent Rec.	13,284	13,284
102	Billal Hossain Pan Bitan - Rent Rec.	4,362	4,362
103	Haji Mohd. Ishaq & Sons - Rent Rec.	108,200	108,200
104	Giusuddin & Sons - Rent Rec.	23,008	23,008
105	Argu Food & Resturant - Rent Rec.	338,566	(26,450)
	Sub-Total	125,265,037	119,004,174

Electric Bill Receivable:

106	AB Bank Ltd. - E.B Rec.	2,759,843	2,142,278
107	Chamber of Industries E.B Rec.	28,651	22,336
108	Q.C. Shipping Ltd. - E.B Rec.	40,155	40,155
109	Jaroms Consultant - E.B. Rec.	749,369	741,857
110	Nabab & Co. - E.B. Rec.	78,191	53,790
111	Muhibbin - E.B. Rec.	24,046	24,046
112	Bangladesh Tyres - E.B. Rec.	13,904	13,904
113	BD Monosp. Paper Mfg. Co. Ltd.- E.B. Rec.	27,876	27,876
114	Carbon Holdings - E.B. Rec.	583	1,066
115	Multi Trade Enterprise - E.B. Rec.	60,123	60,123
116	Ahmed & Akhter - E.B. Rec.	17,897	13,716
117	Mollik Traders - E.B. Rec.	25,542	10,408
118	E.R. Resources - E.B. Rec.	1,336	1,760
119	Poton Traders Pvt. Ltd. - E.B. Rec.	155,999	284,053
120	Reasons Corporation - E.B. Rec.	11,404	11,404



Sl. No.	Account Description	Amount in Taka	
		2021-2022	2020-2021
121	Paper Processing 2 - E.B. Rec.	8,851	8,851
122	Popular Life Insurance, E.B. Rec.	-	6,885
123	M. R. Trading - E.B. Rec.	133,169	232,492
124	Motaleb Associate - E.B. Rec.	7,295	109
125	Romana Enterprise - E.B. Rec.	9,676	2,490
126	R.I International - E.B. Rec.	2,128	2,128
127	Ruma Enterprise - E.B. Rec.	8,759	8,759
128	Rafi & Rachi - E.B. Rec.	45,165	34,630
129	Manasco Int. (New) E.B. Rec.	(2,583)	(2,583)
130	Pacific Travels - E.B. Rec.	1,004	1,004
131	Kenedy Brothers - E.B. Rec.	104,223	104,223
132	R.K. Fabrics - E.B. Rec.	48,250	48,250
133	Brothers Textile - E.B. Rec.	7,986	7,986
134	Disel Power Serv. Ltd. - E.B. Rec.	5,890	5,890
135	Incentive Unit - E.B. Rec.	11,085	11,085
136	Grameenphone Ltd. - E.B. Rec.	35,944	25,599
137	Mazeda Febrics - E.B. Rec.	(229)	(229)
138	Asroy Realstate - E.B. Rec.	38,953	34,772
139	Prestige Corporation- E.B. Rec.	11,499	11,498
140	Oasis Technology - E.B. Rec.	26,784	29,697
141	VIP Travels - E.B. Rec.	9,353	9,353
142	East West Trading - E.B. Rec.	1,242	1,242
143	Radix Enterprise - E.B. Rec.	1,430	1,430
144	Marshal Distilleries - E.B. Rec.	24,603	24,603
145	Tasmia Fabrics - E.B. Rec.	1,783	1,783
146	Mehedi Enterprise - E.B. Rec.	45,654	41,444
147	Multiwage Mark. Co. Ltd. - Elec. Bill Rec.	25,513	2,284
148	SA Trading - Elect. Bill Rec.	4,133	4,133
149	Asia Motors Ltd. - Elect. Bill Rec.	10,866	10,866
150	Dimano Ltd. - E.Bill Rec.	27,966	20,478
151	Miracal Enterprice - E.Bill Rec.	(2,196)	(2,196)
152	Fashion D Novo - Elect. Bill Rec.	13,358	13,358
153	Beximco Ltd. - Elect. Bill Rec.	16,283	13,056
154	Paper Processing 1 - Elect. Bill Rec.	24,385	24,385
155	Magura Group - Elect. Bill Rec.	66,872	59,165
156	Ajak Jute Mills - Elect. Bill Rec.	4,889	4,889
157	Creative Paper Mills - Elect. Bill Rec.	178,469	341,936
158	Petrolam Product - Elect. Bill Rec.	3,097	3,518
159	South Asia Dev. Corp. - Elect. Bill Rec.	360,514	299,572
160	Union Insur. Co. Ltd. - Elect. Bill Rec.	(1,001)	(1,001)
161	Sonali Jute Mills - Elect. Bill Rec.	33,571	33,571
162	Desh Builders - E.B.Rec.	(1,660)	1,542
163	Nation Wide Ltd. - E.B. Rec.	(1,438)	(5,619)
164	Engineering Trade Consult. - E.B.Rec.	1,311	1,310



Sl. No.	Account Description	Amount in Taka	
		2021-2022	2020-2021
165	Master Sea Max - E.B. Rec.	28,157	23,976
166	Shema & Co. Rec. - E.B. Rec.	12,893	12,893
167	Misho Trade (Pvt.) Ltd. E. Rec.	15,394	15,394
168	Mouri Air Express - E.B. Rec.	137,060	137,060
169	The Padma Fabrics Ltd. - E.B. Rec.	18,537	18,537
170	Unicorn Travels - E.B. Rec.	35,114	35,114
171	Transver Ultimate Solution - E.B. Rec.	9,547	9,547
172	Lead International - E.B. Rec.	26,985	26,985
173	Ahmed International - E.B. Rec.	7,176	7,176
174	Metro Packaging Ltd. - E.B. Rec.	13,042	13,042
175	Echhamati Paper Mills - E.B. Rec.	1,672	1,672
176	Kollol Electronics - E.B. Rec.	44,693	44,693
177	Alam Enterprise - E.B. Rec.	8,730	8,730
178	Bangladesh Trade Linkers - E.B. Rec.	6,754	6,754
179	Banko Trading Co. Ltd. - E.B. Rec.	32,239	32,239
180	Tritech Computer - E.B. Rec.	7,611	7,611
181	Sheikh & Sheikh Poly. Ltd. - E.B. Rec.	21,501	21,501
182	Mouri Air Express (2) - E.B. Rec.	(2,193)	(2,193)
183	Promotex Accessories - E.B. Rec.	2,878	2,878
184	Skyland Resources-E.B.Rec.	(1)	(1)
185	Dart Equip. & Traders - E.B. Rec.	3,019	3,019
186	D.G. Tech - E.B. Rec.	2,542	2,542
187	Gold Air Entp. - E.B. Rec.	(1,904)	(1,904)
188	Rony Const. Engg. - E.B. Rec.	29,505	29,505
189	Hirajheel. - E.B. Rec.	126,916	111,129
190	Hazari Travels & Tours. - E.B. Rec.	6,026	6,026
191	Excelsior Corp. - E.B. Rec.	8,014	8,014
192	Shakawat Group of Comp. - E.B. Rec.	7,126	7,126
193	Aaboc Money Changer. - E.B. Rec.	17,719	17,719
194	Khaled Mah. Trad. Int. - E.B. Rec.	11,121	11,121
195	Asia Corp. - E.B. Rec.	1,968	1,968
196	SMT Leather Co. - Elect. Bill Rec.	11,827	11,827
197	Al - Arafa Oversease - Elect. Bill Rec.	2,750	2,750
198	Day Care Centre - E.B. Rec.	88,264	-
199	34 Buffer Godown Nirman Proj. - Elect. Bill Rec.	144,302	23,816
200	CCCL Project - E.B. Rec.	545,988	408,514
201	13 Buffer Godown Nirman Proj. - E.B. Rec.	523,083	385,609
Sub-Total		7,303,817	6,379,799



Sl. No.	Account Description	Amount in Taka	
		2021-2022	2020-2021

WASA and Gas Bill Receivables:			
202	AB Bank Ltd. - W.G.B. Rec.	332,926	334,710
203	Chamber of Industries - W.G.B. Rec.	10,193	9,375
204	Q.C. Shipping Ltd. - W.G.B. Rec.	22,660	22,660
205	Jeroms Consultant - W.G.B. Rec.	229,658	202,239
206	Nabab & Co. - W.G.B. Rec.	47,848	36,680
207	Muhibbin - W.G.B. Rec.	15,218	15,218
208	Bangladesh Tyres - W.G.B. Rec.	32,482	32,481
209	Gulf Food Ltd. - W.G.B. Rec.	(1,944)	(1,945)
210	BD Monosp. P. Mgf. Co. Ltd - W.G.B. Rec.	(2,985)	(2,985)
211	S. Mustafizur Rahman - W.G.B. Rec.	(3,807)	(3,807)
212	Rainbow Assoc. - W.G.B. Rec.	(2,985)	(2,985)
213	Carbon Holdings - W .G. Bill Rec.	5,642	7,878
214	Multi Trade Enterprise - W.G.B. Rec.	15,162	15,162
215	M R International. - W .G. Bill Rec.	1,800	1,800
216	Ahmed & Akhter - W.G.B. Rec.	47,097	41,592
217	Mollik Traders - G.B. Rec.	33,500	16,508
218	E.R. Resources - W.G.B. Rec.	3,708	5,173
219	Poton Traders Pvt. Ltd. - W.G.B. Rec.	74,594	137,770
220	Resons Corporation - W.G.B. Rec.	4,887	4,887
221	Paper Processing 2 - W.G.B. Rec.	4,933	4,933
222	Popular Life Insurance, - W.G.B. Rec.	-	29,001
223	M. R. Trading - W.G.B. Rec.	60,267	115,618
224	Motaleb associate - W.G.B. Rec.	2,801	202
225	Romana Enterprise - W.G.B. Rec.	7,411	4,872
226	R.I International - W .G. Bill Rec.	4,445	4,445
227	Ruma Enterprise - W.G.B. Rec.	3,731	3,731
228	Rafi & Rachi - W.G.B. Rec.	59,016	47,032
229	Manasco Int. (New) - W.G.B. Rec.	(704)	(704)
230	Kenedy Brothers - W.G.B. Rec.	75,986	75,986
231	R.K. Fabrics - W.G.B. Rec.	4,288	4,288
232	Brothers Textile - W.G.B. Rec.	11,619	11,619
233	Disel Power Serv. - W .G. Bill Rec.	4,258	4,258
234	Incentive Units - W.G.B. Rec.	2,226	2,226
235	Asroy Realstate - W.G. B. Rec.	77,179	69,785
236	Prestige Corporation - W.G.B. Rec.	82,474	82,474
237	Oasis Technology - W.G.B. Rec.	13,624	10,513
238	VIP Travels - W.G.B. Rec.	5,833	5,833
239	East West Trading - W.G.B. Rec.	1,848	1,848



Sl. No.	Account Description	Amount in Taka	
		2021-2022	2020-2021
240	Radix Enterprise - W.G.B. Rec.	1,961	1,961
241	Marshal Distilleries - W.G.B. Rec.	15,543	15,543
242	Tasnia Fabrics - W.G.B. Rec.	5,037	5,037
243	Mehedi Enterprise - W.G.B. Rec.	8,109	12,915
244	Multiwage Mart.Co. Ltd. - W.G.B. Rec.	12,690	1,303
245	SA Trading - W .G. Bill Rec.	3,762	3,762
246	Asia Motors Ltd. - W.G. Bill Rec.	4,412	4,412
247	Dimano Ltd - W.G.B. Rec.	13,805	10,440
248	Fashon D Novo - W.G. Bill Rec.	186,357	186,357
249	Beximco Ltd. - WASA & Gas - Bill	1,085	1,031
250	Paper Processing 1 - WASA & Gas Bill	(1)	(1)
251	Magura Group - W.G. Bill Rec.	20,325	18,780
252	Ajak Jute Mills - W.G. Bill Rec.	78,410	78,410
253	Creative Paper Mills - W & Gas Bill Rec.	36,280	67,040
254	Petroleum Products - W.G. Bill Rec.	1,562	1,254
255	South Asia Dev.Corp. - W.G. Bill Rec.	502,979	426,809
256	Sonali Jute Mills - W.G. Bill Rec.	82,832	82,832
257	Desh Builders - W.G.B. Rec.	1,414	3,142
258	Nation Wide Ltd. - W .G. Bill Rec.	245,914	211,294
259	Engirg. Trade Consult. - W .G. Bill Rec.	92,642	92,642
260	Master Sea Max - W.G. Bill Rec.	450,116	399,051
261	Misho Trade (Pvt.) Ltd. - W .G. Bill Rec.	(2,338)	(2,338)
262	Mouri Air Express - W.G.B. Rec.	13,821	13,821
263	Unicorn Travels - W.G.B. Rec.	13,101	13,101
264	Lead International - W.G.B. Rec.	1,823	1,822
265	Metro Packaging Ltd. - W.G.B. Rec.	2,935	2,935
266	Farhan Money Chan. Corp. - W .G. Bill Rec.	1,069	1,069
267	Kollol Electronics - W.G.B. Rec.	5,877	5,877
268	Alam Enterprise - W.G.B. Rec.	2,086	2,086
269	Bangladesh Trade Linkers - W.G.B. Rec.	2,405	2,405
270	Banko Trading Co. Ltd. - W.G.B. Rec.	1,932	1,932
271	Sk. & Sheikh Poly. Ltd. - W.G. Bill Rec.	1,701	1,701
272	Hirajheel - W.G. Bill Rec.	(28,340)	690
273	Khaled Mah. Trad. Int. - W & G. Bill Rec.	1,566	1,566
274	Asia Corp. - W.G. Bill Rec.	928	928
275	Haor Flood Mang & Leveli Hood (BWBD)	(147)	(147)
276	Nation Wide - W.G.B. Rec.	29,743	29,743
277	Day Care Centre Wasa Gas Bill Rec.	37,770	-
278	34 Buffer Godown Nirman Proj. W.G.B. Rec.	46,440	16,460
279	CCCL Project - W.G.B Rec.	124,028	81,928
280	13 Buffer Godown Nirman Proj. - W.G.B Rec.	91,364	48,605
		3,399,887	3,198,575
	Total (A)	135,968,741	128,582,548



Sl. No.	Account Description	Amount in Taka	
		2021-2022	2020-2021

B. Branch Office:

281	Hagi & Co. ctg. - B.O. Oth. Rec.	16,679,211	14,880,303
282	Mr. Serajul Alam Ex. ASO-B.O. - Oth. Rec.	99,052	99,052
283	Mr. Abbdus Salam - B.O. Oth. Rec.	1,722	1,722
284	M/S. Rajib Enterprise-B.O - Oth. Rec.	27,051	-
285	M/S. Kabir Ahmed-B.O - Oth. Rec.	2,760	-
286	M/S. Mamunur Rashid-B.O. - Oth. Rec.	1,600	-
287	Busin. Service Supp.-B.O. - Oth. Rec.	1,570,183	1,394,372
288	Metali Enterprise -B.O. - Oth. Rec.	1,725,453	1,542,645
289	Pacific Tel.BD Ltd.-B.O. - Oth. Rec.	17,213,006	17,213,006
290	M/S Abdus Salam-BOC - Other Rec.	-	3,312
291	M/S Jafor Ahmed - Other Rec.	-	3,312
Total (B)		37,320,038	35,137,726

M/S JAFOR AHMED -BOC-OTHER REC.

Details are given in mangement report

C. Distribution Division :

292	Shahadat & Others-Dist. - Oth. Rec.	3,382,196	3,382,196
293	Advert. Against Sales-Dist. - Oth. Rec.	14,268	14,268
Total (C)		3,396,464	3,396,464

Details are given in mangement report

D. Other Receivable:

294	Ministry of Industries - Oth. Rec.	485,062	485,062
295	Board of Investment - Oth. Rec.	(194,963)	(194,963)
296	BSFIC - Oth. Rec.	826,455	826,455
297	BSEC - Oth. Rec.	1,014,192	1,014,192
298	ICTVTR - Oth. Rec.	55,780	55,780
299	Insur. Claim Rec. (SBC) - Oth. Rec.	6,044,258	6,044,258
300	BTMC - Oth. Rec.	18,214	18,214
301	BCIC Canteen - Oth. Rec.	-	7,830
302	ICB Islami Bank - Other Rec.	7,989,348	7,989,348
303	Others Receivable	15,725	15,725
Total (D)		16,254,071	16,261,902

GRAND TOTAL (A+B+C+D)

192,939,315 183,378,639



BANGALDESH CHEMICAL INDUSTRIES CORPORATION
BCIC BHABAN, 30-31, DILKUSHA C/A, DHAKA.
SCHEDULE OF FDR
AS ON 30 JUNE 2022

Annexure-G

Sl. No.	Bank Name	FDR No.	Investment Amount (Amount in Taka)
1	Janata Bank Ltd, Dilkusha	313328/56718	200,000,000
2	Janata Bank Ltd, Dilkusha	0705067/55067153	200,000,000
3	Janata Bank Ltd, Dilkusha	0704925/55068738	200,000,000
4	Janata Bank Ltd, Dilkusha	0544552/0100222842675	200,000,000
5	Janata Bank Ltd, Dilkusha	0544588/0100224768685	1,045,000,000
6	Janata Bank Ltd, Dilkusha	0544596/0100224967017	558,600,000
7	Janata Bank Ltd, Dilkusha	0934695/0100232185664	25,000,000
8	Janata Bank Ltd, Dilkusha	0864321/010022489641	50,000,000
Sub -Total			2,478,600,000
9	Janata Bank Ltd, Local Office	297699/150886	100,000,000
10	Janata Bank Ltd, Local Office	297833/152206	100,000,000
11	Janata Bank Ltd, Local Office	347539/156132	20,000,000
12	Janata Bank Ltd, Local Office	347546/156207	70,000,000
13	Janata Bank Ltd, Local Office	383997/159721	349,000,000
14	Janata Bank Ltd, Local Office	0557335/161108	150,000,000
15	Janata Bank Ltd, Local Office	383859/158335	443,800,000
16	Janata Bank Ltd, Local Office	557303/160786	156,200,000
17	Janata Bank Ltd, Local Office	557449/162254	227,600,000
18	Janata Bank Ltd, Local Office	660413/166866	320,000,000
19	Janata Bank Ltd, Local Office	660243/165174	130,100,000
20	Janata Bank Ltd, Local Office	660268/165439	100,000,000
21	Janata Bank Ltd, Local Office	659702/169687	164,100,000
22	Janata Bank Ltd, Local Office	0659814/55170769	177,900,000
Sub -Total			2,508,700,000
Total			4,987,300,000
23	BASIC Bank Ltd. Dilkusha	17787/1990	10,000,000
24	BASIC Bank Ltd. Dilkusha	018821/11038	108,600,000
25	BASIC Bank Ltd. Dilkusha	018994/11982	400,000,000
26	BASIC Bank Ltd. Dilkusha	018130/5109	106,600,000
27	BASIC Bank Ltd. Dilkusha	105054/1518010015321	155,200,000
28	BASIC Bank Ltd. Dilkusha	087121/1518010017645	100,000,000
29	BASIC Bank Ltd. Dilkusha	119082/1518-01-0018845	147,600,000
30	BASIC Bank Ltd. Dilkusha	214005/1518-01-0019559	77,110,336
Sub -Total			1,105,110,336



Sl. No.	Bank Name	FDR No.	Investment Amount (Amount in Taka)
31	BASIC Bank Ltd. Main branch	065850/0017223	50,000,000
32	BASIC Bank Ltd. Main branch	120860/0028581	50,000,000
33	BASIC Bank Ltd. Main branch	204017/0030170	50,000,000
Sub -Total			150,000,000
34	BASIC Bank Ltd. Babubazar Branch	052125/2318010005884	50,000,000
Sub -Total			50,000,000
Total			1,305,110,336
35	BD Krishi Bank LPO	590739/14849	100,000,000
36	BD Krishi Bank LPO	590738/14848	100,000,000
37	BD Krishi Bank LPO	590827/14936	100,000,000
38	BD Krishi Bank LPO	590828/14937	100,000,000
39	BD Krishi Bank LPO	590829/14938	100,000,000
40	BD Krishi Bank LPO	590830/14939	100,000,000
41	BD Krishi Bank LPO	590930/15039	405,000,000
42	BD Krishi Bank LPO	673017/18406	200,000,000
43	BD Krishi Bank LPO	673589/18972	200,000,000
44	BD Krishi Bank LPO	673592/18975	100,000,000
45	BD Krishi Bank LPO	673624/19007	200,000,000
46	BD Krishi Bank LPO	673637/19020	50,000,000
47	BD Krishi Bank LPO	673665/19047	100,000,000
48	BD Krishi Bank LPO	674016/19397	240,000,000
49	BD Krishi Bank LPO	674387/19706	100,000,000
50	Bangladesg Krishi Bank	675028/20303	200,000,000
51	Bangladesg Krishi Bank	675039/20314	100,000,000
52	Bangladesg Krishi Bank	675048/20323	50,000,000
53	Bangladesg Krishi Bank	675706/20898	130,000,000
54	Bangladesg Krishi Bank	546005/21134	100,000,000
Total			2,775,000,000
55	Agrani Bank F. Ex.	0290903/409	273,800,000
56	Agrani Bank F. Ex.	0587330/2572	250,000,000
Total			523,800,000
57	Rupali Bank Ramna Corporate	0328009/48/24/35/603	77,200,000
Total			77,200,000
Grand Total			9,668,410,336

