

Khan Wahab Shafique Rahman & Co.  
Chartered Accountants

Zoha Zaman Kabir Rashid & Co.  
Chartered Accountants

Independent Auditors' Report  
To the Board of Directors  
of

**Bangladesh Chemical Industries Corporation (BCIC)**

**Report on the Audit of the Financial Statements**

**Qualified Opinion**

We have audited the financial statements of **Bangladesh Chemical Industries Corporation (BCIC)**, which comprise the statement of financial position as at 30 June 2023, and the statement of profit or loss and other comprehensive income, statement of changes in equity and statement of cash flows for the year then ended, and notes to the financial statements, including a summary of significant accounting policies.

In our opinion, except for the effects of the matters described in the *Basis for qualified opinion* section of our report, the accompanying financial statements present fairly, in all material respects, the financial position of BCIC as at 30 June 2023, and its financial performance and its cash flows for the year then ended in accordance with International Financial Reporting Standards (IFRSs) and other applicable laws and regulations.

**Basis for Qualified Opinion**

- i. BCIC has increased its fixed assets by Tk. 67,337,132 including two generators valued at Tk. 16,133,217. These generators, acquired by one of its factories in 1999-2000 and delivered to BCIC in 2009 and 2017, were recorded in the financial statements with a written-down value of Tk 1 at the time of delivery. However, BCIC recognized these generators at 90-100% of their cost value in 2021, deviating from their actual addition year of 1999-2000. Consequently, the recognition discrepancy has led to an overstatement/understatement of property, plant, and equipment for the respective years.
- ii. An amount of Tk. 205,163,500,989 is reported under the classification "Loan to projects / Enterprises" in Note 8.00 of the financial statements as non-current assets. This balance represents outstanding loans extended to sister concerns, with a significant portion remaining unrecovered over an extended period without any adjustments. The likelihood of recovering these amounts is minimal, yet no provisions have been established for these doubtful assets. Consequently, the reported profit and corresponding equity have been overstated by Tk. 205,163,500,989. Additionally, it is noteworthy that Tk. 5,810,696 was provided to Takerghat Limestone Mining Project & Waving Bangladesh Ltd. without the accrual of any interest.



- iii. The financial statements disclose an amount of Tk. 50,378,189,945 categorized under "Investments in Projects/Enterprises" in Note 09.00. These figures represent investments in sister concerns in the form of equity and shares. Notably, a substantial portion of these investments has remained outstanding for an extended period without any recovery or adjustments, making them more likely to be unrecovered. Regrettably, no provisions have been established against these doubtful assets. As a consequence, the reported profit and corresponding equity are overstated by Tk. 50,378,189,945.
- iv. As presented in Note No. 10 (a) and (b) within the financial statements, an aggregate sum of Tk. 500,000 and Tk. 17,521,119,370 is recorded under "Receivable from projects/Enterprise." Some individual balances within these figures have persisted without addition or adjustment for an extended period, raising concerns about potential irrecoverable. Notably, no provisions have been established against these doubtful assets, leading to an overstatement of reported profit and corresponding equity. Additionally, the absence of supporting evidence for verification and the non-submission of a Receivable Ageing Schedule further warrant attention.
- v. Tk. 345,397,731, Tk. 61,437,161, Tk. 1,017,492, and Tk. 390,085 reported as current assets in Note 11 and Sub Notes 12.01.1, 12.02, and 12.03, have been outstanding without adjustment. Lack of supporting evidence for verification raises doubts about their recoverability. Despite this, no provisions have been made, leading to an overstatement of profit and corresponding equity.
- vi. Reference to the Note # 19 of the notes to the financial statements, an amount of Tk. 39,033,743,536 has been shown under the head "Reserve & Surplus" under sub head "KAFCO". Here, FDR interest income of Tk. 39,033,743,536 has been included. However, these amounts have not been shown in the statement of profit or loss and other comprehensive income as income. Therefore, profit has been understated to the extent of Tk. 39,033,743,536.
- vii. BCIC has not recognized Deferred Tax Asset or Deferred Tax Liability with its corresponding effects following IAS-12.
- viii. As disclosed in the Note No.20 of the notes to the financial statements under the head of "Fund for Enterprise", an amount of Tk.2,934,016,350 & Tk.44,928,147,765 respectively has been shown under the sub-head "Govt. Share Capital Fund in Companies & Govt. Equity Fund" included in Notes # 20.01 & 20.02 respectively. However, BCIC books of accounts have shown Tk. 3,132,967,600 & Tk. 44,733,499,715 as investment in project and enterprise in the Note No.09 of the notes to the financial statements. As a result, liability in Govt. Share Capital Fund has been understated by Tk. 198,951,250 & liability in Govt. Equity Fund has been overstated by Tk. 194,648,050.
- ix. Reference to the Note No.21.01 of the notes to the financial statements an amount of Tk. 35,341,333,718 has been shown under the head of "Government ADP Loan" as Non-Current liabilities where most of the loan has been carried forward since long without any payment or adjustment and interest was not charged on some loan portion. Moreover, no supporting evidence in respect of the said loan has been provided to us for our details verification. As a result, the said amount remained unverified/ unconfirmed.



- x. Reference to the Note No.21.02 of the notes to the financial statements an amount of Tk. 169,703,060,337 has been shown under the head of "Foreign Loan" as Non-Current liabilities. However, no supporting evidence in respect of the said amount has been provided to us for our details verification. As a result, the said amount remained unverified/ unconfirmed.
- xi. Reference to the Note No. 21.03, 21.04 & 21.05 of the notes to the financial statements an amount of Tk.178,808,748, Tk.293,930,000 & Tk.2,783,464,717 respectively has been shown under the head of "Bank Debenture Loan, Govt. Debenture Loan & Interest Reserve A/c" as Non-Current liabilities which has been carried forward since long without any addition or adjustment. Moreover, no supporting evidence in respect of the said amount has been provided to us for our details verification. As a result, the said amount remained unverified/ unconfirmed.
- xii. Reference to the Note No.22 of the notes to the financial statements an amount of Tk. 1,938,751,254 has been shown under the head of "PRICE DEFFERENTIAL A/C-KAFCO" as Non-Current liabilities which has been carried forward since long without making any addition or adjustment. Moreover, no supporting evidence in respect of the said amount has been provided to us for our details verification. As a result, the said amount remained unverified/ unconfirmed.
- xiii. Reference to the Note No.26.01 of the notes to the financial statements an amount of Tk.16,143,233 has been shown under the head of "Accrued Expenses for disinvestment Enterprises" as Non-Current liabilities which has been carried forward since long without any addition or adjustment. Moreover, no supporting evidence in respect of the said amount has been provided to us for our details verification. As a result, the said amount remained unverified/ unconfirmed.

We conducted our audit in accordance with International Standards on Auditing (ISAs). Our responsibilities under those standards are further described in the Auditors' Responsibilities for the Audit of the Financial Statements section of our report. We are independent of the corporation in accordance with the International Ethics Standards Board for Accountants' Code of Ethics for Professional Accountants (IESBA Code) together with the ethical requirements that are relevant to our audit of the financial statements in Bangladesh, and we have fulfilled our other ethical responsibilities in accordance these requirements and with the IESBA Code and the Institute of Chartered Accountants of Bangladesh (ICAB) Bye Laws. We believe that the audit evidence we have obtained is sufficient and appropriate to provide a basis for our qualified opinion.

#### **Emphasis of Matter**

We have obtained formal validation from financial institutions regarding the balances of both cash at bank and Fixed Deposit Receipts (FDR), totaling Tk. 5,485,057,204 within the overall financial portfolio of Tk. 15,685,603,552. However, it is noteworthy that within this total amount of Tk. 10,234,025,865 unconfirmed balance was till to our reports date. Our opinion is not modified in respect of this above matter.



## **Responsibilities of Management and Those Charged with Governance for the Financial Statements**

Management is responsible for the preparation of financial statements that give a true and fair view in accordance with IFRSs and other applicable laws and regulations and for such internal control as management determines is necessary to enable the preparation of financial statements that are free from material misstatement, whether due to fraud or error.

In preparing the financial statements, management is responsible for assessing the Corporation's ability to continue as a going concern, disclosing, as applicable, matters related to going concern and using the going concern basis of accounting unless management either intends to liquidate the Corporation or to cease operations, or has no realistic alternative but to do so.

Those charged with governance are responsible for overseeing the Corporation's financial reporting process.

### **Auditor's Responsibilities for the Audit of the Financial Statements**

Our objectives are to obtain reasonable assurance about whether the financial statements as a whole are free from material misstatement, whether due to fraud or error, and to issue an auditor's report that includes our opinion. Reasonable assurance is a high level of assurance, but is not a guarantee that an audit conducted in accordance with ISAs will always detect a material misstatement when it exists. Misstatements can arise from fraud or error and are considered material if, individually or in the aggregate, they could reasonably be expected to influence the economic decisions of users taken on the basis of these financial statements.

As part of an audit in accordance with ISAs, we exercise professional judgment and maintain professional skepticism throughout the audit. We also:


- Identify and assess the risks of material misstatement of the financial statements, whether due to fraud or error, design and perform audit procedures responsive to those risks, and obtain audit evidence that is sufficient and appropriate to provide a basis for our opinion. The risk of not detecting a material misstatement resulting from fraud is higher than for one resulting from error, as fraud may involve collusion, forgery, intentional omissions, misrepresentations, or the override of internal control.
- Obtain an understanding of internal control relevant to the audit in order to design audit procedures that are appropriate in the circumstances, but not for the purpose of expressing an opinion on the effectiveness of the organization's internal control.
- Evaluate the appropriateness of accounting policies used and the reasonableness of accounting estimates and related disclosures made by management.
- Conclude on the appropriateness of management's use of the going concern basis of accounting and, based on the audit evidence obtained, whether a material uncertainty exists related to events or conditions that may cast significant doubt on the Corporation's ability to continue as a going concern. If we conclude that a material uncertainty exists,



we are required to draw attention in our auditor's report to the related disclosures in the financial statements or, if such disclosures are inadequate, to modify our opinion. Our conclusions are based on the audit evidence obtained up to the date of our auditor's report. However, future events or conditions may cause the organization to cease to continue as a going concern.

- Evaluate the overall presentation, structure and content of the financial statements, including the disclosures, and whether the financial statements represent the underlying transactions and events in a manner that achieves fair presentation.

  
Khan Wahab Shafique Rahman & Co.  
Chartered Accountants  
Signed by: Faruk Ahmed FCA  
Partner  
Enrolment No.: 1591  
Firm's Registration No.: 11970 E.P.  
DVC: 24 03 14 1591AS49 3292

  
Zoha Zaman Kabir Rashid & Co.  
Chartered Accountants  
Signed by: Md. Iqbal Hossain FCA  
Partner  
Enrolment No.: 596  
Firm's Registration No.: PF 29518/95.  
DVC: 24 03 14 059 6AS 353378

Place: Dhaka

Dated: 14 MAR 2024



**BANGLADESH CHEMICAL INDUSTRIES CORPORATON**  
**STATEMENT OF FINANCIAL POSITION**  
**AS AT 30 JUNE 2023**

Particulars	Notes	Amount in Taka	
		30.06.2023	30.06.2022
<b>PROPERTIES AND ASSETS:</b>			
<b>Non -Current Assets</b>			
Property, Plant & Equipment	6.00	1,093,005,229	1,069,323,570
Loan to Employees	7.00	3,189,262,640	3,029,156,748
Loan to Projects/Enterprises	8.00	205,163,500,989	190,169,392,828
Investments in Projects/Enterprises	9.00	50,378,189,945	46,599,179,544
<b>Current Assets</b>		<b>47,212,462,207</b>	<b>39,288,262,882</b>
Receivable from Projects/Enterprises	10.00	30,249,146,602	27,172,158,685
Receivable from Disinvested Enterprises	11.00	345,397,731	345,397,731
Advances, Deposits and Prepayments	12.00	187,257,064	168,072,207
Sundry Debtors	13.00	732,276,020	192,939,315
Stock and Stores	14.00	12,781,239	7,632,941
Cash and Bank Balances	15.00	2,460,334,240	1,710,828,386
Investment in FDR	16.00	13,225,269,312	9,691,233,618
<b>Total Property and Assets</b>		<b>307,036,421,010</b>	<b>280,155,315,572</b>
<b>CAPITAL AND LIABILITIES:</b>			
Authorised Capital	17.00	10,000,000	10,000,000
<b>Capital</b>		<b>39,313,675,323</b>	<b>33,738,789,548</b>
Subscribed and Paid-up capital	18.00	2,500,000	2,500,000
Reserve and Surplus	19.00	39,311,175,323	33,736,289,548
<b>Non-Current Liabilities</b>		<b>258,241,448,056</b>	<b>239,468,329,488</b>
Fund for Enterprises	20.00	48,002,099,265	44,223,088,864
Long Term Loan	21.00	208,300,597,537	193,306,489,370
Price Differential A/C- (Gas bill)	22.00	1,938,751,254	1,938,751,254
<b>Current Liabilities</b>		<b>9,481,297,631</b>	<b>6,948,196,536</b>
Loan from Various Sources	23.00	1,278,885,705	1,278,885,705
Employees Benefits	24.00	33,497,840	27,841,346
Liabilities for Goods and Services	25.00	246,185,089	139,963,951
Liabilities for Other Finance	26.00	7,594,002,428	5,202,778,964
Provision for Corporate Income Tax	27.00	328,726,569	298,726,569
<b>Total Capital and Liabilities</b>		<b>307,036,421,010</b>	<b>280,155,315,572</b>

The annexed notes form an integral part of these financial statements

  
 Additional Chief Accountant


  
 General Manager (Company Affairs)

  
 Controller of Accounts

Subject to our separate report of even date.

  
 Khan Wahab Shafique Rahman & Co.  
 Chartered Accountants  
 Signed by: Faruk Ahmed FCA  
 Partner  
 Enrolment No.: 1591  
 Firm's Registration No.: 11970 E.P.  
 DVC: 24 03 14 1591 AS 49 3 292  
 Place: Dhaka  
 Dated: 14 MAR 2024



  
 Zoha Zaman Kabir Rashid & Co.  
 Chartered Accountants  
 Signed by: Md. Iqbal Hossain FCA  
 Partner  
 Enrolment No.: 596  
 Firm's Registration No.: PF 29518/95.  
 DVC: 24 03 14 0596 AS 353 378




**BANGLADESH CHEMICAL INDUSTRIES CORPORATON**  
**STATEMENT OF PROFIT OR LOSS AND OTHER COMPREHENSIVE INCOME**  
**FOR THE YEAR ENDED 30 JUNE 2023**

Particulars	Notes	Amount in Taka	
		2022-2023	2021-2022
<b>REVENUE INCOME</b>			
Rental Income	28.00	111,139,730	113,867,843
Dividend Income	29.00	6,280,292	28,319,837
Miscellaneous Income	30.00	9,704,768	32,356,553
Management Charges on Enterprises	31.00	1,054,415,807	915,666,168
<b>Total Revenue Income</b>		<b>1,181,540,597</b>	<b>1,090,210,401</b>
<b>REVENUE EXPENDITURE</b>			
Salary and Allowances	32.00	853,149,020	723,015,200
General Expenditure	33.00	73,068,413	149,283,260
Depreciation	34.00	36,640,278	36,955,109
Rent, Rates and Taxes	35.00	8,028,512	10,073,468
Repairs and Maintenance	36.00	22,711,902	17,646,963
Legal and Professional Expenses	37.00	982,096	2,407,342
Vehicle Running Expenses	38.00	34,585,172	30,100,923
Financial Expenses	39.00	1,756,373	996,237
Development Expenses	40.00	915,810	4,945,003
Welfare Expenses	41.00	8,195,477	5,973,697
Colony Maintenance Expenses	42.00	14,486,984	16,082,248
College Running Expenses	43.00	97,020,559	62,730,951
Corporate Income Tax	27.00	30,000,000	30,000,000
<b>Total Revenue Expenditure</b>		<b>1,181,540,597</b>	<b>1,090,210,401</b>


The annexed notes form an integral part of these financial statements.

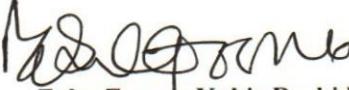
  
 Additional Chief Accountant

  
 General Manager (Company Affairs)

  
 Controller of Accounts

Subject to our separate report of even date.

  
 Khan Wahab Shafique Rahman & Co.  
 Chartered Accountants  
 Signed by: Faruk Ahmed FCA  
 Partner  
 Enrolment No.: 1591  
 Firm's Registration No.: 11970 E.P.  
 DVC: 24 03 14 1591 AS 49 3 292  
 Place: Dhaka  
 Dated: 14 MAR 2024

  
 Zoha Zaman Kabir Rashid & Co.  
 Chartered Accountants  
 Signed by: Md. Iqbal Hossain FCA  
 Partner  
 Enrolment No.: 596  
 Firm's Registration No.: PF 29518/95.  
 DVC: 24 03 14 059 6 AS 35 3 378



**BANGLADESH CHEMICAL INDUSTRIES CORPORATION**  
**STATEMENT OF CHANGES IN EQUITY/FUND**  
**AS AT 30TH JUNE, 2023**

Particulars	Subscribed and Paid-Up Capital	Reserve and Surplus	Total Amount in Taka
Balance as on 1st July, 2022	2,500,000	33,736,289,548	33,738,789,548
Add/ Less: During the year	-	5,574,885,775	5,574,885,775
<b>Balance as on 30th June, 2023</b>	<b>2,500,000</b>	<b>39,311,175,323</b>	<b>39,313,675,323</b>

**BANGLADESH CHEMICAL INDUSTRIES CORPORATION**  
**STATEMENT OF CHANGES IN EQUITY/FUND**  
**AS AT 30TH JUNE, 2022**

Particulars	Subscribed and Paid-Up Capital	Reserve and Surplus	Total Amount in Taka
Balance as on 1st July, 2021	2,500,000	36,526,388,870	36,528,888,870
Add: Addition during the year	-	(2,790,099,323)	(2,790,099,323)
<b>Balance as on 30th June, 2022</b>	<b>2,500,000</b>	<b>33,736,289,548</b>	<b>33,738,789,548</b>


The annexed notes form an integral part of these financial statements


  
 Additional Chief Accountant

  
 General Manager (Company Affairs)

  
 Controller of Accounts

Subject to our separate report of even date.

  
 Khan Wahab Shafique Rahman & Co.  
 Chartered Accountants  
 Signed by: Faruk Ahmed FCA  
 Partner  
 Enrolment No.: 1591  
 Firm's Registration No.: 11970 E.P.  
 DVC: 2403141591AS493292

  
 Zoha Zaman Kabir Rashid & Co.  
 Chartered Accountants  
 Signed by: Md. Iqbal Hossain FCA  
 Partner  
 Enrolment No.: 596  
 Firm's Registration No.: PF 29518/95.  
 DVC: 2403140596AS353378

Place: Dhaka

Dated: 14 MAR 2024




**BANGLADESH CHEMICAL INDUSTRIES CORPORATON**  
**STATEMENT OF CASH FLOWS**  
**FOR THE YEAR ENDED 30 JUNE 2023**

Particulars	Amount in Taka	
	2022-2023	2021-2022
<b>CASH FLOWS FROM OPERATING ACTIVITIES: (A)</b>		
Excess/(Deficit) Expenditure over Income	-	-
<b>Add: Adjustment of non cash expenditure</b>		
Depreciation	43,587,630	41,567,461
Increase/(Decrease) of Provision for Cor. Tax	30,000,000	30,000,000
(Increase)/Decrease of Current Assets	(7,174,693,471)	2,341,046,044
Increase/(Decrease) of current liabilities	2,503,101,096	(261,637,492)
<b>Net Cash Flows from Operating Activities</b>	<b>(4,598,004,745)</b>	<b>2,150,976,013</b>
<b>CASH FLOWS FROM INVESTING ACTIVITIES: (B)</b>		
Disposal of Fixed Assets	67,850	400,114
Acquisition of Fixed Assets	(67,337,132)	(26,755,106)
(Increase)/Decrease in Taken Over Loss of Erstwhile	-	-
(Increase)/Decrease in Loan to Employees	(160,105,892)	(314,868,449)
(Increase)/Decrease in Loan to Project/Enterprise	(14,994,108,161)	(95,194,029,267)
(Increase)/Decrease in Investment	(3,779,010,401)	(823,480,319)
<b>Net Cash Flows from Investing Activities</b>	<b>(19,000,493,736)</b>	<b>(96,358,733,027)</b>
<b>CASH FLOWS FROM FINANCING ACTIVITIES: (C)</b>		
Increase/(Decrease) in interest (Reserve)	5,574,885,775	(2,790,099,322)
Increase/(Decrease) in Fund for Enterprise	3,779,010,401	823,480,269
Increase/(Decrease) of Long Term Loan	14,994,108,167	95,194,029,274
<b>Net Cash Flows from Financing Activities</b>	<b>24,348,004,343</b>	<b>93,227,410,221</b>
<b>Net Increase in Cash and Cash equivalents (A+B+C)</b>	<b>749,505,852</b>	<b>(980,346,803)</b>
Add: Cash and Cash Equivalents at beginning of the year	1,710,828,386	2,691,175,189
<b>Cash and Cash Equivalents at end of the year</b>	<b>2,460,334,240</b>	<b>1,710,828,386</b>

The annexed notes form an integral part of these financial statements.


  
 Additional Chief Accountant

  
 General Manager (Company Affairs)

  
 Controller of Accounts

Subject to our separate report of even date.

  
 Khan Wahab Shafique Rahman & Co.  
 Chartered Accountants  
 Signed by: Faruk Ahmed FCA  
 Partner  
 Enrolment No.: 1591  
 Firm's Registration No.: 11970 E.P.  
 DVC: 24 03 14 1591 AS 49 3292  
 Place: Dhaka  
 Dated: 14 MAR 2024

  
 Zoha Zaman Kabir Rashid & Co.  
 Chartered Accountants  
 Signed by: Md. Iqbal Hossain FCA  
 Partner  
 Enrolment No.: 596  
 Firm's Registration No.: PF 29518/95.  
 DVC: 24 03 14 0596 AS 35 3378



**BANGLADESH CHEMICAL INDUSTRIES CORPORATION**  
**NOTES TO THE FINANCIAL STATEMENTS**  
**FOR THE YEAR ENDED 30 JUNE, 2023**

**1.00 CORPORATE STATUS AND ACTIVITIES**

Bangladesh Chemical Industries Corporation (BCIC) is a corporation established under “বাংলাদেশ শিল্প প্রতিষ্ঠান জাতীয়করণ আইন, ২০১৮” [Former Bangladesh Industrial Enterprises (Nationalization) Order, 1972 (P.O No. 27 of 1972)]. BCIC has controlled the Enterprises/Projects vested by the Government to it. BCIC came into existence on 1st July 1976 as per P.O. No. 27 of 1976 through merger of Bangladesh Fertilize, Chemical and Pharmaceutical Corporation (BFCPC); Bangladesh Paper and Board Corporation (BPBC) and Bangladesh Tanneries Corporation (BTC). BCIC is entrusted with the task of supervision, coordination and control of the Enterprises/Projects under its Management and for developing new Industries in the chemical and allied sector.

**2.00 BOARD OF DIRECTORS**

Name of the Board of Directors of BCIC at on 30.06.2023 are mentioned below with their designation:

Name	Designation
Mr. Md. Saidur Rahman	Chairman (Grade-1)
Mr. Kazi Mohammad Saiful Islam	Director (Commercial) & Director (Technical & Engineering)-Additional Charge
Mr. Md. Wahiduzzaman	Director (Finance)
Mr. Dr. Md. Zakir Hossain Akhand	Director (Planning & Implementation)
Mr. Mohammad Shaheen Kamal	Director (Production & Research)
Mr. Samir Biswas	Senior General Manager (Admin)

**3.00 Basis of preparation and presentations of financial statements**

The following underlying assumptions, practices, laws, rules, regulations and accounting pronouncements have been considered in preparing and presenting the financial statements:

- ✓ Going Concern;
- ✓ Consistency;
- ✓ Accrual;
- ✓ Historical Cost Convention;
- ✓ Generally Accepted Accounting Principles (GAAP);
- ✓ বাংলাদেশ শিল্প প্রতিষ্ঠান জাতীয়করণ আইন, ২০১৮
- ✓ International Accounting Standards (IASs) and The International Financial Reporting Standards (IFRSs); and
- ✓ Other applicable Acts., Rules and Regulations.

Funds received from the government for ultimate investment to projects are recorded in both liabilities and assets side on contra entry basis.

**4.00 ACCOUNTING POLICIES:**

**4.01 Components of the Financial Statements**

- ◆ Statement of Financial Position (Balance Sheet);
- ◆ Statement of profit or loss and other comprehensive income (Income & Expenditure Account);
- ◆ Statement of Changes in Equity/Fund;
- ◆ Statement of Cash Flows; and
- ◆ Notes to the Financial Statements.



#### 4.02 Recognition of Income & Expenditure

All incomes and all expenditure are recognized and accounted for on accrual basis under conservative concept except interest income on FDR.

#### 4.03 Incorporation of Enterprises/Projects Financial Statements

The Accounts of Enterprises/Projects controlled by BCIC are maintained by them separately which are audited by the independent auditors. The assets and liabilities, income and expenditure of the Enterprises/Projects are not incorporated with the financial statements of BCIC.

#### 4.04 Basis of Valuation

Stores and spares have been valued at average cost and investments in shares have been valued at face value.

#### 4.05 Depreciation

Depreciation on fixed assets have been charged on reducing balance method at rates varying from 2.5% to 25% depending upon the nature of assets. It is the practice of the Corporation not to amortize the cost of leasehold land and in respect of other assets to charge full years depreciation irrespective of date of acquisition.

#### 4.06 Loan and Interest on Foreign and Other Loans

Interest on Loan and Advances where applicable is provided by the Enterprises. BCIC recorded the transactions as contra entry basis.

#### 4.07 Investment in Shares and Equities

Contra entries are maintained in head office books for investment in shares and equities for fund received from Government and others except corporation's own investment.

#### 4.08 Exchange Fluctuation

Loans in foreign currency are converted to Taka at the rates ruling on the last day of financial year. Accordingly, the foreign currency loans are enhanced with corresponding increase in loans to Enterprises/Projects.

#### 4.09 Pension/Gratuity

The corporation has been maintaining pension scheme for its permanent employees under “বাংলাদেশ কেমিক্যাল ইন্ডাস্ট্রিজ কর্পোরেশন কর্মচারী (অবসরভাতা, অবসরজনিত সুবিধাদি ও সাধারণ ভবিষ্য তহবিল) প্রবিধানমালা, ২০১৩” [SRO No.৩০৯ আইন/২০১৩]

#### 4.10 General

Figures have been rounded off to the nearest Taka.

#### 5.00 List of Enterprises Controlled by BCIC:

Name, address and relevant information of Enterprises are as under:


Sl. No.	Name of Organization	Main Product/Service
01	Chittagong Urea Fertilizer Ltd. (CUFL) Rangadia, Chittagong.	Urea Fertilizer
02	Jamuna Fertilizer Co. Ltd (JFCL) Tarakandi, Jamalpur.	Urea Fertilizer
03	Ashuganj Fertilizer & Chemical Co. Ltd. (AFCCL) Ashuganj, Brahmanbaria.	Urea Fertilizer
04	Shahjalal Fertilizer Co. Ltd (SFCL) Fenchuganj, Sylhet.	Urea Fertilizer
05	Triple Super Phosphate Complex Ltd. (TSPCL) North Patanga, Chittagong.	TSP Fertilizer



06	Di-ammonium Phosphate Fertilizer Co. Ltd. (DAPFCL) Rangadia, Chittagong.	DAP Fertilizer
07	Karnaphuli Paper Mills Ltd. (KPML) Chandraghona, Rangamati.	Paper
08	Bangladesh Insulator & Sanitaryware Factory Ltd (BISF) Bux Nagar, Mirpur-1, Dhaka-1216.	Insulator & Sanitaryware
09	Chhatak Cement Co. Ltd (CCCL) Chhatak, Sunamganj.	Cement
10	Usmania Glass Sheet Factory Ltd. (UGSFL) Kalurghat, Chittagong.	Glass Sheet
11	Training Institute for Chemical Industries (TICI) Ghorashal, Narsingdi.	Training Institute
12	Ghorashal Polash Fertilizer PLC (GPFPLC). Ghorashal, Narsingdi.	Urea Fertilizer
13	Khulna Hard Board Mills Ltd. (KHBML). Town Khalishpur, Khulna.	Hard Board
14	Khulna Newsprint Mills Ltd. (KNML) Town Khalishpur, Khulna.	Newsprint Paper
15	North Bengal Paper Mills Ltd. (NBPML) 148, Motijheel, Dhaka-1000.	Paper
16	Karnaphuli Rayon & Chemicals Ltd. (KRCL) Chandraghona, Rangamati.	Rayon & Chemical
17	Chittagong Chemical Complex (CCC) Barabkunda, Chittagong.	Chlorine
18	Dhaka Leather Co. Ltd. (DLCL) Nayarhat, Savar, Dhaka.	Leather



Sl. No.	Particulars	Amount in Taka	
		30.06.2023	30.06.2022
<b>6.00</b>	<b>FIXED ASSETS: TK. 1,093,005,229</b>		
	<b>Cost:</b>		
	Opening Balance	1,752,335,961	1,731,470,817
	Addition during the year	67,337,132	26,755,106
		<b>1,819,673,093</b>	<b>1,758,225,923</b>
	Less: Disposal /Adjustment during the year	(67,850)	(5,889,962)
	<b>Closing Balance (A)</b>	<b>1,819,605,243</b>	<b>1,752,335,961</b>
	<b>Accumulated Depreciation:</b>		
	Opening Balance	683,012,392	646,934,778.5
	Add: Charge during the year	43,627,688	41,567,461.0
	Less: Disposal/Adjustment	(40,058)	(5,489,848.0)
	<b>Closing Balance (B)</b>	<b>726,600,022</b>	<b>683,012,392</b>
	<b>Written Down Value (A-B)</b>	<b>1,093,005,229</b>	<b>1,069,323,570</b>
	Details have been shown in <b>Annexure-A.</b>		
<b>7.00</b>	<b>LOAN TO EMPLOYEES: TK. 3,189,262,640</b>		
	House Building Loan (Principal)	2,612,802,857	2,489,373,258
	House Building Loan (Interest)	525,323,662	474,781,983
	Motor Cycle Loan (Principal)	35,114,364	48,237,239
	Motor Cycle Loan (Interest)	15,777,117	16,519,628
	Material Loan (Principal)	100,605	100,605
	Material Loan (Interest)	144,035	144,035
		<b>3,189,262,640</b>	<b>3,029,156,748</b>
<b>8.00</b>	<b>LOAN TO PROJECTS/ENTERPRISES: TK. 205,163,500,989</b>		
	Government Loan to Projects/Enterprises (8.01)	27,800,851,831	20,994,462,031
	Foreign Loan to Projects/Enterprises (8.02)	169,179,752,137	161,179,982,388
	Debenture Loan to Enterprises (8.03)	724,508,748	724,508,748
	Interest Receivable on BCIC Debenture Loan to Project (8.04)	562,206,368	562,206,368
	Interest Receivable on ADP Loan to Projects/Enterprises (8.05)	6,896,181,905	6,708,233,293
		<b>205,163,500,989</b>	<b>190,169,392,828</b>
<b>8.01</b>	<b>Government Loan to Projects/Enterprises: TK. 27,800,851,831</b>		
	Development Loan to Projects/Enterprises (a)	24,284,437,708	18,615,922,606
	Non-Development Loan to Enterprise (b)	299,335,425	299,335,425
	Govt. Non-Development Loan (Voluntary) (c)	426,104,000	426,104,000
	Govt. Non-Development Loan (Pay off) (d)	2,609,974,698	1,472,100,000
	Govt. Non-Development Loan (Voluntary Retirement/ Golden Handshake)(e)	181,000,000	181,000,000
		<b>27,800,851,831</b>	<b>20,994,462,031</b>
	<b>(a) Development Loan to Projects/Enterprises: TK. 24,284,437,708</b>		
	Shahajalal Fertilizer Company Ltd. (Former NGFFL)	566,815,750	566,815,750
	Jamuna Fertilizer Company Ltd.	1,107,284,200	1,107,284,200
	Shahajalal Fertilizer Company Ltd.	4,576,924,600	4,576,924,600
	Khulna Newsprint Mills Ltd.	167,224,000	167,224,000
	Khulna Hardboard Mills Ltd.	4,705,905	4,705,905
	Eastern Pulp & Paper Mills Ltd.	5,100,000	5,100,000
	Long Term Prospect for Pulp & Paper	150,000	150,000



Sl. No.	Particulars	Amount in Taka	
		30.06.2023	30.06.2022
	Rahim Pulp & Paper Mills Ltd.	1,350,000	1,350,000
	Magura Paper Mills Ltd.	10,150,000	10,150,000
	Chhatak Cement Company Ltd.	651,235,000	651,235,000
	Takerghat Lime Stone Mining Project	23,182,028	23,182,028
	Chittagong Chemical Complex	310,110,000	310,110,000
	Squibb of Bangladesh Ltd.	459,886	459,886
	Petro Chemical Complex	2,621,263	2,621,263
	Sulphuric Acid Plant	1,325,000	1,325,000
	Contraceptive of Birth Control	350,000	350,000
	PVC Complex	500,000	500,000
	Dhaka Leather Company Ltd.	13,035,500	13,035,500
	Bogra Leather Complex	750,000	750,000
	BMRE of Tanneries	628,000	628,000
	Feasibility Study of Shoe Market	60,000	60,000
	Synthetic Aggregate Plant	100,000	100,000
	Gypsum & Soda Ash Complex	75,000	75,000
	Wavin Bangladesh Ltd.	100,000	100,000
	Ciba Geigy Bangladesh Ltd.	689,000	689,000
	Urea Fertilizer Factory Ltd.	812,909,000	812,909,000
	DAP Fertilizer Company Ltd.	185,400,000	185,400,000
	Karnaphuli Paper Mills Ltd.	1,047,420,000	1,047,420,000
	Karnaphuli Rayon and Chemical Ltd.	78,000,000	78,000,000
	Ashuganj Fertilizer And Chemical Company Limited (AFCCCL)	884,607,600	884,607,600
	Ghorasal Polash Fertilizer PLC (Former PUFFL)	242,833,770	242,833,770
	Wet Process to Dry Process of CCCL	958,200,000	958,200,000
	13 Buffer Godown Nirman Project	1,775,291,461	1,613,238,000
	GPUFP	9,932,138,041	4,432,418,400
	34, Buffer Godown Nirman Project	915,970,704	915,970,704
	UF-85-Govt.ADP Loan to proj /Ent.	6,742,000	-
		<b>24,284,437,708</b>	<b>18,615,922,606</b>

**(b) Non Development Loan to Enterprise: TK. 299,335,425**


	North Bengal Paper Mills Ltd. (NBPM)	76,219,116	76,219,116
	Khulna Newsprint Mills Ltd. (KNM)	219,800,000	219,800,000
	Khulna Hardboard Mills Ltd. (KHBM)	2,800,000	2,800,000
	Chhatak Cement Company Ltd. (CCCL)	516,309	516,309
		<b>299,335,425</b>	<b>299,335,425</b>

**(c) Govt. Non-Development Loan (Voluntary): TK. 426,104,000**

	Karnaphuli Paper Mills Ltd.	57,100,000	57,100,000
	Khulna Newsprint Mills Ltd.	12,500,000	12,500,000
	Karnaphuli Rayon & Chemical Ltd.	263,956,000	263,956,000
	BMI (Ujala Match Factory)	8,963,000	8,963,000
	Kohinoor Battery Mfg Co. Ltd.	83,585,000	83,585,000
		<b>426,104,000</b>	<b>426,104,000</b>

**(d) Govt. Non Development Loan (Pay-off): TK. 2,609,974,698**

	Khulna Newsprint Mills Ltd.	1,343,462,725	657,800,000
	Khulna Hardboard Mills Ltd.	80,050,000	39,500,000
	North Bengal Paper Mills Ltd.	659,913,973	339,000,000
	Karnaphuli Rayon & Chemical Ltd.	244,500,000	244,500,000
	Chittagong Chemical Complex	173,148,000	82,400,000
	BMI (Ujala Match Factory)	95,800,000	95,800,000
	Lira Industrial Enterprise Ltd.	13,100,000	13,100,000
		<b>2,609,974,698</b>	<b>1,472,100,000</b>



Sl. No.	Particulars	Amount in Taka	
		30.06.2023	30.06.2022
<b>(e) Govt. Non Development Loan (Voluntary Retirement/Golden Handshake): TK. 181,000,000</b>			
	Shahajalal Fertilizer Company Ltd. (Former NGFFL)	6,700,000	6,700,000
	Ghorasal Polash Fertilizer PLC (Former UFFL)	5,500,000	5,500,000
	TSP Complex Ltd.(TSPCL)	6,200,000	6,200,000
	Ashuganj Fertilizer And Chemical Company Limited (AFCCCL)	4,800,000	4,800,000
	Ghorasal Polash Fertilizer PLC (Former PUFFL)	5,300,000	5,300,000
	Chittagong Urea Fertilizer Ltd. (CUFL)	4,500,000	4,500,000
	Jamuna Fertilizer Company Ltd. (JFCL)	4,700,000	4,700,000
	Karnaphuli Paper Mills Ltd. (KPML)	130,500,000	130,500,000
	Chhatak Cement Company Ltd. (CCCL)	4,300,000	4,300,000
	Bangladesh Insulator & Sanitary ware Factory Ltd. (BISFL)	6,400,000	6,400,000
	Training Institute for Chemical Industries (TICI)	600,000	600,000
	Usmania Glass Sheet Factory Ltd. (UGSFL)	1,500,000	1,500,000
		<b>181,000,000</b>	<b>181,000,000</b>
<b>8.02</b>	<b>Foreign Loan to Projects/Enterprises: TK. 169,179,752,137</b>		
	Loan under Govt. Protocol to Projects/Enterprises (a)	168,591,893,220	160,592,123,472
	Suppliers Credit to Projects/Enterprises (b)	74,340	74,340
	AID/Grants to Projects/Enterprises (c)	587,784,577	587,784,577
		<b>169,179,752,137</b>	<b>161,179,982,388</b>
<b>(a) Loan under Govt. Protocol to Projects/Enterprises: TK. 168,591,893,220</b>			
	Shahajalal Fertilizer Company Ltd. (Former NGFFL)	329,810,084	306,673,839
	Ghorasal Polash Fertilizer PLC (Former UFFL)	19,529,649,602	30,341,561,727
	Ghorasal Polash Fertilizer PLC (Former PUFFL)	329,609,910	329,609,910
	Jamuna Fertilizer Company Ltd.	547,404,217	547,404,217
	North Bengal Paper Mills Ltd.	17,319,445	17,319,445
	Karnaphuli Rayon & Chemicals Ltd.	1,750,083,047	1,750,083,047
	Chhatak Cement Company Ltd.	2,734,530,470	2,527,671,090
	Chittagong Chemical Complex	2,306,740,287	2,306,740,287
	Usmania Glass Sheet Factory Ltd.	231,170,348	226,841,348
	DAP Fertilizer Company Ltd.	4,378,679,788	6,708,585,154
	Shahajalal Fertilizer Company Ltd.	42,470,661,022	37,466,290,407
	GPUFP - Foreign Loan	93,966,235,000	78,063,343,000
		<b>168,591,893,220</b>	<b>160,592,123,472</b>
<b>(b) Suppliers Credit to Projects/Enterprises: TK. 74,340</b>			
	Chhatak Cement Co. Ltd.	74,340	74,340
		<b>74,340</b>	<b>74,340</b>
<b>(c) AID/Grants to Projects/Enterprise: TK. 587,784,577</b>			
	Training Institute for Chemical Industries	348,978,814	348,978,814
	Karnaphuli Paper Mills Ltd.	3,334,952	3,334,952
	Khulna Hardboard Mills Ltd.	10,210,493	10,210,493
	Bangladesh Paper Mills Ltd.	162,024	162,024
	Chhatak Cement Co. Ltd.	16,521,910	16,521,910
	Chemical Godown Nirman Project	208,576,384	208,576,384
		<b>587,784,577</b>	<b>587,784,577</b>
<b>8.03</b>	<b>Debenture Loan to Enterprise: TK. 724,508,748</b>		
	Bank Debenture Loan (a)	178,808,748	178,808,748
	Govt. Debenture Loan (b)	293,930,000	293,930,000
	BCIC Debenture Loan (c)	251,770,000	251,770,000
		<b>724,508,748</b>	<b>724,508,748</b>



Sl. No.	Particulars	Amount in Taka	
		30.06.2023	30.06.2022
	<b>(a) Bank Debenture Loan: TK. 178,808,748</b>		
	Karnaphuli Paper Mills Ltd. (Agrani Bank Ltd.)	112,280,951	112,280,951
	Karnaphuli Rayon & Chemicals (Agrani Bank Ltd.)	66,527,797	66,527,797
		<b>178,808,748</b>	<b>178,808,748</b>
	<b>(b) Govt. Debenture Loan: TK. 293,930,000</b>		
	Chittagong Cement Clinker & Grindings Co.	137,900,000	137,900,000
	Kohinoor Chemical Co. Ltd.	103,500,000	103,500,000
	Eagle Box Cartoon Mfg. Co. Ltd.	52,530,000	52,530,000
		<b>293,930,000</b>	<b>293,930,000</b>
	<b>(c) BCIC Debenture Loan: TK. 251,770,000</b>		
	Kohinoor Chemical Co. Ltd.	184,000,000	184,000,000
	Eagle Box Cartoon Mfg. Co. Ltd.	67,770,000	67,770,000
		<b>251,770,000</b>	<b>251,770,000</b>
<b>8.04</b>	<b>Interest Receivable on Debenture Loan to Projects (Disinvested): TK. 562,206,368</b>		
	Kohinoor Chemical Co. Ltd.	420,034,192	420,034,192
	Eagle Box Cartoon Mfg. Co. Ltd.	142,172,176	142,172,176
		<b>562,206,368</b>	<b>562,206,368</b>
<b>8.05</b>	<b>Interest Receivable on ADP Loan to Projects/Enterprises: TK. 6,896,181,905</b>		
	Shahajalal Fertilizer Company Ltd. (Former NGFFL)	381,751,572	354,010,740
	Jamuna Fertilizer Co. Ltd.	775,098,940	719,734,730
	Shahajalal Fertilizer Co. Ltd.	1,610,303,949	1,404,342,342
	Khulna Newsprint Mills Ltd. (KNML)	244,577,754	236,216,554
	Khulna Hardboard Mills Ltd. (KHBML)	13,658,263	18,128,873
	Eastern Pulp & Paper Mills	10,356,297	10,356,297
	Long Term Prospect for Pulp Paper (LTPPP)	268,325	268,325
	Rahim Pulp & Paper Mills	2,886,958	2,886,958
	Magura Paper Mills	20,609,219	20,609,219
	Chhatak Cement Company Ltd. (CCCL)	1,154,372,895	1,121,811,145
	Chittagong Chemical Complex (CCC)	489,786,000	475,168,000
	Squibb of Bangladesh Ltd.	1,276,979	1,276,979
	Petro Chemical Complex	7,690,804	7,690,804
	Sulphuric Acid Plant	2,848,250	2,848,250
	Contraceptive of Birth Control	753,000	753,000
	PVC Complex	1,501,188	1,501,188
	Dhaka Leather Company Ltd.	37,182,041	36,530,266
	Bogra Leather Complex	1,672,000	1,672,000
	BMRE of Tanneries	1,286,790	1,286,790
	Feasibility Study on Shoe Market	135,200	135,200
	Synthetic Aggregate Plant	272,000	272,000
	Gypsum & Soda Ash Complex	184,438	184,438
	Ciba Geigy (Block)	1,327,255	1,327,255
	Ghorasal Polash Fertilizer PLC (Former UFFL)	379,418,373	645,562,973
	DAP Fertilizer Company Ltd.	135,960,000	126,690,000
	Karnaphuli Paper Mills Ltd.	682,578,318	630,207,318
	Chittagong Urea Fertilizer Ltd.(CUFL)	38,474,240	38,474,240
	Karnaphuli Rayon & Chemicals Ltd.	87,555,000	87,555,000
	Ashugonj Fertilizer And Chemical Company Limited (AFCCL)	596,496,561	552,266,180
	Ghorasal Polash Fertilizer PLC (Former PUFFL)	161,198,426	153,765,359
	Wet Process to Dry Process of CCCL	40,228,955	40,228,955
	34, Buffer Godown Nirman Project	14,471,915	14,471,915
		<b>6,896,181,905</b>	<b>6,708,233,293</b>



Sl. No.	Particulars	Amount in Taka	
		30.06.2023	30.06.2022
<b>9.00</b>	<b>INVESTMENTS IN PROJECTS/ENTERPRISES: TK. 50,378,189,945</b>		
	Equity (Govt.+BCIC) (9.01)	45,032,499,715	41,253,489,314
	Shares (Govt+BCIC) (9.02)	5,208,185,080	5,208,185,080
	Grant (TICI)	25,561,000	25,561,000
	Quasi Equity Loan (UGSFL)	111,944,150	111,944,150
		<b>50,378,189,945</b>	<b>46,599,179,544</b>
<b>9.01</b>	<b>Equity (Govt+ BCIC): TK. 45,032,499,715</b>		
	Govt. Equity	44,733,499,715	40,954,489,314
	BCIC Equity	299,000,000	299,000,000
		<b>45,032,499,715</b>	<b>41,253,489,314</b>
	<i>Details have been shown in Annexure - B</i>		
<b>9.02</b>	<b>Shares (Govt + BCIC): TK. 5,208,185,080</b>		
	Govt. Share	3,132,967,600	3,132,967,600
	BCIC Share	2,075,217,480	2,075,217,480
		<b>5,208,185,080</b>	<b>5,208,185,080</b>
	<i>Details have been shown in Annexure - C</i>		
<b>10.00</b>	<b>RECEIVABLE FROM PROJECTS/ENTERPRISES: TK. 30,249,146,602</b>		
	Loan to Joint Venture Companies (a)	500,000	500,000
	Temporary Loan to Project (b)	17,521,119,370	16,240,611,679
	Project Current A/C (c)	1,319,122,657	1,175,314,674
	Enterprise Current A/C. (d)	8,584,214,667	7,243,888,523
	Joint Venture Current A/C. (e)	65,086,815	65,086,815
	Clearing A/C (f)	(843,689,681)	(706,158,157)
	Imported Fertilizer Current A/C. (g)	205,020,657	12,284,747
	Branch & Distribution Office Control A/C. (h)	242,475,776	268,351,056
	Interest Receivable on Loan to Joint Venture A/C. (i)	2,798,076	2,798,076
	Transfer Project (j)	59,922,482	4,064,335
	Enterprise Levy A/C. (k)	2,965,664,494	2,724,315,050
	College Development Fund	126,911,289	141,101,889
		<b>30,249,146,602</b>	<b>27,172,158,685</b>
	<b>(a) Loan to Joint Venture Companies: TK. 500,000</b>		
	Bangladesh Fertilizer & Agro Chemical Ltd.	500,000	500,000
		<b>500,000</b>	<b>500,000</b>
	<b>(b) Temporary Loan to Project: TK. 17,521,119,370</b>		
	Khulna Newsprint Mills Ltd	776,015,932	850,789,932
	North Bengal Paper Mills Ltd.	1,600,680,431	1,600,680,431
	Karnaphuli Rayon & Chemical Ltd.	1,739,294,374	1,736,174,374
	Chittagong Chemical Complex	538,506,219	492,596,787
	Ujala Match Factory (BMI)	92,000,000	92,000,000
	Lira Industrial Enterprise Ltd.	36,700,000	36,700,000
	Dhaka Leather Company Ltd.	636,064,696	636,064,696
	Kohinoor Battery Mfg. Ltd.	330,000,000	330,000,000
	Karnaphuli Paper Mills Ltd.	5,987,241,019	5,501,484,111
	Khulna Hardboard Mills Ltd.	57,547,805	54,421,805
	Chhatak Cement Company. Ltd.	2,279,675,865	1,954,904,422
	Usmania Glass Sheet Factory Ltd.	276,881,891	186,881,891
	Bangladesh Glass Factory	850,064	850,064
	Bangladesh Insulator & Sanitaryware Factory Ltd.	906,649,172	710,946,196
	Palash Urea Fertilizer Factory Ltd. PUFFL PLC (Former NGFFL)	561,125,512	561,125,512
	34 Buffer Godown Nirman Project	2,500,000	-
	13 Buffer Godown Nirman Project	-	100,000,000



Sl. No.	Particulars	Amount in Taka	
		30.06.2023	30.06.2022
	UFFL-STL to Project	1,047,225,393	1,047,225,393
	GPFPLC- STL to Project	606,539,951	302,145,019
	Cement Cleanker Project- STL to Ent.	45,621,046	45,621,046
		<b>17,521,119,370</b>	<b>16,240,611,679</b>

**(c) Project Current A/C: Tk. 1,319,122,657**

Shahajalal Fertilizer Project	74,847,597	74,847,597
Training Institute for Chemical Industries	7,848,838	6,286,598
Synthetic Aggregate Plant	24,861	24,861
PVC Complex	296,259	296,259
Prop. Fertilizer of Sirajgonj	842,121	842,121
North West Fertilizer Co. Ltd.(NWFC Proposed)	691,864	691,864
Ghorashal Palash Urea Fertilizer Project (GPUFP)	41,680,427	27,825,047
UF -85 Plant	4,601,248	4,043,023
13 Buffer Godown Nirman Project	1,149,872,427	1,049,702,584
34 Buffer Godown Nirman Project	279,842	917,840
Bangladesh Glass Factory	8,961,797	8,961,797
Wet Process to Dry Process of CCCL	1,685,989	240,869
Karnaphuli Paper Mills Project	27,489,388	634,214
	<b>1,319,122,657</b>	<b>1,175,314,674</b>

**(d) Enterprise Current A/C: TK. 8,584,214,667**

Shahajalal Fertilizer Company Ltd. (Former NGFFL)	505,353,031	505,353,031
TSP Complex Ltd.	-	(38,370,977)
Ghorasal Polash Fertilizer PLC (Former PUFFL)	189,944,844	189,944,844
Chhatak Cement Company. Ltd.	604,071,995	603,335,724
Karnaphuli Paper Mills Ltd.	1,330,314,467	1,326,721,655
Khulna Newsprint Mills Ltd.	1,283,282,466	-
Khulna Hardboard Mills Ltd.	328,524,433	328,182,156
North Bengal Paper Mills Ltd.	1,491,631,282	1,491,490,191
Karnaphuli Rayon & Chemicals Ltd.	111,721,470	111,532,002
Bangladesh Insulator & Sanitaryware Factory Ltd.	353,463,397	367,940,861
Chittagong Chemical Complex	1,143,108,590	1,141,281,971
Usmania Glass Sheet Factory Ltd.	8,157,776	18,062,532
Ujala Match Factory (BMI)	289,305,416	289,305,416
Takerghat Lime Stone Mining Project	5,851,393	5,742,821
Lira Industrial Enterprise Ltd.	184,709,431	184,709,431
Dhaka Leather Co. Ltd.	501,067,902	485,454,022
Kohinoor Battery Mfg. Ltd.	193,847,599	193,847,599
Shahajalal Fertilizer Co. Ltd.	33,568,721	11,627,084
GPFPLC	26,290,454	27,728,160
	<b>8,584,214,667</b>	<b>7,243,888,523</b>

**(e) Joint Venture Current A/C: TK. 65,086,815**

Squibb of (BD) Ltd.	30,000	30,000
Bangladesh Monospool & Paper Mfg. Co.	84,775	84,775
BD Fertilizer & Agro Chemicals	64,998,411	64,998,411
Dhaka Match Industries Co. Ltd.(DMICL)	(26,372)	(26,372)
	<b>65,086,815</b>	<b>65,086,815</b>



Sl. No.	Particulars	Amount in Taka	
		30.06.2023	30.06.2022
	<b>(f) Clearing A/C: TK. -843,689,681</b>		
	Depot Clearing A/C-Dist. Division	(317,635)	(317,635)
	Investment Adjustment Clearing A/C.	512,560	512,560
	Electric bill clearing A/C	4,050	-
	Salary Clearing A/C.	(136,374)	28,663,090
	Bank Interest Adj. Clearing A/C.	(843,752,282)	(735,016,172)
		<b>(843,689,681)</b>	<b>(706,158,157)</b>
	<b>(g) Imported Fertilizer Current A/C: TK. 205,020,657</b>		
	Fertilizer Ledger Current Account	205,135,657	12,795,954
	TSP Complex Ltd.	(115,000)	(511,207)
		<b>205,020,657</b>	<b>12,284,747</b>
	<b>(h) Branch &amp; Distribution Office Control A/C: TK. 242,475,776</b>		
	Chittagong Branch Office Control Account	236,847,134	262,722,415
	Distribution Division Control Account	5,628,641	5,628,641
		<b>242,475,776</b>	<b>268,351,056</b>
	<b>(i) Interest Receivable on Loan to Joint Venture A/C: Tk. 2,798,076</b>		
	BD Fertilizer & Agro Chemical Ltd.	2,798,076	2,798,076
		<b>2,798,076</b>	<b>2,798,076</b>
	<b>(j) Others Project: TK. 59,922,482</b>		
	KHBM Godown	296,160	296,160
	Industrylink Unity	76,104	76,104
	BISF Transfer Project	880,446	818,346
	Chemical Godown Nirman Project	44,446,396	1,565,306
	Training Complex, DLC	242,933	242,933
	Cement Clenker Project	1,697,986	88,455
	Costic Soda Plant	499,857	498,445
	KNM API Cmoplex- P.C/A	11,431,886	478,586
	Container glass factory	80,213	-
	DAP plant project	270,501	-
		<b>59,922,482</b>	<b>4,064,335</b>
	<b>(k) Enterprise Levy Ac.: TK. 2,965,664,494</b>		
	TSP Enter. Levy A/C	290,976,000	240,976,000
	AFCCCL- Enter. Levy A/C	710,785,443	547,242,443
	CUFL- Ent. Levy A/C	609,762,170	509,762,170
	JFCL Enter. Levy A/C	682,568,000	604,761,556
	DAP- Ent. Levy A/C	463,809,000	443,809,000
	SFCL- Enter. Levy A/C	207,763,881	377,763,881
		<b>2,965,664,494</b>	<b>2,724,315,050</b>
	<b>11.00 RECEIVABLE FROM DISINVESTED ENTERPRISE: TK. 345,397,731</b>		
	Fully Disinvested Enterprise (a)	283,859,533	283,859,533
	Enterprise Handover to Bangladesh Ex-Owner (b)	10,837,842	10,837,842
	Partial Disinvested Enterprise (c)	50,700,356	50,700,356
		<b>345,397,731</b>	<b>345,397,731</b>



Sl. No.	Particulars	Amount in Taka	
		30.06.2023	30.06.2022
	<b>(a) Fully Disinvested Enterprise: TK. 283,859,533</b>		
	Bangladesh Chrome Tannery	2,879,876	2,879,876
	Kohinoor Chemical Co. Ltd.	280,691,629	280,691,629
	Eagel Box's Cartoon Co. Ltd.	599,755	599,755
	Chittagong Cement Clinker & Grindings Co.	(311,728)	(311,728)
		<b>283,859,533</b>	<b>283,859,533</b>
	<b>(b) Enterprise Handover to Bangladesh Ex-Owner: TK. 10,837,842</b>		
	Bangladesh Match Company	3,956,274	3,956,274
	Bangladesh Tyres	3,408,220	3,408,220
	Arco Industries	3,473,348	3,473,348
		<b>10,837,842</b>	<b>10,837,842</b>
	<b>(c) Partial Disinvested Enterprise: TK. 50,700,356</b>		
	Bella Artifitex Industries	2,760,197	2,760,197
	Albart David (BD) Ltd.	21,566,449	21,566,449
	National Ceramic Industries	26,373,710	26,373,710
		<b>50,700,356</b>	<b>50,700,356</b>
<b>12.00</b>	<b>ADVANCES, DEPOSITS &amp; PREPAYMENTS: TK. 187,257,064</b>		
	Advances (12.01)	81,846,116	82,935,644
	Deposits (12.02)	1,017,492	1,017,492
	Film & Publication (12.03)	390,085	390,085
	Advance Income Tax (12.04)	104,003,372	83,728,985
		<b>187,257,064</b>	<b>168,072,207</b>
<b>12.01</b>	<b>Advances: TK. 81,846,116</b>		
	Advance Salary	884,232	1,295,658
	Advance TA / DA	75,284	65,284
	Advance house rent ceiling	(272,514)	-
	Advance Against Purchase Expense	5,190,245	5,499,481
	Advance Against Facilities	13,444,381	13,967,573
	Advance Against Recreation	346,170	392,360
	Advance To Contractors (12.01.1)	61,437,161	61,437,161
	Election Advance	398,493	441,293
	Advance Against Uniform & Liveries	40,900	41,120
	Salary Income tax advance	(12,013)	(12,013)
	Advance Against Prime Minister Relief Fund	-	(468,900)
	Advance Against Purchase Expense- B.O.	127,362	54,612
	Salary Advance- Distribution	79,593	79,593
	TA / DA Advance -Distribution	6,500	6,500
	Advance Against Purchase Expense- Distribution	25,000	25,000
	Advance To Suppliers/Contractors	(1,178)	(1,178)
	Other Advance	76,500	112,100
		<b>81,846,116</b>	<b>82,935,644</b>
<b>12.01.1</b>	<b>Advance To Contractors: TK. 61,437,161</b>		
	BSEC	40,000,000	40,000,000
	BITAC	21,000,000	21,000,000
	Titas gas transmission	61,000	61,000
	M A Samad, BAR AT LAW	40,000	40,000
	Probal international	336,161	336,161
		<b>61,437,161</b>	<b>61,437,161</b>
<b>12.02</b>	<b>Deposits: TK. 1,017,492</b>		
	Head Office (i)	995,942	995,942
	Chittagong Office (ii)	21,550	21,550
		<b>1,017,492</b>	<b>1,017,492</b>



Sl. No.	Particulars	Amount in Taka	
		30.06.2023	30.06.2022
<b>(i) Head Office: TK. 995,942</b>			
	Central Telegraph Office	59,035	59,035
	Telephone Security	353,450	353,450
	Franking Machine	6,148	6,148
	Dhaka Electric Supply	375,800	375,800
	Titas Gas	138,921	138,921
	Bank Looker Deposit	500	500
	Others Deposits	62,088	62,088
		<b>995,942</b>	<b>995,942</b>
<b>(ii) Chittagong Office: TK. 21,550</b>			
	Central Telegraph Office Ctg.	750	750
	Chittagong Electricity Supply	750	750
	Chittagong WASA	50	50
	Telephone Security B.O.	20,000	20,000
		<b>21,550</b>	<b>21,550</b>
<b>12.03</b>	<b>Film &amp; Pubication (Prepayment): TK. 390,085</b>		
	Film & Publication	390,085	390,085
		<b>390,085</b>	<b>390,085</b>
<b>12.04</b>	<b>Advance Income Tax: TK. 104,003,372</b>		
	Tax Deducted at Source-CASH	13,103	66,710
	Corporate Advance Income Tax	16,312,277	16,378,061
	Tax Deducted at Source-H.O	87,214,183	66,820,406
	Tax Deducted at Source-B.O	463,809	463,809
		<b>104,003,372</b>	<b>83,728,985</b>
<b>13.00</b>	<b>SUNDRY DEBTORS: TK. 732,276,020</b>		
	Head Office	141,101,863	135,968,740.00
	Branch Office	38,638,722	37,320,037.90
	Distribution Division	3,396,464	3,396,463.89
	Other Receivable	549,138,970	16,254,071.00
		<b>732,276,020</b>	<b>192,939,315</b>
	<i>Details have been shown in Annexure- 'F'</i>		
<b>14.00</b>	<b>STOCK AND STORES: TK. 12,781,239</b>		
	Loose Tools	8,142,383	4,440,565
	Medicine	707,893	734,592
	Printing & Stationery	3,828,933	2,355,754
	Capital Stores	102,030	102,030
		<b>12,781,239</b>	<b>7,632,941</b>
<b>15.00</b>	<b>CASH AND BANK BALANCES: TK. 2,460,334,240</b>		
	Cash at Bank (15.01)	2,460,221,423	1,710,720,059
	Cash in Hand (15.02)	112,817	108,327
		<b>2,460,334,240</b>	<b>1,710,828,386</b>
<b>15.01</b>	<b>Cash at Bank: TK. 2,460,221,423</b>		
	The break-up of the above bank balance are as follows:		
	BCIC Head Office	2,271,652,699	1,602,510,446
	BCIC Branch Office	174,655,275	95,142,587
	BCIC College	13,848,150	13,001,166
	BCIC Distribution Division	65,298	65,860
		<b>2,460,221,423</b>	<b>1,710,720,059</b>
	Detail have been shown in Annexure-'E'		



Sl. No.	Particulars	Amount in Taka	
		30.06.2023	30.06.2022
<b>15.02</b>	<b>Cash in Hand: TK. 112,817</b>		
	Head office	106,000	101,510
	Branch Office	6,000	6,000
	BCIC College	817	817
		<b>112,817</b>	<b>108,327</b>
<b>16.00</b>	<b>Investment in FDR: TK. 13,225,269,312</b>		
	FDR -Head office (16.01)	13,209,618,056	9,668,410,336
	FDR -BCIC College (16.02)	651,256	623,282
	FDR -Branch office (16.03)	15,000,000	22,200,000
		<b>13,225,269,312</b>	<b>9,691,233,618</b>

**16.01 FDR (Head office): TK. 13,209,618,056**

Janata Bank Ltd., Local Office	1,689,700,000	2,508,700,000
Janata Bank Ltd., Dilkusha Corporate Br.	3,090,151,680	2,478,600,000
Janata Bank Ltd., Branch Office	235,000,000	-
Bangladesh Krishi Bank, Local Office	2,738,050,000	2,775,000,000
BASIC Bank Ltd., Dilkusha Br., Dhaka	895,716,376	1,305,110,336
Agrani Bank Ltd.,	2,283,800,000	523,800,000
Rupali Bank Ltd., Head Office	777,200,000	77,200,000
Sonali Bank Ltd. Local Office	1,500,000,000	
<b>Total</b>	<b>13,209,618,056</b>	<b>9,668,410,336</b>

*Detail have been shown in Annexure-'G'*

**16.02 FDR (BCIC College): TK. 651,256**

Sonali Bank Ltd. Mirpur, S-1, FDR No-0373240/35	340,324	325,700
Sonali Bank Ltd. Mirpur, S-1, FDR No-259646/593	310,932	297,582
<b>Total</b>	<b>651,256</b>	<b>623,282</b>

*Detail have been shown in Annexure-'D'*

**16.03 FDR (Branch office): TK. 15,000,000**

Uttara Bank Ltd.	-	7,600,000
BASIC Bank	5,000,000	3,500,000
Bangladesh Krishi Bank	10,000,000	11,100,000
<b>Total</b>	<b>15,000,000</b>	<b>22,200,000</b>



Sl. No.	Particulars	Amount in Taka	
		30.06.2023	30.06.2022
<b>17.00</b>	<b>Authorised Capital</b>		
	The Authorized Share Capital of the Corporation is Tk. 10,000,000 divided into 100,000 shares of Tk. 100/-		
<b>18.00</b>	<b>SUBSCRIBED &amp; PAID-UP CAPITAL: TK. 2,500,000</b>		
	Bangladesh Fertilizer & Pharmaceuticals Corp.	500,000	500,000
	Bangladesh Paper & Board Corporation	500,000	500,000
	Bangladesh Tanneries Corporation	1,500,000	1,500,000
		<b>2,500,000</b>	<b>2,500,000</b>
<b>19.00</b>	<b>RESERVE &amp; SURPLUS: TK. 39,311,175,323</b>		
	Genarel Reserve	246,578,892	246,578,892
	Capital Reserve	30,852,895	30,852,895
	KAFCO	39,033,743,536	33,458,857,761
		<b>39,311,175,323</b>	<b>33,736,289,548</b>
<b>20.00</b>	<b>FUND FOR ENTERPRISES: TK. 48,002,099,265</b>		
	Govt. Share Capital Fund in Companies (20.01)	2,934,016,350	2,934,016,350
	Govt. Equity Fund (20.02)	44,928,147,765	41,149,137,364
	BCIC Equity Fund (20.03)	2,430,000	2,430,000
	Capital Grant (TICI) (20.04)	25,561,000	25,561,000
	Govt. Quasi Fund (20.05)	111,944,150	111,944,150
		<b>48,002,099,265</b>	<b>44,223,088,864</b>
<b>20.01</b>	<b>Govt. Share Capital Fund in Companies: TK. 2,934,016,350</b>		
	Shahajalal Fertilizer Company Ltd. (Former NGFFL)	55,745,070	55,745,070
	Khulna Newsprint Mills Ltd.	168,660,000	168,660,000
	Ashuganj Fertilizer And Chemical Company Limited (AFCCL)	2,510,904,400	2,510,904,400
	Khulna Hardboard Mills Ltd.	3,757,000	3,757,000
	Bayer CorpScience (Agrovate)	8,000,000	8,000,000
	Rhone Poulence (Aventis Pharma)	21,600,000	21,600,000
	Dhaka Match Industries Company	25,500,000	25,500,000
	Usmania Glass Sheet Factory Ltd.	17,850,000	17,850,000
	Noverties (BD) Ltd.	62,576,900	62,576,900
	Lira Industrial Enterprise Ltd.	312,500	312,500
	KAFCO (Govt.)	17,000,000	17,000,000
	Syngenta Bd. Ltd. ( CibaGeigy)	39,525,600	39,525,600
	Chhatak Cement Company Ltd.	2,584,880	2,584,880
		<b>2,934,016,350</b>	<b>2,934,016,350</b>
<b>20.02</b>	<b>Govt. Equity Fund: TK. 44,928,147,765</b>		
	Shahajalal Fertilizer Company Ltd. (Former NGFFL)	749,258,200	749,258,200
	Ghorasal Polash Fertilizer PLC (Former UFFL)	4,354,825,976	4,354,825,976
	TSP Complex Ltd.	605,223,000	605,223,000
	Chittagong Urea Fertilizer Ltd.	7,483,715,000	7,483,715,000
	Ghorasal Polash Fertilizer PLC (Former PUFFL)	901,121,000	901,121,000
	Ashuganj Fertilizer And Chemical Company Limited (AFCCL)	1,817,731,400	1,817,731,400
	Jamuna Fertilizer Company Ltd.	6,426,153,800	6,426,153,800
	Chittagong Chemical Complex	47,000,000	47,000,000
	Chhatak Cement Company Ltd.	151,015,120	151,015,120
	Khulna Newsprint Mills Ltd.	200,225,000	200,225,000
	Khulna Hardboard Mills Ltd.	2,500,000	2,500,000



Sl. No.	Particulars	Amount in Taka	
		30.06.2023	30.06.2022
	North Bengal Paper Mills Ltd.	238,842,000	238,842,000
	Karnaphuli Rayon & Chemicals Ltd.	308,715,040	308,715,040
	Bangladesh Insulator & Sanitaryware Factory Ltd.	187,795,000	187,795,000
	Kohinoor Battery Manufactures Ltd.	20,000,000	20,000,000
	Karnaphuli Paper Mills Ltd.	1,034,842,615	1,034,842,615
	Usmania Glass Sheet Factory Ltd.	39,420,750	39,420,750
	DAP -1 Govt Equity Fund	3,953,597,327	5,585,497,327
	DAP -2 Govt Equity Fund	1,631,900,000	-
	Shajalal Fertilizer Company Ltd. (Project)	5,402,956,400	5,402,956,400
	Wet Process to Dry Process of CCCL	949,235,000	949,235,000
	TICI	1,980,000	1,980,000
	13 Buffer Project	1,183,527,640	1,075,492,000
	GPUFP	6,621,425,361	2,954,945,600
	34 Buffer Godown	610,647,136	610,647,136
	Urea Formaldehyde-85 (UF-85)	4,495,000	-
		<b>44,928,147,765</b>	<b>41,149,137,364</b>
<b>20.03</b>	<b>BCIC Equity Fund From (AFCCL &amp; CUFL): TK. 2,430,000</b>		
	BCIC Investment in KAFCO	2,430,000	2,430,000
		<b>2,430,000</b>	<b>2,430,000</b>
<b>20.04</b>	<b>Capital Grant (TICI): TK. 25,561,000</b>		
	This represents fund released by the Government for establishment for the Training Institute for Chemical Industries at Ghorashal. The year wise break up of the above amount is as under:		
		Amount in Taka	
	Year	FY 2022-2023	FY 2021-2022
	1987-88	6,300,000	6,300,000
	1988-89	6,900,000	6,900,000
	1989-90	120,000	120,000
	1990-91	12,241,000	12,241,000
	<b>Total</b>	<b>25,561,000</b>	<b>25,561,000</b>
<b>20.05</b>	<b>Govt. Quasi Fund: TK. 111,944,150</b>		
	This represents the revaluation gain of fixed assets which was transferred to Govt. Quasi Fund of Usmania Glass Sheet Factory Ltd.		
		111,944,150	111,944,150
		<b>111,944,150</b>	<b>111,944,150</b>
<b>21.00</b>	<b>LONG TERM LOAN: TK. 208,300,597,537</b>		
	Government ADP Loan (21.01)	35,341,333,718	28,346,995,323
	Foreign Loan (21.02)	169,703,060,337	161,703,290,570
	Bank Debenture Loan (21.03)	178,808,748	178,808,748
	Govt. Debenture Loan (21.04)	293,930,000	293,930,000
	Interest Reserve A/c. (21.05)	2,783,464,716	2,783,464,717
		<b>208,300,597,537</b>	<b>193,306,489,370</b>
<b>21.01</b>	<b>Government ADP Loan: TK. 35,341,333,718</b>		
	Annual development Programe Loan (21.01.01)	24,284,437,707	18,615,922,605
	Interest on Annual Development Programe Loan (21.01.02)	6,896,181,887	6,708,233,292
	Non Development Programe Loan (21.01.03)	919,335,425	919,335,425
	Govt. Non-Development Programe loan (Voluntary) (21.01.04)	426,104,000	426,104,000
	Govt. Non-Development Programe loan (Pay-off) (21.01.05)	2,609,974,698	1,472,100,000
	Govt. Non-Development Programe Loan (Voluntary Retirement) (2)	205,300,000	205,300,000
		<b>35,341,333,718</b>	<b>28,346,995,323</b>




Sl. No.	Particulars	Amount in Taka	
		30.06.2023	30.06.2022
<b>21.01.01</b>	<b>Annual Development Programme: TK. 24,284,437,707</b>		
	Shahajalal Fertilizer Company Ltd. (Former NGFFL)	566,815,750	566,815,750
	Jamuna Fertilizer Company Ltd.	1,107,284,200	1,107,284,200
	Shahajalal Fertilizer Co. Ltd.	4,576,924,600	4,576,924,600
	Khulna Newsprint Mills Ltd.	167,224,000	167,224,000
	Khulna Hardboard Mills Ltd.	4,705,905	4,705,905
	Eastern Pulp & Paper Mills Ltd.	5,100,000	5,100,000
	Long Term Prospect for Pulp & Paper Mills	150,000	150,000
	Rahim Pulp & Paper Mills Ltd.	1,350,000	1,350,000
	Magura Paper Mills Ltd.	10,150,000	10,150,000
	Chhatak Cement Co. Ltd.	651,235,000	651,235,000
	Chittagong Chemical Complex	310,110,000	310,110,000
	Takerghat Lime Stone Mining Project	23,182,028	23,182,028
	Squibb of Bangladesh Ltd.	459,886	459,886
	Petro Chemical Complex	2,621,263	2,621,263
	Sulphuric Acid Plant	1,325,000	1,325,000
	Contraceptive of Birth Control	350,000	350,000
	PVC Complex	500,000	500,000
	Dhaka Leather Company Ltd.	13,035,500	13,035,500
	Bogra Leather Complex	750,000	750,000
	BMRE of Tanneries	628,000	628,000
	Feasibility Study on Shoe Market	60,000	60,000
	Synthetic Aggregate Plant	100,000	100,000
	Gypsum & Soda Ash Complex	75,000	75,000
	WAVIN (BD) Ltd.	100,000	100,000
	Ciba Geigy (Blocked)	689,000	689,000
	Ghorasal Polash Fertilizer PLC (Former UFFL)	812,909,000	812,909,000
	DAP Fertilizer Company Ltd. Chtg.	185,400,000	185,400,000
	Karnaphuli Paper Mills Ltd.	1,047,420,000	1,047,420,000
	Karnaphuli Royan & Chemicals Ltd.	78,000,000	78,000,000
	Ashuganj Fertilizer And Chemical Company Limited (AFCCCL)	884,607,600	884,607,600
	Ghorasal Polash Fertilizer PLC (Former PUFFL)	242,833,770	242,833,770
	Wet Process to Dry Process of CCCL	958,200,000	958,200,000
	13 Buffer Godown Nirman Project	1,775,291,461	1,613,238,000
	GPUFP	9,932,138,041	4,432,418,400
	34 Buffer Godown Nirman Project	915,970,704	915,970,704
	UF-85-Govt. ADP Loan	6,742,000	
		<b>24,284,437,707</b>	<b>18,615,922,605</b>

**21.01.02 Interest on Annual Development Programe Loan: TK. 6,896,181,887**

	Shahajalal Fertilizer Company Ltd. (Former NGFFL)	381,751,572	354,010,740
	Jamuna Fertilizer Company Ltd.	775,098,940	719,734,730
	Shahajalal Fertilizer Co. Ltd.	1,610,303,949	1,404,342,342
	Khulna Newsprint Mills Ltd.	244,577,754	236,216,554
	Khulna Hardboard Mills Ltd.	13,658,263	18,128,873
	Eastern Pulp & Paper Mills Ltd.	10,101,297	10,101,297
	Long Term Prospect for Pulp & Paper Mills	293,325	293,325
	Rahim Pulp & Paper Mills Ltd.	2,886,958	2,886,958
	Magura Paper Mills Ltd.	20,864,219	20,864,219
	Chhatak Cement Company Ltd.	1,154,372,895	1,121,811,145
	Chittagong Chemical Complex	489,786,000	475,168,000
	Squibb of Bangladesh Ltd.	1,299,973	1,299,973
	Petro Chemical Complex	7,667,810	7,667,810
	Sulphuric Acid Plant	2,848,233	2,848,250
	Contraceptive of Birth Control	753,000	753,000
	PVC Complex	1,476,188	1,476,188
	Dhaka Leather Company Ltd.	37,182,041	36,530,266



Sl. No.	Particulars	Amount in Taka	
		30.06.2023	30.06.2022
	Bogra Leather Complex	1,672,000	1,672,000
	BMRE of Tanneries	1,286,790	1,286,790
	Feasibility Study on Shoe Market	135,200	135,200
	Synthetic Aggregate Plant	272,000	272,000
	Gypsum & Soda Ash Complex	184,438	184,438
	Ciba Geigy (Blocked)	1,327,255	1,327,255
	Ghorasal Polash Fertilizer PLC (Former UFFL)	379,418,373	645,562,973
	DAP-1 Fertilizer Company Ltd.	126,690,000	117,420,000
	DAP-2 Fertilizer Company Ltd.	9,270,000	9,270,000
	Karnaphuli Paper Mills Ltd.	682,578,318	630,207,318
	Chittagong Urea Fertilizer Ltd.	38,474,240	38,474,240
	Karnaphuli Rayon & Chemicals Ltd.	87,555,000	87,555,000
	Ashuganj Fertilizer And Chemical Company Limited (AFCCCL)	596,496,561	552,266,180
	Ghorasal Polash Fertilizer PLC (Former PUFFL)	161,198,426	153,765,359
	Wet Process to Dry Process of CCCL	40,228,955	40,228,955
	34 Buffer Godown Nirman Project	14,471,915	14,471,915
		<b>6,896,181,887</b>	<b>6,708,233,292</b>
<b>21.01.03</b>	<b>Non-Development Govt. ADP Loan: TK. 919,335,425</b>		
	North Bengal Paper Mills Ltd.	76,219,116	76,219,116
	KAFCO (CSCFRN)	620,000,000	620,000,000
	Khulna Newsprint Mills Ltd.	219,800,000	219,800,000
	Khulna Hardboard Mills Ltd.	2,800,000	2,800,000
	Chhatak Cement Company Ltd.	516,309	516,309
		<b>919,335,425</b>	<b>919,335,425</b>
<b>21.01.04</b>	<b>Govt. Non-Development Programme Loan (Voluntary): TK. 426,104,000</b>		
	Karnaphuli Paper Mills Ltd.	57,100,000	57,100,000
	Khulna Newsprint Mills Ltd.	12,500,000	12,500,000
	Bangladesh Manufacture Ind. Ltd. (Ujala Match Factory Ltd.)	8,963,000	8,963,000
	Kohinoor Battery Mfg. Co. Ltd.	83,585,000	83,585,000
	Karnaphuli Rayon & Chemicals Ltd	263,956,000	263,956,000
		<b>426,104,000</b>	<b>426,104,000</b>
<b>21.01.05</b>	<b>Govt. Non-Development Programe Loan (Pay Off): TK. 2,609,974,698</b>		
	Khulna Newsprint Mills Ltd.	1,343,462,725	657,800,000
	Khulna Hardboard Mills Ltd.	80,050,000	39,500,000
	North Bengal Paper Mills Ltd.	659,913,973	339,000,000
	Karnaphuli Rayon & Chemicals Ltd.	244,500,000	244,500,000
	Chittagong Chemical Complex	173,148,000	82,400,000
	Bangladesh Manufacture Ind. Ltd. (Ujala Match Factory Ltd.)	95,800,000	95,800,000
	LIRA	13,100,000	13,100,000
		<b>2,609,974,698</b>	<b>1,472,100,000</b>
<b>21.01.06</b>	<b>Govt. Non-Development Programe Loan (Golden Handshake): TK. 205,300,000</b>		
	TSP Complex Ltd.	6,200,000	6,200,000
	Ghorasal Polash Fertilizer PLC (Former PUFFL)	5,300,000	5,300,000
	Chittagong Urea Fertilizer Ltd.	4,500,000	4,500,000
	Karnaphuli Paper Mills Ltd.	130,500,000	130,500,000
	Bangladesh Insulator & Sanitaryware Factory Ltd.	6,400,000	6,400,000
	Training Institute for Chemical Industries	600,000	600,000
	Usmania Glass Sheet Factory Ltd.	1,500,000	1,500,000
	Ashuganj Fertilizer And Chemical Company Limited (AFCCCL)	4,800,000	4,800,000



Sl. No.	Particulars	Amount in Taka	
		30.06.2023	30.06.2022
	Shahajalal Fertilizer Company Ltd. (Former NGFFL)	6,700,000	6,700,000
	Jamuna Fertilizer Company Ltd.	4,700,000	4,700,000
	Chhatak Cement Co. Ltd.	4,300,000	4,300,000
	Ghorasal Polash Fertilizer PLC (Former UFFL)	5,500,000	5,500,000
	Head Office	24,300,000	24,300,000
		<b>205,300,000</b>	<b>205,300,000</b>

**21.02 Foreign Loan: TK. 169,703,060,337**

**Loan under Government Protocol**

Principal (Note -21.02.01)	142,053,084,051	135,803,882,503
Interest (Note -21.02.02)	26,538,809,169	24,788,240,950
<b>Total Loan under Government Protocol</b>	<b>168,591,893,220</b>	<b>160,592,123,453</b>
Suppliers Credit (CCCL)	74,340	74,340
AID/Grant (Note 21.02.03)	1,111,092,777	1,111,092,777
	<b>169,703,060,337</b>	<b>161,703,290,570</b>

**21.02.01 Loan Under Govt. Protocol: TK. 142,053,084,051**

Particulars	FY 2022-2023		FY 2021-2022
	Foreign Currency	Local Currency	Local Currency
<b>Shahajalal Fertilizer Company Ltd. PLC (Former NGFFL)</b>	<b>206,580,988</b>	<b>158,819,464</b>	<b>142,830,095</b>
6th Yen Credit	206,580,988	158,819,464	142,830,095
Supplementary assistance(IDA Credit)	-	-	-
<b>Ghorasal Polash Fertilizer PLC (Former UFFL)</b>	<b>16,377,990,880</b>	<b>12,742,809,797</b>	<b>23,866,705,136</b>
Yen Credit EXIM Bank	2,439,091,997	1,883,222,931	3,542,049,398
JBIC Loan -1990	10,148,803,845	7,835,891,449	14,738,092,944
JBIC Loan -1999	3,789,197,500	2,925,639,390	5,502,672,610
IDA Suppliers Loan	897,538	98,056,027	83,890,184
<b>Ghorasal Polash Fertilizer PLC (Former UFFL)</b>	<b>33,189,000</b>	<b>329,609,910</b>	<b>329,609,910</b>
Chinese Credit	33,189,000	329,609,910	329,609,910
<b>North Bengal Paper Mills Ltd.</b>	<b>-</b>	<b>17,319,445</b>	<b>17,319,445</b>
Japan	-	324,957	324,957
England	-	613,340	613,340
Devaluation	-	16,381,148	16,381,148
<b>Karnaphuli Rayon &amp; Chemicals Ltd.</b>	<b>5,255,504,644</b>	<b>1,750,083,047</b>	<b>1,750,083,047</b>
Yen Credit	1,459,005,465	485,848,820	485,848,820
JBIC (OEFC) Loan	3,796,499,179	1,264,234,227	1,264,234,227
<b>Chhatak Cement Co. Ltd.</b>	<b>10,640,053</b>	<b>1,083,898,068</b>	<b>933,019,881</b>
ADB Credit	9,982,017	1,078,956,218	928,078,031
French Credit	658,036	4,941,850	4,941,850
Danida Grant	-	-	-
<b>Chittagong Chemical Complex</b>	<b>2,070,433,851</b>	<b>855,091,887</b>	<b>855,091,887</b>
ABD-506	1,183,851	36,001,887	36,001,887
JBIC (OEFC) Loan BD	2,069,250,000	819,090,000	819,090,000
<b>DAP</b>	<b>-</b>	<b>-</b>	<b>2,279,905,366</b>
Exim	-	-	-
JBCI	-	-	2,279,905,366




Sl. No.	Particulars	Amount in Taka	
		30.06.2023	30.06.2022
	<b>Usmania Glass Sheet factory Ltd.</b>	-	<b>72,158,348</b>
	Belgium Grant	-	72,158,348
	<b>Shahjalal Fertilizer Co. Ltd.</b>	<b>294,051,513</b>	<b>31,077,059,085</b>
	China	141,073,335	13,190,356,838
	China	152,978,178	14,303,459,550
	<b>Ghorasal Polash Urea Fertilizer Project PLC</b>	<b>72,529,759,766</b>	<b>93,966,235,000</b>
	JBIC	72,264,961,523	55,583,258,000
	HSBC	264,798,243	22,480,085,000
	<b>TOTAL</b>	<b>96,778,150,695</b>	<b>142,053,084,051</b>

21.02.02 Interest on Loan Under Govt. Protocol: TK. 26,538,809,169

Particulars	Local Currency	
	FY: 2022-2023	FY: 2021-2022
<b>Shahjalal Fertilizer Company Ltd.(Former NGFFL)</b>	<b>170,990,620</b>	<b>163,843,744</b>
6th Yen Credit	147,105,022	139,958,146
Supplementary assistance(IDA Credit)	23,885,598	23,885,598
<b>Jamuna Fertilizer Co. Ltd.</b>	<b>547,404,217</b>	<b>547,404,217</b>
BD-P-24	(95,176,848)	(95,176,848)
BD-P-27	492,339,239	492,339,239
BD-P-28	150,241,826	150,241,826
<b>Chhatak Cement Co. Ltd.</b>	<b>1,650,632,402</b>	<b>1,594,651,209</b>
ADB Credit	1,640,713,609	1,585,028,927
French Credit	9,918,793	9,622,282
<b>Chittagong Chemical Complex</b>	<b>1,451,648,400</b>	<b>1,451,648,400</b>
ABD-506	1,451,648,400	1,451,648,400
<b>DAP</b>	<b>4,378,679,788</b>	<b>4,428,679,788</b>
Exim	2,918,588,340	2,968,588,340
JBCI	1,460,091,448	1,460,091,448
<b>Usmania Glass Sheet factory Ltd.</b>	<b>159,012,000</b>	<b>154,683,000</b>
Belgium Grant	159,012,000	154,683,000
<b>Ghorasal Polash Fertilizer PLC (Former UFFL)</b>	<b>6,786,839,805</b>	<b>6,474,856,590</b>
Yen Credit EXIM Bank	752,491,068	735,695,482
JBIC Loan -1990	5,525,583,265	5,253,740,005
JBIC Loan -1999	474,152,572	454,583,260
IDA Suppliers Loan	34,612,900	30,837,843
<b>Shahjalal Fertilizer Co. Ltd.</b>	<b>11,393,601,937</b>	<b>9,972,474,002</b>
China	5,056,537,974	4,363,430,571
China	6,337,063,963	5,609,043,431
<b>TOTAL</b>	<b>26,538,809,169</b>	<b>24,788,240,950</b>

21.02.03 AID/Grant: TK. 1,111,092,777

TICI- Nether Land- Aid/Grant  
KHBM- Aid/Grant



28



348,978,814  
10,210,493

348,978,814  
10,210,493

Sl. No.	Particulars	Amount in Taka	
		30.06.2023	30.06.2022
	BD Paper Mills Ltd.- Aid/Grant	162,024	162,024
	CCCL- Aid/Grant	16,521,910	16,521,910
	KPM- UNIDO- Aid/Grant	3,334,952	3,334,952
	KAFCO- Danida Grant- Aid/Grant	296,343,000	296,343,000
	KAFCO- Nordic Credit- Aid/ Grant	226,965,200	226,965,200
	Chemical Godown - Aid/Grant	208,576,384	208,576,384
		<b>1,111,092,777</b>	<b>1,111,092,777</b>
<b>21.03</b>	<b>Bank Debenture Loan: TK. 178,808,748</b>		
	Agrani Bank Ltd.(KPM)	112,280,951	112,280,951
	Agrani Bank Ltd.(KRC)	66,527,797	66,527,797
		<b>178,808,748</b>	<b>178,808,748</b>
<b>21.04</b>	<b>Govt. Debenture Loan: TK. 293,930,000</b>		
	Chittagong Cement Clinker and Grinding Co. Ltd.	137,900,000	137,900,000
	Kohinoor Chemicals Co. (BD) Ltd.	103,500,000	103,500,000
	Eagle Box and Cartoon Mfg. Ltd.	52,530,000	52,530,000
		<b>293,930,000</b>	<b>293,930,000</b>
<b>21.05</b>	<b>Interest Reserve A/C: TK. 2,783,464,716</b>		
	Interest on C/A (KCCL)	244,306,419	244,306,419
	Interest on C/A (DLC)	348,985,910	348,985,910
	Interest on C/A (MPM - Magura Paper Mills)	11,769,379	11,769,379
	Interest BCIC Debenture (KCCL )	322,920,000	322,920,000
	Interest on BCIC Debenture (Eagle Box)	118,936,350	118,936,350
	Interest on FRN Loan (KAFCO)	85,281,802	85,281,802
	Interest on C/A (BD Fertilizer & Agro Chemical)	2,798,076	2,798,076
	Interest on CSCFRN (KAFCO)	894,979,204	894,979,204
	Interest on C/A (KBM)	162,802,468	162,802,468
	Interest on C/A (UMF)	36,991,722	36,991,722
	Interest on C/A (LIRA)	132,803,078	132,803,078
	Interest on Govt. Pay Off Fund	149,660,334	149,660,334
	Interest on Golden Handshake Fund	243,204,222	243,204,222
	Interest on DRGA Loan (KAFCO)	28,025,752	28,025,752
		<b>2,783,464,716</b>	<b>2,783,464,717</b>
<b>22.00</b>	<b>PRICE DEFFERENTAIL A/C-KAFCO (Gas Bill): TK. 1,938,751,254</b>		
	Deferral Gas Bill A/C.- KAFCO	1,617,888,534	1,617,888,534
	KAFCO Int. on Deferred Gas Bill	327,794,002	327,794,002
	KAFCO Int. on Delay. Pay. of Gas Bill	115,686,010	115,686,010
	Int. on BGS� Gas Bill Payable	(122,617,292)	(122,617,292)
		<b>1,938,751,254</b>	<b>1,938,751,254</b>
<b>23.00</b>	<b>LOAN FROM VARIOUS SOURCES: TK. 1,278,885,705</b>		
	Chittagong Urea Fertilizer Ltd. (CUFL)	625,734,867	625,734,867
	Ashuganj Fertilizer And Chemical Company Limited (AFCCCL)	204,768,519	204,768,519
	Jamuna Fertilizer Co. Ltd. (JFCL)	29,837,939	29,837,939
	Shahajalal Fertilizer Company Ltd. (Former NGFFL)	418,544,380	418,544,380
		<b>1,278,885,705</b>	<b>1,278,885,705</b>
<b>24.00</b>	<b>EMPLOYEES BENEFIT: TK. 33,497,840</b>		
	BCIC Employer's PF Contr. Payable	(24,121)	(8,109,289)
	KHBML Employer's PF contr. Payable	74,883	(1,695,107)
	CCC Employer's PF contr. Payable	133,139	133,139
	KNM Employer's PF contr. Payable	10,709,134	11,535,395
	SPPM PF Contr. Payable	121,020	215,475
	NBPM PF Contr. Payable	50	1,770,040



Sl. No.	Particulars	Amount in Taka	
		30.06.2023	30.06.2022
	BCIC-GFT Payable	140,585	140,585
	UGSF-GFT Payable	51,808	51,808
	LIRA-GFT Payable	314,230	314,230
	BMI(Ujala)- GFT Payable	847,279	847,279
	KHBML-GFT. Payable	4,549,122	2,703,972
	CCC GFT Payable	146,460	152,980
	KNM GFT Payable	5,312,161	6,589,474
	SPPM GFT Payable	661,592	837,614
	NBPM GFT Payable	2,513,353	4,358,503
	Leave Salary Payable BCIC	7,139,480	7,139,480
	Leave Salary Payable Eagle Box & Car MGFG. Co. Ltd.	22,413	22,413
	Leave Salary Payable BMI (Ujala)	57,472	57,472
	Leave Salary Payable LIRA	(2,067)	(2,067)
	Leave Salary Payable- KHBML	201,943	130,723
	Leave Salary Payable- CCC	22,721	24,703
	Leave Salary Payable- KNM	479,063	523,022
	Leave Salary Payable- SPPM	7,545	9,707
	Leave Salary Payable- NBPM	18,575	89,795
		<b>33,497,840</b>	<b>27,841,346</b>
<b>25.00</b>	<b>Liabilities for Goods &amp; Services: TK. 246,185,089</b>		
	Suppliers/Contractors Bills Payable (25.01)	104,353,519	101,595,163
	Auditors Bills Payable(25.02)	500,500	505,500
	Utilities Bills Payable (25.03)	37,269	37,269
	Liabilities for Accrued Expenses(25.04)	141,293,801	37,826,019
		<b>246,185,089</b>	<b>139,963,951</b>
<b>25.01</b>	<b>Suppliers/Contractors Bills Payable: TK. 104,353,519</b>		
	Foyzal Construction	55,264	55,264
	BCIC Head Office Colony- Banani	123,192	123,192
	Green Jute BSEC	40,220,506	40,220,506
	Green Jute BITAC	20,900,000	20,900,000
	Continental Courier Service	11,682	11,682
	Others S/Cont. Bills Payable	43,046,495	40,284,519
	Reneta LTD-s/Cont.Bill Payable	(3,620)	
		<b>104,353,519</b>	<b>101,595,163</b>
<b>25.02</b>	<b>Auditors Bills Payable: TK. 500,500</b>		
	Head Office	100,000	100,000
	GFT	271,000	221,000
	PFT	129,500	184,500
		<b>500,500</b>	<b>505,500</b>
<b>25.03</b>	<b>Utilities Bills Payable: TK. 37,269</b>		
	Telephone Bills Payable	37,269	37,269
		<b>37,269</b>	<b>37,269</b>
<b>25.04</b>	<b>Liabilities for Accrued Expenses: TK. 141,293,801</b>		
	Salaries	101,074,206	(1,109,684)
	Recreation Leave	243,957	290,147
	Uniform & Liveries	549,399	549,399
	Others - H.O	126,106	126,106
	Others - B.O	39,300,133	37,970,051
		<b>141,293,801</b>	<b>37,826,019</b>



Sl. No.	Particulars	Amount in Taka	
		30.06.2023	30.06.2022
<b>26.00</b>	<b>Liabilities for Other Finance: TK. 7,594,002,428</b>		
	Accrued Expenses for Disinvested Enterprises (26.01)	16,143,233	16,143,233
	Dividend/Profit Continisation Payable to Govt. (26.02)	270,226,237	270,226,237
	Deduction & Withholding Accounts (26.03)	26,305,153	28,725,243
	Unclaimed Accounts (26.04)	86,054	86,054
	Undistributed ADP Loan of Joint Venture Units (26.05)	16,698,000	16,698,000
	Earnest Money	82,212	237,312
	Security deposits (26.06)	68,948,097	63,273,932
	Deposit Against Sales District Division	208,062	208,062
	Accrued Expenses against Closed Enterprises (26.07)	183,728,527	168,114,647
	Accrued Expenses Against Pay off Enterprise (26.08)	1,482,211,588	1,410,847,986
	Project Current A/C. (26.09)	644,014,492	233,900,634
	Enterprise current A/C. (26.10)	4,084,166,630	2,358,643,884
	Other Liabilities (26.11)	16,207,047	4,159,118
	Management Expenses Clearing A/C.	784,977,297	631,514,624
		<b>7,594,002,428</b>	<b>5,202,778,964</b>
<b>26.01</b>	<b>Accrued Expenses for Disinvested Enterprises: TK. 16,143,233</b>		
	Bangladesh Paper Products	282,764	282,764
	Bangladesh Paper Mills	147,211	147,211
	Marium Limited	230,909	230,909
	Habib Match Industries	135,033	135,033
	Sattar Match Works	3,916,070	3,916,070
	Ibrahim Match	19,571	19,571
	Golden Match Works	238,049	238,049
	Chattal Match Factory	44,317	44,317
	Aziz Match Factory	1,011,401	1,011,401
	East Bengal Tannery	2,018	2,018
	Inam Tannery	63,004	63,004
	Mahtab Tannery	46,539	46,539
	Pioneer Tannery	53,412	53,412
	Eastern Tannery	467,755	467,755
	Madina Tannery	1,010,877	1,010,877
	Orient Tannery	104,636	104,636
	Bhushier Mills	3,513	3,513
	Roushan Tannery	263,008	263,008
	BD Crone Tannery	83,164	83,164
	Bengal Corporation	18,000	18,000
	Asiatic Tannery	6,662	6,662
	Modern Tannery	126,905	126,905
	Kohinoor Rubber Indus.	101,021	101,021
	Karim Rubber Ind.	55,401	55,401
	Paruma Eastern Ltd.	458,718	458,718
	Bus Rubber Co.	60,513	60,513
	National Rubber Indus.	302,913	302,913
	Bengal Rubber Indus.	1,393,884	1,393,884
	Bengal Belt. Corp.	283,586	283,586
	Bella Artifitex	84,949	84,949
	Hafiz Tannery	612,112	612,112
	Alb. David (BD) Ltd.	227,286	227,286
	Crescent Industries	1,411,172	1,411,172
	Farrokh Chemicals	61,405	61,405
	Dry ICC & Carb. Gas	339,810	339,810



Sl. No.	Particulars	Amount in Taka	
		30.06.2023	30.06.2022
	Synthetic Resin Complex	12,461	12,461
	Metal Package	942,886	942,886
	Jamil Soap Factory	285,315	285,315
	BD Enamel Aluminium	64,870	64,870
	BD National Tannery	141,078	141,078
	Rahmania Tannery	183,959	183,959
	Sovinneer Tannery	6,721	6,721
	Dilkusha Tannery	41,149	41,149
	Jublee tannery	18,721	18,721
	Ferdous Tannery	758,485	758,485
	SNA Tannery	3,125	3,125
	United Tannery	6,250	6,250
	Bengal Tannery	10,625	10,625
		<b>16,143,233</b>	<b>16,143,233</b>
<b>26.02</b>	<b>Dividend/Profit Contribution Payable to Govt: TK. 270,226,237</b>		
	Synovia Pharma PLC (Former-Sanofi)	13,544,602	13,544,602
	Usmania Glass Sheet Fact Ltd.	89,556,318	89,556,318
	Noverties (BD) Ltd. Ciba Geigy	25,128,625	25,128,625
	Chittagong Cement Cliner Grinding Co. Ltd.	49,921,243	49,921,243
	Kohinoor Chemical Co. (BD) Ltd.	6,846,541	6,846,541
	Eagle Box & Cartoon Mfg. Co. Ltd.	584,595	584,595
	Lira Industries Enterprise Ltd.	(2,510,045)	(2,510,045)
	Bayer Corp. Science	12,353,992	12,353,992
	Syngenta Bd. Ltd. ( Ciba Geigy)	74,800,366	74,800,366
		<b>270,226,237</b>	<b>270,226,237</b>
<b>26.03</b>	<b>Deduction &amp; Withholding Accounts: TK. 26,305,153</b>		
	Karnaphuli Paper Mills P/Vat Tax	17,265,096	18,883,846
	CCCL - P/VAT Tax ry & p Securities	2,627,504	2,627,504
	BISF-P/VAT tax ry & p Securities	218,694	218,694
	Income Tax Deduction at Source	1,278,352	1,576,902
	VAT Deducted at Source	2,841,969	3,768,379
	Recovery of Discount	297,250	357,358
	PF Employees Contribution	35,287	26,480
	Addl. PF Contribution	222	222
	Welfare Subscription	(7,626)	(7,626)
	Welfare Loan Recovery	189,227	121,727
	BCIC Officer Association Subscription	27,350	14,550
	Employees Union Subscription	98,720	46,760
	Revenue Stamp Recovery Acts	6,310	(23,650)
	Freedom Fighter Sangsad	37	37
	Donation from Employees	1,408,345	1,797,979
	Hajj Subscription	11,700	12,300
	Salaries & Allowances	157,580	157,580
	Death Compensation	-	-
	Govt.Deput Officers Fund	(820,379)	(1,687,813)
	W.P.F. Loan	20,755	10,478
	Deduction of Audit Objection	236,718	236,718
	Service Charge	(179,107)	(14,961)
	BCIC Finance Cadre Association Subscription	(147,000)	(147,000)
	BCIC Cemichel Socity Sub.	100	-
	Income Tax Deduction at Source-B.O.	4,100	4,100
	VAT Deduction at Source-B.O.	3,280	3,280



Sl. No.	Particulars	Amount in Taka	
		30.06.2023	30.06.2022
	Welfare sub.B.O.-Deduction & withheld	(54,500)	(54,500)
	Revenue Stamps Acts- B.O. Ded & With	(10,730)	-
	Others Distribution Division	795,900	795,900
		<b>26,305,153</b>	<b>28,725,243</b>
<b>26.04</b>	<b>Unclaimed Accounts: TK. 86,054</b>		
	Suppliers/Contractors Unclaimed Account	86,054	86,054
		<b>86,054</b>	<b>86,054</b>
<b>26.05</b>	<b>Undistributed ADP Loan to Joint Ventures Units: TK. 16,698,000</b>		
	Magura Paper Mills Ltd.	10,150,000	10,150,000
	Rahim Pulp & Paper Mills Ltd.	1,350,000	1,350,000
	Eastern Pulp & Paper Mills Ltd.	5,098,000	5,098,000
	Wavin (BD) Ltd.	100,000	100,000
		<b>16,698,000</b>	<b>16,698,000</b>
<b>26.06</b>	<b>Security Deposit: TK. 68,948,097</b>		
	Security Deposit - Head Office	43,253,963	35,809,798
	Security Deposit-Branch Office	25,694,134	27,464,134
		<b>68,948,097</b>	<b>63,273,932</b>
<b>26.07</b>	<b>Accrued Expenses Against Closed Enterprises: TK. 183,728,527</b>		
	Dhaka Leather Company Ltd.	178,822,527	163,208,647
	Kohinoor Battery Manu. Ltd.	4,906,000	4,906,000
		<b>183,728,527</b>	<b>168,114,647</b>
<b>26.08</b>	<b>Accrued Expenses Against Pay Off Enterprises: TK. 1,482,211,588</b>		
	Khulna Newsprint Mills Ltd.	352,738,214	336,029,499
	North Bengal Paper Mills Ltd.	221,875,517	221,734,426
	Khulna Hardboard Mills Ltd.	158,034,760	154,566,483
	Chittagong Chemical Complex	651,721,494	603,985,443
	Karnaphuli Rayon & Chemical Co. Ltd.	90,749,603	87,440,135
	Ujala Match Factory (BMI)	5,303,000	5,303,000
	Lira Industrial Enterprise Ltd.	1,789,000	1,789,000
		<b>1,482,211,588</b>	<b>1,410,847,986</b>
<b>26.09</b>	<b>Project Current Account: TK. 644,014,492</b>		
	Long Term Proposed for Pulp & Paper Industries	402,717	402,717
	Man Made Fiber Industry	438,951	438,951
	Bogra Leather Complex	1,477,599	1,477,599
	BMRE of Tanneries	1,858,270	1,858,270
	Feasibility Study on Shoe Market	189,800	189,800
	Petro Chemical Complex	651,651	651,651
	Gypsum & Soda Ash Plant	3,666,593	3,666,593
	Sulphuric Acid Plant	4,028,270	4,028,270
	Contraceptic of Birth Control	1,071,500	1,071,500
	Noverties BD Ltd. (Ciba-Geigy)	1,932,434	1,932,434
	GPUFF-STL to Project	13,875,675	-
	DAP-1 Fertilizer Company Ltd.	509,775,466	113,537,283
	DAP-2 Fertilizer Company Ltd.	104,421,416	104,421,416
	Development of Pharma Ind.	224,149	224,149
		<b>644,014,492</b>	<b>233,900,634</b>



Sl. No.	Particulars	Amount in Taka	
		30.06.2023	30.06.2022
<b>26.10</b>	<b>Enterprise Current A/C: TK. 4,084,166,630</b>		
	Urea Fertilizer Factory Ltd. UFFL PLC (Former NGFFL)	4,274,219	4,274,219
	Ashuganj Fertilizer And Chemical Company Limited (AFCCCL)	1,524,177,330	1,546,612,199
	Chittagong Urea Fertilizer Ltd.	944,228,109	907,391,725
	Jamuna Fertilizer Co. Ltd.	1,198,392,221	1,183,458,493
	TSP Complex Ltd.	413,094,751	-
	Khulna Newsprint Mills Ltd.	-	(1,283,092,751)
		<b>4,084,166,630</b>	<b>2,358,643,884</b>
<b>26.11</b>	<b>Other Liabilities : TK. 16,207,047</b>		
	Inter Project Current Account (i)	3,882,367	4,289,858
	Others (ii)	85,980	4,260
	Foreign Remit. From Malay.- Oth. Liab	12,238,700	(135,000)
		<b>16,207,047</b>	<b>4,159,118</b>
	<b>(i) Inter Project Current Account: TK. 3,882,367</b>		
	Bangladesh Insulatore and Sanetaryware Factory Ltd.	3,542,691	3,542,691
	Khulna Newsprint Mills Ltd.	333,341	740,832
	KPM	6,335	6,335
		<b>3,882,367</b>	<b>4,289,858</b>
	<b>(ii) Others: TK. 85,980</b>		
	Advance Rent	4,260	4,260
	Death Compensation	81,720	-
		<b>85,980</b>	<b>4,260</b>
<b>27.00</b>	<b>Provision for Corporate Income Tax: TK. 328,726,569</b>		
	Opening Balance	298,726,569	268,726,569
	Add: Provision for the year	30,000,000	30,000,000
		<b>328,726,569</b>	<b>298,726,569</b>
	Less: Adjustment for the year	-	-
		<b>328,726,569</b>	<b>298,726,569</b>



Sl. No.	Particulars	Amount in Taka	
		2022-2023	2021-2022
<b>28.00</b>	<b>Rental Income: TK. 111,139,730</b>		
	BCIC Bhaban	82,283,753	88,751,500
	BCIC Auditorium/ Conf. Room	-	25,000
	MHC- Empl. Club	48,000	45,000
	MHC- Off. Club	-	3,000
	74, Dilkusha	56,436	2,320,174
	BCIC Shadan	4,838,808	4,838,808
	48, Motijheel	11,204,468	6,715,873
	Imamganj	2,188,354	1,467,765
	BCIC Shadan, Ctg.	10,519,911	9,700,723
		<b>111,139,730</b>	<b>113,867,843</b>
<b>29.00</b>	<b>Dividend Income: TK. 6,280,292</b>		
	Synovia Pharma PLC (Former-Sanofi)	-	8,612,189
	Noverties -C. Geigy	5,200,192	-
	BD Monospool Paper Mfg Co Ltd.	100	-
	Syngenta -C. Geigy	-	19,707,648
	Bayer Corpo.science	1,080,000	
		<b>6,280,292</b>	<b>28,319,837</b>
<b>30.00</b>	<b>Miscellaneous Income: TK. 9,704,768</b>		
	Gain of Sale of Fixed Assets	-	32,543
	Sale of wastage	-	415,543
	Sale of Tender Form	1,752,860	2,229,428
	Enlistment Fees	1,621,600	1,828,500
	Sale of Enlistment Form	42,700	59,301
	Fines & Compensation	981,375	143,449
	Forfeiture of Bank Guarantee	-	3,258,550
	Forfeit. Of Security/ Earnest Money	1,100	100
	Rest House Income	46,635	25,300
	Catalogue/ Manual/ Books Sale	25	150
	Job Application Fees	4,425,300	24,037,650
	Others	833,173	326,039
		<b>9,704,768</b>	<b>32,356,553</b>
<b>31.00</b>	<b>Management Charges on Enterprises: TK. 1,054,415,807</b>		
	Chittagong Urea Fertilizer Ltd.	100,000,000	100,000,000
	Jamuna Fertilizer Co. Ltd.	200,000,000	200,000,000
	Ashuganj Fertilizer and Chemical Company Limited	163,543,000	88,995,000
	TSP Complex Ltd.	200,000,000	200,000,000
	Usmania Glass Sheet Factory Ltd.	330,000	327,000
	Karnaphuli Paper Mills Ltd.	1,800,000	1,450,000
	Prior Year Income Adjustment Account (LEVEY)	38,742,807	(25,105,832)
	DAP Fertilizer Company Ltd.	170,000,000	170,000,000
	Shahahjalal Fertilizer Company Ltd.	180,000,000	180,000,000
		<b>1,054,415,807</b>	<b>915,666,168</b>



Sl. No.	Particulars	Amount in Taka	
		2022-2023	2021-2022
<b>32.00</b>	<b>Salary &amp; Allowances: TK. 853,149,020</b>		
	Head Office (32.01)	751,393,131	639,126,797
	Branch Office (32.02)	21,564,339	14,039,461
	Closed Enterprise (32.03)	11,517,118	11,939,691
	Pay-Off Enterprise (32.04)	68,674,432	57,909,250
		<b>853,149,020</b>	<b>723,015,200</b>
<b>32.01</b>	<b>Head Office: TK. 751,393,131</b>		
	Officers Salary	579,400,761	492,192,520
	Staff Salary	171,992,370	146,934,277
		<b>751,393,131</b>	<b>639,126,797</b>
<b>32.02</b>	<b>Branch Office: TK. 21,564,339</b>		
	Officers Salary	15,704,216	8,557,058
	Staff Salary	5,860,123	5,482,403
		<b>21,564,339</b>	<b>14,039,461</b>
<b>32.03</b>	<b>Closed Enterprise: TK. 11,517,118</b>		
	Dhaka Lether Complex-Salary & Allowance	11,517,118	11,939,691
		<b>11,517,118</b>	<b>11,939,691</b>
<b>32.04</b>	<b>Pay off Enterprise : TK. 68,674,432</b>		
	KNM - Salary & Allowance	16,519,000	14,084,000
	NBPM - Salary & Allowance	-	7,074,000
	CCC - Salary & Allowance	45,909,432	12,076,524
	KRC - Salary & Allowance	3,120,000	3,275,574
	KHBM- Salary & Allowance	3,126,000	21,399,152
		<b>68,674,432</b>	<b>57,909,250</b>
<b>33.00</b>	<b>Genarel Expenses: TK. 73,068,413</b>		
	Head Office	63,616,812	80,558,381
	Branch Office	2,665,669	1,753,569
	Closed Enterprises (33.01)	4,096,762	2,660,653
	Pay-Off Enterprises (33.02)	2,689,170	64,310,657
		<b>73,068,413</b>	<b>149,283,260</b>
<b>33.01</b>	<b>Closed Enterprises: TK. 4,096,762</b>		
	Dhaka Lether Complex- General Expenses	4,096,762	2,660,653
		<b>4,096,762</b>	<b>2,660,653</b>
<b>33.02</b>	<b>Pay-Off Enterprises: TK. 2,689,170</b>		
	KNM - General Expenses	189,715	22,026,462
	NBPM - General Expenses	141,091	38,789,041
	CCC - General Expenses	1,826,619	1,701,266
	KRC - General Expenses	189,468	325,888
	KHBM- General Expenses	342,277	1,468,000
		<b>2,689,170</b>	<b>64,310,657</b>



Sl. No.	Particulars	Amount in Taka	
		2022-2023	2021-2022
<b>34.00</b>	<b>Depreciation: TK. 43,627,688</b>		
	Head Office, Branch Office & Distribution Division	36,640,278	36,955,109
<b>35.00</b>	<b>Rent, Rates &amp; Taxes: TK. 8,028,512</b>		
	Head Office	7,424,162	9,090,198
	Branch Office	604,350	983,270
		<b>8,028,512</b>	<b>10,073,468</b>
<b>36.00</b>	<b>Repairs &amp; Maintenance: TK. 22,711,902</b>		
	Head Office	22,453,467	17,152,862
	Branch Office	258,435	494,101
		<b>22,711,902</b>	<b>17,646,963</b>
<b>37.00</b>	<b>Legal &amp; Professional Expenses: TK. 982,096</b>		
	Audit Fees	205,000	212,000
	Legal Advisor Fees	609,596	1,708,992
	Income Tax Advisor Fees	-	109,350
	Legal Advisors Fees- B.O	167,500	377,000
		<b>982,096</b>	<b>2,407,342</b>
<b>38.00</b>	<b>Vehicle Expenses: TK. 34,585,172</b>		
	Head Office	33,504,011	29,142,418
	Branch Office	1,081,161	958,505
		<b>34,585,172</b>	<b>30,100,923</b>
<b>39.00</b>	<b>Financial Expenses: TK. 1,756,373</b>		
	Bank charge- H.O	617,596	446,704
	Bank charge-B.O.	1,138,777	549,533
		<b>1,756,373</b>	<b>996,237</b>
<b>40.00</b>	<b>Development Expenses: TK. 915,810</b>		
	Delegation / Conference Expenses	-	945,000
	Research & Productivity	915,810	3,881,503
	Journal / Brochier/ Gift /Catalog/Gift Card	-	118,500
		<b>915,810</b>	<b>4,945,003</b>
<b>41.00</b>	<b>Welfare Expenses: TK. 8,195,477</b>		
	Head Office	7,911,597	5,722,837
	Branch Office	283,880	250,860
		<b>8,195,477</b>	<b>5,973,697</b>
<b>42.00</b>	<b>Colony Maintenance Expenses: TK. 14,486,984</b>		
	Electricity & Lighting	6,036,469	5,909,165
	Gas Consumption	306,824	306,528
	WASA Royalty	1,852,932	2,183,520
	Cleaning Expenses	1,452,790	1,315,380
	Grass Cutting Expenses	-	-



Sl. No.	Particulars	Amount in Taka	
		2022-2023	2021-2022
	Residential Building MHC	2,338,663	2,228,126
	Residential Building BHC	1,443,409	2,720,695
	Residential Building - Panchabati	237,427	651,014
	Mechinery and Electronic -MHC	617,092	326,454
	Mechinery and Electronic -BHC	2,150	
	Mosque Maintenance	-	-
	Others-MHC	-	198,940
	Municipal Tax	199,228	199,228
	Mechinery and Electronic- Panchabati	-	43,198
		<b>14,486,984</b>	<b>16,082,248</b>

**43.00 College Running Expenses / (Income): TK. 97,020,559**

Basic Pay-Sal. & Allowance	69,285,178	65,305,679
House Rent Allowance- Sal. & Allow.	34,122,454	32,320,280
Medical Allowance- Sal. & Allow.	2,406,757	2,373,279
Entertainment Allow-Sal & Allow	803	-
Conveyance Allowance -Sal. & Allow.	97,521	90,300
Washing Allowance -Sal. & Allow	14,400	15,400
Festival Bonus-Sal.& Allow	22,223,180	6,430,778
Recreation Leave Allow.- Sal & Allow	4,343,750	177,710
Provident Fund-Sal. & Allow	70,320	146,672
Pension/Gratuity-Sal. & Allow	28,888,980	27,537,549
Tiffin Allowance -Sal. & Allow.	57,600	60,200
Overtime Allowance-Sal & Allow	597,913	334,056
Overduties Allowance-Sal & Allow	238,000	111,600
Education Allowance	704,300	684,806
Printing and Stationery-Gen. Exp	2,695,385	1,020,359
Municipal Tex-Gen. Exp	42,394	42,394
Board Exp-Gen.Exp.	2,451,063	669,394
Water and Electr.Consumption-Gen.Exp.	1,168,100	806,300
Sports Expenses-Gen & Exp.	1,068,649	57,728
Festival and Faire-Gen.Exp.	837,510	743,226
Educat.Scholar. -Govt./BCIC-Gen.Exp	14,150	196,468
Postage,Telegram & Tele.- Gen.Exp.	52,500	6,778
Repairs & Maintenance-Gen. Exp.	768,562	1,416,071
Honorarium Allowance-Gen.Exp.	9,061,611	4,107,912
Conveyance-Gen. Exp.	79,387	39,025
Entertainment-Gen.Exp.	178,568	162,932
Newspaper-Gen. Exp.	21,740	12,604
Milad Expense-Gen. Exp.	811,096	593,400
Bank Charge-Gen. Exp.	71,173	68,307
Cleaning Expense-Gen. Exp.	2,097,152	1,379,991
Depreciation-Gen. Exp.	6,987,410	4,612,352
Others -Gen. Exp.	3,181,768	2,142,607
Scout Expenses-Gen. Exp.	364,758	29,632
Magazine Gen-Expense	770,436	-
Repairs & Maintenance-Gen. Exp.	1,457,447	-
Admission Fees-Income	(5,102,070)	(4,920,800)
Session Charge-Income	(15,169,890)	(15,290,000)
Tution Fees-Income	(46,868,724)	(53,216,443)
Maintenance Fees-Income	(3,846,800)	(3,350,300)
Library Fees-Income	(2,568,600)	(1,145,240)
Laboratory Fees-Income	(1,796,725)	(413,290)
Sports Fees-Income	(1,310,105)	(13,655)



Sl. No.	Particulars	Amount in Taka	
		2022-2023	2021-2022
	Examination Fees-Income	(4,016,250)	(2,480,330)
	Report Card-Income	(939,855)	(339,510)
	Syllabus-Income	(390,280)	(345,010)
	Magazine Fees-Income	(1,708,020)	(294,250)
	Milad Fees-Income	(1,201,125)	(561,800)
	Board Fees-Income	(516,660)	(2,271,575)
	Educatio Scholarship Govt. Income	(8,400)	-
	Others-Income	(5,816,120)	(1,698,829)
	Computer Fees Income	(4,885,015)	(2,672,185)
	Water & Electricity Fees-Income	(1,159,020)	(990,500)
	Cultural Fees-Income	(1,221,975)	(592,780)
	Scout Fees-Income	(326,190)	(120,390)
	Bank Interest -Income	(271,532)	(247,951)
	Nobin Boron-Income	(252,200)	-
	Practical Lab Fees Income	(835,900)	-
		<b>97,020,559</b>	<b>62,730,951</b>



**BANGLADESH CHEMICAL INDUSTRIES CORPORATION**  
**SCHEDULE OF PROPERTY, PLANT AND EQUIPMENT (PPE)**  
**AS AT 30 JUNE 2023**

PARTICULARS	COST				Rate of Dep.	DEPRECIATION				Written down value as at 30.06.2023
	Balance as at 01.07.2022	Addition during the year	Disp/Adjust. during the year	Balance as at 30.06.2023		Accu. Dep. as on 01.07.2022	Charged for the year	Disp/Adjust. of Accu. Dep. dur. the year	Accu. Dep. as on 30.06.2023	
Land	10,094,949	-	-	10,094,949	-	-	-	-	-	10,094,949
Land Development	99,630,614	1,146,517	-	100,777,131	-	-	-	-	-	100,777,131
Office Building	897,784,098	33,444,616	-	931,228,714	2.50%	16,893,931	-	272,879,164	-	658,349,550
Residential Building	252,161,759	182,000	-	252,343,759	2.50%	4,200,776	-	88,513,478	-	163,830,281
Other Construction	116,435,238	1,761,061	-	118,196,299	10%	3,334,997	-	88,181,341	-	30,014,958
Machinery & Equipment	93,241,420	362,000	-	93,603,420	7.50%	3,667,133	-	48,375,467	-	45,227,953
Office Equipment	8,802,041	1,134,307	-	9,936,348	12.50%	593,306	-	8,129,880	-	1,806,468
Elect. & Elect. Equipment	17,044,102	2,140,746	-	19,184,848	20%	1,640,996	-	12,620,875	-	6,563,973
Info. Techlogy Equipment	89,415,353	16,911,367	(67,850)	106,258,870	20%	7,298,682	(40,058)	71,578,446	(40,058)	34,680,424
Transport & Vehicles	84,214,708	-	-	84,214,708	20%	1,978,168	-	76,302,036	-	7,912,672
Furniture & Fixture	70,734,167	9,510,358	-	80,244,525	10%	3,529,636	-	48,477,833	-	31,766,692
Sundry Assets	12,777,512	744,160	-	13,521,672	25%	490,063	-	11,541,502	-	1,980,171
<b>Balance as at 30.06.2023</b>	<b>1,752,335,961</b>	<b>67,337,132</b>	<b>(67,850)</b>	<b>1,819,605,243</b>	-	<b>43,627,688</b>	<b>(40,058)</b>	<b>726,600,022</b>	<b>(40,058)</b>	<b>1,093,005,229</b>
<b>Balance as at 30.06.2022</b>	<b>1,731,470,817</b>	<b>26,755,106</b>	<b>(5,889,962)</b>	<b>1,752,335,961</b>	-	<b>41,567,461</b>	<b>(5,489,848)</b>	<b>683,012,392</b>	<b>(5,489,848)</b>	<b>1,069,323,570</b>

The Depreciation for the financial year is allocated as follow:

30-Jun-23  
36,640,278  
6,987,410  
43,627,688

Head Office, Branch Office & Distribution Division  
BCIC College



**BANGALDESH CHEMICAL INDUSTRIES CORPORATION**  
**SCHEDULE OF INVESTMENT IN EQUITY (BCIC + GOVT.)**  
**For the year ended 30 June 2023**

Annexure - B

Name of Enterprises/Projects	Amount in Taka			
	Govt. Equity	BCIC Equity	FY 2022-2023	FY 2021-2022
Shahajalal Fertilizer Company Ltd. (Former NGFFL)	749,258,200	-	749,258,200	749,258,200
Ghorasal polash Fertilizer PLC (Former UFFL)	4,354,825,976	-	4,354,825,976	4,354,825,976
TSP Complex Ltd.	605,223,000	-	605,223,000	605,223,000
Chittagong Urea Fertilizer Ltd.	7,483,715,000	-	7,483,715,000	7,483,715,000
Jamuna Fertilizer Company Ltd.	6,426,153,800	-	6,426,153,800	6,426,153,800
Ghorasal polash Fertilizer PLC (Former PUFFL)	901,121,000	-	901,121,000	901,121,000
Ashuganj Fertilizer And Chemical Company Limited (AFCCCL)	1,817,731,400	-	1,817,731,400	1,817,731,400
Khulna Newsprint Mills Ltd.	200,225,000	-	200,225,000	200,225,000
Khulna Hardboard Mills Ltd.	2,500,000	-	2,500,000	2,500,000
North Bengal Paper Mills Ltd.	238,842,000	-	238,842,000	238,842,000
Karnaphuli Paper Mills Ltd.	1,034,842,615	-	1,034,842,615	1,034,842,615
Karnaphuli Rayon & Chemical Ltd.	308,715,040	-	308,715,040	308,715,040
Chhatak Cement Company. Ltd.	151,015,120	-	151,015,120	151,015,120
Chittagong Chemical Complex	47,000,000	-	47,000,000	47,000,000
Kohinoor Battery Mfg. Ltd.	20,000,000	-	20,000,000	20,000,000
Dhaka Leather Company Ltd.	-	299,000,000	299,000,000	299,000,000
Usmania Glass Sheet Factory Ltd.	34,547,700	-	34,547,700	34,547,700
DAP Fertilizer Company Ltd.	5,585,497,327	-	5,585,497,327	5,585,497,327
Shajalal Fertilizer Company ltd. (Project)	5,402,956,400	-	5,402,956,400	5,402,956,400
Wet Process to Dry Process of CCCL	949,235,000	-	949,235,000	949,235,000
13 Buffer Godown Nirman Project	1,183,527,640	-	1,183,527,640	1,075,492,000
Ghorasal Polash Urea Fertilizer Project (GPUFP)	6,621,425,361	-	6,621,425,361	2,954,945,600
Urea Formaldehyde-85(UF-85)	4,495,000	-	4,495,000	-
34 Buffer Godown Nirman Project	610,647,136	-	610,647,136	610,647,136
<b>TOTAL</b>	<b>44,733,499,715</b>	<b>299,000,000</b>	<b>45,032,499,715</b>	<b>41,253,489,314</b>



**BANGALDESH CHEMICAL INDUSTRIES CORPORATION**  
**SCHEDULE OF SHARE (Govt. + BCIC)**  
**For the year ended 30 June 2023**

Annexure - C

Name of Enterprises/Projects	Amount in Taka			
	Govt. Share	BCIC Share	FY 2022-2023	FY 2021-2022
Shahajalal Fertilizer Company Ltd. (Former NGFFL)	55,745,070	43,417,950	99,163,020	99,163,020
Urea Fertilizer Factory Ltd.	-	700	700	700
TSP Complex Ltd.	-	700	700	700
Polash Urea Fertilizer Factory Ltd. PUFFL PLC (Former NGFFL)	-	500,000	500,000	500,000
Jamuna Fertilizer Company Ltd.	-	500,000	500,000	500,000
Chittagong Urea Fertilizer Factory Ltd.	-	700	700	700
Ashugonj Fertilizer And Chemical Company Limited (AFCCL)	2,510,904,400	200	2,510,904,600	2,510,904,600
Bangladesh Fertilizer & Agro Chemicals	-	8,000,000	8,000,000	8,000,000
Miracle Industries Ltd.	-	9,534,980	9,534,980	9,534,980
Khulna Newsprint Mills Ltd.	168,660,000	-	168,660,000	168,660,000
Khulna Hardboard Mills Ltd.	3,757,000	-	3,757,000	3,757,000
Usmania Glass Sheet Factory Ltd.	29,006,250	-	29,006,250	29,006,250
Lira Industrial Enterprise Ltd.	312,500	-	312,500	312,500
Karnaphuli Fertilizer Co. Ltd.	17,000,000	1,987,984,900	2,004,984,900	2,004,984,900
Dhaka Match Industries Ltd.	25,500,000	-	25,500,000	25,500,000
Avent. Pharma Poulenc	21,600,000	-	21,600,000	21,600,000
Noverties (BD) Ltd. (Ciba-Geigy)	62,576,900	2,425,500	65,002,400	65,002,400
Bayer Corpscience	8,000,000	-	8,000,000	8,000,000
Bangladesh Insulator & Sanitary- Ware factory Ltd.	187,795,000	700	187,795,700	187,795,700
Chhatak Cement Co. Ltd.	2,584,880	-	2,584,880	2,584,880
Syngenta	39,525,600	1,532,000	41,057,600	41,057,600
North Bengal Paper Mills Ltd.	-	500	500	500
Sylhet Pulp & Paper Mills Ltd.	-	-	-	-
Eastern Pulp & Paper Mills	-	12,175,600	12,175,600	12,175,600



Name of Enterprises/Projects	Amount in Taka			
	Govt. Share	BCIC Share	FY 2022-2023	FY 2021-2022
Bulk Management (BD) Ltd.	-	150,000	150,000	150,000
Wavin Bangladesh Ltd.	-	40,000	40,000	40,000
Dhaka Leather Company Ltd.	-	1,000,000	1,000,000	1,000,000
GPFPLC-BCIC Inv. In share		10,000	10,000	10,000
Saudi Bangla Integra. Cement com. Ltd	-	50	50	50
ICB Islami Bank -BCIC Inv.in share		7,943,000	7,943,000	7,943,000
<b>Total</b>	<b>3,132,967,600</b>	<b>2,075,217,480</b>	<b>5,208,185,080</b>	<b>5,208,185,080</b>



**BANGLADESH CHEMICAL INDUSTRIES CORPORATION**  
**BCIC BHABAN, 30-31, DILKUSHA C/A, DHAKA.**  
**SCHEDULE OF FIXED DEPOSIT (F.D.R) (BCIC College)**

For the year ended 30 June 2023

Particulars	PRINCIPAL			ENCASHMENT		Interest during the year	Closing Balance
	Opening Balance	Addition during the year	Principal	Interest			
				Principal	Interest		
<b>A. Revenue Fund:</b>							
Sonali Bank Ltd. Mirpur, S-1, FDR No-0373240/35	325,700	14,624	-	-	-	-	340,324
Sonali Bank Ltd. Mirpur, S-1, FDR No-259646/593	297,582	13,350	-	-	-	-	310,932
<b>Total Revenue Fund as on 30 June 2023</b>	<b>623,282</b>	<b>27,974</b>	<b>-</b>	<b>-</b>	<b>-</b>	<b>-</b>	<b>651,256</b>
<b>Total Revenue Fund as on 30 June 2022</b>	<b>599,031</b>	<b>24,251</b>	<b>-</b>	<b>-</b>	<b>-</b>	<b>-</b>	<b>623,282</b>


Annexure-D



**BANGALDESH CHEMICAL INDUSTRIES CORPORATION**  
**BCIC BHABAN, 30-31, DILKUSHA C/A, DHAKA.**  
**SCHEDULE OF CASH AND BANK BALANCES**

**Annexure - E**

Particulars	A/C. No	Amount in Taka	
		FY 2022-2023	FY 2021-2022
<b>BCIC Head Office:</b>			
Janata Bank Ltd. Dilkusha Corporation Br. Dhaka	SND-36000059	59,105,476	379,669,982
Janata Bank Ltd. , Imamgonj Branch, Dhaka	SND-36000096	965,060	944,048
Janata Bank Ltd., JBCB	SND-272	-	3,499,501
Janata Bank Ltd., Local Office	SND-36001976	1,416,009,467	387,506,824
Janata Bank Ltd., Head Office, Dhaka	STD-1431	74,073,006	75,123,680
Sonali Bank Ltd. , Local Office, Dhaka	STD-36000434	92,942,380	3,869,158
Sonali Bank Ltd., Shilpa Bhaban Br., Dhaka	STD-131	17,092,006	5,110,478
Rupali Bank Ltd., Local Office	STD-20	77,932,853	73,861,455
Pubali Bank Ltd. Foreign Exchange Branch	STD-116	-	347,203
AB Bank Ltd. Principal Branch, Dhaka	STD-222003-430	26,547,885	71,765,915
National Bank Ltd., Dilkusha Branch, Dhaka.	PSA-1780819	3,400,357	27,875,014
Agrani Bank Ltd., Principal Branch, Dhaka	STD-506	47,519,302	89,413,377
NCCBL. Dilkusha Branch, Dhaka	SND-144	62,699,284	3,627,184
Trust Bank Ltd., Dilkusha Br.	SND-49	-	3,741,876
Basic Bank Ltd., Dilkusha Corporate. Br.	SND-459	345,342,017	190,959,806
Uttara Bank Ltd., L/ Office	STD-125-5	29,699,444	29,699,444
Agrani Bank Ltd. B.Wapda Br.	SND-6449898	14,170,802	250,000,000
Uttara Bank Ltd., Local Office , Dhaka	CC- 1368	4,153,358	5,495,501
<b>Total</b>		<b>2,271,652,699</b>	<b>1,602,510,446</b>
<b>BCIC Branch Office, Chittagong:</b>			
Janata Bank Ltd. , Pahartali Br. Chittagong	CA-407	1,419,891	957,679
Sonali Bank Ltd., Custom House Br. Chittagong	CA-B/13	160,363	635,651
Uttara Bank Ltd., Agrabad Br. Chittagong	CA-1103491	2,680,354	4,496,013
Janata Bank Ltd., Corporate Br. Chittagong	STD-140	72,293,223	19,972,426
Sonali Bank Ltd., Custom House Br. Chittagong	STD-B/1	1,181,716	1,165,120
Uttara Bank Ltd., Agrabad Br. Chittagong	STD-3300008	96,919,728	67,915,697
<b>Total</b>		<b>174,655,275</b>	<b>95,142,587</b>
<b>BCIC College:</b>			
Sonali Bank Ltd., Mirpur Section-1	STD-966	338,255	200,995
Sonali Bank Ltd. , Mirpur Section-1	STD-1732	-	-
Prime Bank Ltd, Mirpur Section-1	STD-1238	-	-
AB Bank Mirpur-College	STD-5776	620,541	145,403
Prime Bank Ltd, Mirpur Section-1	STD-637	-	-
Prime Bank Ltd, Mirpur Section-1	STD-434	-	-
AB Bank Mirpur-College	STD-5777	68,350	634
Prime Bank Ltd, Mirpur Section-1	STD-1239	134	134
Prime Bank Ltd, Mirpur Section-1	STD- 2735	(345)	(345)
AB Bank Ltd. , Mirpur	STD- 430	12,821,216	12,654,345
<b>Total</b>		<b>13,848,150</b>	<b>13,001,166</b>
<b>BCIC Distribution Division :</b>			
Pubali Bank Ltd. Senakalyan Br. Dhaka	STD-2263	65,298	65,860
<b>Total</b>		<b>65,298</b>	<b>65,860</b>
<b>GRAND TOTAL</b>		<b>2,460,221,423</b>	<b>1,710,720,059</b>



**BANGALDESH CHEMICAL INDUSTRIES CORPORATION**  
**BCIC BHABAN, 30-31, DILKUSHA C/A, DHAKA.**  
**SCHEDULE OF SUNDRY DEBTORS**  
**For the year ended 30 June 2023**

Annexure - F

Sl. No.	Account Description	Amount in Taka	
		2022-2023	2021-2022
<b>A</b>	<b>Head Office:</b>		
	<b>Rent Receivable:</b>		
1	AB Bank Ltd. - Rent Rec.	4,206,406	3,495,708
2	Chamber of Industries - Rent Rec.	90,259	90,259
3	Q.C. Shipping Ltd. - Rent Rec.	742,652	742,652
4	Jeroms Consultants - Rent Rec.	5,245,295	5,245,295
5	S.S. Corp. (New) - Rent Rec.	53,500	53,500
6	Nabab & Co.-Rent Rec.	(218,645)	1,155,670
7	Muhibbin - Rent Rec.	354,586	354,586
8	Bangladesh Tyres - Rent Rec.	1,469,816	1,469,816
9	BD Monosp. Pap. Mfg.Co.Ltd. - Rent Rec.	514,188	514,188
10	S. Mustafizur Rahman - Rent Rec.	1,240,345	1,240,345
11	Carbon Holdings - Rent Rec.	41,976	120,779
12	Multi Trade Enterprise - Rent Rec.	715,550	715,550
13	Ahmed & Akhter Rent Rec.	1,347,306	1,347,306
14	Mollik Traders	635,471	465,408
15	Poton Traders Pvt. Ltd. - Rent Rec.	311,436	1,283,716
16	E.R Resources - Rent Rec.	27,476	79,523
17	Resons Corporation - Rent Rec.	155,685	155,685
18	Paper Processing - 2 Rent Rec.	239,290	239,290
19	Popular Life Insurance,Rent Rec.	(417,588)	-
20	M.R. Trading - Rent Rec.	626,679	1,462,187
21	Motaleb Associates	35,266	33,752
22	Romana Enterprise - Rent Rec.	205,447	128,023
23	Alfaz International - Rent Rec.	136,243	136,243
24	Ruma Eenterprise - Rent Rec.	163,530	163,530
25	Rafi & Rachi - Rent Rec.	1,081,220	799,788
26	Pacific Travels - Rent Rec.	242,440	242,440
27	Kenedy Brothers - Rent Rec.	61,856	61,856
28	Brothers Textile - Rent Rec.	396,217	396,217
29	Incentive Unit - Rent Rec.	150,624	150,624
30	Grameenphone Ltd. - Rent Rec.	789,360	789,360
31	Mazeda Febrics - Rent Rec.	280,080	280,080
32	Asroy Realstate - Rent Rec.	1,622,756	1,622,756
33	Prestige Corporation - Rent Rec.	98,912	98,912
34	Oasis Techonogy - Rent Rec.	-	210,416
35	VIP Travels - Rent Rec.	81,800	81,800
36	East West Trading - Rent Rec.	55,880	55,880
37	Radix Enterprise - Rent Rec.	176,158	176,158
38	Marshal Distilleries - Rent Rec.	512,600	512,600
39	Tasnia Fabrics - Rent Rec.	140,124	140,124



Sl. No.	Account Description	Amount in Taka	
		2022-2023	2021-2022
40	Mehedi Enterprise - Rent Rec.	357,627	301,873
41	Multiwage Mark, Co. Ltd. - Rent.Rec.	432,099	984,240
42	Assoc. for Soc. Econ. Dev. - Rent Rec.	292,198	292,198
43	SA Trading - Rent Rec.	215,018	215,018
44	Asia Motors Ltd. - Rent Rec.	144,600	144,600
45	Dimano Ltd. - Rent Rec.	419,122	381,020
46	Miracal Enterprise - Rent Rec.	(17,618)	(17,618)
47	Fashon D Novo - Rent Rec.	6,506,083	6,506,083
48	Beximco Ltd. - Rent Rec.	3,601	3
49	Paper Processing - 1 Rent Rec.	487,707	487,707
50	Magura Group - Rent Rec.	729,261	729,261
51	Ajak Jute Mills - Rent Rec.	2,377,996	2,377,996
52	Crystal Fas/ Creative Paper - Rent Rec.	412,735	963,468
53	Petrolium Product - Rent Rec.	186	186
54	South Asia Dev. Corp. - Rent Rec.	21,476,586	19,149,486
55	Union Insur. Co. Ltd	726,516	726,516
56	Sonali Jute Mills. - Rent Rec.	1,674,660	1,674,660
57	Desh Builders	9,902	20,206
58	Nation Wide Ltd. - Rent Rec.	11,876,471	11,876,471
59	Enginrg. Trade Consultant - Rent Rec.	443,258	443,258
60	Master Sea Max. - Rent Rec.	20,070,413	20,070,413
61	Shema & Co - Rent Rec.	71,505	71,505
62	Mouri Air Express - Rent Rec.	366,160	366,160
63	The Padma Fabrics Ltd. - Rent Rec.	5,156	5,156
64	Shapla Money Changer - Rent Rec.	7,344	7,344
65	Unicorn Travels - Rent Rec.	560,461	560,461
66	Transver Ultimate Solut. - Rent Rec.	2,640	2,640
67	Lead International - Rent Rec.	101,860	101,860
68	Ahmed International - Rent Rec.	51,814	51,814
69	Metro Packaging Ltd. - Rent Rec.	237,488	237,488
70	Echhamati Paper Mills - Rent Rec.	189,662	189,662
71	Farhan Money Changer Corp. - Rent Rec.	103,085	103,085
72	Kollol Electronics. - Rent Rec.	302,586	302,586
73	Alam Enterprise - Rent Rec.	148,172	148,172
74	Bangladesh Trade Linkers - Rent Rec.	486,028	486,028
75	Banko Trading Co. Ltd. - Rent Rec.	65,829	65,829
76	Tritech Computer - Rent Rec.	25,410	25,410
77	Sheikh & Sheikh Poly. Ltd. - Rent Rec.	62,000	62,000
78	Promotex Accessories - Rent Rec.	453,056	453,056
79	Dart Equip. & Traders - Rent Rec.	14,956	14,956
80	D.G. Tech - Rent Rec.	51,570	51,570
81	Gold Air Entp. - Rent Rec.	(17,664)	(17,664)
82	Hirajheel - Rent Rec.	14,684,164	14,858,104
83	Brothers Corp. - Rent Rec.	192,854	192,854
84	Excelsior Corp. - Rent Rec.	150,591	150,591
85	Shakwat Group of Comp. - Rent Rec.	127,371	127,371
86	Aaboc Money Changer - Rent Rec.	45,184	45,184



Sl. No.	Account Description	Amount in Taka	
		2022-2023	2021-2022
87	Khaled Mah. Trad. Int. - Rent Rec.	111,142	111,142
88	Asia Corp. - Rent Rec.	48,719	48,719
89	SMT Leather Co. - Rent Rec.	4,783	4,783
90	R.R. Impex - Rent Rec.	22,287	22,287
91	Haor Flood Mang. & Lively Hood(BWDB)	570,140	570,140
92	Day Care Centre - Rent Rec.	877,500	175,500
93	34 Buffer Godown Nirman Project - Rent Rec.	2,248,560	2,498,400
94	China Traders. - Rent Rec.	39,999	(200,001)
95	CCCL Project - Rent Rec.	8,159,776	7,098,736
96	13 Buffer Godown Nirman Project - Rent Rec.	2,422,050	1,138,530
97	Rajob Ali, MLSS, MOI- Rent Rec.	366,630	322,446
98	N M Enterprise - Rent Rec.	1,099,160	893,612
99	China Traders 2 - Rent Rec.	135,000	(45,000)
100	Sharmin Enter. - Rent Rec.	(15,573)	(163,965)
101	Fahim Entp. - Rent Rec.	13,284	13,284
102	Billal Hossain Pan Bitan - Rent Rec.	4,362	4,362
103	Haji Mohd. Ishaq & Sons - Rent Rec.	108,200	108,200
104	Giusuddin & Sons - Rent Rec.	23,008	23,008
105	Argu Food & Resturant - Rent Rec.	1,407,164	338,566
106	Biddut unnon board - Rent Rec.	1,285,478	-
	<b>Sub-Total</b>	<b>129,671,567</b>	<b>125,265,037</b>

**Electric Bill Receivable:**

107	AB Bank Ltd. - E.B Rec.	3,035,773	2,759,843
108	Chamber of Industries E.B Rec.	38,533	28,651
109	Q.C. Shipping Ltd. - E.B Rec.	40,155	40,155
110	Jaroms Consultant - E.B. Rec.	749,369	749,369
111	Nabab & Co. - E.B. Rec.	78,191	78,191
112	Muhibbin - E.B. Rec.	24,046	24,046
113	Bangladesh Tyres - E.B. Rec.	13,904	13,904
114	BD Monosp. Paper Mfg. Co. Ltd.- E.B. Rec.	27,876	27,876
115	Carbon Holdings - E.B. Rec.	1,387	583
116	Multi Trade Enterprise - E.B. Rec.	60,123	60,123
117	Ahmed & Akhter - E.B. Rec.	17,897	17,897
118	Mollik Traders - E.B. Rec.	5,977	25,542
119	E.R. Resources - E.B. Rec.	2,081	1,336
120	Poton Traders Pvt. Ltd. - E.B. Rec.	29,116	155,999
121	Reasons Corporation - E.B. Rec.	11,404	11,404
122	Paper Processing 2 - E.B. Rec.	8,851	8,851
123	Popular Life Insurance,E.B. Rec.	(9,981)	-
124	M. R. Trading - E.B. Rec.	87,609	133,169
125	Motaleb Associate - E.B. Rec.	3,180	7,295
126	Romana Enterprise - E.B. Rec.	12,218	9,676
127	R.I International - E.B. Rec.	2,128	2,128
128	Ruma Enterprise - E.B. Rec.	8,759	8,759
129	Rafi & Rachi - E.B. Rec.	58,072	45,165
130	Manasco Int. (New) E.B. Rec.	(2,583)	(2,583)



Sl. No.	Account Description	Amount in Taka	
		2022-2023	2021-2022
131	Pacific Travels - E.B. Rec.	1,004	1,004
132	Kenedy Brothers - E.B. Rec.	104,223	104,223
133	R.K. Fabrics - E.B. Rec.	48,250	48,250
134	Brothers Textile - E.B. Rec.	7,986	7,986
135	Disel Power Serv. Ltd. - E.B. Rec.	5,890	5,890
136	Incentive Unit - E.B. Rec.	11,085	11,085
137	Grameenphone Ltd. - E.B. Rec.	65,947	35,944
138	Mazeda Febrics - E.B. Rec.	(229)	(229)
139	Asroy Realstate - E.B. Rec.	38,953	38,953
140	Prestige Corporation- E.B. Rec.	11,499	11,499
141	Oasis Technology - E.B. Rec.	(5,687)	26,784
142	VIP Travels - E.B. Rec.	9,353	9,353
143	East West Trading - E.B. Rec.	1,242	1,242
144	Radix Enterprise - E.B. Rec.	1,430	1,430
145	Marshal Distilleries - E.B. Rec.	24,603	24,603
146	Tasmia Fabrics - E.B. Rec.	1,783	1,783
147	Mehedi Enterprise - E.B. Rec.	29,073	45,654
148	Multiwage Mark. Co. Ltd. - Elec. Bill Rec.	20,831	25,513
149	SA Trading - Elect. Bill Rec.	4,133	4,133
150	Asia Motors Ltd. - Elect. Bill Rec.	10,866	10,866
151	Dimano Ltd. - E.Bill Rec.	52,423	27,966
152	Miracal Enterprice - E.Bill Rec.	(2,196)	(2,196)
153	Fashion D Novo - Elect. Bill Rec.	13,358	13,358
154	Beximco Ltd. - Elect. Bill Rec.	46,705	16,283
155	Paper Processing 1 - Elect. Bill Rec.	24,385	24,385
156	Magura Group - Elect. Bill Rec.	91,193	66,872
157	Ajak Jute Mills - Elect. Bill Rec.	4,889	4,889
158	Creative Paper Mills - Elect. Bill Rec.	169,129	178,469
159	Petroliam Product - Elect. Bill Rec.	3,837	3,097
160	South Asia Dev. Corp. - Elect. Bill Rec.	403,354	360,514
161	Union Insur. Co. Ltd. - Elect. Bill Rec.	(1,001)	(1,001)
162	Sonali Jute Mills - Elect. Bill Rec.	33,571	33,571
163	Desh Builders - E.B.Rec.	696	(1,660)
164	Nation Wide Ltd. - E.B. Rec.	(1,438)	(1,438)
165	Engineering Trade Consult. - E.B.Rec.	1,311	1,311
166	Master Sea Max - E.B. Rec.	28,157	28,157
167	Shema & Co. Rec. - E.B. Rec.	12,893	12,893
168	Misho Trade (Pvt.) Ltd. E. Rec.	15,394	15,394
169	Mouri Air Express - E.B. Rec.	137,060	137,060
170	The Padma Fabrics Ltd. - E.B. Rec.	18,537	18,537
171	Unicorn Travels - E.B. Rec.	35,114	35,114
172	Transver Ultimate Solution - E.B. Rec.	9,547	9,547
173	Lead International - E.B. Rec.	26,985	26,985
174	Ahmed International - E.B. Rec.	7,176	7,176
175	Metro Packaging Ltd. - E.B. Rec.	13,042	13,042
176	Echhamati Paper Mills - E.B. Rec.	1,672	1,672




Sl. No.	Account Description	Amount in Taka	
		2022-2023	2021-2022
177	Kollol Electronics - E.B. Rec.	44,693	44,693
178	Alam Enterprise - E.B. Rec.	8,730	8,730
179	Bangladesh Trade Linkers - E.B. Rec.	6,754	6,754
180	Banko Trading Co. Ltd. - E.B. Rec.	32,239	32,239
181	Tritech Computer - E.B. Rec.	7,611	7,611
182	Sheikh & Sheikh Poly. Ltd. - E.B. Rec.	21,501	21,501
183	Mouri Air Express (2) - E.B. Rec.	(2,193)	(2,193)
184	Promotex Accessories - E.B. Rec.	2,878	2,878
185	Skyland Resources-E.B.Rec.	-	(1)
186	Dart Equip. & Traders - E.B. Rec.	3,019	3,019
187	D.G. Tech - E.B. Rec.	2,542	2,542
188	Gold Air Entp. - E.B. Rec.	(1,904)	(1,904)
189	Rony Const. Engg. - E.B. Rec.	29,505	29,505
190	Hirajheel. - E.B. Rec.	25,160	126,916
191	Hazari Travels & Tours. - E.B. Rec.	6,026	6,026
192	Excelsior Corp. - E.B. Rec.	8,014	8,014
193	Shakawat Group of Comp. - E.B. Rec.	7,126	7,126
194	Aaboc Money Changer. - E.B. Rec.	17,719	17,719
195	Khaled Mah. Trad. Int. - E.B. Rec.	11,121	11,121
196	Asia Corp. - E.B. Rec.	1,968	1,968
197	SMT Leather Co. - Elect. Bill Rec.	11,827	11,827
198	Al - Arafa Oversease - Elect. Bill Rec.	2,750	2,750
199	Day Care Centre - E.B. Rec.	165,497	88,264
200	34 Buffer Godown Nirman Proj. - Elect. Bill Rec.	291,509	144,302
201	CCCL Project - E.B. Rec.	668,778	545,988
202	13 Buffer Godown Nirman Proj. - E.B. Rec.	645,873	523,083
203	Biddut unnon board - EB Rec.	187,512	-
<b>Sub-Total</b>		<b>8,048,365</b>	<b>7,303,817</b>

**WASA and Gas Bill Receivables:**

204	AB Bank Ltd. - W.G.B. Rec.	275,845	332,926
205	Chamber of Industries - W.G.B. Rec.	12,073	10,193
206	Q.C. Shipping Ltd. - W.G.B. Rec.	22,660	22,660
207	Jeroms Consultant - W.G.B. Rec.	229,658	229,658
208	Nabab & Co. - W.G.B. Rec.	47,848	47,848
209	Muhibbin - W.G.B. Rec.	15,218	15,218
210	Bangladesh Tyres - W.G.B. Rec.	32,482	32,482
211	Gulf Food Ltd. - W.G.B. Rec.	(1,944)	(1,944)
212	BD Monosp. P. Mgf. Co. Ltd - W.G.B. Rec.	(2,985)	(2,985)
213	S. Mustafizur Rahman - W.G.B. Rec.	(3,807)	(3,807)
214	Rainbow Assoc. - W.G.B. Rec.	(2,985)	(2,985)
215	Carbon Holdings - W .G. Bill Rec.	2,766	5,642
216	Multi Trade Enterprise - W.G.B. Rec.	15,162	15,162
217	M R International. - W .G. Bill Rec.	1,800	1,800
218	Ahmed & Akhter - W.G.B. Rec.	47,097	47,097



Sl. No.	Account Description	Amount in Taka	
		2022-2023	2021-2022
219	Mollik Traders - G.B. Rec.	7,829	33,500
220	E.R. Resources - W.G.B. Rec.	905	3,708
221	Poton Traders Pvt. Ltd. - W.G.B. Rec.	52,954	74,594
222	Resons Corporation - W.G.B. Rec.	4,887	4,887
223	Paper Processing 2 - W.G.B. Rec.	4,933	4,933
224	Popular Life Insurance, - W.G.B. Rec.	(29,001)	-
225	M. R. Trading - W.G.B. Rec.	25,267	60,267
226	Motaleb associate - W.G.B. Rec.	994	2,801
227	Romana Enterprise - W.G.B. Rec.	2,769	7,411
228	R.I Enterprise - W .G. Bill Rec.	4,445	4,445
229	Ruma Enterprise - W.G.B. Rec.	3,731	3,731
230	Rafi & Rachi - W.G.B. Rec.	71,076	59,016
231	Manasco Int. (New) - W.G.B. Rec.	(704)	(704)
232	Kenedy Brothers - W.G.B. Rec.	75,986	75,986
233	R.K. Fabrics - W.G.B. Rec.	4,288	4,288
234	Brothers Textile - W.G.B. Rec.	11,619	11,619
235	Disel Power Serv. - W .G. Bill Rec.	4,258	4,258
236	Incentive Units - W.G.B. Rec.	2,226	2,226
237	Asroy Realstate - W.G. B. Rec.	77,179	77,179
238	Prestige Corporation - W.G.B. Rec.	82,474	82,474
239	Oasis Technology - W.G.B. Rec.	(3,440)	13,624
240	VIP Travels - W.G.B. Rec.	5,833	5,833
241	East West Trading - W.G.B. Rec.	1,848	1,848
242	Radix Enterprise - W.G.B. Rec.	1,961	1,961
243	Marshal Distilleries - W.G.B. Rec.	15,543	15,543
244	Tasnia Fabrics - W.G.B. Rec.	5,037	5,037
245	Mehedi Enterprise - W.G.B. Rec.	11,077	8,109
246	Multiwage Mart.Co. Ltd. - W.G.B. Rec.	8,460	12,690
247	SA Trading - W .G. Bill Rec.	3,762	3,762
248	Asia Motors Ltd. - W.G. Bill Rec.	4,412	4,412
249	Dimano Ltd - W.G.B. Rec.	15,002	13,805
250	Fashon D Novo - W.G. Bill Rec.	186,357	186,357
251	Beximco Ltd. - WASA & Gas - Bill	2,223	1,085
252	Paper Processing 1 - WASA & Gas Bill	(1)	(1)
253	Magura Group - W.G. Bill Rec.	20,325	20,325
254	Ajak Jute Mills - W.G. Bill Rec.	78,410	78,410
255	Creative Paper Mills - W & Gas Bill Rec.	18,139	36,280
256	Petroleum Products - W.G. Bill Rec.	1,562	1,562
257	South Asia Dev.Corp. - W.G. Bill Rec.	579,635	502,979
258	Sonali Jute Mills - W.G. Bill Rec.	82,832	82,832
259	Desh Builders - W.G.B. Rec.	154	1,414
260	Nation Wide Ltd. - W .G. Bill Rec.	245,914	245,914
261	Engirg. Trade Consult. - W .G. Bill Rec.	92,642	92,642
262	Master Sea Max - W.G. Bill Rec.	450,116	450,116
263	Misho Trade (Pvt.) Ltd. - W .G. Bill Rec.	(2,338)	(2,338)
264	Mouri Air Express - W.G.B. Rec.	13,821	13,821



Sl. No.	Account Description	Amount in Taka	
		2022-2023	2021-2022
265	Unicorn Travels - W.G.B. Rec.	13,101	13,101
266	Lead International - W.G.B. Rec.	1,823	1,823
267	Metro Packaging Ltd. - W.G.B. Rec.	2,935	2,935
268	Farhan Money Chan. Corp. - W .G. Bill Rec.	1,069	1,069
269	Kollol Electronics - W.G.B. Rec.	5,877	5,877
270	Alam Enterprise - W.G.B. Rec.	2,086	2,086
271	Bangladesh Trade Linkers - W.G.B. Rec.	2,405	2,405
272	Banko Trading Co. Ltd. - W.G.B. Rec.	1,932	1,932
273	Sk. & Sheikh Poly. Ltd. - W.G. Bill Rec.	1,701	1,701
274	Hirajheel - W.G. Bill Rec.	(28,202)	(28,340)
275	Khaled Mah. Trad. Int. - W & G. Bill Rec.	1,566	1,566
276	Asia Corp. - W.G. Bill Rec.	928	928
277	Haor Flood Mang & Leveli Hood (BWBD)	(147)	(147)
278	Nation Wide - W.G.B. Rec.	29,743	29,743
279	Day Care Centre Wasa Gas Bill Rec.	43,110	37,770
280	34 Buffer Godown Nirman Proj. W.G.B. Rec.	72,482	46,440
281	CCCL Project - W.G.B Rec.	150,239	124,028
282	13 Buffer Godown Nirman Proj. - W.G.B Rec.	117,578	91,364
283	Biddut unnon board - W.G.B Rec.	23,416	-
		<b>3,381,931</b>	<b>3,399,887</b>
	<b>Total (A)</b>	<b>141,101,863</b>	<b>135,968,741</b>

**B. Branch Office:**

284	Hazi & Co. ctg. - B.O. Oth. Rec.	18,478,119	16,679,211
285	Mr. Serajul Alam Ex. ASO-B.O. - Oth. Rec.	99,052	99,052
286	Mr. Abbdus Salam - B.O. Oth. Rec.	1,722	1,722
287	M/S. Rajib Enterprise-B.O - Oth. Rec.	-	27,051
288	M/S. Kabir Ahmed-B.O - Oth. Rec.	-	2,760
289	M/S. Mamunur Rashid-B.O. - Oth. Rec.	-	1,600
290	Busin. Service Supp.-B.O. - Oth. Rec.	938,562	1,570,183
291	Metali Enterprise -B.O. - Oth. Rec.	1,908,261	1,725,453
292	Pacific Tel.BD Ltd.-B.O. - Oth. Rec.	17,213,006	17,213,006
293	M/S Abdus Salam-BOC - Other Rec.	-	-
294	M/S Jafor Ahmed - Other Rec.	-	-
	<b>Total (B)</b>	<b>38,638,722</b>	<b>37,320,038</b>


M/S JAFOR AHMED -BOC-OTHER REC.

Details are given in mangement report

**C. Distribution Division :**

295	Shahadat & Others-Dist. - Oth. Rec.	3,382,196	3,382,196
296	Advert. Against Sales-Dist. - Oth. Rec.	14,268	14,268
	<b>Total (C)</b>	<b>3,396,464</b>	<b>3,396,464</b>

Details are given in mangement report



Sl. No.	Account Description	Amount in Taka	
		2022-2023	2021-2022
<b>D. Other Receivable:</b>			
297	Ministry of Industries - Oth. Rec.	485,062	485,062
298	Board of Investment - Oth. Rec.	(194,963)	(194,963)
299	BSFIC - Oth. Rec.	826,455	826,455
300	BSEC - Oth. Rec.	1,014,192	1,014,192
301	ICTVTR - Oth. Rec.	55,780	55,780
302	Insur. Claim Rec. (SBC) - Oth. Rec.	6,044,258	6,044,258
303	BTMC - Oth. Rec.	18,214	18,214
304	Interest Receivable on Outstanding FDR (KAFCO)	532,884,899	-
305	ICB Islami Bank - Other Rec.	7,989,348	7,989,348
306	Others Receivable	15,725	15,725
<b>Total (D)</b>		<b>549,138,970</b>	<b>16,254,071</b>
<b>GRAND TOTAL (A+B+C+D)</b>		<b>732,276,020</b>	<b>192,939,315</b>



**BANGALDESH CHEMICAL INDUSTRIES CORPORATION**  
**BCIC BHABAN, 30-31, DILKUSHA C/A, DHAKA.**  
**SCHEDULE OF FDR**  
**AS ON 30 JUNE 2023**

Annexure-G

Sl. No.	Bank Name	FDR No.	Investment Amount (Amount in Taka)
1	Janata Bank Ltd, Dilkusha	0100236587899	75,969,800
2	Janata Bank Ltd, Dilkusha	0705067/55067153	200,000,000
3	Janata Bank Ltd, Dilkusha	0704925/55068738	200,000,000
4	Janata Bank Ltd, Dilkusha	0100242015121	485,581,880
5	Janata Bank Ltd, Dilkusha	0544588/0100224768685	1,045,000,000
6	Janata Bank Ltd, Dilkusha	0544596/0100224967017	558,600,000
7	Janata Bank Ltd, Dilkusha	0934695/0100232185664	25,000,000
8	Janata Bank Ltd, Dilkusha	0100245168831	500,000,000
<b>Sub -Total</b>			<b>3,090,151,680</b>
9	Janata Bank Ltd, Local Office	297699/55150886	100,000,000
10	Janata Bank Ltd, Local Office	347539/55156132	20,000,000
11	Janata Bank Ltd, Local Office	347546/55156207	70,000,000
12	Janata Bank Ltd, Local Office	557449/55162254	227,600,000
13	Janata Bank Ltd, Local Office	0100236582285	700,000,000
14	Janata Bank Ltd, Local Office	660243/55165174	130,100,000
15	Janata Bank Ltd, Local Office	10255165439	100,000,000
16	Janata Bank Ltd, Local Office	100216867819	164,100,000
17	Janata Bank Ltd, Local Office	0659814/55170769	177,900,000
<b>Sub -Total</b>			<b>1,689,700,000</b>
18	Janata Bank Ltd, Arambag Br.	0100236178310	85,000,000
19	Janata Bank Ltd, English Road Br.	0100242030545	50,000,000
20	Janata Bank Ltd, Rampura Br.	0100245175153	100,000,000
<b>Sub -Total</b>			<b>235,000,000</b>
<b>Total</b>			<b>5,014,851,680</b>
21	BASIC Bank Ltd. Dilkusha	1518-01-0001990	10,000,000
22	BASIC Bank Ltd. Dilkusha	1518-01-0011038	108,600,000
23	BASIC Bank Ltd. Dilkusha	214201/1518-01-0020434	250,000,000
24	BASIC Bank Ltd. Dilkusha	214005/1518-01-0019559	77,116,376
<b>Sub -Total</b>			<b>445,716,376</b>
25	BASIC Bank Ltd. Main branch	065850/0017223	50,000,000
26	BASIC Bank Ltd. Main branch	120860/0028581	50,000,000
27	BASIC Bank Ltd. Main branch	204017/0030170	50,000,000
28	BASIC Bank Ltd. Main branch	202358/0218-01-0032767	100,000,000
<b>Sub -Total</b>			<b>250,000,000</b>



Sl. No.	Bank Name	FDR No.	Investment Amount (Amount in Taka)
29	BASIC Bank Ltd. Shantinagor Branch	0918-01-0020796	200,000,000
<b>Sub -Total</b>			<b>200,000,000</b>
<b>Total</b>			<b>895,716,376</b>
30	BD Krishi Bank LPO	546179/21308	700,000,000
31	BD Krishi Bank LPO	546479/21607	350,000,000
32	BD Krishi Bank LPO	590827/14936	100,000,000
33	BD Krishi Bank LPO	546708/21835	283,050,000
34	BD Krishi Bank Chakbazar	439765/1043	100,000,000
35	BD Krishi Bank LPO	590830/14939	100,000,000
36	BD Krishi Bank LPO	590930/15039	405,000,000
37	BD Krishi Bank LPO	673589/18972	200,000,000
38	BD Krishi Bank LPO	673592/18975	100,000,000
39	BD Krishi Bank LPO	673637/19020	50,000,000
40	BD Krishi Bank LPO	673665/19047	100,000,000
41	Bangladesh Krishi Bank (LPO)	675039/20314	100,000,000
42	Bangladesh Krishi Bank (LPO)	675048/20323	50,000,000
43	Bangladesh Krishi Bank (LPO)	546005/21134	100,000,000
<b>Total</b>			<b>2,738,050,000</b>
44	Agrani Bank F. Ex.	0290903/409	273,800,000
45	Agrani Bank B. WAPDA Corp.Br.	2572/0200020566798	250,000,000
46	Agrani Bank B. WAPDA Corp.Br.	2593/0100019223153	1,000,000,000
47	Agrani Bank B. WAPDA Corp.Br.	2622/0200020165768	400,000,000
48	Agrani Bank B. WAPDA Corp.Br.	2626/0200020340490	160,000,000
49	Agrani Bank B. Jatiyo press club.Br.	49350	200,000,000
<b>Total</b>			<b>2,283,800,000</b>
50	Rupali Bank Ramna Corporate	0059035000603	77,200,000
51	Rupali Bank Ramna Corporate	59035000824	100,000,000
52	Rupali Bank Hatirpul Br.	380035005196	150,000,000
53	Rupali Bank Local Office	52/174/0366693	350,000,000
54	Rupali Bank Local Office	0366805/52/286	100,000,000
<b>Total</b>			<b>777,200,000</b>
55	Sonali Bank Ltd. Local Office	2605002443	1,500,000,000
<b>Total</b>			<b>1,500,000,000</b>
<b>Grand Total</b>			<b>13,209,618,056</b>

