



Slum Statistics of Bangladesh, 2022

Population



Male
897,403



Female
838,443



Hijra
456



Types of the Household



General 94.51%

Institutional 0.02%

Others 5.47%

General Household by Structure of Main Dwelling Unit



Pucca 15.97%



Semi-Pucca 30.00%



Kancha 51.92%



Jhupri 2.11%

Ownership of Dwelling Unit and Locality

Own Dwelling Unit 21.49%

Rented but Having Own Dwelling Unit Elsewhere 45.08%

Rented and Having No Own Dwelling Unit Elsewhere 20.59%

Rent Free but Having Own Dwelling Unit Elsewhere 2.43%

Rent Free and Having No Own Dwelling Unit Elsewhere 10.41%

General Household Facilities

Main Source of Drinking Water



Tubewell
(Deep/ Shallow)
50.01%



Tap/pipe
(Supply)
48.37%

Others 1.62%

Toilet Facilities




47.17% Safe Disposal with Flushing/
Pouring Water



27.32% Unsafe Disposal with Flushing/
Pouring Water

Others 25.31%

Main Source of Electricity



National Grid
97.65%



Solar Power and Others
1.30%

No Electricity 1.05%

Main Source of Cooking Fuel



Supply Gas 42.30%



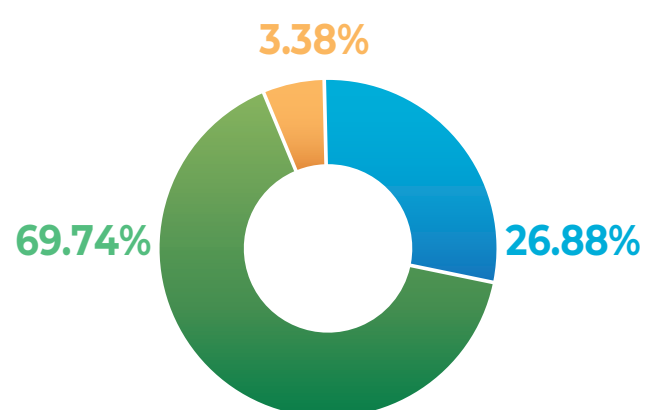
Wood/ Chalk/
Chopped Wood 33.79%



LP Gas 15.22%

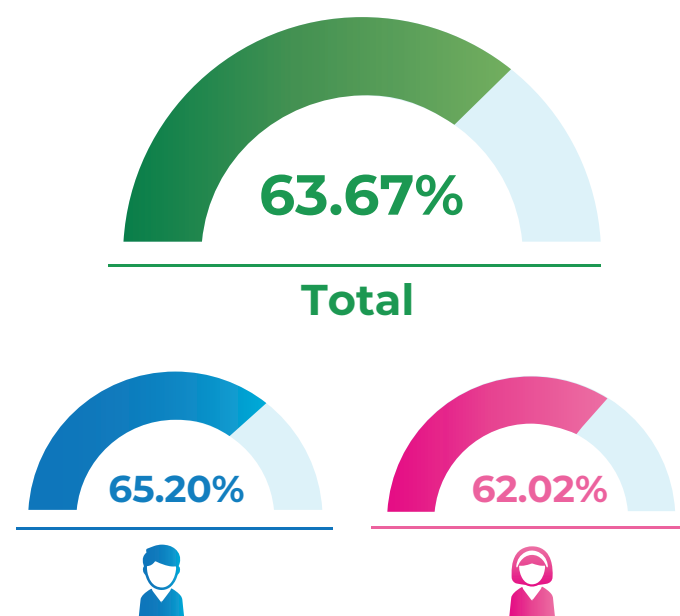
Others 9.29%

Age Composition



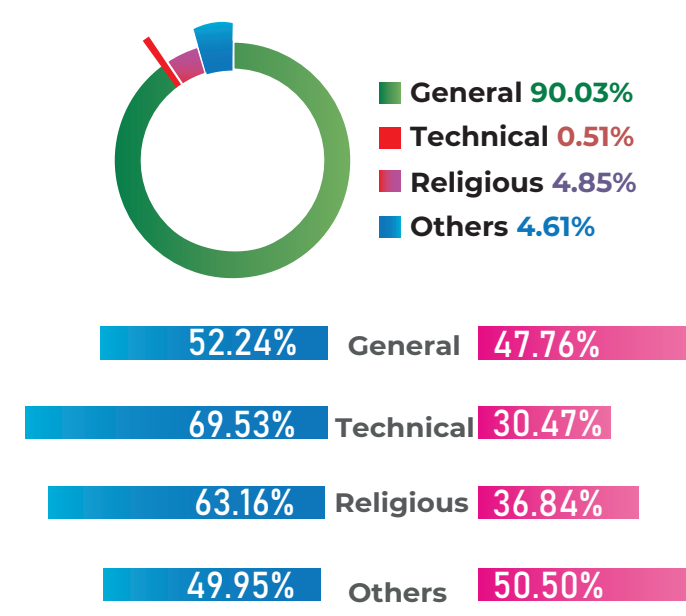
0-14 Years
15-64 Years
65 years and above

Literacy Rate (7 Years and Above)



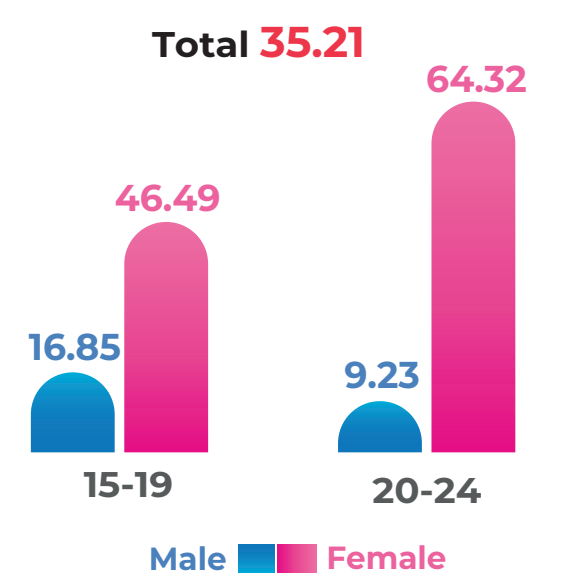
Male Female

Field of Education (5 Years and Above)



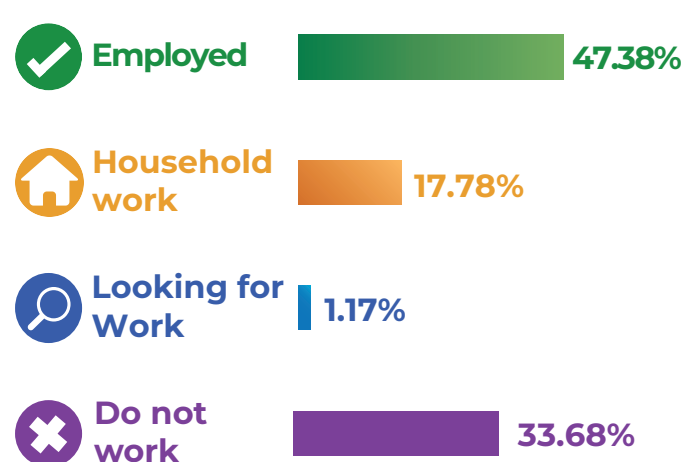
Male Female

Population Aged 15 - 24 Years Not in Employment Education or Training (NEET) [%]

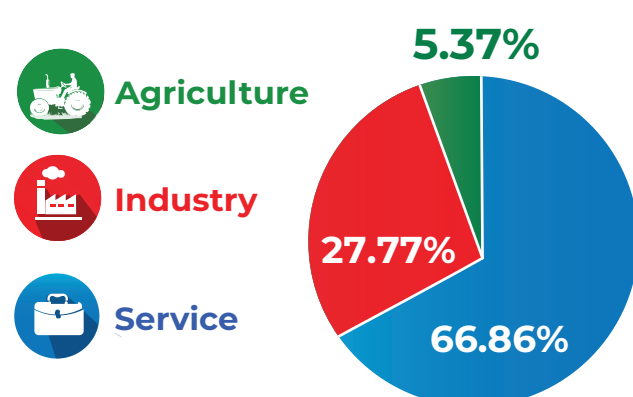


Male Female

Working Status (5 Years and above)



Working Sector (5 Years and Above)



Mobile & Internet (15 Years & Above)



Having Mobile Phone
for Own Use
71.93%



Internet User
33.14%

Financial Inclusion (15 Years & Above)



Having Account
in Financial
Institutions
16.34%



Having Mobile
Banking Account
35.72%

Source: Population and Housing Census 2022

Population and Housing Census 2021 Project

Bangladesh Bureau of Statistics
Statistics and Informatics Division
Ministry of Planning

